**Plot 1#:**

**GSM 850 Head Left Cheek Mid**

**DUT: X620**

Communication System: UID 0, Generic GSM (0); Frequency: 836.6 MHz;Duty Cycle: 1:8
Medium: HBBL600-10000V6 Medium parameters used (interpolated): f = 836.6 MHz; $\sigma$ = 0.914 S/m; $\varepsilon_r$ = 42.638; $\rho$ = 1000 kg/m$^3$

DASY5 Configuration:
- Probe: EX3DV4 - SN7522; ConvF(9.39, 9.39, 9.39) @ 836.6 MHz; Calibrated: 2021/4/19
- Sensor-Surface: 4mm (Mechanical Surface Detection)
- Electronics: DAE4 Sn1354; Calibrated: 2021/9/1
- Phantom: Head model; Type: QD000P40CD; Serial: TP:1744
- Measurement SW: DASY52, Version 52.10 (4); SEMCAD X Version 14.6.14 (7501)

**Head Left Cheek/GSM 850 Mid/Area Scan (71x91x1):** Interpolated grid: dx=1.500 mm, dy=1.500 mm
Maximum value of SAR (interpolated) = 0.197 W/kg

**Head Left Cheek/GSM 850 Mid/Zoom Scan (5x5x7)/Cube 0:** Measurement grid: dx=8mm, dy=8mm, dz=5mm
Reference Value = 5.349 V/m; Power Drift = 0.06 dB
Peak SAR (extrapolated) = 0.193 W/kg
**SAR(1 g) = 0.163 W/kg; SAR(10 g) = 0.128 W/kg**
Maximum value of SAR (measured) = 0.171 W/kg




0 dB = 0.171 W/kg = -7.67 dBW/kg

**Plot 2#:**

**GSM 850 Head Left Tilt Mid**

**DUT: X620**

Communication System: UID 0, Generic GSM (0); Frequency: 836.6 MHz;Duty Cycle: 1:8
Medium: HBBL600-10000V6 Medium parameters used (interpolated): f = 836.6 MHz; $\sigma$ = 0.914 S/m; $\varepsilon_r$ = 42.638; $\rho$ = 1000 kg/m$^3$

DASY5 Configuration:
- Probe: EX3DV4 - SN7522; ConvF(9.39, 9.39, 9.39) @ 836.6 MHz; Calibrated: 2021/4/19
- Sensor-Surface: 4mm (Mechanical Surface Detection)
- Electronics: DAE4 Sn1354; Calibrated: 2021/9/1
- Phantom: Head model; Type: QD000P40CD; Serial: TP:1744
- Measurement SW: DASY52, Version 52.10 (4); SEMCAD X Version 14.6.14 (7501)

**Head Left Tilt/GSM 850 Mid/Area Scan (71x91x1):** Interpolated grid: dx=1.500 mm, dy=1.500 mm
Maximum value of SAR (interpolated) = 0.110 W/kg

**Head Left Tilt/GSM 850 Mid/Zoom Scan (5x5x7)/Cube 0:** Measurement grid: dx=8mm, dy=8mm, dz=5mm
Reference Value = 7.754 V/m; Power Drift = 0.06 dB
Peak SAR (extrapolated) = 0.0960 W/kg
**SAR(1 g) = 0.082 W/kg; SAR(10 g) = 0.066 W/kg**
Maximum value of SAR (measured) = 0.0847 W/kg

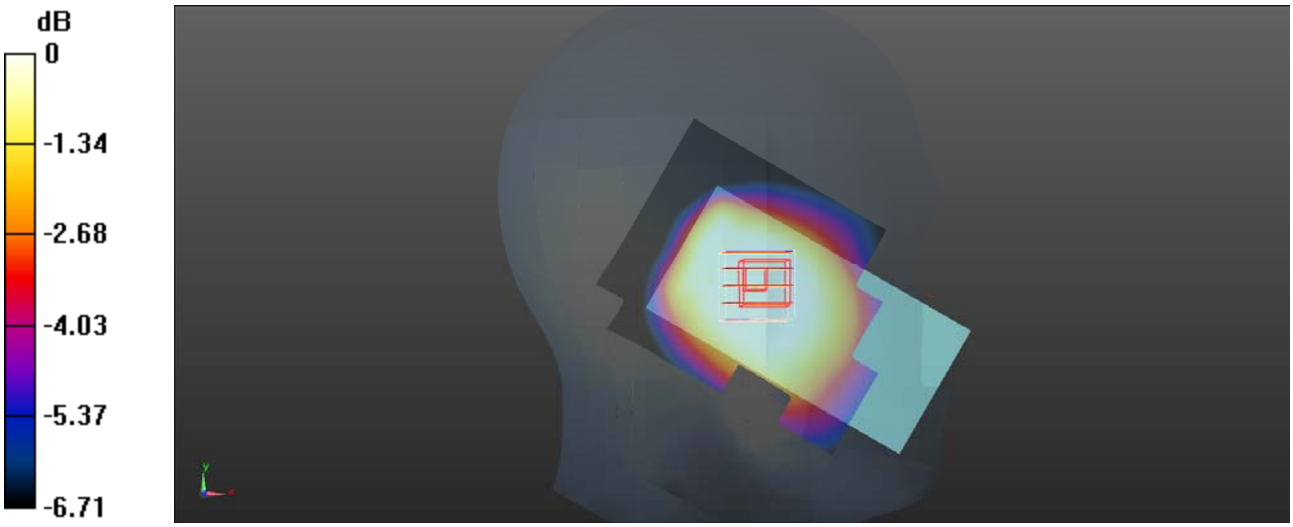


0 dB = 0.0847 W/kg = -10.72 dBW/kg

**Plot 3#:**

**GSM 850 Head Right Cheek Mid**

**DUT: X620**

Communication System: UID 0, Generic GSM (0); Frequency: 836.6 MHz;Duty Cycle: 1:8
Medium: HBBL600-10000V6 Medium parameters used (interpolated): f = 836.6 MHz; $\sigma$ = 0.914 S/m; $\varepsilon_r$ = 42.638; $\rho$ = 1000 kg/m$^3$

DASY5 Configuration:
- Probe: EX3DV4 - SN7522; ConvF(9.39, 9.39, 9.39) @ 836.6 MHz; Calibrated: 2021/4/19
- Sensor-Surface: 4mm (Mechanical Surface Detection)
- Electronics: DAE4 Sn1354; Calibrated: 2021/9/1
- Phantom: Head model; Type: QD000P40CD; Serial: TP:1744
- Measurement SW: DASY52, Version 52.10 (4); SEMCAD X Version 14.6.14 (7501)

**Head Right Cheek/GSM 850 Mid/Area Scan (71x91x1):** Interpolated grid: dx=1.500 mm, dy=1.500 mm
Maximum value of SAR (interpolated) = 0.239 W/kg

**Head Right Cheek/GSM 850 Mid/Zoom Scan (5x5x7)/Cube 0:** Measurement grid: dx=8mm, dy=8mm, dz=5mm
Reference Value = 3.553 V/m; Power Drift = 0.15 dB
Peak SAR (extrapolated) = 0.328 W/kg
**SAR(1 g) = 0.248 W/kg; SAR(10 g) = 0.187 W/kg**
Maximum value of SAR (measured) = 0.254 W/kg

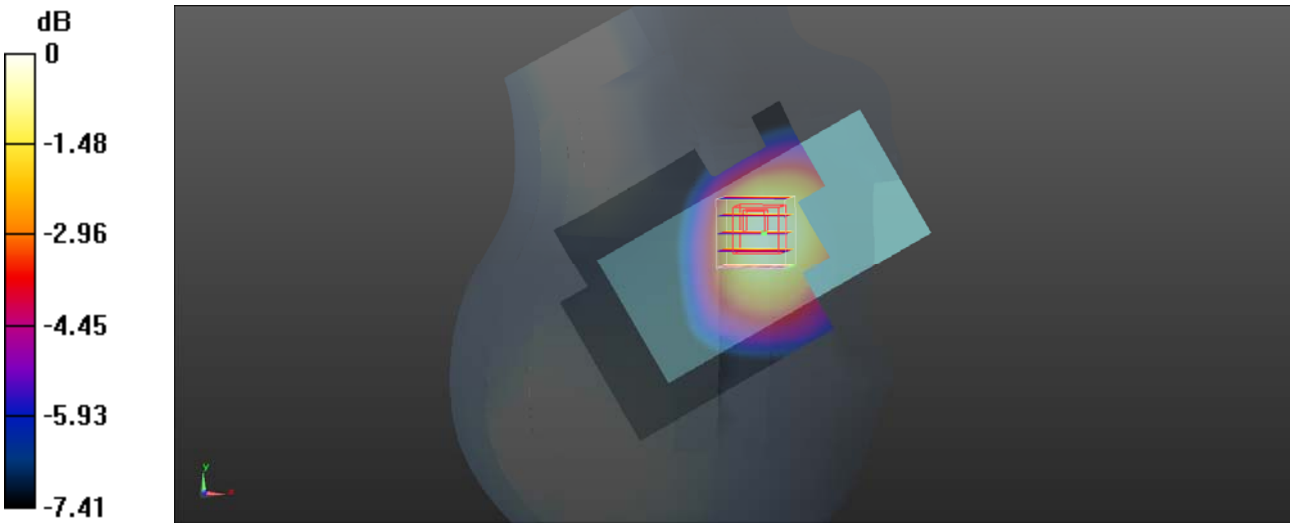


0 dB = 0.254 W/kg = -5.95 dBW/kg

**Plot 4#:**

**GSM 850 Head Right Tilt Mid**

**DUT: X620**

Communication System: UID 0, Generic GSM (0); Frequency: 836.6 MHz;Duty Cycle: 1:8
Medium: HBBL600-10000V6 Medium parameters used (interpolated): f = 836.6 MHz; $\sigma$ = 0.914 S/m; $\varepsilon_r$ = 42.638; $\rho$ = 1000 kg/m$^3$

DASY5 Configuration:
- Probe: EX3DV4 - SN7522; ConvF(9.39, 9.39, 9.39) @ 836.6 MHz; Calibrated: 2021/4/19
- Sensor-Surface: 4mm (Mechanical Surface Detection)
- Electronics: DAE4 Sn1354; Calibrated: 2021/9/1
- Phantom: Head model; Type: QD000P40CD; Serial: TP:1744
- Measurement SW: DASY52, Version 52.10 (4); SEMCAD X Version 14.6.14 (7501)

**Head Right Tilt/GSM 850 Mid/Area Scan (71x91x1):** Interpolated grid: dx=1.500 mm, dy=1.500 mm
Maximum value of SAR (interpolated) = 0.0994 W/kg

**Head Right Tilt/GSM 850 Mid/Zoom Scan (5x5x7)/Cube 0:** Measurement grid: dx=8mm, dy=8mm, dz=5mm
Reference Value = 7.040 V/m; Power Drift = 0.10 dB
Peak SAR (extrapolated) = 0.112 W/kg
**SAR(1 g) = 0.097 W/kg; SAR(10 g) = 0.079 W/kg**
Maximum value of SAR (measured) = 0.100 W/kg

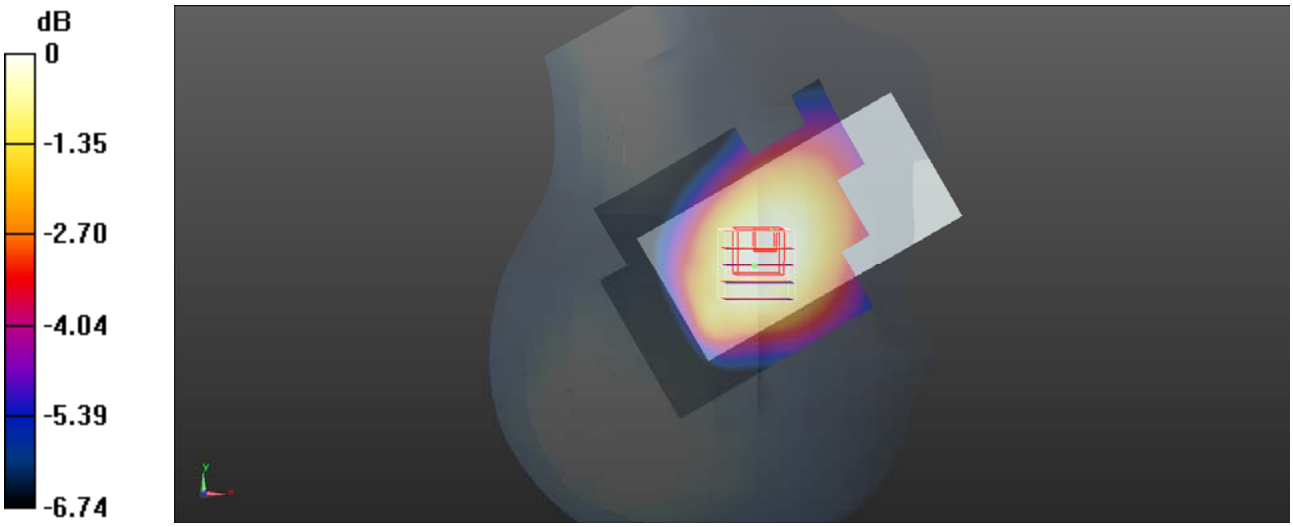


0 dB = 0.100 W/kg = -10.00 dBW/kg

**Plot 5#:**

**GSM 850 Body Worn Back Mid**

**DUT: X620**

Communication System: UID 0, Generic GSM (0); Frequency: 836.6 MHz;Duty Cycle: 1:8
Medium: HBBL600-10000V6 Medium parameters used (interpolated): f = 836.6 MHz; $\sigma$ = 0.914 S/m; $\varepsilon_r$ = 42.638; $\rho$ = 1000 kg/m$^3$

DASY5 Configuration:
- Probe: EX3DV4 - SN7522; ConvF(9.39, 9.39, 9.39) @ 836.6 MHz; Calibrated: 2021/4/19
- Sensor-Surface: 4mm (Mechanical Surface Detection)
- Electronics: DAE4 Sn1354; Calibrated: 2021/9/1
- Phantom: Head model; Type: QD000P40CD; Serial: TP:1744
- Measurement SW: DASY52, Version 52.10 (4); SEMCAD X Version 14.6.14 (7501)

**Body Worn Back/GSM 850 Mid/Area Scan (71x91x1):** Interpolated grid: dx=1.500 mm, dy=1.500 mm
Maximum value of SAR (interpolated) = 0.304 W/kg

**Body Worn Back/GSM 850 Mid/Zoom Scan (5x5x7)/Cube 0:** Measurement grid: dx=8mm, dy=8mm, dz=5mm
Reference Value = 18.16 V/m; Power Drift = -0.01 dB
Peak SAR (extrapolated) = 0.345 W/kg
**SAR(1 g) = 0.295 W/kg; SAR(10 g) = 0.234 W/kg**)
Maximum value of SAR (measured) = 0.304 W/kg

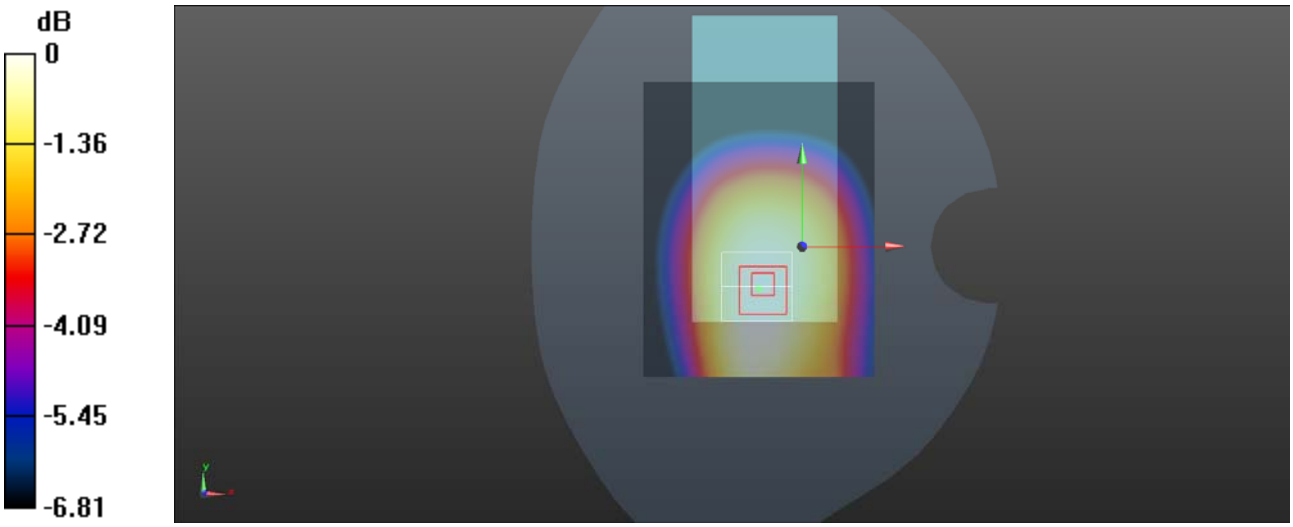


0 dB = 0.304 W/kg = -5.17 dBW/kg

**Plot 6#:**

**GSM 850 Body Back Mid**

**DUT: X620**

Communication System: UID 0, Generic GPRS-2 slots (0); Frequency: 836.6 MHz;Duty Cycle: 1:4
Medium: HBBL600-10000V6 Medium parameters used (interpolated): f = 836.6 MHz; $\sigma$ = 0.914 S/m; $\varepsilon_r$ = 42.638; $\rho$ = 1000 kg/m$^3$

DASY5 Configuration:
- Probe: EX3DV4 - SN7522; ConvF(9.39, 9.39, 9.39) @ 836.6 MHz; Calibrated: 2021/4/19
- Sensor-Surface: 4mm (Mechanical Surface Detection)
- Electronics: DAE4 Sn1354; Calibrated: 2021/9/1
- Phantom: Head model; Type: QD000P40CD; Serial: TP:1744
- Measurement SW: DASY52, Version 52.10 (4); SEMCAD X Version 14.6.14 (7501)

**Body Worn Back/GSM 850 Mid/Area Scan (71x91x1):** Interpolated grid: dx=1.500 mm, dy=1.500 mm
Maximum value of SAR (interpolated) = 0.387 W/kg

**Body Worn Back/GSM 850 Mid/Zoom Scan (5x5x7)/Cube 0:** Measurement grid: dx=8mm, dy=8mm, dz=5mm
Reference Value = 19.12 V/m; Power Drift = -0.04 dB
Peak SAR (extrapolated) = 0.345 W/kg
**SAR(1 g) = 0.313 W/kg; SAR(10 g) = 0.239 W/kg**
Maximum value of SAR (measured) = 0.366 W/kg

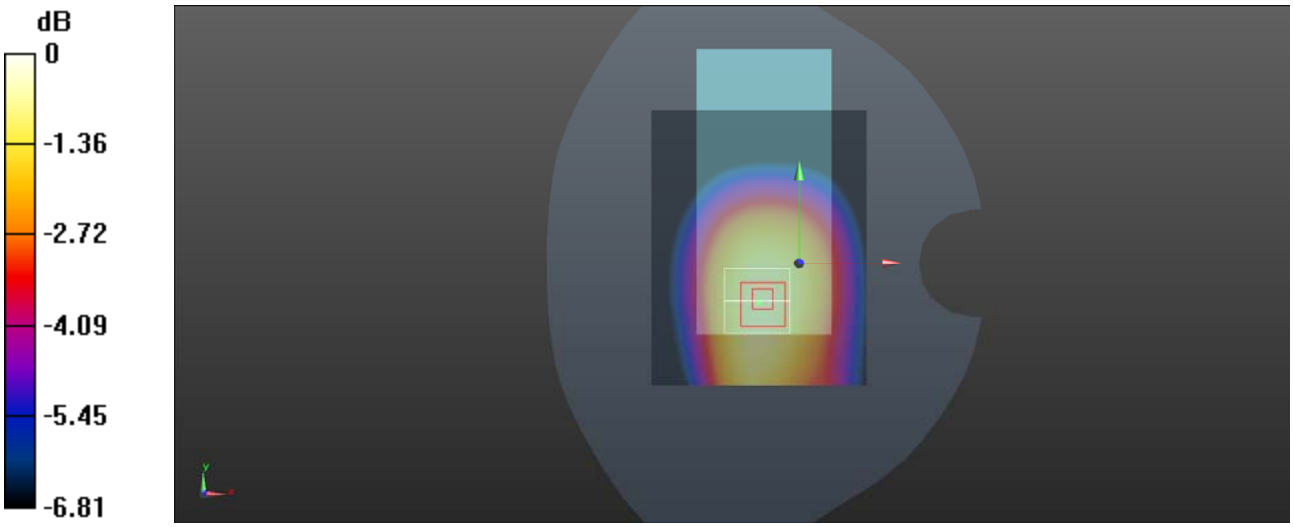


0 dB = 0.366 W/kg = -4.37 dBW/kg

**Plot 7#:**

**GSM 850 Body Left Mid**

**DUT: X620**

Communication System: UID 0, Generic GPRS-2 slots (0); Frequency: 836.6 MHz;Duty Cycle: 1:4
Medium: HBBL600-10000V6 Medium parameters used (interpolated): f = 836.6 MHz; $\sigma$ = 0.914 S/m; $\varepsilon_r$ = 42.638; $\rho$ = 1000 kg/m$^3$

DASY5 Configuration:
- Probe: EX3DV4 - SN7522; ConvF(9.39, 9.39, 9.39) @ 836.6 MHz; Calibrated: 2021/4/19
- Sensor-Surface: 4mm (Mechanical Surface Detection)
- Electronics: DAE4 Sn1354; Calibrated: 2021/9/1
- Phantom: Head model; Type: QD000P40CD; Serial: TP:1744
- Measurement SW: DASY52, Version 52.10 (4); SEMCAD X Version 14.6.14 (7501)

**Body Left/GSM 850 Mid/Area Scan (71x91x1):** Interpolated grid: dx=1.500 mm, dy=1.500 mm
Maximum value of SAR (interpolated) = 0.200 W/kg

**Body Left/GSM 850 Mid/Zoom Scan (5x5x7)/Cube 0:** Measurement grid: dx=8mm, dy=8mm, dz=5mm
Reference Value = 14.93 V/m; Power Drift = -0.02 dB
Peak SAR (extrapolated) = 0.250 W/kg
**SAR(1 g) = 0.189 W/kg; SAR(10 g) = 0.135 W/kg**
Maximum value of SAR (measured) = 0.201 W/kg

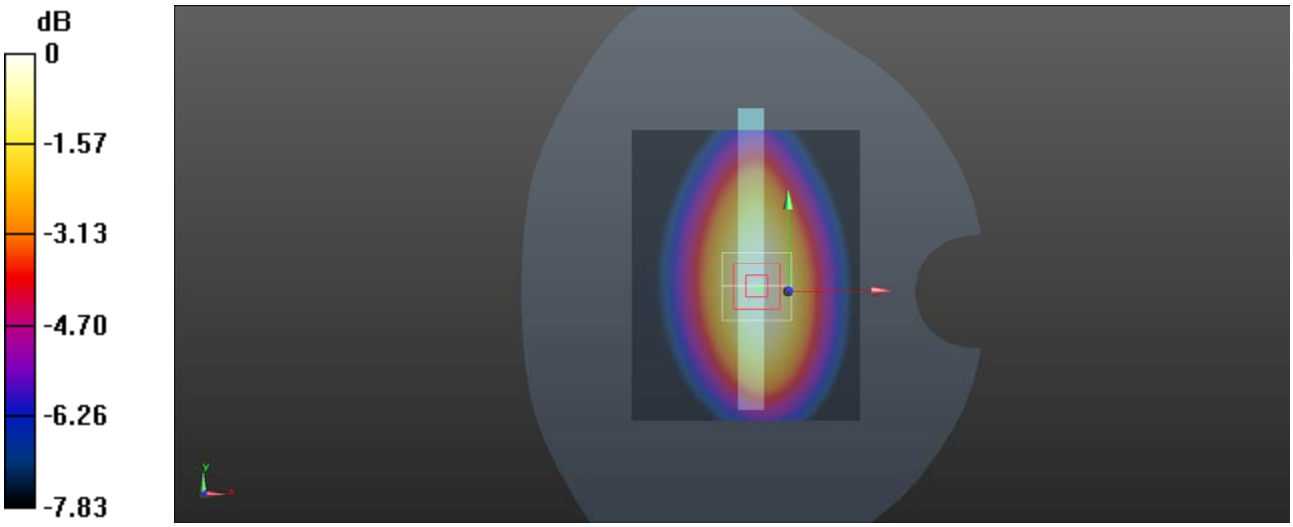


0 dB = 0.201 W/kg = -6.97 dBW/kg

**Plot 8#:**

**GSM 850 Body Right Mid**

**DUT: X620**

Communication System: UID 0, Generic GPRS-2 slots (0); Frequency: 836.6 MHz;Duty Cycle: 1:4
Medium: HBBL600-10000V6 Medium parameters used (interpolated): f = 836.6 MHz; σ = 0.914 S/m; $\varepsilon_r$ = 42.638; ρ = 1000 kg/m$^3$

DASY5 Configuration:
- Probe: EX3DV4 - SN7522; ConvF(9.39, 9.39, 9.39) @ 836.6 MHz; Calibrated: 2021/4/19
- Sensor-Surface: 4mm (Mechanical Surface Detection)
- Electronics: DAE4 Sn1354; Calibrated: 2021/9/1
- Phantom: Head model; Type: QD000P40CD; Serial: TP:1744
- Measurement SW: DASY52, Version 52.10 (4); SEMCAD X Version 14.6.14 (7501)

**Body Right/GSM 850 Mid/Area Scan (71x91x1):** Interpolated grid: dx=1.500 mm, dy=1.500 mm
Maximum value of SAR (interpolated) = 0.198 W/kg

**Body Right/GSM 850 Mid/Zoom Scan (5x5x7)/Cube 0:** Measurement grid: dx=8mm, dy=8mm, dz=5mm
Reference Value = 13.70 V/m; Power Drift = -0.02 dB
Peak SAR (extrapolated) = 0.249 W/kg
**SAR(1 g) = 0.188 W/kg; SAR(10 g) = 0.135 W/kg**)
Maximum value of SAR (measured) = 0.198 W/kg

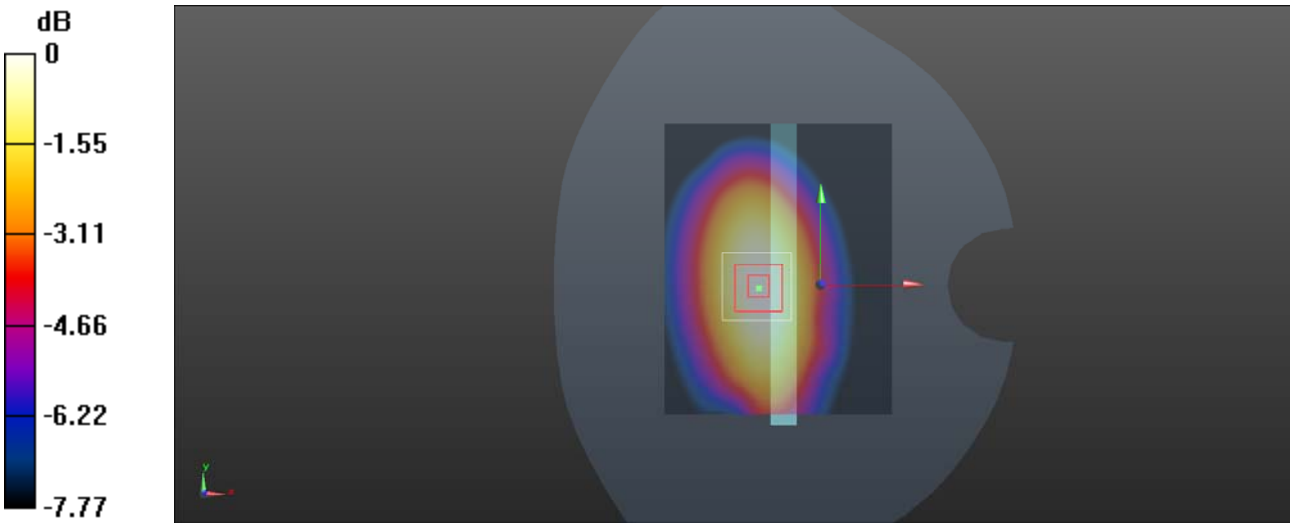


0 dB = 0.198 W/kg = -7.03 dBW/kg

**Plot 9#:**

**GSM 850 Body Bottom Mid**

**DUT: X620**

Communication System: UID 0, Generic GPRS-2 slots (0); Frequency: 836.6 MHz;Duty Cycle: 1:4
Medium: HBBL600-10000V6 Medium parameters used (interpolated): f = 836.6 MHz; $\sigma$ = 0.914 S/m; $\varepsilon_r$ = 42.638; $\rho$ = 1000 kg/m$^3$

DASY5 Configuration:
- Probe: EX3DV4 - SN7522; ConvF(9.39, 9.39, 9.39) @ 836.6 MHz; Calibrated: 2021/4/19
- Sensor-Surface: 4mm (Mechanical Surface Detection)
- Electronics: DAE4 Sn1354; Calibrated: 2021/9/1
- Phantom: Head model; Type: QD000P40CD; Serial: TP:1744
- Measurement SW: DASY52, Version 52.10 (4); SEMCAD X Version 14.6.14 (7501)

**Body Bottom/GSM 850 Mid/Area Scan (71x91x1):** Interpolated grid: dx=1.500 mm, dy=1.500 mm
Maximum value of SAR (interpolated) = 0.110 W/kg

**Body Bottom/GSM 850 Mid/Zoom Scan (5x5x7)/Cube 0:** Measurement grid: dx=8mm, dy=8mm, dz=5mm
Reference Value = 10.99 V/m; Power Drift = 0.10 dB
Peak SAR (extrapolated) = 0.186 W/kg
**SAR(1 g) = 0.100 W/kg; SAR(10 g) = 0.061 W/kg**
Maximum value of SAR (measured) = 0.108 W/kg

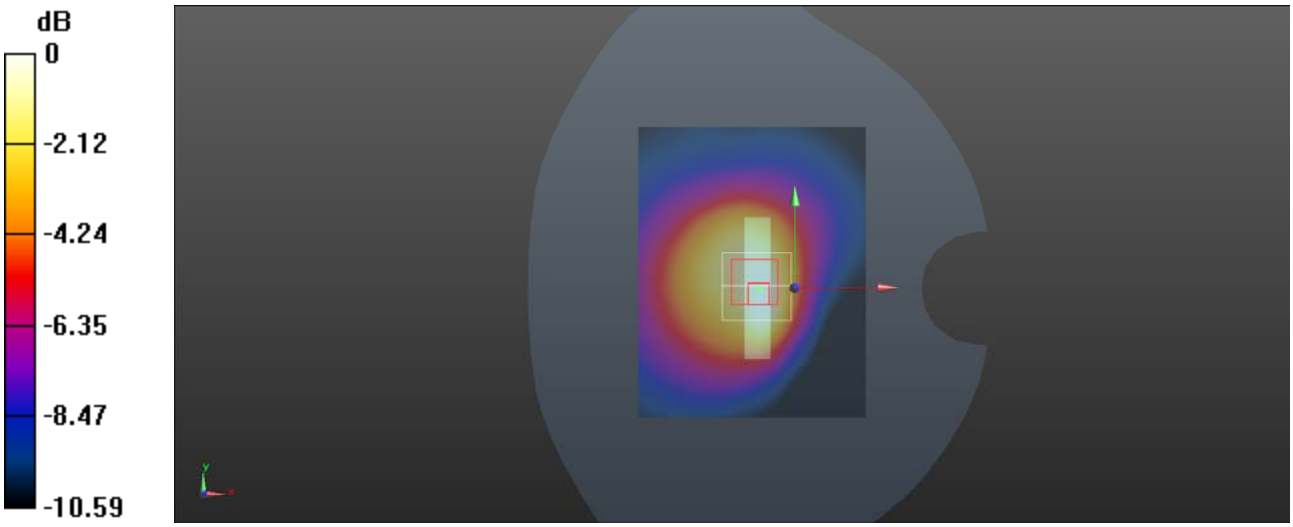


0 dB = 0.108 W/kg = -9.67 dBW/kg

**Plot 10#:**

**GSM 1900 Head Left Cheek Mid**

**DUT: X620**

Communication System: UID 0, Generic GSM (0); Frequency: 1880 MHz;Duty Cycle: 1:8
Medium: HBBL600-10000V6 Medium parameters used (interpolated): f = 1880 MHz; $\sigma$ = 1.423 S/m; $\varepsilon_r$ = 41.743; $\rho$ = 1000 kg/m$^3$

DASY5 Configuration:
- Probe: EX3DV4 - SN7522; ConvF(7.94, 7.94, 7.94) @ 1880 MHz; Calibrated: 2021/4/19
- Sensor-Surface: 4mm (Mechanical Surface Detection)
- Electronics: DAE4 Sn1354; Calibrated: 2021/9/1
- Phantom: Head model; Type: QD000P40CD; Serial: TP:1744
- Measurement SW: DASY52, Version 52.10 (4); SEMCAD X Version 14.6.14 (7501)

**Head Left Cheek/GSM 1900 Mid/Area Scan (71x91x1):** Interpolated grid: dx=1.500 mm, dy=1.500 mm
Maximum value of SAR (interpolated) = 0.133 W/kg

**Head Left Cheek/GSM 1900 Mid/Zoom Scan (5x5x7)/Cube 0:** Measurement grid: dx=8mm, dy=8mm, dz=5mm
Reference Value = 4.688 V/m; Power Drift = 0.03 dB
Peak SAR (extrapolated) = 0.127 W/kg
**SAR(1 g) = 0.101 W/kg; SAR(10 g) = 0.073 W/kg**
Maximum value of SAR (measured) = 0.107 W/kg




0 dB = 0.107 W/kg = -9.71 dBW/kg

**Plot 11#:**

**GSM 1900 Head Left Tilt Mid**

**DUT: X620**

Communication System: UID 0, Generic GSM (0); Frequency: 1880 MHz;Duty Cycle: 1:8
Medium: HBBL600-10000V6 Medium parameters used (interpolated): f = 1880 MHz; $\sigma$ = 1.423 S/m; $\varepsilon_r$ = 41.743; $\rho$ = 1000 kg/m$^3$

DASY5 Configuration:
- Probe: EX3DV4 - SN7522; ConvF(7.94, 7.94, 7.94) @ 1880 MHz; Calibrated: 2021/4/19
- Sensor-Surface: 4mm (Mechanical Surface Detection)
- Electronics: DAE4 Sn1354; Calibrated: 2021/9/1
- Phantom: Head model; Type: QD000P40CD; Serial: TP:1744
- Measurement SW: DASY52, Version 52.10 (4); SEMCAD X Version 14.6.14 (7501)

**Head Left Tilt/GSM 1900 Mid/Area Scan (71x91x1):** Interpolated grid: dx=1.500 mm, dy=1.500 mm
Maximum value of SAR (interpolated) = 0.0986 W/kg

**Head Left Tilt/GSM 1900 Mid/Zoom Scan (5x5x7)/Cube 0:** Measurement grid: dx=8mm, dy=8mm, dz=5mm
Reference Value = 6.702 V/m; Power Drift = 0.14 dB
Peak SAR (extrapolated) = 0.103 W/kg
**SAR(1 g) = 0.068 W/kg; SAR(10 g) = 0.048 W/kg**
Maximum value of SAR (measured) = 0.0712 W/kg




0 dB = 0.0712 W/kg = -11.48 dBW/kg

**Plot 2#:**

**GSM 1900 Head Right Cheek Mid**

**DUT: X620**

Communication System: UID 0, Generic GSM (0); Frequency: 1880 MHz;Duty Cycle: 1:8
Medium: HBBL600-10000V6 Medium parameters used (interpolated): f = 1880 MHz; $\sigma$ = 1.423 S/m; $\varepsilon_r$ = 41.743; $\rho$ = 1000 kg/m$^3$

DASY5 Configuration:
- Probe: EX3DV4 - SN7522; ConvF(7.94, 7.94, 7.94) @ 1880 MHz; Calibrated: 2021/4/19
- Sensor-Surface: 4mm (Mechanical Surface Detection)
- Electronics: DAE4 Sn1354; Calibrated: 2021/9/1
- Phantom: Head model; Type: QD000P40CD; Serial: TP:1744
- Measurement SW: DASY52, Version 52.10 (4); SEMCAD X Version 14.6.14 (7501)

**Head Right Cheek/GSM 1900 Mid/Area Scan (71x91x1):** Interpolated grid: dx=1.500 mm, dy=1.500 mm
Maximum value of SAR (interpolated) = 0.126 W/kg

**Head Right Cheek/GSM 1900 Mid/Zoom Scan (5x5x7)/Cube 0:** Measurement grid: dx=8mm, dy=8mm, dz=5mm
Reference Value = 3.872 V/m; Power Drift = 0.07 dB
Peak SAR (extrapolated) = 0.188 W/kg
**SAR(1 g) = 0.140 W/kg; SAR(10 g) = 0.097 W/kg**
Maximum value of SAR (measured) = 0.146 W/kg




0 dB = 0.146 W/kg = -8.36 dBW/kg

**Plot 13#:**

**GSM 1900 Head Right Tilt Mid**

**DUT: X620**

Communication System: UID 0, Generic GSM (0); Frequency: 1880 MHz;Duty Cycle: 1:8
Medium: HBBL600-10000V6 Medium parameters used (interpolated): f = 1880 MHz; $\sigma$ = 1.423 S/m; $\varepsilon_r$ = 41.743; $\rho$ = 1000 kg/m$^3$

DASY5 Configuration:
- Probe: EX3DV4 - SN7522; ConvF(7.94, 7.94, 7.94) @ 1880 MHz; Calibrated: 2021/4/19
- Sensor-Surface: 4mm (Mechanical Surface Detection)
- Electronics: DAE4 Sn1354; Calibrated: 2021/9/1
- Phantom: Head model; Type: QD000P40CD; Serial: TP:1744
- Measurement SW: DASY52, Version 52.10 (4); SEMCAD X Version 14.6.14 (7501)

**Head Right Tilt/GSM 1900 Mid/Area Scan (71x91x1):** Interpolated grid: dx=1.500 mm, dy=1.500 mm
Maximum value of SAR (interpolated) = 0.0674 W/kg

**Head Right Tilt/GSM 1900 Mid/Zoom Scan (5x5x7)/Cube 0:** Measurement grid: dx=8mm, dy=8mm, dz=5mm
Reference Value = 5.983 V/m; Power Drift = 0.14 dB
Peak SAR (extrapolated) = 0.0800 W/kg
**SAR(1 g) = 0.056 W/kg; SAR(10 g) = 0.038 W/kg**
Maximum value of SAR (measured) = 0.0617 W/kg

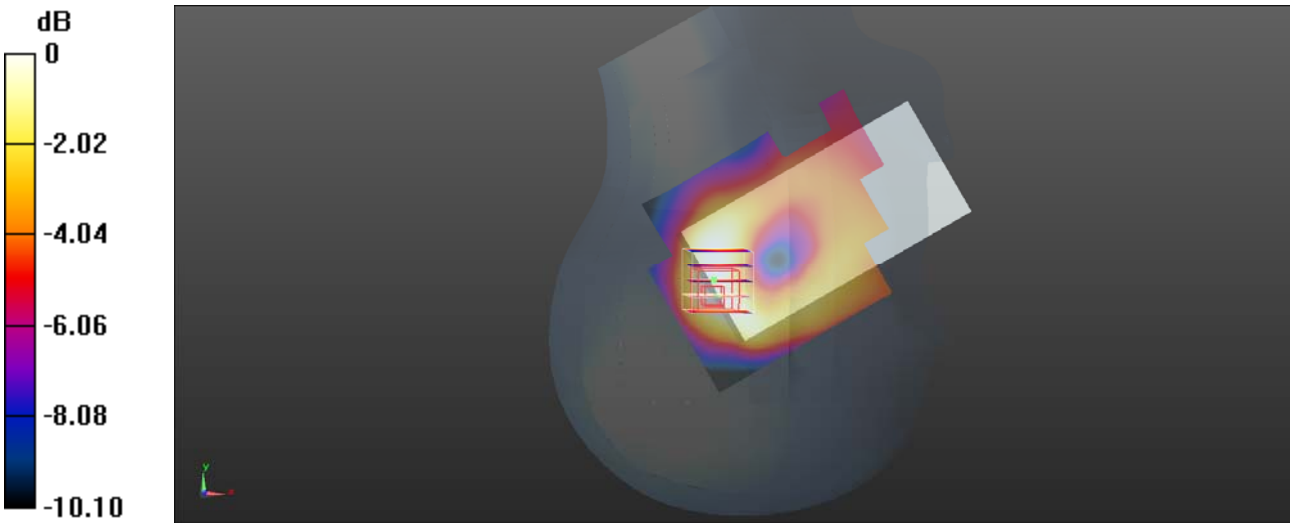


0 dB = 0.0617 W/kg = -12.10 dBW/kg

**Plot 14#:**

**GSM 1900 Body Worn Back Mid**

**DUT: x620**

Communication System: UID 0, Generic GSM (0); Frequency: 1880 MHz;Duty Cycle: 1:8
Medium: HBBL600-10000V6 Medium parameters used (interpolated): f = 1880 MHz; $\sigma$ = 1.423 S/m; $\varepsilon_r$ = 41.743; $\rho$ = 1000 kg/m$^3$

DASY5 Configuration:
- Probe: EX3DV4 - SN7522; ConvF(7.94, 7.94, 7.94) @ 1880 MHz; Calibrated: 2021/4/19
- Sensor-Surface: 4mm (Mechanical Surface Detection)
- Electronics: DAE4 Sn1354; Calibrated: 2021/9/1
- Phantom: Head model; Type: QD000P40CD; Serial: TP:1744
- Measurement SW: DASY52, Version 52.10 (4); SEMCAD X Version 14.6.14 (7501)

**Body Worn Back/GSM 1900 Mid/Area Scan (71x91x1):** Interpolated grid: dx=1.500 mm, dy=1.500 mm
Maximum value of SAR (interpolated) = 0.627 W/kg

**Body Worn Back/GSM 1900 Mid/Zoom Scan (5x5x7)/Cube 0:** Measurement grid: dx=8mm, dy=8mm, dz=5mm
Reference Value = 13.84 V/m; Power Drift = -0.09 dB
Peak SAR (extrapolated) = 0.905 W/kg
**SAR(1 g) = 0.568 W/kg; SAR(10 g) = 0.346 W/kg**
Maximum value of SAR (measured) = 0.625 W/kg

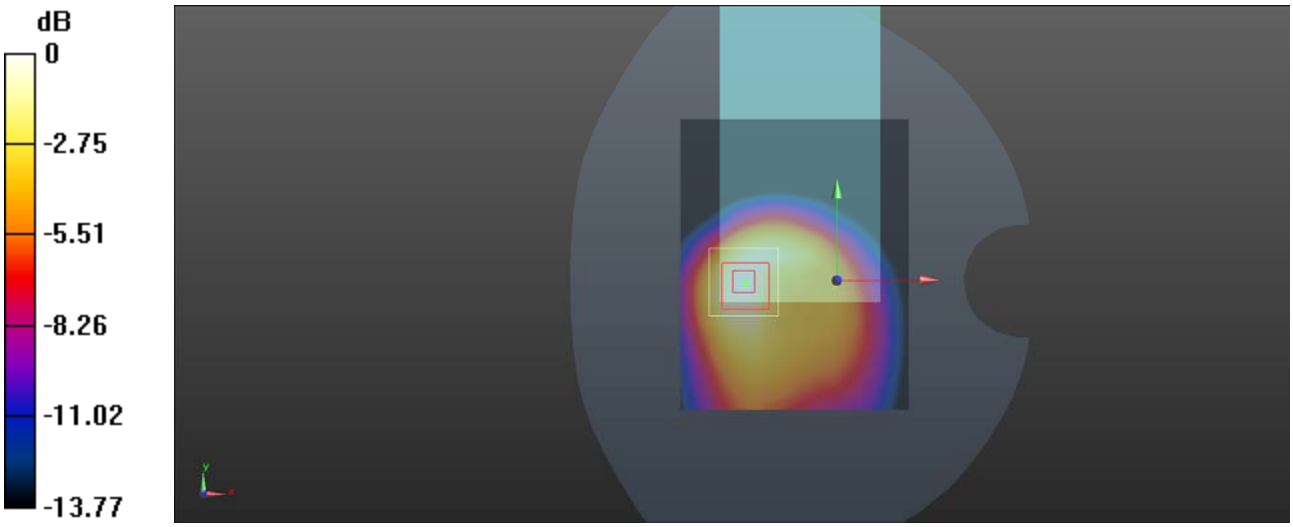


0 dB = 0.625 W/kg = -2.04 dBW/kg

**Plot 15#:**

**GSM 1900 Body Back Mid**

**DUT: x620**

Communication System: UID 0, Generic GPRS-3 slots (0); Frequency: 1880 MHz;Duty Cycle: 1:2.66
Medium: HBBL600-10000V6 Medium parameters used (interpolated): f = 1880 MHz; σ = 1.423 S/m; $\varepsilon_r$ = 41.743; ρ = 1000 kg/m$^3$

DASY5 Configuration:
- Probe: EX3DV4 - SN7522; ConvF(7.94, 7.94, 7.94) @ 1880 MHz; Calibrated: 2021/4/19
- Sensor-Surface: 4mm (Mechanical Surface Detection)
- Electronics: DAE4 Sn1354; Calibrated: 2021/9/1
- Phantom: Head model; Type: QD000P40CD; Serial: TP:1744
- Measurement SW: DASY52, Version 52.10 (4); SEMCAD X Version 14.6.14 (7501)

**Body Back/GSM 1900 Mid/Area Scan (71x91x1):** Interpolated grid: dx=1.500 mm, dy=1.500 mm
Maximum value of SAR (interpolated) = 0.550 W/kg

**Body Back/GSM 1900 Mid/Zoom Scan (5x5x7)/Cube 0:** Measurement grid: dx=8mm, dy=8mm, dz=5mm
Reference Value = 13.25 V/m; Power Drift = -0.12 dB
Peak SAR (extrapolated) = 0.783 W/kg
**SAR(1 g) = 0.504 W/kg; SAR(10 g) = 0.310 W/kg**
Maximum value of SAR (measured) = 0.553 W/kg

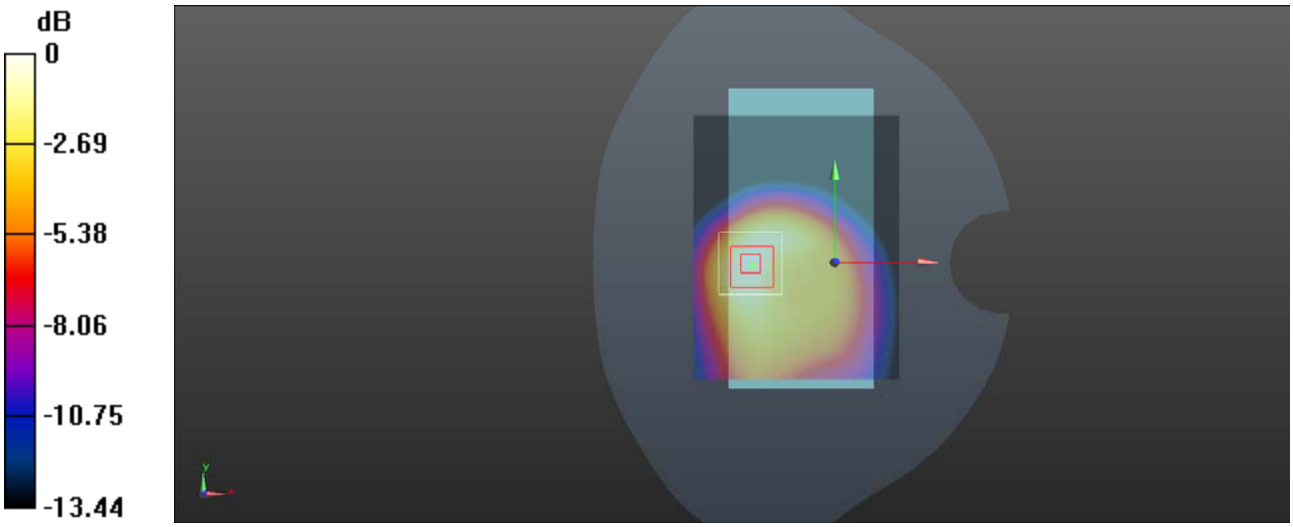


0 dB = 0.553 W/kg = -2.57 dBW/kg

**Plot 16#:**

**GSM 1900 Body Left Mid**

**DUT: X620**

Communication System: UID 0, Generic GPRS-3 slots (0); Frequency: 1880 MHz;Duty Cycle: 1:2.66
Medium: HBBL600-10000V6 Medium parameters used (interpolated): f = 1880 MHz; σ = 1.423 S/m; $\varepsilon_r$ = 41.743; ρ = 1000 kg/m$^3$

DASY5 Configuration:
- Probe: EX3DV4 - SN7522; ConvF(7.94, 7.94, 7.94) @ 1880 MHz; Calibrated: 2021/4/19
- Sensor-Surface: 4mm (Mechanical Surface Detection)
- Electronics: DAE4 Sn1354; Calibrated: 2021/9/1
- Phantom: Head model; Type: QD000P40CD; Serial: TP:1744
- Measurement SW: DASY52, Version 52.10 (4); SEMCAD X Version 14.6.14 (7501)

**Body Left/GSM 1900 Mid/Area Scan (71x91x1):** Interpolated grid: dx=1.500 mm, dy=1.500 mm
Maximum value of SAR (interpolated) = 0.216 W/kg

**Body Left/GSM 1900 Mid/Zoom Scan (5x5x7)/Cube 0:** Measurement grid: dx=8mm, dy=8mm, dz=5mm
Reference Value = 8.679 V/m; Power Drift = -0.06 dB
Peak SAR (extrapolated) = 0.299 W/kg
**SAR(1 g) = 0.198 W/kg; SAR(10 g) = 0.127 W/kg**
Maximum value of SAR (measured) = 0.216 W/kg

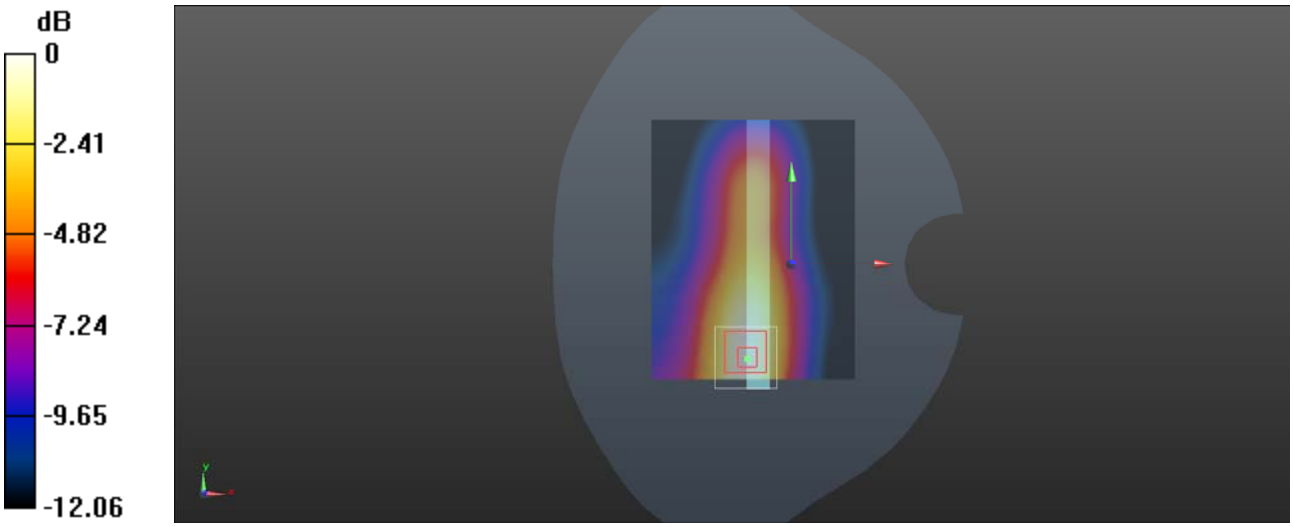


0 dB = 0.216 W/kg = -6.66 dBW/kg

**Plot 17#:**

**GSM 1900 Body Right Mid**

**DUT: X620**

Communication System: UID 0, Generic GPRS-3 slots (0); Frequency: 1880 MHz;Duty Cycle: 1:2.66
Medium: HBBL600-10000V6 Medium parameters used (interpolated): f = 1880 MHz; σ = 1.423 S/m; $\varepsilon_r$ = 41.743; ρ = 1000 kg/m$^3$

DASY5 Configuration:
- Probe: EX3DV4 - SN7522; ConvF(7.94, 7.94, 7.94) @ 1880 MHz; Calibrated: 2021/4/19
- Sensor-Surface: 4mm (Mechanical Surface Detection)
- Electronics: DAE4 Sn1354; Calibrated: 2021/9/1
- Phantom: Head model; Type: QD000P40CD; Serial: TP:1744
- Measurement SW: DASY52, Version 52.10 (4); SEMCAD X Version 14.6.14 (7501)

**Body Right/GSM 1900 Mid/Area Scan (71x91x1):** Interpolated grid: dx=1.500 mm, dy=1.500 mm
Maximum value of SAR (interpolated) = 0.111 W/kg

**Body Right/GSM 1900 Mid/Zoom Scan (5x5x7)/Cube 0:** Measurement grid: dx=8mm, dy=8mm, dz=5mm
Reference Value = 5.317 V/m; Power Drift = 0.13 dB
Peak SAR (extrapolated) = 0.142 W/kg
**SAR(1 g) = 0.100 W/kg; SAR(10 g) = 0.067 W/kg**
Maximum value of SAR (measured) = 0.108 W/kg

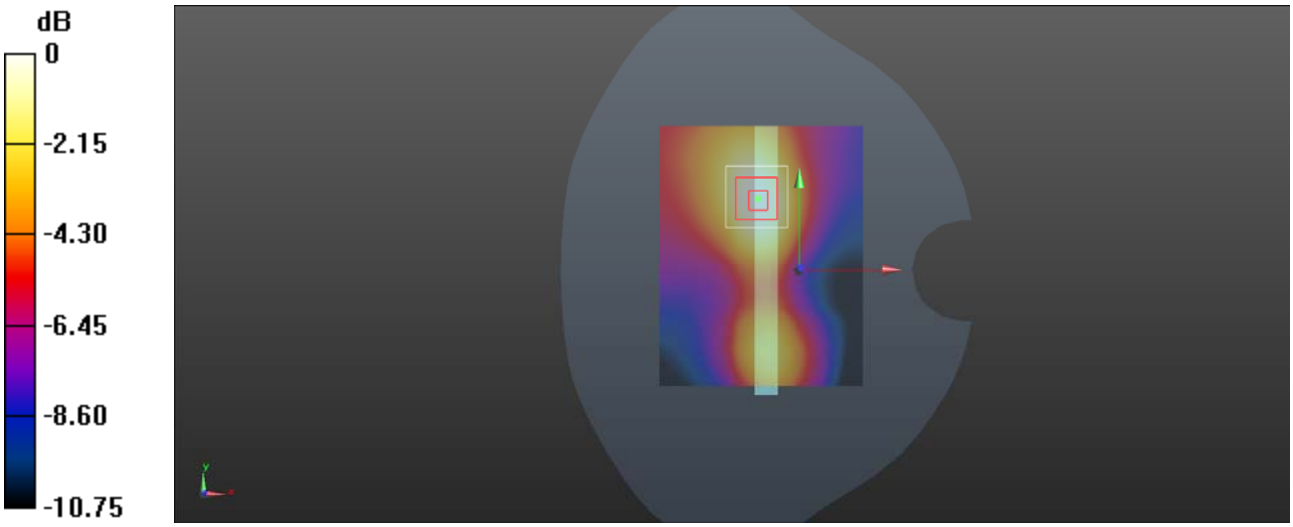


0 dB = 0.108 W/kg = -9.67 dBW/kg

**Plot 18#:**

**GSM 1900 Body Bottom Mid**

**DUT: X620**

Communication System: UID 0, Generic GPRS-3 slots (0); Frequency: 1880 MHz;Duty Cycle: 1:2.66
Medium: HBBL600-10000V6 Medium parameters used (interpolated): f = 1880 MHz; σ = 1.423 S/m; $\varepsilon_r$ = 41.743; ρ = 1000 kg/m$^3$

DASY5 Configuration:
- Probe: EX3DV4 - SN7522; ConvF(7.94, 7.94, 7.94) @ 1880 MHz; Calibrated: 2021/4/19
- Sensor-Surface: 4mm (Mechanical Surface Detection)
- Electronics: DAE4 Sn1354; Calibrated: 2021/9/1
- Phantom: Head model; Type: QD000P40CD; Serial: TP:1744
- Measurement SW: DASY52, Version 52.10 (4); SEMCAD X Version 14.6.14 (7501)

**Body Bottom/GSM 1900 Mid/Area Scan (71x91x1):** Interpolated grid: dx=1.500 mm, dy=1.500 mm
Maximum value of SAR (interpolated) = 0.566 W/kg

**Body Bottom/GSM 1900 Mid/Zoom Scan (5x5x7)/Cube 0:** Measurement grid: dx=8mm, dy=8mm, dz=5mm
Reference Value = 13.86 V/m; Power Drift = 0.08 dB
Peak SAR (extrapolated) = 0.840 W/kg
**SAR(1 g) = 0.504 W/kg; SAR(10 g) = 0.278 W/kg**
Maximum value of SAR (measured) = 0.554 W/kg

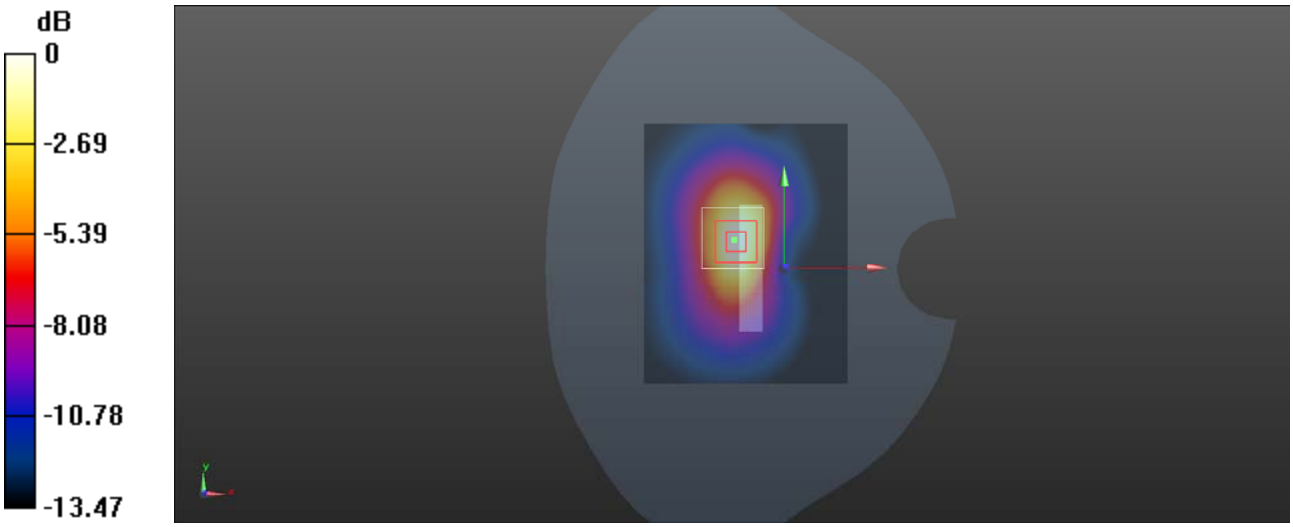


0 dB = 0.554 W/kg = -2.56 dBW/kg

**Plot 19#:**

**WCDMA Band 2 Head Left Cheek Mid**

**DUT: X620**

Communication System: UID 0, WCDMA (0); Frequency: 1880 MHz;Duty Cycle: 1:1
Medium: HBBL600-10000V6 Medium parameters used (interpolated): f = 1880 MHz; $\sigma$ = 1.423 S/m; $\varepsilon_r$ = 41.743; $\rho$ = 1000 kg/m$^3$

DASY5 Configuration:
- Probe: EX3DV4 - SN7522; ConvF(7.94, 7.94, 7.94) @ 1880 MHz; Calibrated: 2021/4/19
- Sensor-Surface: 4mm (Mechanical Surface Detection)
- Electronics: DAE4 Sn1354; Calibrated: 2021/9/1
- Phantom: Head model; Type: QD000P40CD; Serial: TP:1744
- Measurement SW: DASY52, Version 52.10 (4); SEMCAD X Version 14.6.14 (7501)

**Head Left Cheek/WCDMA Band 2 Mid/Area Scan (71x91x1):** Interpolated grid: dx=1.500 mm, dy=1.500 mm
Maximum value of SAR (interpolated) = 0.339 W/kg

**Head Left Cheek/WCDMA Band 2 Mid/Zoom Scan (5x5x7)/Cube 0:** Measurement grid: dx=8mm, dy=8mm, dz=5mm
Reference Value = 4.882 V/m; Power Drift = 0.11 dB
Peak SAR (extrapolated) = 0.336 W/kg
**SAR(1 g) = 0.246 W/kg; SAR(10 g) = 0.167 W/kg**
Maximum value of SAR (measured) = 0.268 W/kg




0 dB = 0.268 W/kg = -5.72 dBW/kg

**Plot 20#:**

**WCDMA Band 2 Head Left Tilt Mid**

**DUT: X620**

Communication System: UID 0, WCDMA (0); Frequency: 1880 MHz;Duty Cycle: 1:1
Medium: HBBL600-10000V6 Medium parameters used (interpolated): f = 1880 MHz; $\sigma$ = 1.423 S/m; $\varepsilon_r$ = 41.743; $\rho$ = 1000 kg/m$^3$

DASY5 Configuration:
- Probe: EX3DV4 - SN7522; ConvF(7.94, 7.94, 7.94) @ 1880 MHz; Calibrated: 2021/4/19
- Sensor-Surface: 4mm (Mechanical Surface Detection)
- Electronics: DAE4 Sn1354; Calibrated: 2021/9/1
- Phantom: Head model; Type: QD000P40CD; Serial: TP:1744
- Measurement SW: DASY52, Version 52.10 (4); SEMCAD X Version 14.6.14 (7501)

**Head Left Tilt/WCDMA Band 2 Mid/Area Scan (71x91x1):** Interpolated grid: dx=1.500 mm, dy=1.500 mm
Maximum value of SAR (interpolated) = 0.146 W/kg

**Head Left Tilt/WCDMA Band 2 Mid/Zoom Scan (5x5x7)/Cube 0:** Measurement grid: dx=8mm, dy=8mm, dz=5mm
Reference Value = 9.111 V/m; Power Drift = 0.08 dB
Peak SAR (extrapolated) = 0.158 W/kg
**SAR(1 g) = 0.103 W/kg; SAR(10 g) = 0.069 W/kg**
Maximum value of SAR (measured) = 0.112 W/kg

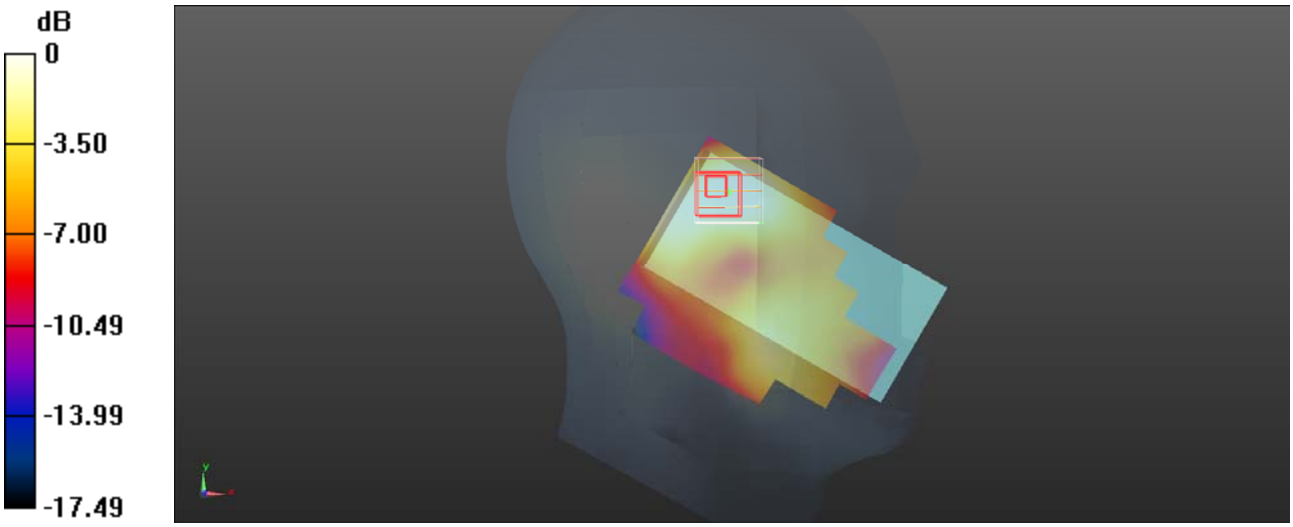


0 dB = 0.112 W/kg = -9.51 dBW/kg

**Plot 21#:**

**WCDMA Band 2 Head Right Cheek Mid**

**DUT: X620**

Communication System: UID 0, WCDMA (0); Frequency: 1880 MHz;Duty Cycle: 1:1
Medium: HBBL600-10000V6 Medium parameters used (interpolated): f = 1880 MHz; σ = 1.423 S/m; $\varepsilon_r$ = 41.743; ρ = 1000 kg/m$^3$

DASY5 Configuration:
- Probe: EX3DV4 - SN7522; ConvF(7.94, 7.94, 7.94) @ 1880 MHz; Calibrated: 2021/4/19
- Sensor-Surface: 4mm (Mechanical Surface Detection)
- Electronics: DAE4 Sn1354; Calibrated: 2021/9/1
- Phantom: Head model; Type: QD000P40CD; Serial: TP:1744
- Measurement SW: DASY52, Version 52.10 (4); SEMCAD X Version 14.6.14 (7501)

**Head Right Cheek/WCDMA Band 2 Mid/Area Scan (71x91x1):** Interpolated grid: dx=1.500 mm, dy=1.500 mm
Maximum value of SAR (interpolated) = 0.188 W/kg

**Head Right Cheek/WCDMA Band 2 Mid/Zoom Scan (5x5x7)/Cube 0:** Measurement grid: dx=8mm, dy=8mm, dz=5mm
Reference Value = 4.242 V/m; Power Drift = 0.11 dB
Peak SAR (extrapolated) = 0.276 W/kg
**SAR(1 g) = 0.197 W/kg; SAR(10 g) = 0.129 W/kg**
Maximum value of SAR (measured) = 0.206 W/kg




0 dB = 0.206 W/kg = -6.86 dBW/kg

**Plot 22#:**

**WCDMA Band 2 Head Right Tilt Mid**

**DUT: X620**

Communication System: UID 0, WCDMA (0); Frequency: 1880 MHz;Duty Cycle: 1:1
Medium: HBBL600-10000V6 Medium parameters used (interpolated): f = 1880 MHz; $\sigma$ = 1.423 S/m; $\varepsilon_r$ = 41.743; $\rho$ = 1000 kg/m$^3$

DASY5 Configuration:
- Probe: EX3DV4 - SN7522; ConvF(7.94, 7.94, 7.94) @ 1880 MHz; Calibrated: 2021/4/19
- Sensor-Surface: 4mm (Mechanical Surface Detection)
- Electronics: DAE4 Sn1354; Calibrated: 2021/9/1
- Phantom: Head model; Type: QD000P40CD; Serial: TP:1744
- Measurement SW: DASY52, Version 52.10 (4); SEMCAD X Version 14.6.14 (7501)

**Head Right Tilt/WCDMA Band 2 Mid/Area Scan (71x91x1):** Interpolated grid: dx=1.500 mm, dy=1.500 mm
Maximum value of SAR (interpolated) = 0.111 W/kg

**Head Right Tilt/WCDMA Band 2 Mid/Zoom Scan (5x5x7)/Cube 0:** Measurement grid: dx=8mm, dy=8mm, dz=5mm
Reference Value = 8.557 V/m; Power Drift = -0.10 dB
Peak SAR (extrapolated) = 0.252 W/kg
**SAR(1 g) = 0.110 W/kg; SAR(10 g) = 0.053 W/kg**
Maximum value of SAR (measured) = 0.0974 W/kg

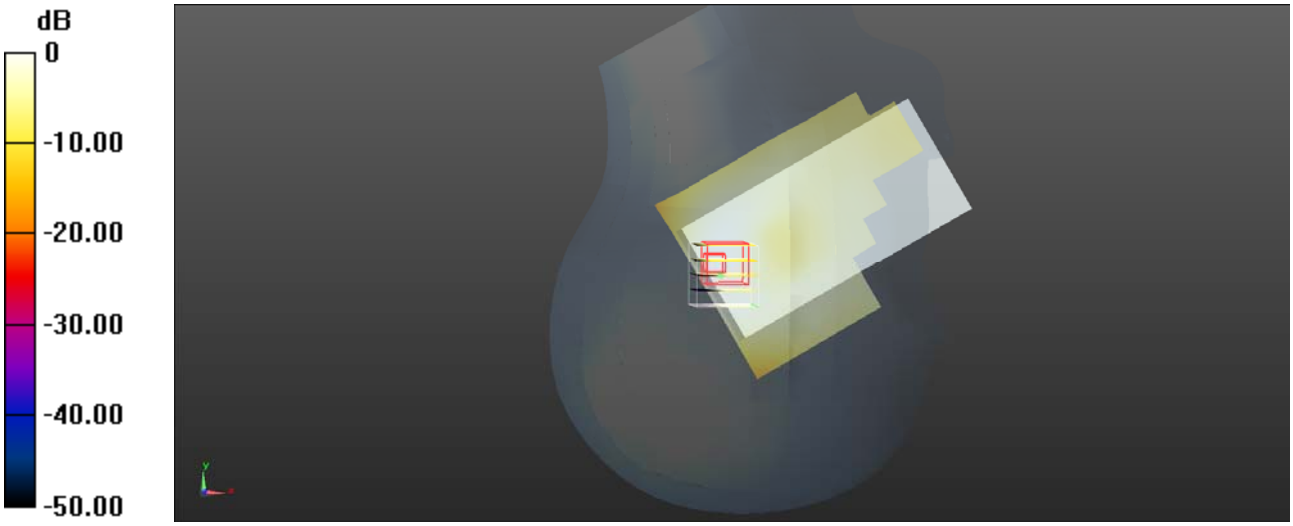


0 dB = 0.0974 W/kg = -10.11 dBW/kg

**Plot 23#:**

**WCDMA Band 2 Body Back Mid**

**DUT: X620**

Communication System: UID 0, WCDMA (0); Frequency: 1880 MHz;Duty Cycle: 1:1
Medium: HBBL600-10000V6 Medium parameters used (interpolated): f = 1880 MHz; σ = 1.423 S/m; $\varepsilon_r$ = 41.743; ρ = 1000 kg/m$^3$

DASY5 Configuration:
- Probe: EX3DV4 - SN7522; ConvF(7.94, 7.94, 7.94) @ 1880 MHz; Calibrated: 2021/4/19
- Sensor-Surface: 4mm (Mechanical Surface Detection)
- Electronics: DAE4 Sn1354; Calibrated: 2021/9/1
- Phantom: Head model; Type: QD000P40CD; Serial: TP:1744
- Measurement SW: DASY52, Version 52.10 (4); SEMCAD X Version 14.6.14 (7501)

**Body Back/WCDMA Band 2 Mid/Area Scan (71x91x1):** Interpolated grid: dx=1.500 mm, dy=1.500 mm
Maximum value of SAR (interpolated) = 0.794 W/kg

**Body Back/WCDMA Band 2 Mid/Zoom Scan (5x5x7)/Cube 0:** Measurement grid: dx=8mm, dy=8mm, dz=5mm
Reference Value = 20.57 V/m; Power Drift = -0.10 dB
Peak SAR (extrapolated) = 1.07 W/kg
**SAR(1 g) = 0.635 W/kg; SAR(10 g) = 0.446 W/kg**
Maximum value of SAR (measured) = 0.807 W/kg

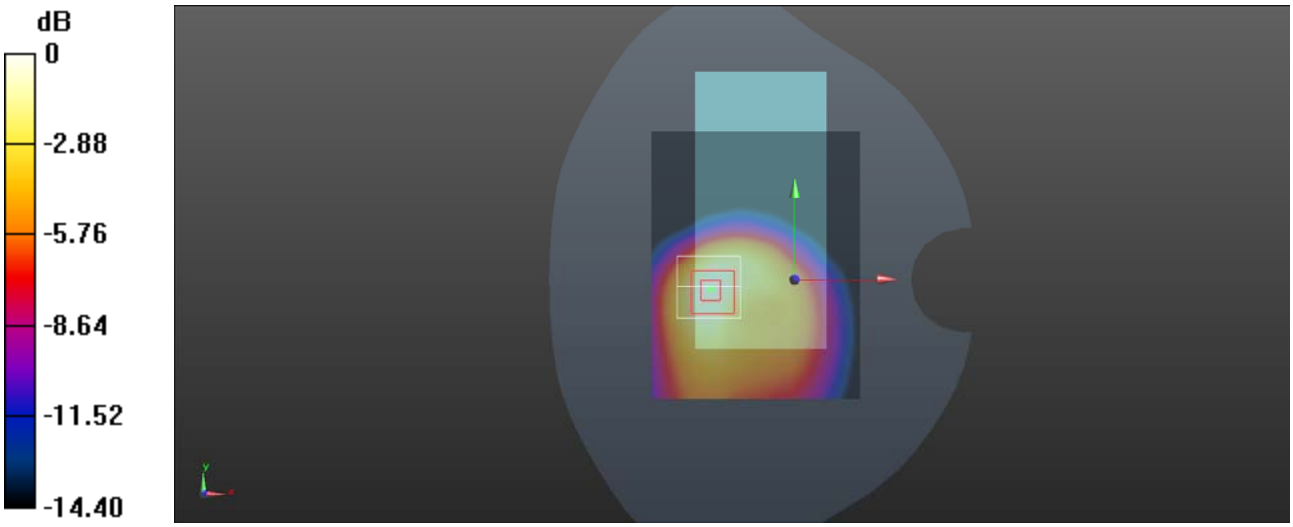


0 dB = 0.807 W/kg = -0.93 dBW/kg

**Plot 24#:**

**WCDMA Band 2 Body Left Mid**

**DUT: X620**

Communication System: UID 0, WCDMA (0); Frequency: 1880 MHz;Duty Cycle: 1:1
Medium: HBBL600-10000V6 Medium parameters used (interpolated): f = 1880 MHz; $\sigma$ = 1.423 S/m; $\varepsilon_r$ = 41.743; $\rho$ = 1000 kg/m$^3$

DASY5 Configuration:
- Probe: EX3DV4 - SN7522; ConvF(7.94, 7.94, 7.94) @ 1880 MHz; Calibrated: 2021/4/19
- Sensor-Surface: 4mm (Mechanical Surface Detection)
- Electronics: DAE4 Sn1354; Calibrated: 2021/9/1
- Phantom: Head model; Type: QD000P40CD; Serial: TP:1744
- Measurement SW: DASY52, Version 52.10 (4); SEMCAD X Version 14.6.14 (7501)

**Body Left/WCDMA Band 2 Mid/Area Scan (71x91x1):** Interpolated grid: dx=1.500 mm, dy=1.500 mm
Maximum value of SAR (interpolated) = 0.312 W/kg

**Body Left/WCDMA Band 2 Mid/Zoom Scan (5x5x7)/Cube 0:** Measurement grid: dx=8mm, dy=8mm, dz=5mm
Reference Value = 13.18 V/m; Power Drift = -0.01 dB
Peak SAR (extrapolated) = 0.403 W/kg
**SAR(1 g) = 0.275 W/kg; SAR(10 g) = 0.176 W/kg**
Maximum value of SAR (measured) = 0.298 W/kg

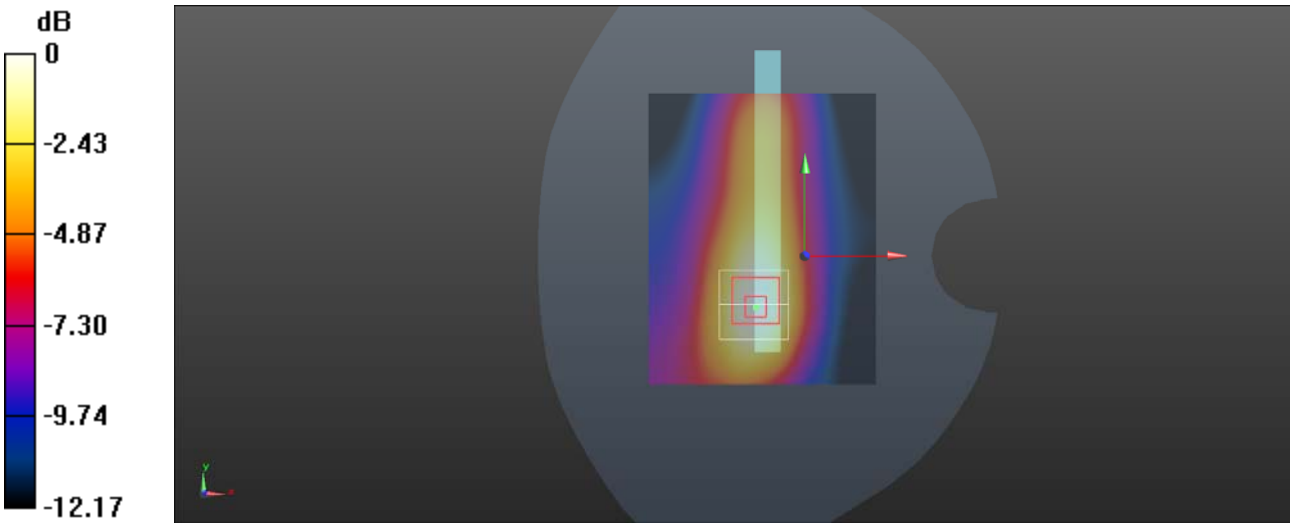


0 dB = 0.298 W/kg = -5.26 dBW/kg

**Plot 25#:**

**WCDMA Band 2 Body Right Mid**

**DUT: X620**

Communication System: UID 0, WCDMA (0); Frequency: 1880 MHz;Duty Cycle: 1:1
Medium: HBBL600-10000V6 Medium parameters used (interpolated): f = 1880 MHz; $\sigma$ = 1.423 S/m; $\varepsilon_r$ = 41.743; $\rho$ = 1000 kg/m$^3$

DASY5 Configuration:
- Probe: EX3DV4 - SN7522; ConvF(7.94, 7.94, 7.94) @ 1880 MHz; Calibrated: 2021/4/19
- Sensor-Surface: 4mm (Mechanical Surface Detection)
- Electronics: DAE4 Sn1354; Calibrated: 2021/9/1
- Phantom: Head model; Type: QD000P40CD; Serial: TP:1744
- Measurement SW: DASY52, Version 52.10 (4); SEMCAD X Version 14.6.14 (7501)

**Body Right/WCDMA Band 2 Mid/Area Scan (71x91x1):** Interpolated grid: dx=1.500 mm, dy=1.500 mm
Maximum value of SAR (interpolated) = 0.194 W/kg

**Body Right/WCDMA Band 2 Mid/Zoom Scan (5x5x7)/Cube 0:** Measurement grid: dx=8mm, dy=8mm, dz=5mm
Reference Value = 11.46 V/m; Power Drift = -0.07 dB
Peak SAR (extrapolated) = 0.252 W/kg
**SAR(1 g) = 0.177 W/kg; SAR(10 g) = 0.117 W/kg**
Maximum value of SAR (measured) = 0.191 W/kg

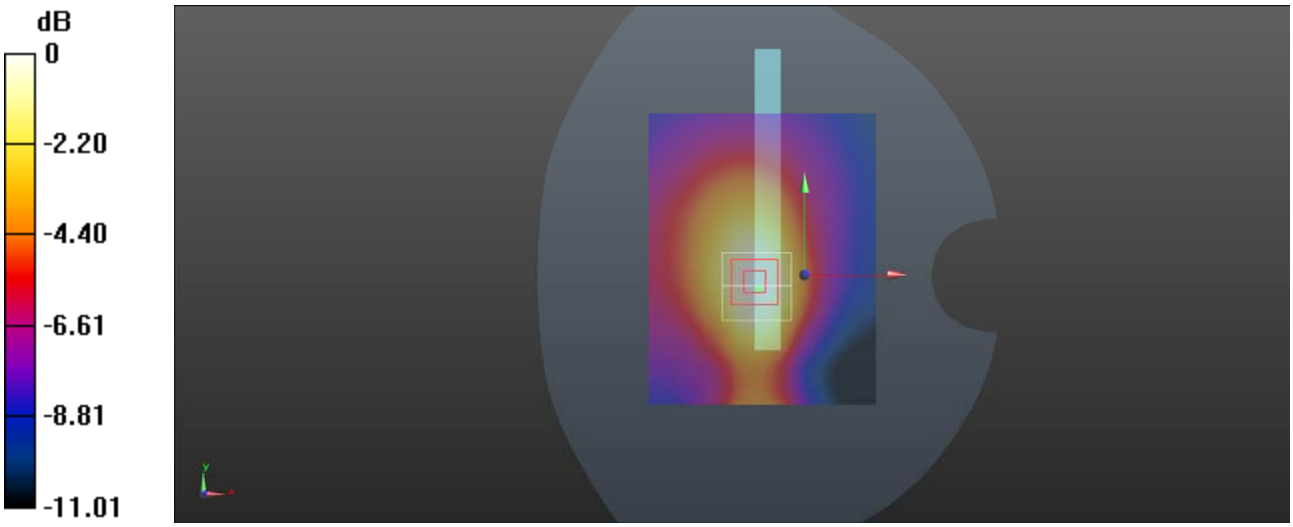


0 dB = 0.191 W/kg = -7.19 dBW/kg

**Plot 26#:**

**WCDMA Band 2 Body Bottom Mid**

**DUT: X620**

Communication System: UID 0, WCDMA (0); Frequency: 1880 MHz;Duty Cycle: 1:1
Medium: HBBL600-10000V6 Medium parameters used (interpolated): f = 1880 MHz; σ = 1.423 S/m; $\varepsilon_r$ = 41.743; ρ = 1000 kg/m$^3$

DASY5 Configuration:
- Probe: EX3DV4 - SN7522; ConvF(7.94, 7.94, 7.94) @ 1880 MHz; Calibrated: 2021/4/19
- Sensor-Surface: 4mm (Mechanical Surface Detection)
- Electronics: DAE4 Sn1354; Calibrated: 2021/9/1
- Phantom: Head model; Type: QD000P40CD; Serial: TP:1744
- Measurement SW: DASY52, Version 52.10 (4); SEMCAD X Version 14.6.14 (7501)

**Body Bottom/WCDMA Band 2 Mid/Area Scan (71x91x1):** Interpolated grid: dx=1.500 mm, dy=1.500 mm
Maximum value of SAR (interpolated) = 0.801 W/kg

**Body Bottom/WCDMA Band 2 Mid/Zoom Scan (5x5x7)/Cube 0:** Measurement grid: dx=8mm, dy=8mm, dz=5mm
Reference Value = 25.56 V/m; Power Drift = -0.19 dB
Peak SAR (extrapolated) = 0.939 W/kg
**SAR(1 g) = 0.616 W/kg; SAR(10 g) = 0.441 W/kg**
Maximum value of SAR (measured) = 0.783 W/kg

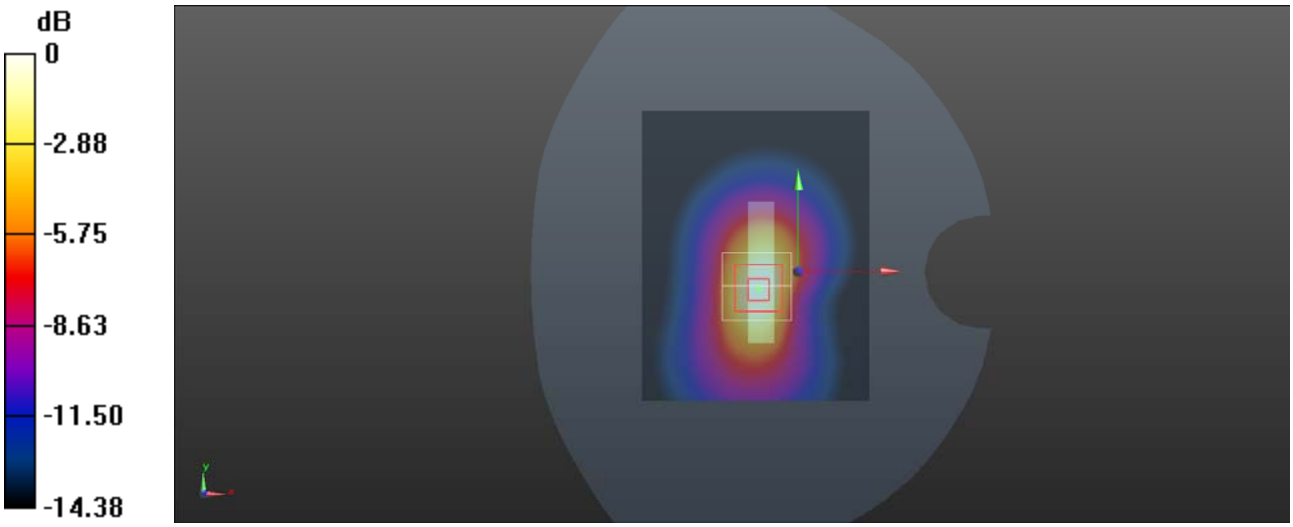


0 dB = 0.783 W/kg = -1.06 dBW/kg

**Plot 27#:**

**WCDMA Band 4 Head Left Cheek Mid**

**DUT: X620**

Communication System: UID 0, Generic WCDMA (0); Frequency: 1732.6 MHz;Duty Cycle: 1:1
Medium: HBBL600-10000V6 Medium parameters used (interpolated): f = 1732.6 MHz; σ = 1.378 S/m; $\varepsilon_r$ = 39.034; ρ = 1000 kg/m$^3$

DASY5 Configuration:
- Probe: EX3DV4 - SN7522; ConvF(8.16, 8.16, 8.16) @ 1732.6 MHz; Calibrated: 2021/4/19
- Sensor-Surface: 4mm (Mechanical Surface Detection)
- Electronics: DAE4 Sn1354; Calibrated: 2021/9/1
- Phantom: Head model; Type: QD000P40CD; Serial: TP:1744
- Measurement SW: DASY52, Version 52.10 (4); SEMCAD X Version 14.6.14 (7501)

**Head Left Cheek/ WCDMA Band 4 Mid/Area Scan (71x91x1):** Interpolated grid: dx=1.500 mm, dy=1.500 mm
Maximum value of SAR (interpolated) = 0.197 W/kg

**Head Left Cheek/ WCDMA Band 4 Mid/Zoom Scan (5x5x7)/Cube 0:** Measurement grid: dx=8mm, dy=8mm, dz=5mm
Reference Value = 5.349 V/m; Power Drift = 0.06 dB
Peak SAR (extrapolated) = 0.193 W/kg
**SAR(1 g) = 0.163 W/kg; SAR(10 g) = 0.128 W/kg**
Maximum value of SAR (measured) = 0.199 W/kg




0 dB = 0.199 W/kg = -7.01 dBW/kg

**Plot 28#:**

**WCDMA Band 4 Head Left Tilt Mid**

**DUT: X620**

Communication System: UID 0, Generic WCDMA (0); Frequency: 1732.6 MHz;Duty Cycle: 1:1
Medium: HBBL600-10000V6 Medium parameters used (interpolated): f = 1732.6 MHz; σ = 1.378 S/m; $\varepsilon_r$ = 39.034; ρ = 1000 kg/m$^3$

DASY5 Configuration:
- Probe: EX3DV4 - SN7522; ConvF(8.16, 8.16, 8.16) @ 1732.6 MHz; Calibrated: 2021/4/19
- Sensor-Surface: 4mm (Mechanical Surface Detection)
- Electronics: DAE4 Sn1354; Calibrated: 2021/9/1
- Phantom: Head model; Type: QD000P40CD; Serial: TP:1744
- Measurement SW: DASY52, Version 52.10 (4); SEMCAD X Version 14.6.14 (7501)

**Head Left Tilt/ WCDMA Band 4 Mid/Area Scan (71x91x1):** Interpolated grid: dx=1.500 mm, dy=1.500 mm
Maximum value of SAR (interpolated) = 0.110 W/kg

**Head Left Tilt/ WCDMA Band 4 Mid/Zoom Scan (5x5x7)/Cube 0:** Measurement grid: dx=8mm, dy=8mm, dz=5mm
Reference Value = 7.754 V/m; Power Drift = 0.16 dB
Peak SAR (extrapolated) = 0.0960 W/kg
**SAR(1 g) = 0.082 W/kg; SAR(10 g) = 0.066 W/kg**
Maximum value of SAR (measured) = 0.122 W/kg

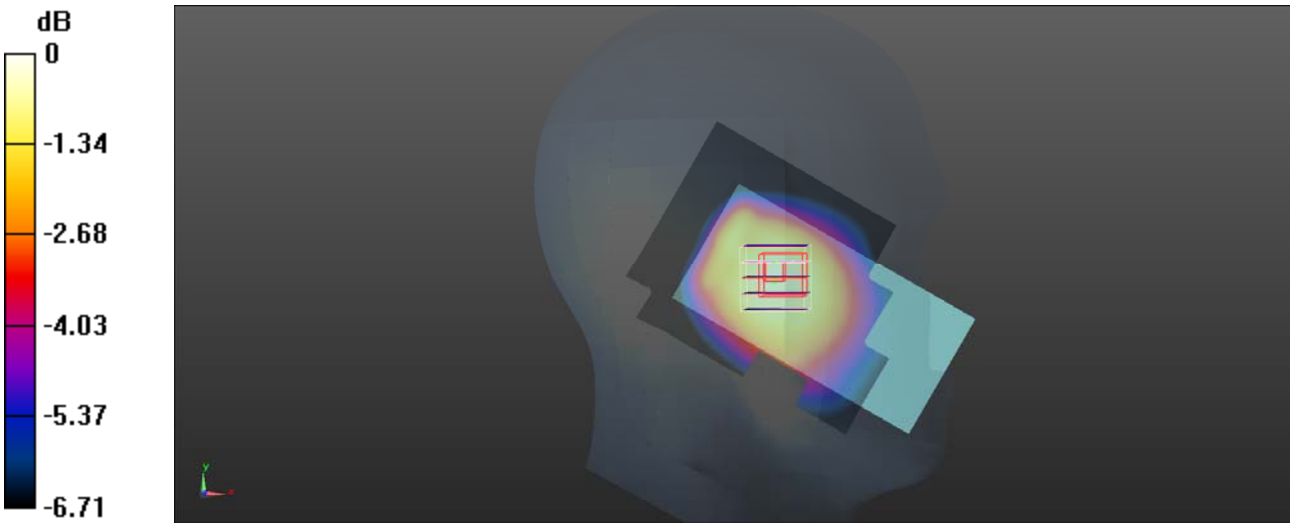


0 dB = 0.122 W/kg = -9.14 dBW/kg

**Plot 29#:**

**WCDMA Band 4 Head Right Cheek Mid**

**DUT: X620**

Communication System: UID 0, Generic WCDMA (0); Frequency: 1732.6 MHz;Duty Cycle: 1:1
Medium: HBBL600-10000V6 Medium parameters used (interpolated): f = 1732.6 MHz; σ = 1.378 S/m; $\varepsilon_r$ = 39.034; ρ = 1000 kg/m$^3$

DASY5 Configuration:
- Probe: EX3DV4 - SN7522; ConvF(8.16, 8.16, 8.16) @ 1732.6 MHz; Calibrated: 2021/4/19
- Sensor-Surface: 4mm (Mechanical Surface Detection)
- Electronics: DAE4 Sn1354; Calibrated: 2021/9/1
- Phantom: Head model; Type: QD000P40CD; Serial: TP:1744
- Measurement SW: DASY52, Version 52.10 (4); SEMCAD X Version 14.6.14 (7501)

**Head Right Cheek/ WCDMA Band 4 Mid/Area Scan (71x91x1):** Interpolated grid: dx=1.500 mm, dy=1.500 mm
Maximum value of SAR (interpolated) = 0.239 W/kg

**Head Right Cheek/ WCDMA Band 4 Mid/Zoom Scan (5x5x7)/Cube 0:** Measurement grid: dx=8mm, dy=8mm, dz=5mm
Reference Value = 3.553 V/m; Power Drift = 0.05 dB
Peak SAR (extrapolated) = 0.328 W/kg
**SAR(1 g) = 0.248 W/kg; SAR(10 g) = 0.187 W/kg**
Maximum value of SAR (measured) = 0.269 W/kg

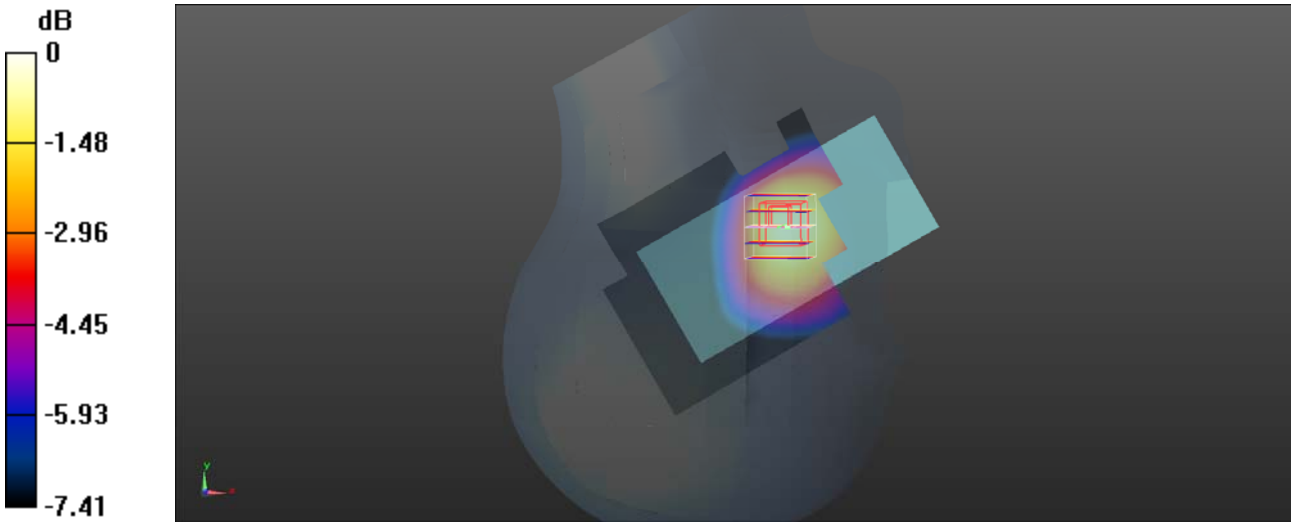


0 dB = 0.269 W/kg = -5.70 dBW/kg

**Plot 30#:**

**WCDMA Band 4 Head Right Tilt Mid**

**DUT: X620**

Communication System: UID 0, Generic WCDMA (0); Frequency: 1732.6 MHz;Duty Cycle: 1:1
Medium: HBBL600-10000V6 Medium parameters used (interpolated): f = 1732.6 MHz; σ = 1.378 S/m; $\varepsilon_r$ = 39.034; ρ = 1000 kg/m$^3$

DASY5 Configuration:
- Probe: EX3DV4 - SN7522; ConvF(8.16, 8.16, 8.16) @ 1732.6 MHz; Calibrated: 2021/4/19
- Sensor-Surface: 4mm (Mechanical Surface Detection)
- Electronics: DAE4 Sn1354; Calibrated: 2021/9/1
- Phantom: Head model; Type: QD000P40CD; Serial: TP:1744
- Measurement SW: DASY52, Version 52.10 (4); SEMCAD X Version 14.6.14 (7501)

**Head Right Tilt/ WCDMA Band 4 Mid/Area Scan (71x91x1):** Interpolated grid: dx=1.500 mm, dy=1.500 mm
Maximum value of SAR (interpolated) = 0.0994 W/kg

**Head Right Tilt/ WCDMA Band 4 Mid/Zoom Scan (5x5x7)/Cube 0:** Measurement grid: dx=8mm, dy=8mm, dz=5mm
Reference Value = 7.040 V/m; Power Drift = 0.10 dB
Peak SAR (extrapolated) = 0.112 W/kg
**SAR(1 g) = 0.097 W/kg; SAR(10 g) = 0.079 W/kg**
Maximum value of SAR (measured) = 0.131 W/kg

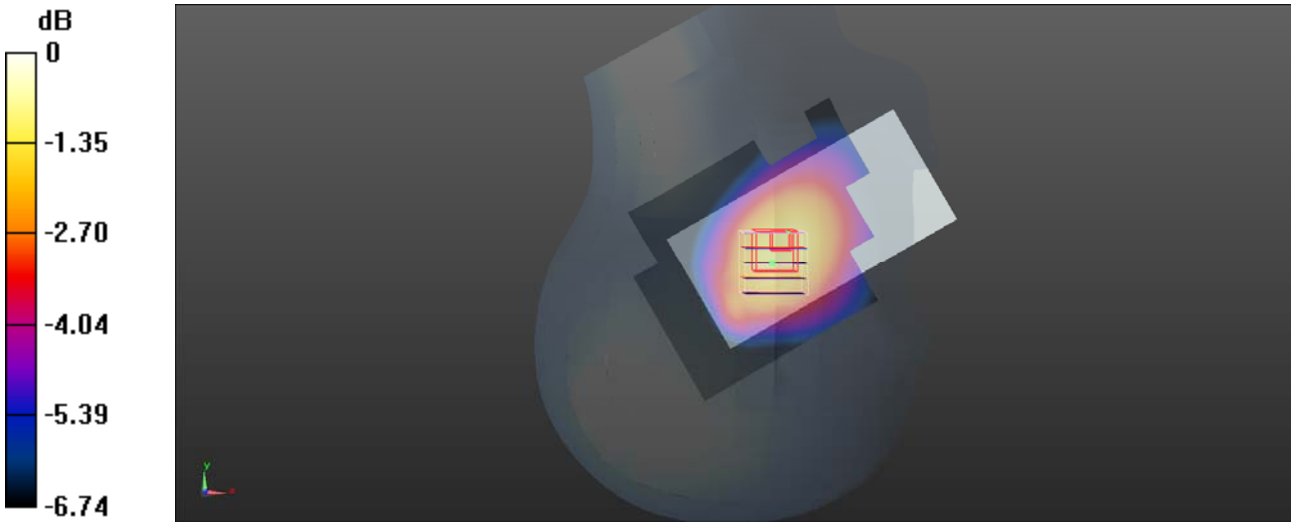


0 dB = 0.131 W/kg = -8.83 dBW/kg

**Plot 31#:**

**WCDMA Band 4 Body Back Mid**

**DUT: X620**

Communication System: UID 0, WCDMA (0); Frequency: 1732.6 MHz;Duty Cycle: 1:1
Medium: HBBL600-10000V6 Medium parameters used (interpolated): f = 1732.6 MHz; σ = 1.378 S/m; $\varepsilon_r$ = 39.034; ρ = 1000 kg/m$^3$

DASY5 Configuration:
- Probe: EX3DV4 - SN7522; ConvF(8.16, 8.16, 8.16) @ 1732.6 MHz; Calibrated: 2021/4/19
- Sensor-Surface: 4mm (Mechanical Surface Detection)
- Electronics: DAE4 Sn1354; Calibrated: 2021/9/1
- Phantom: Head model; Type: QD000P40CD; Serial: TP:1744
- Measurement SW: DASY52, Version 52.10 (4); SEMCAD X Version 14.6.14 (7501)

**Body Worn Back/WCDMA Band 4 Mid/Area Scan (71x91x1):** Interpolated grid: dx=1.500 mm, dy=1.500 mm
Maximum value of SAR (interpolated) = 0.852 W/kg

**Body Worn Back/WCDMA Band 4 Mid/Zoom Scan (5x5x7)/Cube 0:** Measurement grid: dx=8mm, dy=8mm, dz=5mm
Reference Value = 17.64 V/m; Power Drift = -0.18 dB
Peak SAR (extrapolated) = 0.938 W/kg
**SAR(1 g) = 0.697 W/kg; SAR(10 g) = 0.486 W/kg**
Maximum value of SAR (measured) = 0.825 W/kg

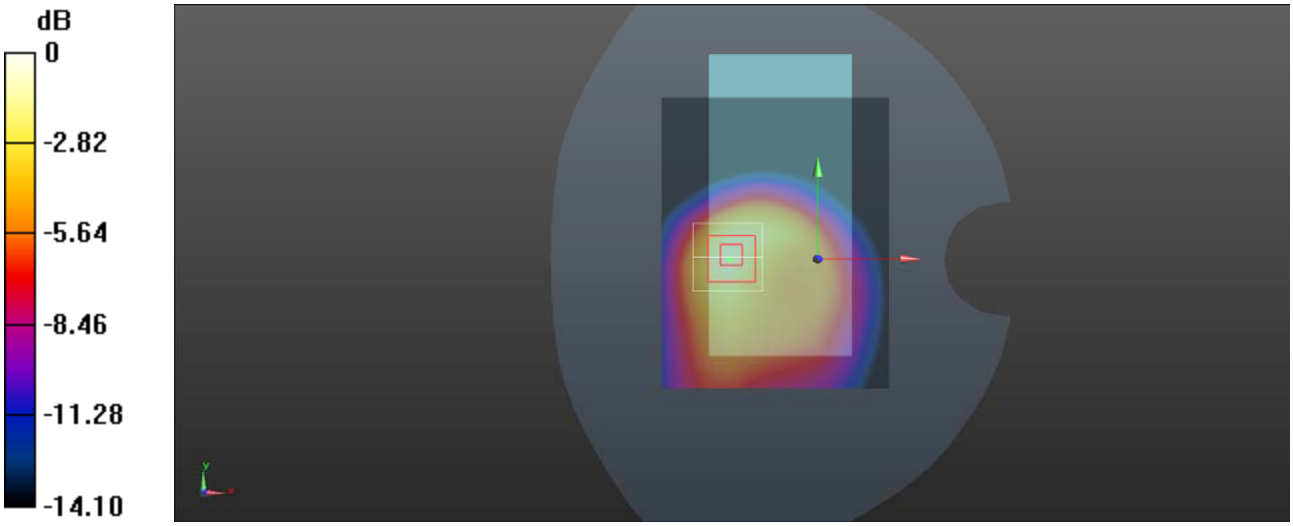


0 dB = 8.25 W/kg = -0.84 dBW/kg

**Plot 32#:**

**WCDMA Band 4 Body Left Mid**

**DUT: X620**

Communication System: UID 0, WCDMA (0); Frequency: 1732.6 MHz;Duty Cycle: 1:1
Medium: HBBL600-10000V6 Medium parameters used (interpolated): f = 1732.6 MHz; σ = 1.378 S/m; $\varepsilon_r$ = 39.034; ρ = 1000 kg/m$^3$

DASY5 Configuration:
- Probe: EX3DV4 - SN7522; ConvF(8.16, 8.16, 8.16) @ 1732.6 MHz; Calibrated: 2021/4/19
- Sensor-Surface: 4mm (Mechanical Surface Detection)
- Electronics: DAE4 Sn1354; Calibrated: 2021/9/1
- Phantom: Head model; Type: QD000P40CD; Serial: TP:1744
- Measurement SW: DASY52, Version 52.10 (4); SEMCAD X Version 14.6.14 (7501)

**Body Left/WCDMA Band 4 Mid/Area Scan (71x91x1):** Interpolated grid: dx=1.500 mm, dy=1.500 mm
Maximum value of SAR (interpolated) = 0.362 W/kg

**Body Left/WCDMA Band 4 Mid/Zoom Scan (5x5x7)/Cube 0:** Measurement grid: dx=8mm, dy=8mm, dz=5mm
Reference Value = 14.05 V/m; Power Drift = -0.11 dB
Peak SAR (extrapolated) = 0.465 W/kg
**SAR(1 g) = 0.287 W/kg; SAR(10 g) = 0.192 W/kg**
Maximum value of SAR (measured) = 0.346 W/kg

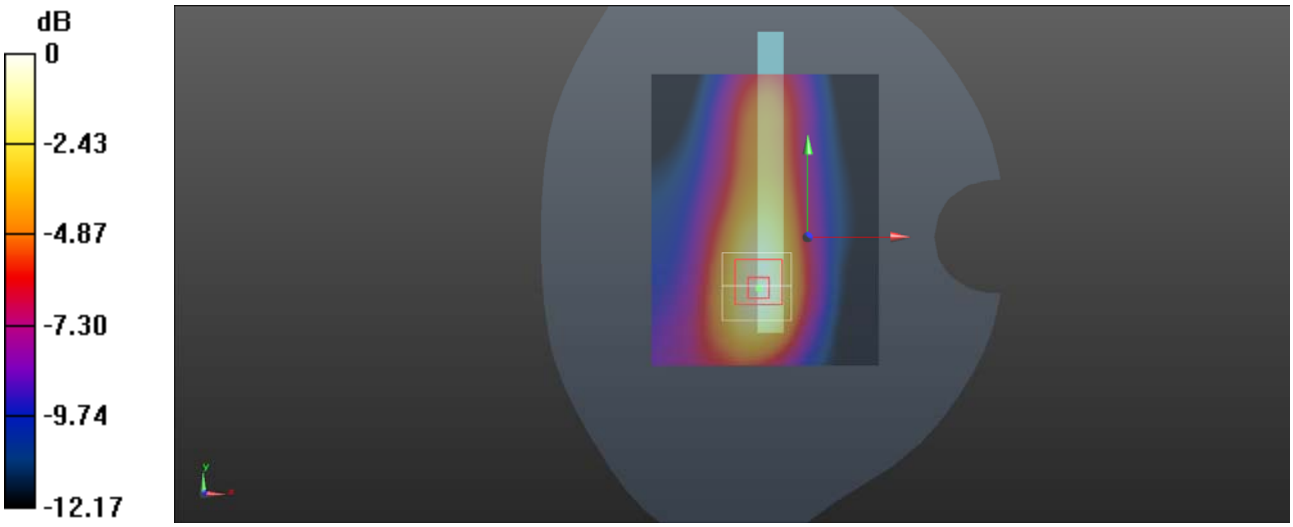


0 dB = 0.346 W/kg = -4.61 dBW/kg

**Plot 33#:**

**WCDMA Band 4 Body Right Mid**

**DUT: X620**

Communication System: UID 0, WCDMA (0); Frequency: 1732.6 MHz;Duty Cycle: 1:1
Medium: HBBL600-10000V6 Medium parameters used (interpolated): f = 1732.6 MHz; σ = 1.378 S/m; $\varepsilon_r$ = 39.034; ρ = 1000 kg/m$^3$

DASY5 Configuration:
- Probe: EX3DV4 - SN7522; ConvF(8.16, 8.16, 8.16) @ 1732.6 MHz; Calibrated: 2021/4/19
- Sensor-Surface: 4mm (Mechanical Surface Detection)
- Electronics: DAE4 Sn1354; Calibrated: 2021/9/1
- Phantom: Head model; Type: QD000P40CD; Serial: TP:1744
- Measurement SW: DASY52, Version 52.10 (4); SEMCAD X Version 14.6.14 (7501)

**Body Right/WCDMA Band 4 Mid/Area Scan (71x91x1):** Interpolated grid: dx=1.500 mm, dy=1.500 mm
Maximum value of SAR (interpolated) = 0.284 W/kg

**Body Right/WCDMA Band 4 Mid/Zoom Scan (5x5x7)/Cube 0:** Measurement grid: dx=8mm, dy=8mm, dz=5mm
Reference Value = 13.14 V/m; Power Drift = -0.07 dB
Peak SAR (extrapolated) = 0.252 W/kg
**SAR(1 g) = 0.182 W/kg; SAR(10 g) = 0.121 W/kg**
Maximum value of SAR (measured) = 0.265 W/kg

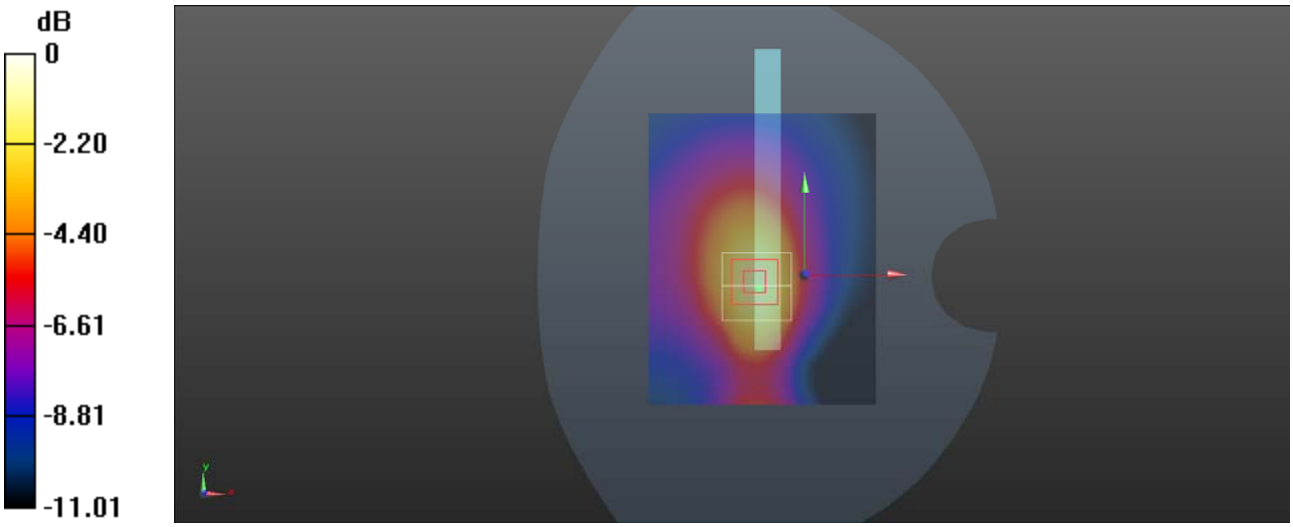


0 dB = 0.265 W/kg = -5.77 dBW/kg

**Plot 34#:**

**WCDMA Band 4 Body Bottom Mid**

**DUT: X620**

Communication System: UID 0, WCDMA (0); Frequency: 1732.6 MHz;Duty Cycle: 1:1
Medium: HBBL600-10000V6 Medium parameters used (interpolated): f = 1732.6 MHz; σ = 1.378 S/m; $\varepsilon_r$ = 39.034; ρ = 1000 kg/m$^3$

DASY5 Configuration:
- Probe: EX3DV4 - SN7522; ConvF(8.16, 8.16, 8.16) @ 1732.6 MHz; Calibrated: 2021/4/19
- Sensor-Surface: 4mm (Mechanical Surface Detection)
- Electronics: DAE4 Sn1354; Calibrated: 2021/9/1
- Phantom: Head model; Type: QD000P40CD; Serial: TP:1744
- Measurement SW: DASY52, Version 52.10 (4); SEMCAD X Version 14.6.14 (7501)

**Body Bottom/WCDMA Band 4 Mid/Area Scan (71x91x1):** Interpolated grid: dx=1.500 mm, dy=1.500 mm
Maximum value of SAR (interpolated) = 0.821 W/kg

**Body Bottom/WCDMA Band 4 Mid/Zoom Scan (5x5x7)/Cube 0:** Measurement grid: dx=8mm, dy=8mm, dz=5mm
Reference Value = 22.51 V/m; Power Drift = -0.19 dB
Peak SAR (extrapolated) = 1.02 W/kg
**SAR(1 g) = 0.634 W/kg; SAR(10 g) = 0.427 W/kg**
Maximum value of SAR (measured) = 0.808 W/kg

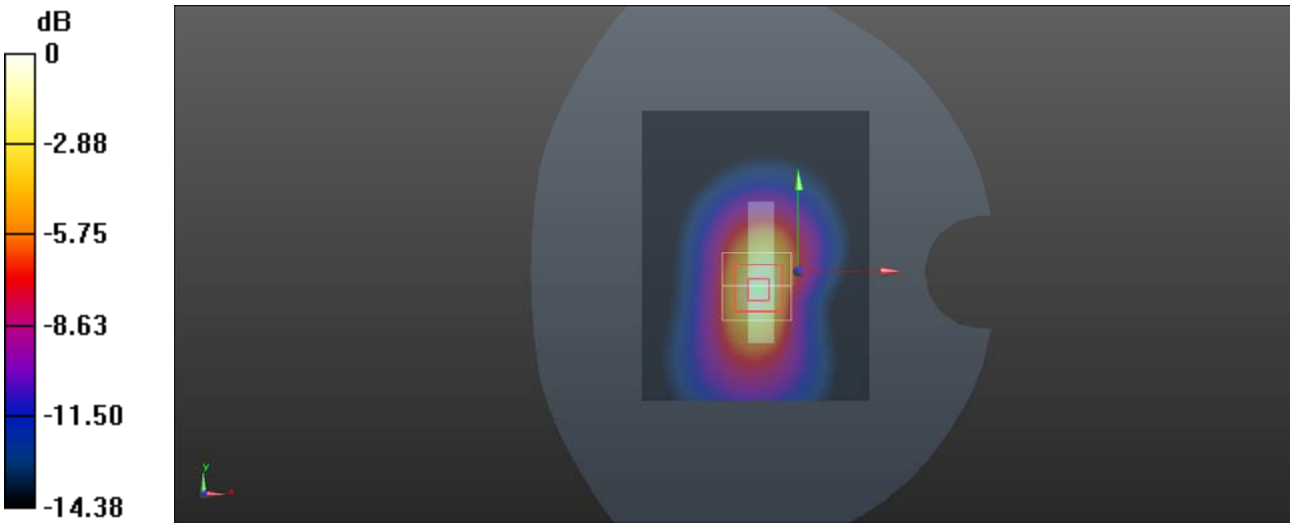


0 dB = 0.808 W/kg = -0.93 dBW/kg

**Plot 35#:**

**WCDMA Band 5 Head Left Cheek Mid**

**DUT: X620**

Communication System: UID 0, WCDMA (0); Frequency: 836.6 MHz;Duty Cycle: 1:1
Medium: HBBL600-10000V6 Medium parameters used (interpolated): f = 836.6 MHz; σ = 0.914 S/m; $\varepsilon_r$ = 42.638; ρ = 1000 kg/m$^3$

DASY5 Configuration:
- Probe: EX3DV4 - SN7522; ConvF(9.39, 9.39, 9.39) @ 836.6 MHz; Calibrated: 2021/4/19
- Sensor-Surface: 4mm (Mechanical Surface Detection)
- Electronics: DAE4 Sn1354; Calibrated: 2021/9/1
- Phantom: Head model; Type: QD000P40CD; Serial: TP:1744
- Measurement SW: DASY52, Version 52.10 (4); SEMCAD X Version 14.6.14 (7501)

**Head Left Cheek/WCDMA Band 5 Mid/Area Scan (71x91x1):** Interpolated grid: dx=1.500 mm, dy=1.500 mm
Maximum value of SAR (interpolated) = 0.186 W/kg

**Head Left Cheek/WCDMA Band 5 Mid/Zoom Scan (5x5x7)/Cube 0:** Measurement grid: dx=8mm, dy=8mm, dz=5mm
Reference Value = 4.465 V/m; Power Drift = 0.05 dB
Peak SAR (extrapolated) = 0.166 W/kg
**SAR(1 g) = 0.146 W/kg; SAR(10 g) = 0.117 W/kg**
Maximum value of SAR (measured) = 0.149 W/kg




0 dB = 0.149 W/kg = -8.27 dBW/kg

**Plot 36#:**

**WCDMA Band 5 Head Left Tilt Mid**

**DUT: X620**

Communication System: UID 0, WCDMA (0); Frequency: 836.6 MHz;Duty Cycle: 1:1
Medium: HBBL600-10000V6 Medium parameters used (interpolated): f = 836.6 MHz; $\sigma$ = 0.914 S/m; $\varepsilon_r$ = 42.638; $\rho$ = 1000 kg/m$^3$

DASY5 Configuration:
- Probe: EX3DV4 - SN7522; ConvF(9.39, 9.39, 9.39) @ 836.6 MHz; Calibrated: 2021/4/19
- Sensor-Surface: 4mm (Mechanical Surface Detection)
- Electronics: DAE4 Sn1354; Calibrated: 2021/9/1
- Phantom: Head model; Type: QD000P40CD; Serial: TP:1744
- Measurement SW: DASY52, Version 52.10 (4); SEMCAD X Version 14.6.14 (7501)

**Head Left Tilt/WCDMA Band 5 Mid/Area Scan (71x91x1):** Interpolated grid: dx=1.500 mm, dy=1.500 mm
Maximum value of SAR (interpolated) = 0.0925 W/kg

**Head Left Tilt/WCDMA Band 5 Mid/Zoom Scan (5x5x7)/Cube 0:** Measurement grid: dx=8mm, dy=8mm, dz=5mm
Reference Value = 6.442 V/m; Power Drift = 0.15 dB
Peak SAR (extrapolated) = 0.0830 W/kg
**SAR(1 g) = 0.071 W/kg; SAR(10 g) = 0.058 W/kg**
Maximum value of SAR (measured) = 0.0732 W/kg

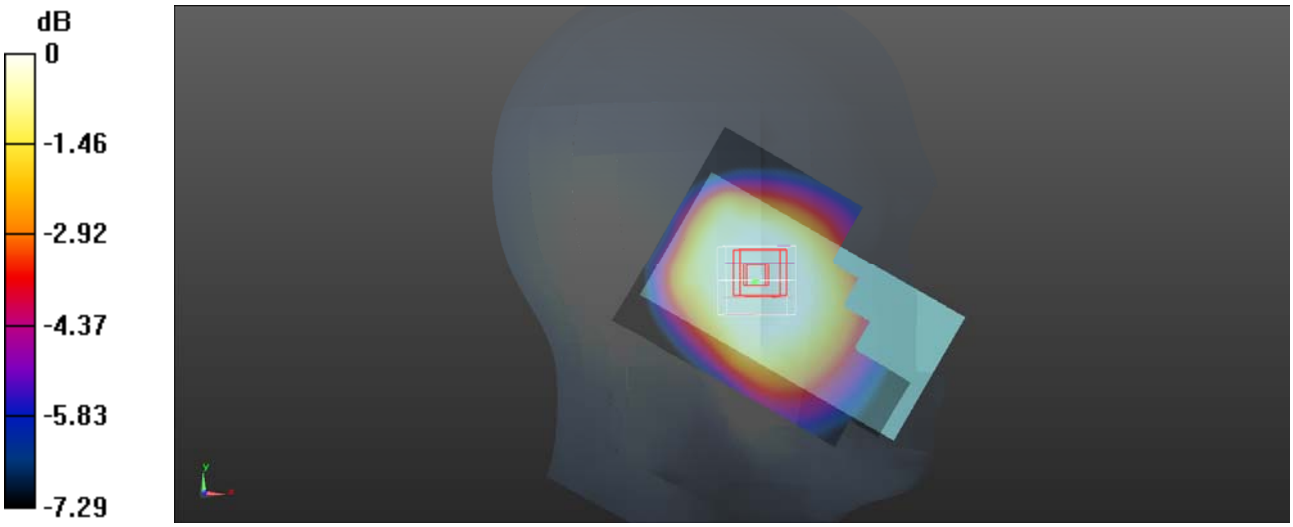


0 dB = 0.0732 W/kg = -11.35 dBW/kg

**Plot 37#:**

**WCDMA Band 5 Head Right Cheek Mid**

**DUT: X620**

Communication System: UID 0, WCDMA (0); Frequency: 836.6 MHz;Duty Cycle: 1:1
Medium: HBBL600-10000V6 Medium parameters used (interpolated): f = 836.6 MHz; σ = 0.914 S/m; $\varepsilon_r$ = 42.638; ρ = 1000 kg/m$^3$

DASY5 Configuration:
- Probe: EX3DV4 - SN7522; ConvF(9.39, 9.39, 9.39) @ 836.6 MHz; Calibrated: 2021/4/19
- Sensor-Surface: 4mm (Mechanical Surface Detection)
- Electronics: DAE4 Sn1354; Calibrated: 2021/9/1
- Phantom: Head model; Type: QD000P40CD; Serial: TP:1744
- Measurement SW: DASY52, Version 52.10 (4); SEMCAD X Version 14.6.14 (7501)

**Head Right Cheek/WCDMA Band 5 Mid/Area Scan (71x91x1):** Interpolated grid: dx=1.500 mm, dy=1.500 mm
Maximum value of SAR (interpolated) = 0.178 W/kg

**Head Right Cheek/WCDMA Band 5 Mid/Zoom Scan (5x5x7)/Cube 0:** Measurement grid: dx=8mm, dy=8mm, dz=5mm
Reference Value = 4.254 V/m; Power Drift =0.14 dB
Peak SAR (extrapolated) = 0.232 W/kg
**SAR(1 g) = 0.196 W/kg; SAR(10 g) = 0.155 W/kg**
Maximum value of SAR (measured) = 0.202 W/kg

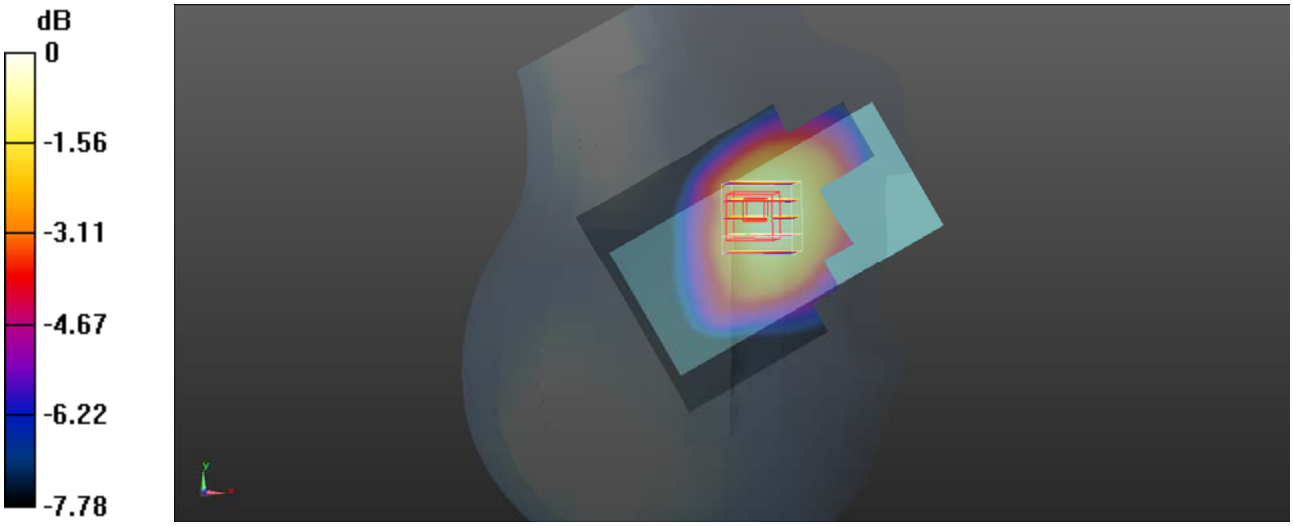


0 dB = 0.202 W/kg = -6.96 dBW/kg

**Plot 38#:**

**WCDMA Band 5 Head Right Tilt Mid**

**DUT: X620**

Communication System: UID 0, WCDMA (0); Frequency: 836.6 MHz;Duty Cycle: 1:1
Medium: HBBL600-10000V6 Medium parameters used (interpolated): f = 836.6 MHz; σ = 0.914 S/m; $\varepsilon_r$ = 42.638; ρ = 1000 kg/m$^3$

DASY5 Configuration:
- Probe: EX3DV4 - SN7522; ConvF(9.39, 9.39, 9.39) @ 836.6 MHz; Calibrated: 2021/4/19
- Sensor-Surface: 4mm (Mechanical Surface Detection)
- Electronics: DAE4 Sn1354; Calibrated: 2021/9/1
- Phantom: Head model; Type: QD000P40CD; Serial: TP:1744
- Measurement SW: DASY52, Version 52.10 (4); SEMCAD X Version 14.6.14 (7501)

**Head Right Tilt/WCDMA Band 5 Mid/Area Scan (71x91x1):** Interpolated grid: dx=1.500 mm, dy=1.500 mm
Maximum value of SAR (interpolated) = 0.0900 W/kg

**Head Right Tilt/WCDMA Band 5 Mid/Zoom Scan (5x5x7)/Cube 0:** Measurement grid: dx=8mm, dy=8mm, dz=5mm
Reference Value = 7.819 V/m; Power Drift = 0.05 dB
Peak SAR (extrapolated) = 0.110 W/kg
**SAR(1 g) = 0.096 W/kg; SAR(10 g) = 0.078 W/kg**
Maximum value of SAR (measured) = 0.0984 W/kg




0 dB = 0.0984 W/kg = -10.07 dBW/kg

**Plot 39#:**

**WCDMA Band 5 Body Back Mid**

**DUT: X620**

Communication System: UID 0, WCDMA (0); Frequency: 836.6 MHz;Duty Cycle: 1:1
Medium: HBBL600-10000V6 Medium parameters used (interpolated): f = 836.6 MHz; $\sigma$ = 0.914 S/m; $\varepsilon_r$ = 42.638; $\rho$ = 1000 kg/m$^3$

DASY5 Configuration:
- Probe: EX3DV4 - SN7522; ConvF(9.39, 9.39, 9.39) @ 836.6 MHz; Calibrated: 2021/4/19
- Sensor-Surface: 4mm (Mechanical Surface Detection)
- Electronics: DAE4 Sn1354; Calibrated: 2021/9/1
- Phantom: Head model; Type: QD000P40CD; Serial: TP:1744
- Measurement SW: DASY52, Version 52.10 (4); SEMCAD X Version 14.6.14 (7501)

**Body Back/WCDMA Band 5 Mid/Area Scan (71x91x1):** Interpolated grid: dx=1.500 mm, dy=1.500 mm
Maximum value of SAR (interpolated) = 0.295 W/kg

**Body Back/WCDMA Band 5 Mid/Zoom Scan (5x5x7)/Cube 0:** Measurement grid: dx=8mm, dy=8mm, dz=5mm
Reference Value = 18.30 V/m; Power Drift = -0.18 dB
Peak SAR (extrapolated) = 0.332 W/kg
**SAR(1 g) = 0.284 W/kg; SAR(10 g) = 0.225 W/kg**
Maximum value of SAR (measured) = 0.294 W/kg

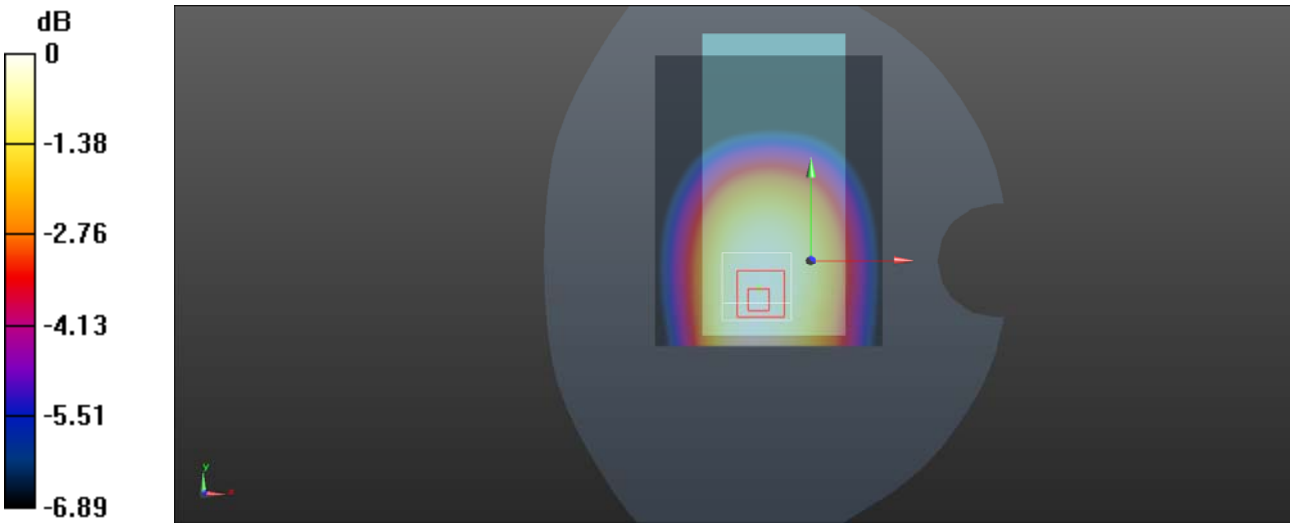


0 dB = 0.294 W/kg = -5.32 dBW/kg

**Plot 40#:**

**WCDMA Band 5 Body Left Mid**

**DUT: X620**

Communication System: UID 0, WCDMA (0); Frequency: 836.6 MHz;Duty Cycle: 1:1
Medium: HBBL600-10000V6 Medium parameters used (interpolated): f = 836.6 MHz; $\sigma$ = 0.914 S/m; $\varepsilon_r$ = 42.638; $\rho$ = 1000 kg/m$^3$

DASY5 Configuration:
- Probe: EX3DV4 - SN7522; ConvF(9.39, 9.39, 9.39) @ 836.6 MHz; Calibrated: 2021/4/19
- Sensor-Surface: 4mm (Mechanical Surface Detection)
- Electronics: DAE4 Sn1354; Calibrated: 2021/9/1
- Phantom: Head model; Type: QD000P40CD; Serial: TP:1744
- Measurement SW: DASY52, Version 52.10 (4); SEMCAD X Version 14.6.14 (7501)

**Body Left/WCDMA Band 5 Mid/Area Scan (71x91x1):** Interpolated grid: dx=1.500 mm, dy=1.500 mm
Maximum value of SAR (interpolated) = 0.161 W/kg

**Body Left/WCDMA Band 5 Mid/Zoom Scan (5x5x7)/Cube 0:** Measurement grid: dx=8mm, dy=8mm, dz=5mm
Reference Value = 12.06 V/m; Power Drift = -0.12 dB
Peak SAR (extrapolated) = 0.197 W/kg
**SAR(1 g) = 0.154 W/kg; SAR(10 g) = 0.113 W/kg**
Maximum value of SAR (measured) = 0.161 W/kg

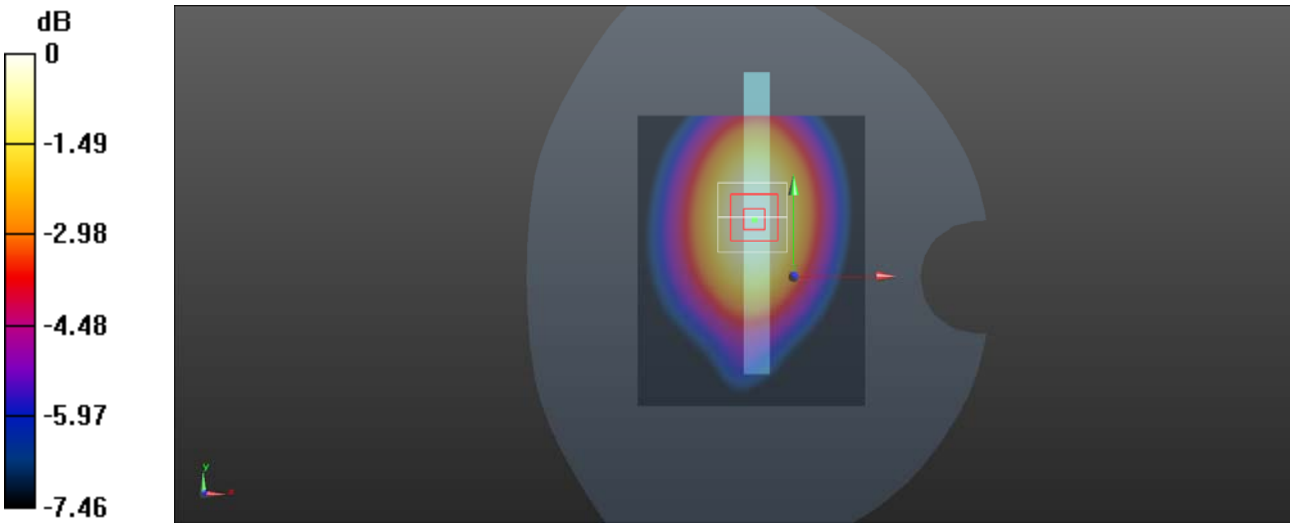


0 dB = 0.161 W/kg = -7.93 dBW/kg

**Plot 41#:**

**WCDMA Band 5 Body Right Mid**

**DUT: X620**

Communication System: UID 0, WCDMA (0); Frequency: 836.6 MHz;Duty Cycle: 1:1
Medium: HBBL600-10000V6 Medium parameters used (interpolated): f = 836.6 MHz; σ = 0.914 S/m; $\varepsilon_r$ = 42.638; ρ = 1000 kg/m$^3$

DASY5 Configuration:
- Probe: EX3DV4 - SN7522; ConvF(9.39, 9.39, 9.39) @ 836.6 MHz; Calibrated: 2021/4/19
- Sensor-Surface: 4mm (Mechanical Surface Detection)
- Electronics: DAE4 Sn1354; Calibrated: 2021/9/1
- Phantom: Head model; Type: QD000P40CD; Serial: TP:1744
- Measurement SW: DASY52, Version 52.10 (4); SEMCAD X Version 14.6.14 (7501)

**Body Right/WCDMA Band 5 Mid/Area Scan (71x91x1):** Interpolated grid: dx=1.500 mm, dy=1.500 mm
Maximum value of SAR (interpolated) = 0.191 W/kg

**Body Right/WCDMA Band 5 Mid/Zoom Scan (5x5x7)/Cube 0:** Measurement grid: dx=8mm, dy=8mm, dz=5mm
Reference Value = 13.53 V/m; Power Drift = -0.12 dB
Peak SAR (extrapolated) = 0.241 W/kg
**SAR(1 g) = 0.181 W/kg; SAR(10 g) = 0.129 W/kg**
Maximum value of SAR (measured) = 0.192 W/kg

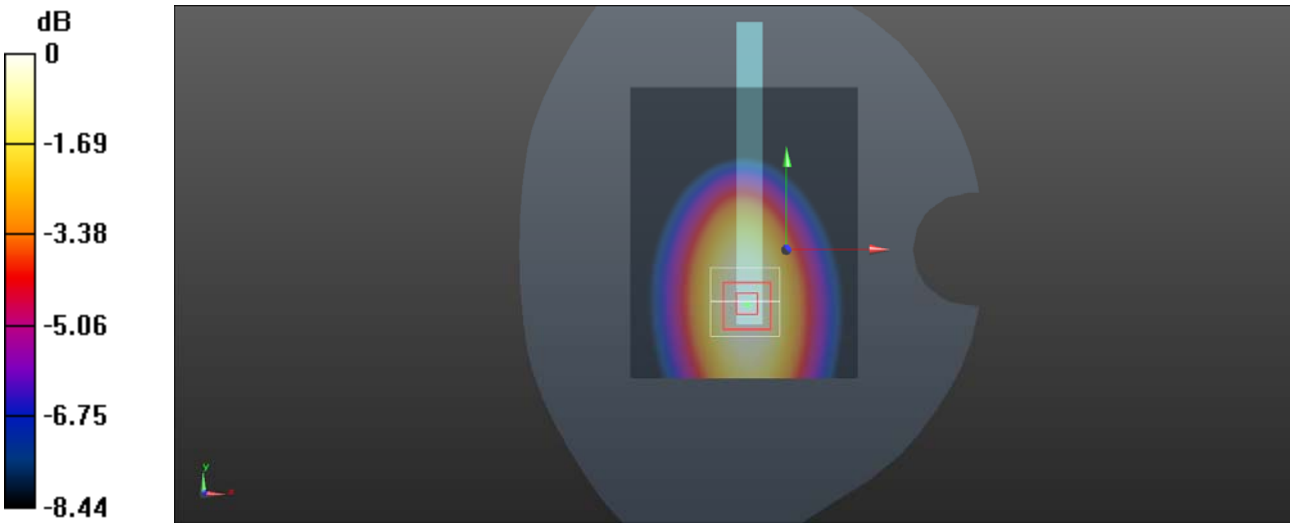


0 dB = 0.192 W/kg = -7.17 dBW/kg

**Plot 42#:**

**WCDMA Band 5 Body Bottom Mid**

**DUT: X620**

Communication System: UID 0, WCDMA (0); Frequency: 836.6 MHz;Duty Cycle: 1:1
Medium: HBBL600-10000V6 Medium parameters used (interpolated): f = 836.6 MHz; σ = 0.914 S/m; $\varepsilon_r$ = 42.638; ρ = 1000 kg/m$^3$

DASY5 Configuration:
- Probe: EX3DV4 - SN7522; ConvF(9.39, 9.39, 9.39) @ 836.6 MHz; Calibrated: 2021/4/19
- Sensor-Surface: 4mm (Mechanical Surface Detection)
- Electronics: DAE4 Sn1354; Calibrated: 2021/9/1
- Phantom: Head model; Type: QD000P40CD; Serial: TP:1744
- Measurement SW: DASY52, Version 52.10 (4); SEMCAD X Version 14.6.14 (7501)

**Body Bottom/WCDMA Band 5 Mid/Area Scan (71x91x1):** Interpolated grid: dx=1.500 mm, dy=1.500 mm
Maximum value of SAR (interpolated) = 0.118 W/kg

**Body Bottom/WCDMA Band 5 Mid/Zoom Scan (5x5x7)/Cube 0:** Measurement grid: dx=8mm, dy=8mm, dz=5mm
Reference Value = 11.12 V/m; Power Drift = 0.17 dB
Peak SAR (extrapolated) = 0.200 W/kg
**SAR(1 g) = 0.113 W/kg; SAR(10 g) = 0.066 W/kg**
Maximum value of SAR (measured) = 0.124 W/kg

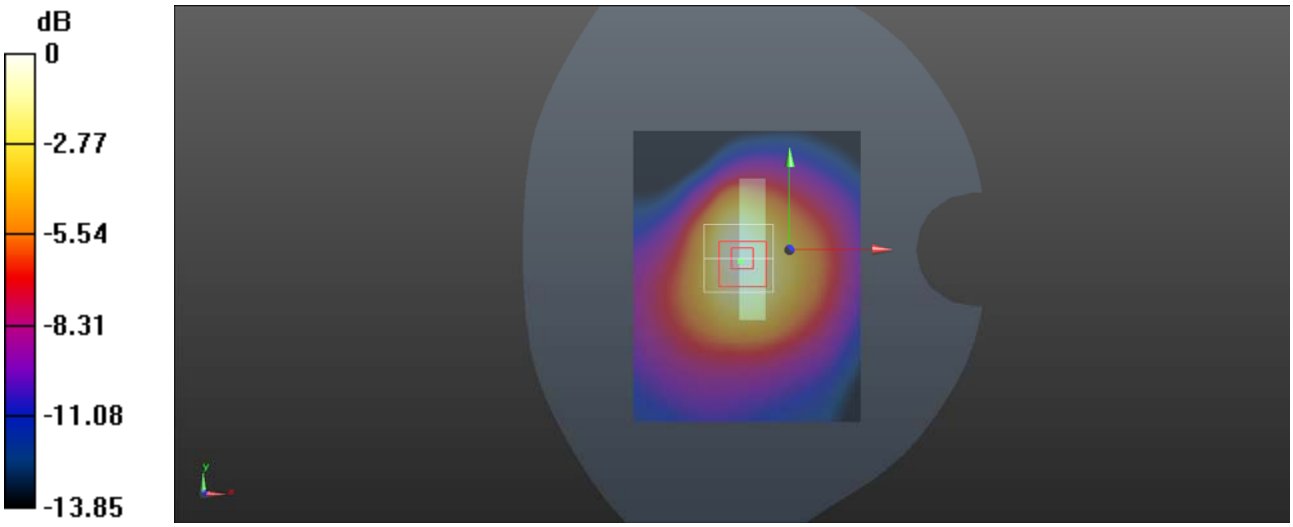


0 dB = 0.124 W/kg = -9.07 dBW/kg

**Plot 43#:**

**LTE Band 2 Head Left Cheek 1RB Mid**

**DUT: X620**

Communication System: UID 0, Generic FDD-LTE (0); Frequency: 1880 MHz;Duty Cycle: 1:1
Medium: HBBL600-10000V6 Medium parameters used (interpolated): f = 1880 MHz; $\sigma$ = 1.423 S/m; $\varepsilon_r$ = 41.743; $\rho$ = 1000 kg/m$^3$

DASY5 Configuration:
- Probe: EX3DV4 - SN7522; ConvF(7.94, 7.94, 7.94) @ 1880 MHz; Calibrated: 2021/4/19
- Sensor-Surface: 4mm (Mechanical Surface Detection)
- Electronics: DAE4 Sn1354; Calibrated: 2021/9/1
- Phantom: Head model; Type: QD000P40CD; Serial: TP:1744
- Measurement SW: DASY52, Version 52.10 (4); SEMCAD X Version 14.6.14 (7501)

**Head Left Cheek/LTE Band 2 1RB Mid/Area Scan (71x91x1):** Interpolated grid: dx=1.500 mm, dy=1.500 mm
Maximum value of SAR (interpolated) = 0.432 W/kg

**Head Left Cheek/LTE Band 2 1RB Mid/Zoom Scan (5x5x7)/Cube 0:** Measurement grid: dx=8mm, dy=8mm, dz=5mm
Reference Value = 5.325 V/m; Power Drift = 0.12 dB
Peak SAR (extrapolated) = 0.446 W/kg
**SAR(1 g) = 0.314 W/kg; SAR(10 g) = 0.212 W/kg**
Maximum value of SAR (measured) = 0.335 W/kg




0 dB = 0.335 W/kg = -4.75 dBW/kg

**Plot 44#:**

**LTE Band 2 Head Left Cheek 50%RB Mid**

**DUT: X620**

Communication System: UID 0, Generic FDD-LTE (0); Frequency: 1880 MHz;Duty Cycle: 1:1
Medium: HBBL600-10000V6 Medium parameters used (interpolated): f = 1880 MHz; σ = 1.423 S/m; $\varepsilon_r$ = 41.743; ρ = 1000 kg/m$^3$

DASY5 Configuration:
- Probe: EX3DV4 - SN7522; ConvF(7.94, 7.94, 7.94) @ 1880 MHz; Calibrated: 2021/4/19
- Sensor-Surface: 4mm (Mechanical Surface Detection)
- Electronics: DAE4 Sn1354; Calibrated: 2021/9/1
- Phantom: Head model; Type: QD000P40CD; Serial: TP:1744
- Measurement SW: DASY52, Version 52.10 (4); SEMCAD X Version 14.6.14 (7501)

**Head Left Cheek/LTE Band 2 50%RB Mid/Area Scan (71x91x1):** Interpolated grid: dx=1.500 mm, dy=1.500 mm
Maximum value of SAR (interpolated) = 0.340 W/kg

**Head Left Cheek/LTE Band 2 50%RB Mid/Zoom Scan (5x5x7)/Cube 0:** Measurement grid: dx=8mm, dy=8mm, dz=5mm
Reference Value = 4.512 V/m; Power Drift = 0.16 dB
Peak SAR (extrapolated) = 0.354 W/kg
**SAR(1 g) = 0.248 W/kg; SAR(10 g) = 0.168 W/kg**
Maximum value of SAR (measured) = 0.265 W/kg




0 dB = 0.265 W/kg = -5.77 dBW/kg

**Plot 45#:**

**LTE Band 2 Head Left Tilt 1RB Mid**

**DUT: X620**

Communication System: UID 0, Generic FDD-LTE (0); Frequency: 1880 MHz;Duty Cycle: 1:1
Medium: HBBL600-10000V6 Medium parameters used (interpolated): f = 1880 MHz; $\sigma$ = 1.423 S/m; $\varepsilon_r$ = 41.743; $\rho$ = 1000 kg/m$^3$

DASY5 Configuration:
- Probe: EX3DV4 - SN7522; ConvF(7.94, 7.94, 7.94) @ 1880 MHz; Calibrated: 2021/4/19
- Sensor-Surface: 4mm (Mechanical Surface Detection)
- Electronics: DAE4 Sn1354; Calibrated: 2021/9/1
- Phantom: Head model; Type: QD000P40CD; Serial: TP:1744
- Measurement SW: DASY52, Version 52.10 (4); SEMCAD X Version 14.6.14 (7501)

**Head Left Tilt/LTE Band 2 1RB Mid/Area Scan (71x91x1):** Interpolated grid: dx=1.500 mm, dy=1.500 mm
Maximum value of SAR (interpolated) = 0.167 W/kg

**Head Left Tilt/LTE Band 2 1RB Mid/Zoom Scan (5x5x7)/Cube 0:** Measurement grid: dx=8mm, dy=8mm, dz=5mm
Reference Value = 9.163 V/m; Power Drift = -0.05 dB
Peak SAR (extrapolated) = 0.190 W/kg
**SAR(1 g) = 0.115 W/kg; SAR(10 g) = 0.077 W/kg**
Maximum value of SAR (measured) = 0.119 W/kg

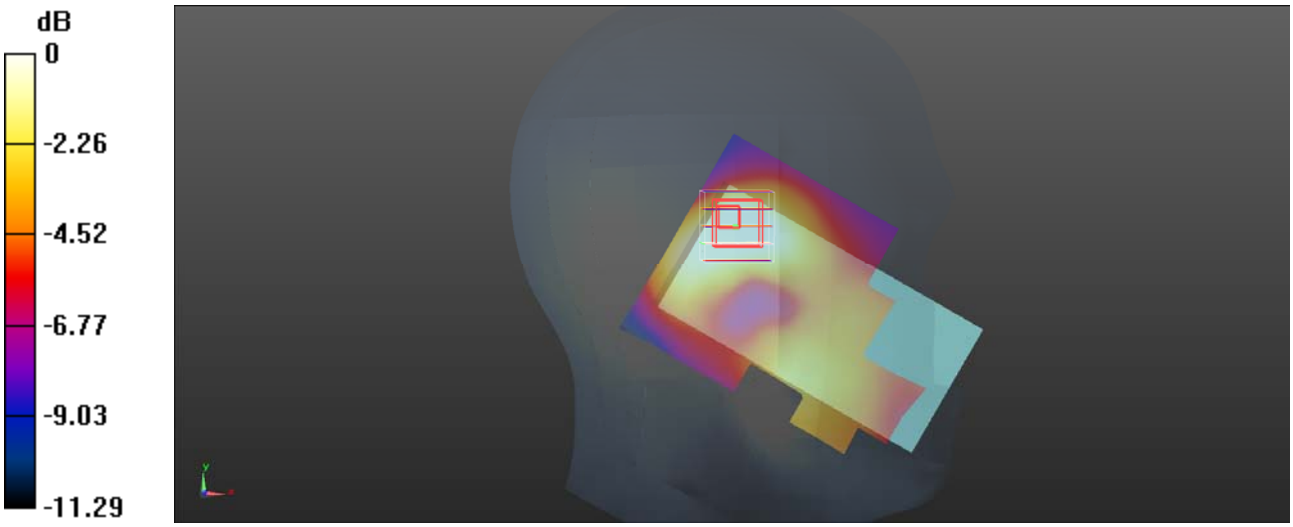


0 dB = 0.119 W/kg = -9.24 dBW/kg

**Plot 46#:**

**LTE Band 2 Head Left Tilt 50%RB Mid**

**DUT: X620**

Communication System: UID 0, Generic FDD-LTE (0); Frequency: 1880 MHz;Duty Cycle: 1:1
Medium: HBBL600-10000V6 Medium parameters used (interpolated): f = 1880 MHz; σ = 1.423 S/m; $\varepsilon_r$ = 41.743; ρ = 1000 kg/m$^3$

DASY5 Configuration:
- Probe: EX3DV4 - SN7522; ConvF(7.94, 7.94, 7.94) @ 1880 MHz; Calibrated: 2021/4/19
- Sensor-Surface: 4mm (Mechanical Surface Detection)
- Electronics: DAE4 Sn1354; Calibrated: 2021/9/1
- Phantom: Head model; Type: QD000P40CD; Serial: TP:1744
- Measurement SW: DASY52, Version 52.10 (4); SEMCAD X Version 14.6.14 (7501)

**Head Left Tilt/LTE Band 2 50%RB Mid/Area Scan (71x91x1):** Interpolated grid: dx=1.500 mm, dy=1.500 mm
Maximum value of SAR (interpolated) = 0.129 W/kg

**Head Left Tilt/LTE Band 2 50%RB Mid/Zoom Scan (5x5x7)/Cube 0:** Measurement grid: dx=8mm, dy=8mm, dz=5mm
Reference Value = 7.912 V/m; Power Drift = 0.06 dB
Peak SAR (extrapolated) = 0.150 W/kg
**SAR(1 g) = 0.093 W/kg; SAR(10 g) = 0.062 W/kg**
Maximum value of SAR (measured) = 0.0969 W/kg




0 dB = 0.0969 W/kg = -10.14 dBW/kg

**Plot 47#:**

**LTE Band 2 Head Right Cheek 1RB Mid**

**DUT: X620**

Communication System: UID 0, Generic FDD-LTE (0); Frequency: 1880 MHz;Duty Cycle: 1:1
Medium: HBBL600-10000V6 Medium parameters used (interpolated): f = 1880 MHz; $\sigma$ = 1.423 S/m; $\varepsilon_r$ = 41.743; $\rho$ = 1000 kg/m$^3$

DASY5 Configuration:
- Probe: EX3DV4 - SN7522; ConvF(7.94, 7.94, 7.94) @ 1880 MHz; Calibrated: 2021/4/19
- Sensor-Surface: 4mm (Mechanical Surface Detection)
- Electronics: DAE4 Sn1354; Calibrated: 2021/9/1
- Phantom: Head model; Type: QD000P40CD; Serial: TP:1744
- Measurement SW: DASY52, Version 52.10 (4); SEMCAD X Version 14.6.14 (7501)

**Head Right Cheek/LTE Band 2 1RB Mid/Area Scan (101x121x1):** Interpolated grid: dx=1.000 mm, dy=1.000 mm
Maximum value of SAR (interpolated) = 0.204 W/kg

**Head Right Cheek/LTE Band 2 1RB Mid/Zoom Scan (5x5x7)/Cube 0:** Measurement grid: dx=8mm, dy=8mm, dz=5mm
Reference Value = 4.560 V/m; Power Drift = 0.09 dB
Peak SAR (extrapolated) = 0.291 W/kg
**SAR(1 g) = 0.206 W/kg; SAR(10 g) = 0.139 W/kg**
Maximum value of SAR (measured) = 0.218 W/kg




0 dB = 0.218 W/kg = -6.62 dBW/kg

**Plot 48#:**

**LTE Band 2 Head Right Cheek 50%RB Mid**

**DUT: X620**

Communication System: UID 0, Generic FDD-LTE (0); Frequency: 1880 MHz;Duty Cycle: 1:1
Medium: HBBL600-10000V6 Medium parameters used (interpolated): f = 1880 MHz; $\sigma$ = 1.423 S/m; $\varepsilon_r$ = 41.743; $\rho$ = 1000 kg/m$^3$

DASY5 Configuration:
- Probe: EX3DV4 - SN7522; ConvF(7.94, 7.94, 7.94) @ 1880 MHz; Calibrated: 2021/4/19
- Sensor-Surface: 4mm (Mechanical Surface Detection)
- Electronics: DAE4 Sn1354; Calibrated: 2021/9/1
- Phantom: Head model; Type: QD000P40CD; Serial: TP:1744
- Measurement SW: DASY52, Version 52.10 (4); SEMCAD X Version 14.6.14 (7501)

**Head Right Cheek/LTE Band 2 50%RB Mid/Area Scan (101x121x1):** Interpolated grid: dx=1.000 mm, dy=1.000 mm
Maximum value of SAR (interpolated) = 0.177 W/kg

**Head Right Cheek/LTE Band 2 50%RB Mid/Zoom Scan (5x5x7)/Cube 0:** Measurement grid: dx=8mm, dy=8mm, dz=5mm
Reference Value = 4.027 V/m; Power Drift = 0.06 dB
Peak SAR (extrapolated) = 0.257 W/kg
**SAR(1 g) = 0.182 W/kg; SAR(10 g) = 0.123 W/kg**
Maximum value of SAR (measured) = 0.194 W/kg

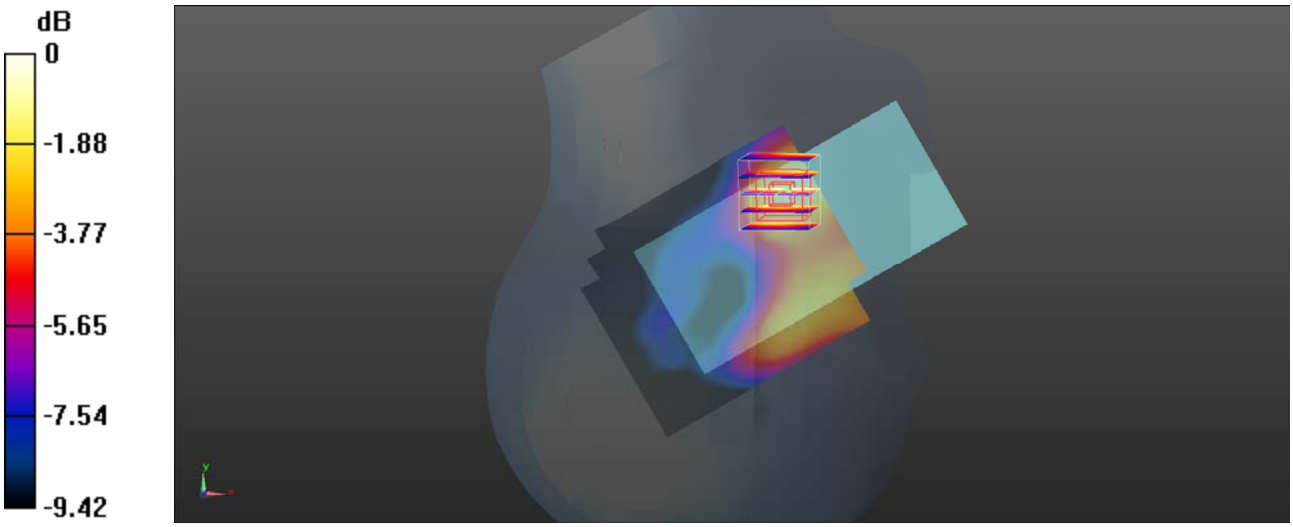


0 dB = 0.194 W/kg = -7.12 dBW/kg

**Plot 49#:**

**LTE Band 2 Head Right Tilt 1RB Mid**

**DUT: X620**

Communication System: UID 0, Generic FDD-LTE (0); Frequency: 1880 MHz;Duty Cycle: 1:1
Medium: HBBL600-10000V6 Medium parameters used (interpolated): f = 1880 MHz; σ = 1.423 S/m; $\varepsilon_r$ = 41.743; ρ = 1000 kg/m$^3$

DASY5 Configuration:
- Probe: EX3DV4 - SN7522; ConvF(7.94, 7.94, 7.94) @ 1880 MHz; Calibrated: 2021/4/19
- Sensor-Surface: 4mm (Mechanical Surface Detection)
- Electronics: DAE4 Sn1354; Calibrated: 2021/9/1
- Phantom: Head model; Type: QD000P40CD; Serial: TP:1744
- Measurement SW: DASY52, Version 52.10 (4); SEMCAD X Version 14.6.14 (7501)

**Head Right Tilt/LTE Band 2 1RB Mid/Area Scan (71x91x1):** Interpolated grid: dx=1.500 mm, dy=1.500 mm
Maximum value of SAR (interpolated) = 0.162 W/kg

**Head Right Tilt/LTE Band 2 1RB Mid/Zoom Scan (5x5x7)/Cube 0:** Measurement grid: dx=8mm, dy=8mm, dz=5mm
Reference Value = 8.849 V/m; Power Drift = 0.08 dB
Peak SAR (extrapolated) = 0.156 W/kg
**SAR(1 g) = 0.110 W/kg; SAR(10 g) = 0.074 W/kg**
Maximum value of SAR (measured) = 0.119 W/kg




0 dB = 0.119 W/kg = -9.24 dBW/kg

**Plot 50#:**

**LTE Band 2 Head Right Tilt 50%RB Mid**

**DUT: X620**

Communication System: UID 0, Generic FDD-LTE (0); Frequency: 1880 MHz;Duty Cycle: 1:1
Medium: HBBL600-10000V6 Medium parameters used (interpolated): f = 1880 MHz; $\sigma$ = 1.423 S/m; $\varepsilon_r$ = 41.743; $\rho$ = 1000 kg/m$^3$

DASY5 Configuration:
- Probe: EX3DV4 - SN7522; ConvF(7.94, 7.94, 7.94) @ 1880 MHz; Calibrated: 2021/4/19
- Sensor-Surface: 4mm (Mechanical Surface Detection)
- Electronics: DAE4 Sn1354; Calibrated: 2021/9/1
- Phantom: Head model; Type: QD000P40CD; Serial: TP:1744
- Measurement SW: DASY52, Version 52.10 (4); SEMCAD X Version 14.6.14 (7501)

**Head Right Tilt/LTE Band 2 50%RB Mid/Area Scan (71x91x1):** Interpolated grid: dx=1.500 mm, dy=1.500 mm
Maximum value of SAR (interpolated) = 0.122 W/kg

**Head Right Tilt/LTE Band 2 50%RB Mid/Zoom Scan (5x5x7)/Cube 0:** Measurement grid: dx=8mm, dy=8mm, dz=5mm
Reference Value = 8.316 V/m; Power Drift = 0.18 dB
Peak SAR (extrapolated) = 0.125 W/kg
**SAR(1 g) = 0.089 W/kg; SAR(10 g) = 0.061 W/kg**
Maximum value of SAR (measured) = 0.0938 W/kg




0 dB = 0.0938 W/kg = -10.28 dBW/kg

**Plot 51#:**

**LTE Band 2 Body Back 1RB Mid**

**DUT: X620**

Communication System: UID 0, Generic FDD-LTE (0); Frequency: 1880 MHz;Duty Cycle: 1:1
Medium: HBBL600-10000V6 Medium parameters used (interpolated): f = 1880 MHz; $\sigma$ = 1.423 S/m; $\varepsilon_r$ = 41.743; $\rho$ = 1000 kg/m$^3$

DASY5 Configuration:
- Probe: EX3DV4 - SN7522; ConvF(7.94, 7.94, 7.94) @ 1880 MHz; Calibrated: 2021/4/19
- Sensor-Surface: 4mm (Mechanical Surface Detection)
- Electronics: DAE4 Sn1354; Calibrated: 2021/9/1
- Phantom: Head model; Type: QD000P40CD; Serial: TP:1744
- Measurement SW: DASY52, Version 52.10 (4); SEMCAD X Version 14.6.14 (7501)

**Body Back/LTE Band 2 1RB Mid/Area Scan (71x91x1):** Interpolated grid: dx=1.500 mm, dy=1.500 mm
Maximum value of SAR (interpolated) = 0.890 W/kg

**Body Back/LTE Band 2 1RB Mid/Zoom Scan (5x5x7)/Cube 0:** Measurement grid: dx=8mm, dy=8mm, dz=5mm
Reference Value = 15.27 V/m; Power Drift = -0.15 dB
Peak SAR (extrapolated) = 1.25 W/kg
**SAR(1 g) = 0.688 W/kg; SAR(10 g) = 0.482 W/kg**
Maximum value of SAR (measured) = 0.891 W/kg




0 dB = 0.891 W/kg = -0.50 dBW/kg

**Plot 52#:**

**LTE Band 2 Body Back 50%RB Mid**

**DUT: X620**

Communication System: UID 0, Generic FDD-LTE (0); Frequency: 1880 MHz;Duty Cycle: 1:1
Medium: HBBL600-10000V6 Medium parameters used (interpolated): f = 1880 MHz; $\sigma$ = 1.423 S/m; $\varepsilon_r$ = 41.743; $\rho$ = 1000 kg/m$^3$

DASY5 Configuration:
- Probe: EX3DV4 - SN7522; ConvF(7.94, 7.94, 7.94) @ 1880 MHz; Calibrated: 2021/4/19
- Sensor-Surface: 4mm (Mechanical Surface Detection)
- Electronics: DAE4 Sn1354; Calibrated: 2021/9/1
- Phantom: Head model; Type: QD000P40CD; Serial: TP:1744
- Measurement SW: DASY52, Version 52.10 (4); SEMCAD X Version 14.6.14 (7501)

**Body Back/LTE Band 2 50%RB Mid/Area Scan (71x91x1):** Interpolated grid: dx=1.500 mm, dy=1.500 mm
Maximum value of SAR (interpolated) = 0.708 W/kg

**Body Back/LTE Band 2 50%RB Mid/Zoom Scan (5x5x7)/Cube 0:** Measurement grid: dx=8mm, dy=8mm, dz=5mm
Reference Value = 13.01 V/m; Power Drift = 0.09 dB
Peak SAR (extrapolated) = 1.07 W/kg
**SAR(1 g) = 0.662 W/kg; SAR(10 g) = 0.389 W/kg**
Maximum value of SAR (measured) = 0.734 W/kg

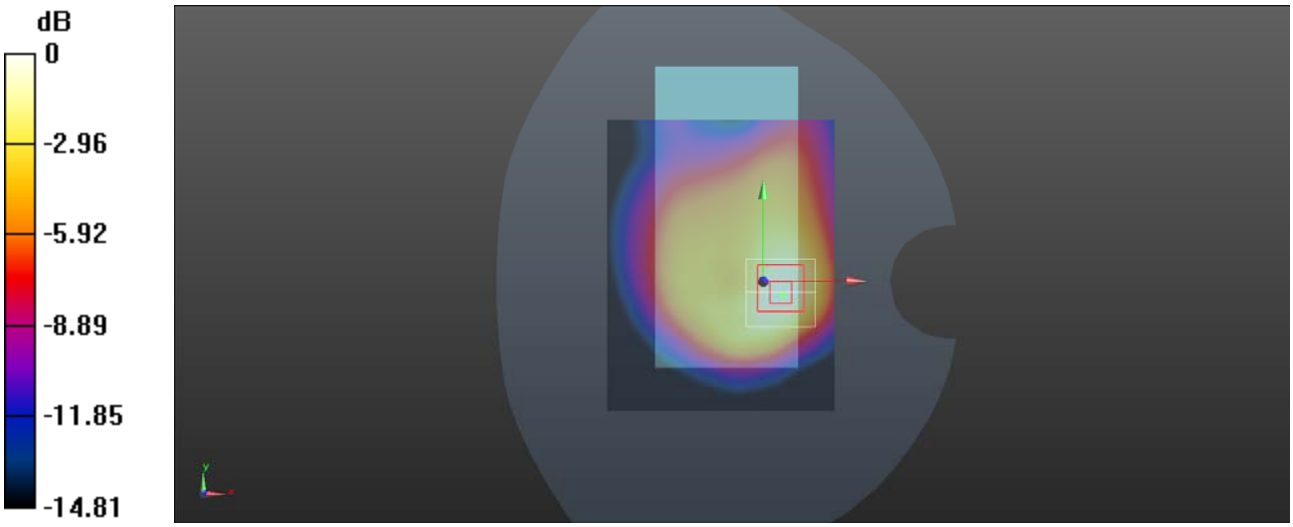


0 dB = 0.734 W/kg = -1.34 dBW/kg

**Plot 53#:**

**LTE Band 2 Body Left 1RB Mid**

**DUT: X620**

Communication System: UID 0, Generic FDD-LTE (0); Frequency: 1880 MHz;Duty Cycle: 1:1
Medium: HBBL600-10000V6 Medium parameters used (interpolated): f = 1880 MHz; σ = 1.423 S/m; $\varepsilon_r$ = 41.743; ρ = 1000 kg/m$^3$

DASY5 Configuration:
- Probe: EX3DV4 - SN7522; ConvF(7.94, 7.94, 7.94) @ 1880 MHz; Calibrated: 2021/4/19
- Sensor-Surface: 4mm (Mechanical Surface Detection)
- Electronics: DAE4 Sn1354; Calibrated: 2021/9/1
- Phantom: Head model; Type: QD000P40CD; Serial: TP:1744
- Measurement SW: DASY52, Version 52.10 (4); SEMCAD X Version 14.6.14 (7501)

**Body Left/LTE Band 2 1RB Mid/Area Scan (71x91x1):** Interpolated grid: dx=1.500 mm, dy=1.500 mm
Maximum value of SAR (interpolated) = 0.380 W/kg

**Body Left/LTE Band 2 1RB Mid/Zoom Scan (5x5x7)/Cube 0:** Measurement grid: dx=8mm, dy=8mm, dz=5mm
Reference Value = 13.56 V/m; Power Drift =0.11 dB
Peak SAR (extrapolated) = 0.515 W/kg
**SAR(1 g) = 0.336 W/kg; SAR(10 g) = 0.209 W/kg**
Maximum value of SAR (measured) = 0.366 W/kg

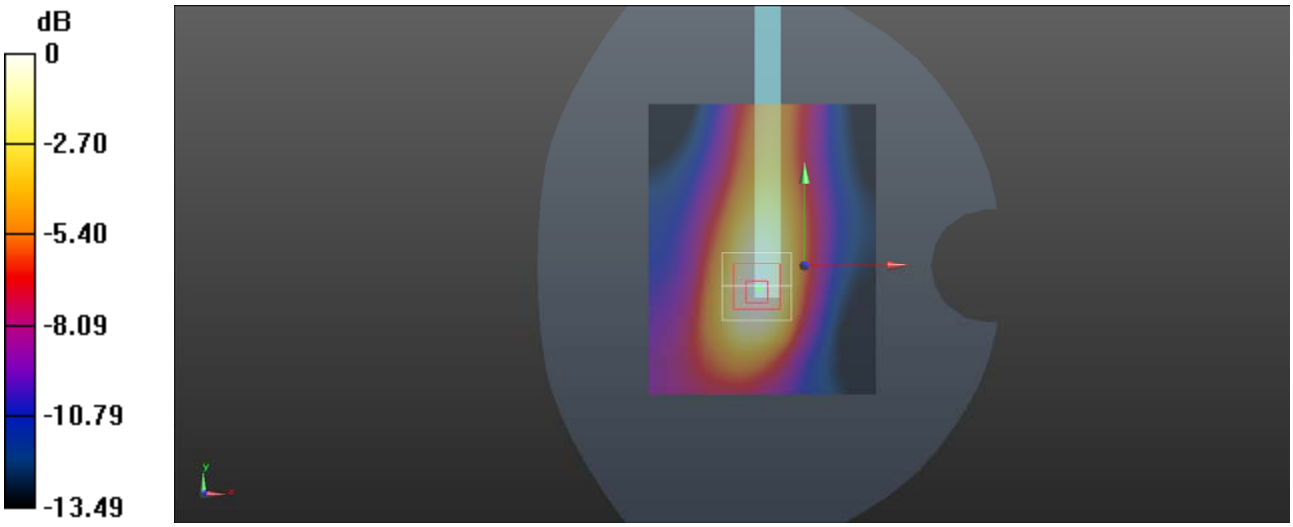


0 dB = 0.366 W/kg = -4.37 dBW/kg

**Plot 54#:**

**LTE Band 2 Body Left 50%RB Mid**

**DUT: X620**

Communication System: UID 0, Generic FDD-LTE (0); Frequency: 1880 MHz;Duty Cycle: 1:1
Medium: HBBL600-10000V6 Medium parameters used (interpolated): f = 1880 MHz; $\sigma$ = 1.423 S/m; $\varepsilon_r$ = 41.743; $\rho$ = 1000 kg/m$^3$

DASY5 Configuration:
- Probe: EX3DV4 - SN7522; ConvF(7.94, 7.94, 7.94) @ 1880 MHz; Calibrated: 2021/4/19
- Sensor-Surface: 4mm (Mechanical Surface Detection)
- Electronics: DAE4 Sn1354; Calibrated: 2021/9/1
- Phantom: Head model; Type: QD000P40CD; Serial: TP:1744
- Measurement SW: DASY52, Version 52.10 (4); SEMCAD X Version 14.6.14 (7501)

**Body Left/LTE Band 2 50%RB Mid/Area Scan (71x91x1):** Interpolated grid: dx=1.500 mm, dy=1.500 mm
Maximum value of SAR (interpolated) = 0.291 W/kg

**Body Left/LTE Band 2 50%RB Mid/Zoom Scan (5x5x7)/Cube 0:** Measurement grid: dx=8mm, dy=8mm, dz=5mm
Reference Value = 13.41 V/m; Power Drift = 0.03 dB
Peak SAR (extrapolated) = 0.393 W/kg
**SAR(1 g) = 0.257 W/kg; SAR(10 g) = 0.160 W/kg**
Maximum value of SAR (measured) = 0.279 W/kg

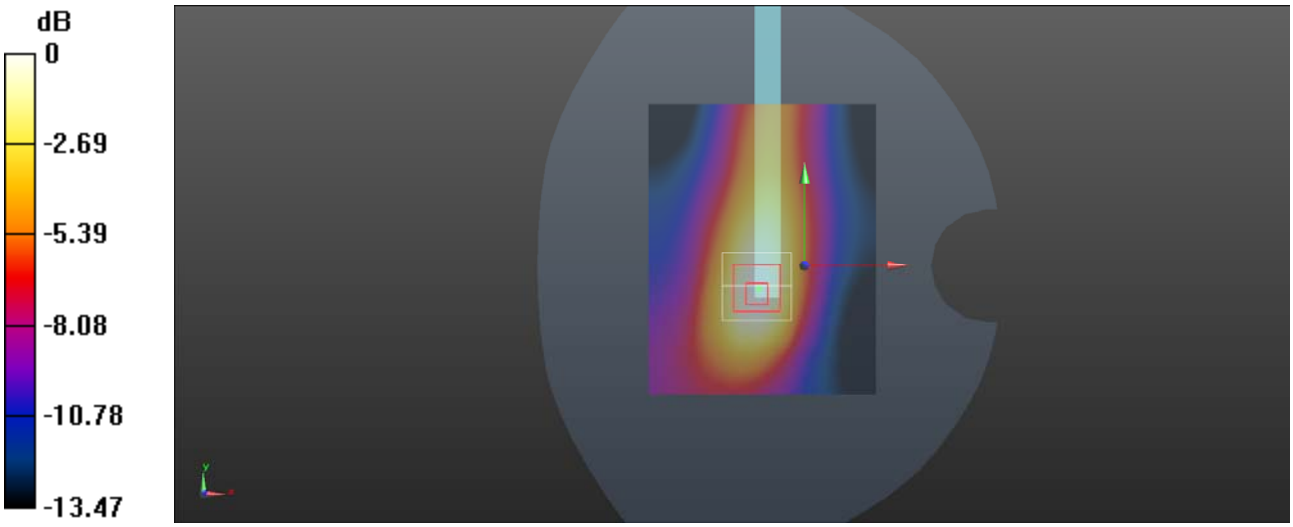


0 dB = 0.279 W/kg = -5.54 dBW/kg

**Plot 55#:**

**LTE Band 2 Body Right 1RB Mid**

**DUT: X620**

Communication System: UID 0, Generic FDD-LTE (0); Frequency: 1880 MHz;Duty Cycle: 1:1
Medium: HBBL600-10000V6 Medium parameters used (interpolated): f = 1880 MHz; σ = 1.423 S/m; $\varepsilon_r$ = 41.743; ρ = 1000 kg/m$^3$

DASY5 Configuration:
- Probe: EX3DV4 - SN7522; ConvF(7.94, 7.94, 7.94) @ 1880 MHz; Calibrated: 2021/4/19
- Sensor-Surface: 4mm (Mechanical Surface Detection)
- Electronics: DAE4 Sn1354; Calibrated: 2021/9/1
- Phantom: Head model; Type: QD000P40CD; Serial: TP:1744
- Measurement SW: DASY52, Version 52.10 (4); SEMCAD X Version 14.6.14 (7501)

**Body Right/LTE Band 2 1RB Mid/Area Scan (71x91x1):** Interpolated grid: dx=1.500 mm, dy=1.500 mm
Maximum value of SAR (interpolated) = 0.199 W/kg

**Body Right/LTE Band 2 1RB Mid/Zoom Scan (5x5x7)/Cube 0:** Measurement grid: dx=8mm, dy=8mm, dz=5mm
Reference Value = 11.85 V/m; Power Drift = -0.01 dB
Peak SAR (extrapolated) = 0.263 W/kg
**SAR(1 g) = 0.180 W/kg; SAR(10 g) = 0.116 W/kg**
Maximum value of SAR (measured) = 0.195 W/kg

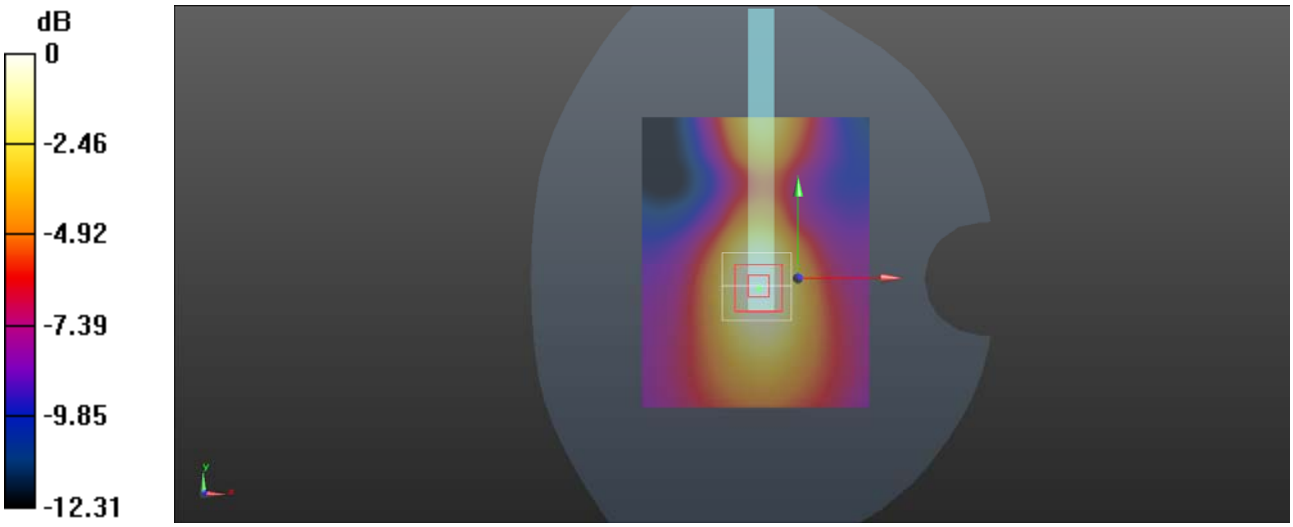


0 dB = 0.195 W/kg = -7.10 dBW/kg

**Plot 56#:**

**LTE Band 2 Body Right 50%RB Mid**

**DUT: X620**

Communication System: UID 0, Generic FDD-LTE (0); Frequency: 1880 MHz;Duty Cycle: 1:1
Medium: HBBL600-10000V6 Medium parameters used (interpolated): f = 1880 MHz; $\sigma$ = 1.423 S/m; $\varepsilon_r$ = 41.743; $\rho$ = 1000 kg/m$^3$

DASY5 Configuration:
- Probe: EX3DV4 - SN7522; ConvF(7.94, 7.94, 7.94) @ 1880 MHz; Calibrated: 2021/4/19
- Sensor-Surface: 4mm (Mechanical Surface Detection)
- Electronics: DAE4 Sn1354; Calibrated: 2021/9/1
- Phantom: Head model; Type: QD000P40CD; Serial: TP:1744
- Measurement SW: DASY52, Version 52.10 (4); SEMCAD X Version 14.6.14 (7501)

**Body Right/LTE Band 2 50%RB Mid/Area Scan (71x91x1):** Interpolated grid: dx=1.500 mm, dy=1.500 mm
Maximum value of SAR (interpolated) = 0.156 W/kg

**Body Right/LTE Band 2 50%RB Mid/Zoom Scan (5x5x7)/Cube 0:** Measurement grid: dx=8mm, dy=8mm, dz=5mm
Reference Value = 10.24 V/m; Power Drift = 0.18 dB
Peak SAR (extrapolated) = 0.205 W/kg
**SAR(1 g) = 0.141 W/kg; SAR(10 g) = 0.091 W/kg**
Maximum value of SAR (measured) = 0.152 W/kg

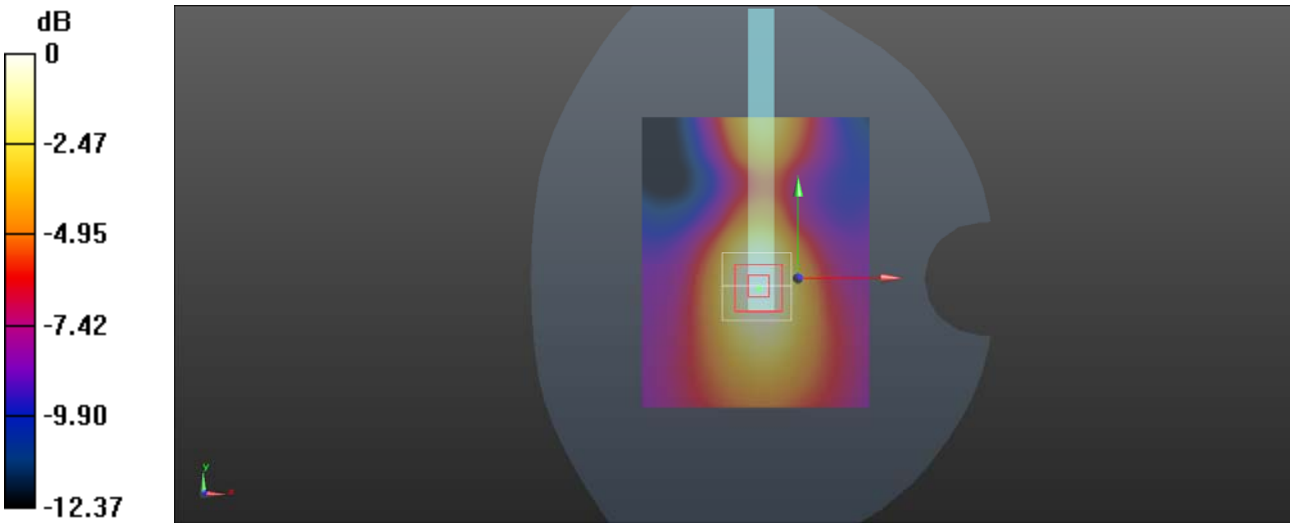


0 dB = 0.152 W/kg = -8.18 dBW/kg

**Plot 57#:**

**LTE Band 2 Body Bottom 1RB Mid**

**DUT: X620**

Communication System: UID 0, Generic FDD-LTE (0); Frequency: 1880 MHz;Duty Cycle: 1:1
Medium: HBBL600-10000V6 Medium parameters used (interpolated): f = 1880 MHz; $\sigma$ = 1.423 S/m; $\varepsilon_r$ = 41.743; $\rho$ = 1000 kg/m$^3$

DASY5 Configuration:
- Probe: EX3DV4 - SN7522; ConvF(7.94, 7.94, 7.94) @ 1880 MHz; Calibrated: 2021/4/19
- Sensor-Surface: 4mm (Mechanical Surface Detection)
- Electronics: DAE4 Sn1354; Calibrated: 2021/9/1
- Phantom: Head model; Type: QD000P40CD; Serial: TP:1744
- Measurement SW: DASY52, Version 52.10 (4); SEMCAD X Version 14.6.14 (7501)

**Body Bottom/LTE Band 2 1RB Mid/Area Scan (101x121x1):** Interpolated grid: dx=1.000 mm, dy=1.000 mm
Maximum value of SAR (interpolated) = 0.773 W/kg

**Body Bottom/LTE Band 2 1RB Mid/Zoom Scan (5x5x7)/Cube 0:** Measurement grid: dx=8mm, dy=8mm, dz=5mm
Reference Value = 23.53 V/m; Power Drift = -0.06 dB
Peak SAR (extrapolated) = 1.09 W/kg
**SAR(1 g) = 0.684 W/kg; SAR(10 g) = 0.394 W/kg**
Maximum value of SAR (measured) = 0.756 W/kg

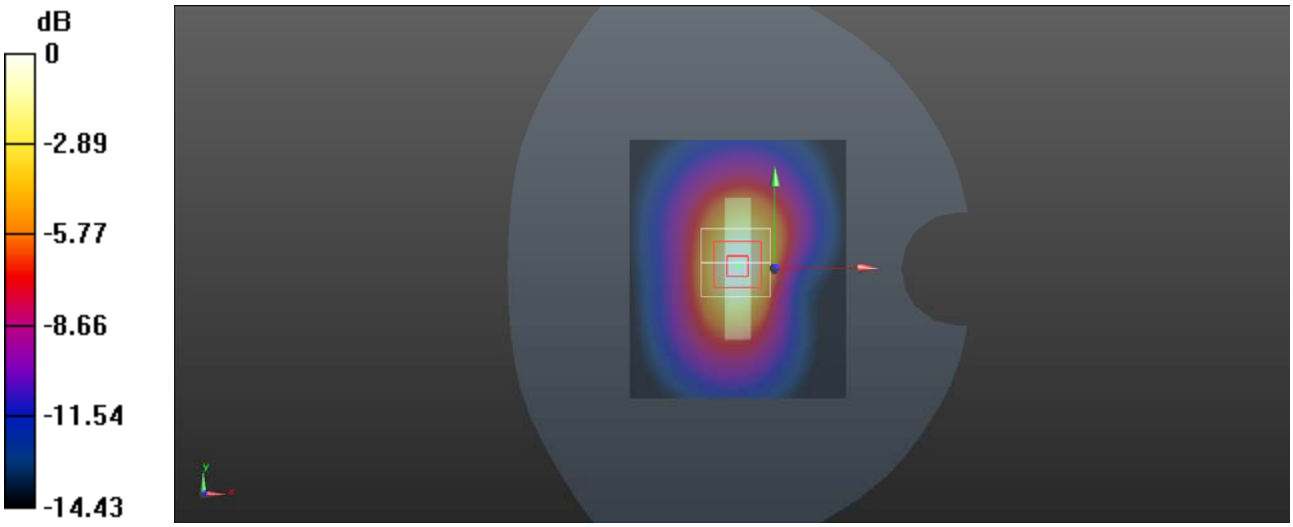


0 dB = 0.756 W/kg = -1.21 dBW/kg

**Plot 58#:**

**LTE Band 2 Body Bottom 50%RB Mid**

**DUT: X620**

Communication System: UID 0, Generic FDD-LTE (0); Frequency: 1880 MHz;Duty Cycle: 1:1
Medium: HBBL600-10000V6 Medium parameters used (interpolated): f = 1880 MHz; σ = 1.423 S/m; $\varepsilon_r$ = 41.743; ρ = 1000 kg/m$^3$

DASY5 Configuration:
- Probe: EX3DV4 - SN7522; ConvF(7.94, 7.94, 7.94) @ 1880 MHz; Calibrated: 2021/4/19
- Sensor-Surface: 4mm (Mechanical Surface Detection)
- Electronics: DAE4 Sn1354; Calibrated: 2021/9/1
- Phantom: Head model; Type: QD000P40CD; Serial: TP:1744
- Measurement SW: DASY52, Version 52.10 (4); SEMCAD X Version 14.6.14 (7501)

**Body Bottom/LTE Band 2 50%RB Mid/Area Scan (101x121x1):** Interpolated grid: dx=1.000 mm, dy=1.000 mm
Maximum value of SAR (interpolated) = 0.588 W/kg

**Body Bottom/LTE Band 2 50%RB Mid/Zoom Scan (5x5x7)/Cube 0:** Measurement grid: dx=8mm, dy=8mm, dz=5mm
Reference Value = 20.79 V/m; Power Drift = -0.14 dB
Peak SAR (extrapolated) = 0.827 W/kg
**SAR(1 g) = 0.521 W/kg; SAR(10 g) = 0.299 W/kg**
Maximum value of SAR (measured) = 0.576 W/kg

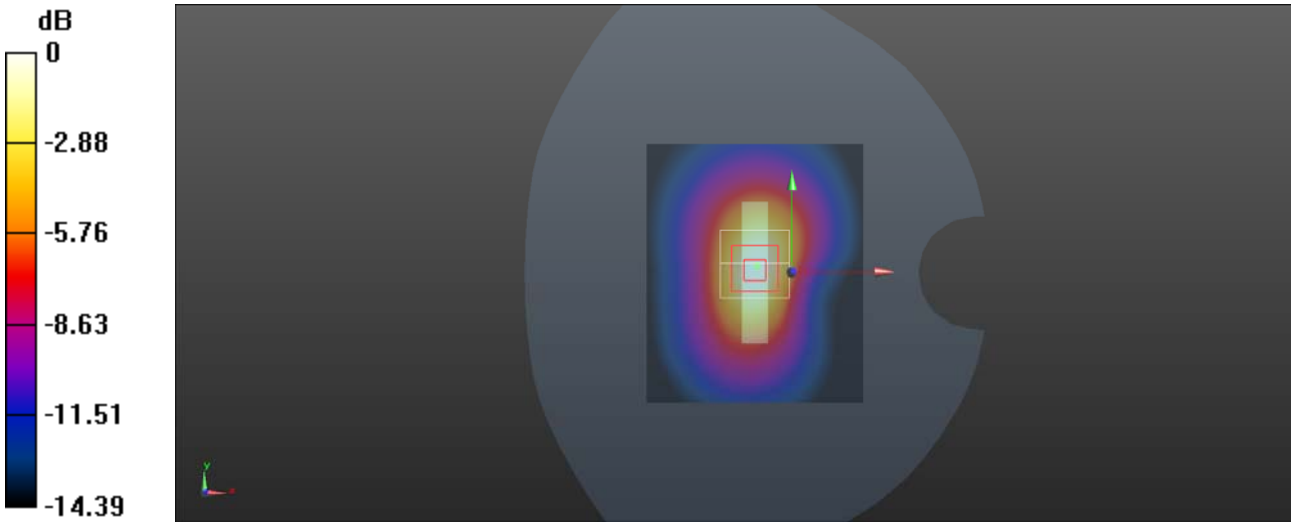


0 dB = 0.576 W/kg = -2.40 dBW/kg

**Plot 59#:**

**LTE Band 4 Head Left Cheek 1RB Mid**

**DUT: X620**

Communication System: UID 0, Generic FDD-LTE (0); Frequency: 1732.5 MHz;Duty Cycle: 1:1
Medium: HBBL600-10000V6 Medium parameters used (interpolated): f = 1732.5 MHz; $\sigma$ = 1.378 S/m; $\varepsilon_r$ = 39.034; $\rho$ = 1000 kg/m$^3$

DASY5 Configuration:
- Probe: EX3DV4 - SN7522; ConvF(8.16, 8.16, 8.16) @ 1732.5 MHz; Calibrated: 2021/4/19
- Sensor-Surface: 4mm (Mechanical Surface Detection)
- Electronics: DAE4 Sn1354; Calibrated: 2021/9/1
- Phantom: Head model; Type: QD000P40CD; Serial: TP:1744
- Measurement SW: DASY52, Version 52.10 (4); SEMCAD X Version 14.6.14 (7501)

**Head Left Cheek/LTE Band 4 1RB Mid/Area Scan (71x91x1):** Interpolated grid: dx=1.500 mm, dy=1.500 mm
Maximum value of SAR (interpolated) = 0.312 W/kg

**Head Left Cheek/LTE Band 4 1RB Mid/Zoom Scan (5x5x7)/Cube 0:** Measurement grid: dx=8mm, dy=8mm, dz=5mm
Reference Value = 5.612 V/m; Power Drift = 0.09 dB
Peak SAR (extrapolated) = 0.309 W/kg
**SAR(1 g) = 0.241 W/kg; SAR(10 g) = 0.170 W/kg**
Maximum value of SAR (measured) = 0.249 W/kg

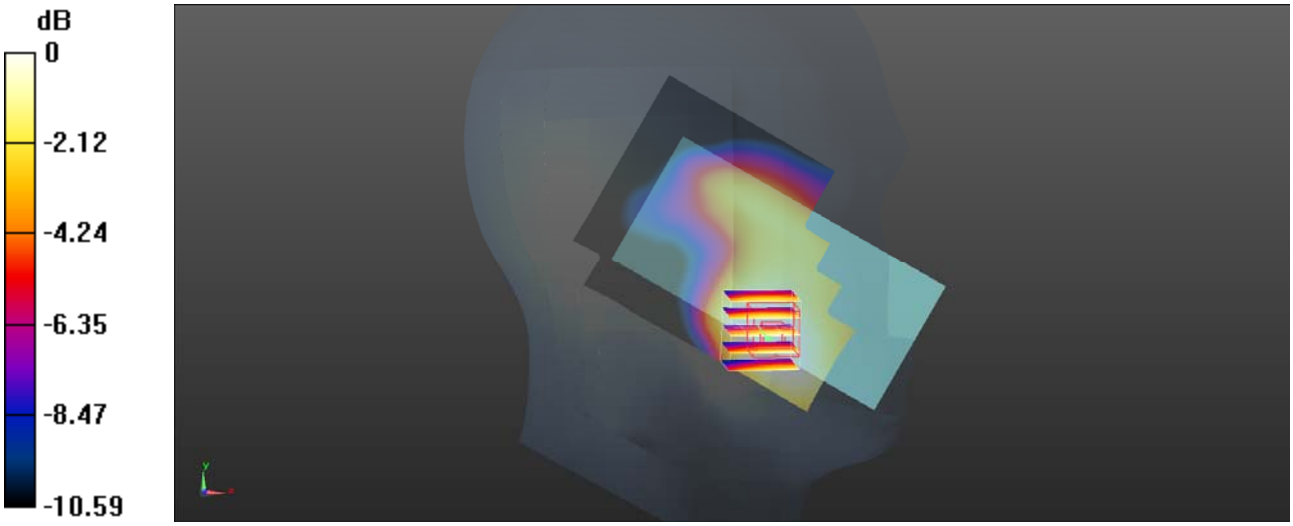


0 dB = 0.249 W/kg = -6.04 dBW/kg

**Plot 60#:**

**LTE Band 4 Head Left Cheek 50%RB Mid**

**DUT: X620**

Communication System: UID 0, Generic FDD-LTE (0); Frequency: 1732.5 MHz;Duty Cycle: 1:1
Medium: HBBL600-10000V6 Medium parameters used (interpolated): f = 1732.5 MHz; $\sigma$ = 1.378 S/m; $\varepsilon_r$ = 39.034; $\rho$ = 1000 kg/m$^3$

DASY5 Configuration:
- Probe: EX3DV4 - SN7522; ConvF(8.16, 8.16, 8.16) @ 1732.5 MHz; Calibrated: 2021/4/19
- Sensor-Surface: 4mm (Mechanical Surface Detection)
- Electronics: DAE4 Sn1354; Calibrated: 2021/9/1
- Phantom: Head model; Type: QD000P40CD; Serial: TP:1744
- Measurement SW: DASY52, Version 52.10 (4); SEMCAD X Version 14.6.14 (7501)

**Head Left Cheek/LTE Band 4 50%RB Mid/Area Scan (71x91x1):** Interpolated grid: dx=1.500 mm, dy=1.500 mm
Maximum value of SAR (interpolated) = 0.249 W/kg

**Head Left Cheek/LTE Band 4 50%RB Mid/Zoom Scan (5x5x7)/Cube 0:** Measurement grid: dx=8mm, dy=8mm, dz=5mm
Reference Value = 4.359 V/m; Power Drift = 0.08 dB
Peak SAR (extrapolated) = 0.249 W/kg
**SAR(1 g) = 0.192 W/kg; SAR(10 g) = 0.135 W/kg**
Maximum value of SAR (measured) = 0.200 W/kg

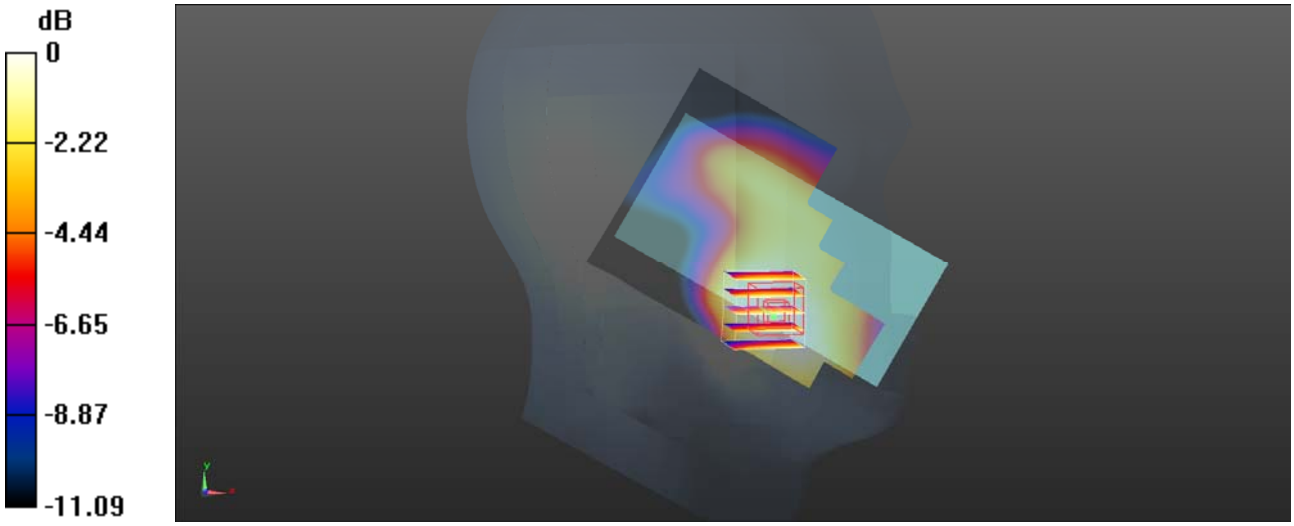


0 dB = 0.200 W/kg = -6.99 dBW/kg

**Plot 61#:**

**LTE Band 4 Head Left Tilt 1RB Mid**

**DUT: X620**

Communication System: UID 0, Generic FDD-LTE (0); Frequency: 1732.5 MHz;Duty Cycle: 1:1
Medium: HBBL600-10000V6 Medium parameters used (interpolated): f = 1732.5 MHz; $\sigma$ = 1.378 S/m; $\varepsilon_r$ = 39.034; $\rho$ = 1000 kg/m$^3$

DASY5 Configuration:
- Probe: EX3DV4 - SN7522; ConvF(8.16, 8.16, 8.16) @ 1732.5 MHz; Calibrated: 2021/4/19
- Sensor-Surface: 4mm (Mechanical Surface Detection)
- Electronics: DAE4 Sn1354; Calibrated: 2021/9/1
- Phantom: Head model; Type: QD000P40CD; Serial: TP:1744
- Measurement SW: DASY52, Version 52.10 (4); SEMCAD X Version 14.6.14 (7501)

**Head Left Tilt/LTE Band 4 1RB Mid/Area Scan (71x91x1):** Interpolated grid: dx=1.500 mm, dy=1.500 mm
Maximum value of SAR (interpolated) = 0.199 W/kg

**Head Left Tilt/LTE Band 4 1RB Mid/Zoom Scan (5x5x7)/Cube 0:** Measurement grid: dx=8mm, dy=8mm, dz=5mm
Reference Value = 9.478 V/m; Power Drift = 0.07 dB
Peak SAR (extrapolated) = 0.218 W/kg
**SAR(1 g) = 0.138 W/kg; SAR(10 g) = 0.095 W/kg**
Maximum value of SAR (measured) = 0.139 W/kg

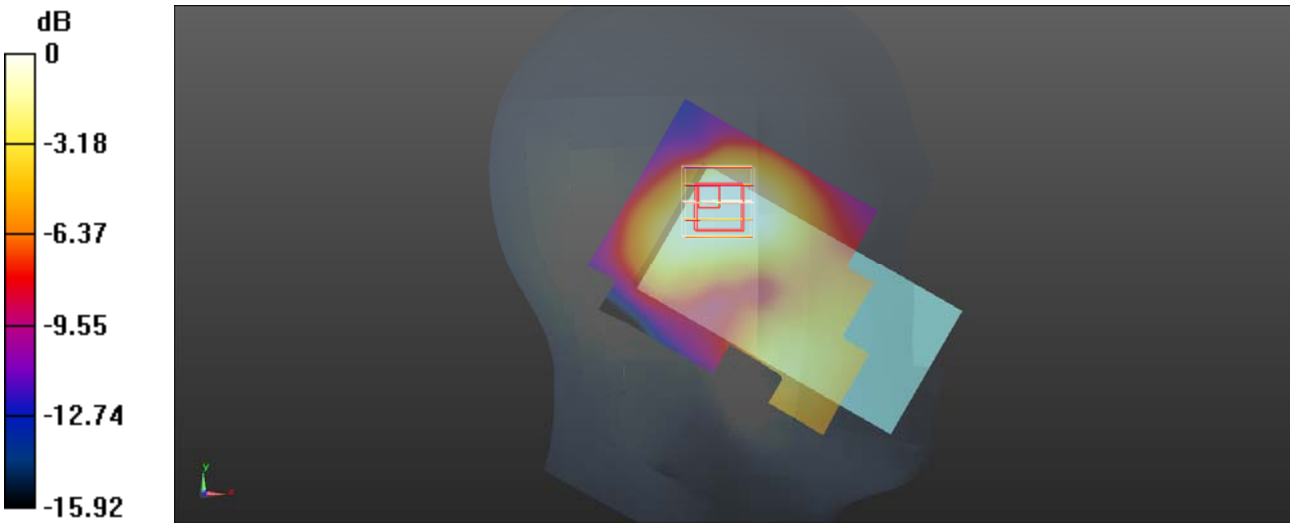


0 dB = 0.139 W/kg = -8.57 dBW/kg

**Plot 62#:**

**LTE Band 4 Head Left Tilt 50%RB Mid**

**DUT: X620**

Communication System: UID 0, Generic FDD-LTE (0); Frequency: 1732.5 MHz;Duty Cycle: 1:1
Medium: HBBL600-10000V6 Medium parameters used (interpolated): f = 1732.5 MHz; $\sigma$ = 1.378 S/m; $\varepsilon_r$ = 39.034; $\rho$ = 1000 kg/m$^3$

DASY5 Configuration:
- Probe: EX3DV4 - SN7522; ConvF(8.16, 8.16, 8.16) @ 1732.5 MHz; Calibrated: 2021/4/19
- Sensor-Surface: 4mm (Mechanical Surface Detection)
- Electronics: DAE4 Sn1354; Calibrated: 2021/9/1
- Phantom: Head model; Type: QD000P40CD; Serial: TP:1744
- Measurement SW: DASY52, Version 52.10 (4); SEMCAD X Version 14.6.14 (7501)

**Head Left Tilt/LTE Band 4 50%RB Mid/Area Scan (71x91x1):** Interpolated grid: dx=1.500 mm, dy=1.500 mm
Maximum value of SAR (interpolated) = 0.149 W/kg

**Head Left Tilt/LTE Band 4 50%RB Mid/Zoom Scan (5x5x7)/Cube 0:** Measurement grid: dx=8mm, dy=8mm, dz=5mm
Reference Value = 8.151 V/m; Power Drift = 0.11 dB
Peak SAR (extrapolated) = 0.166 W/kg
**SAR(1 g) = 0.104 W/kg; SAR(10 g) = 0.072 W/kg**
Maximum value of SAR (measured) = 0.104 W/kg

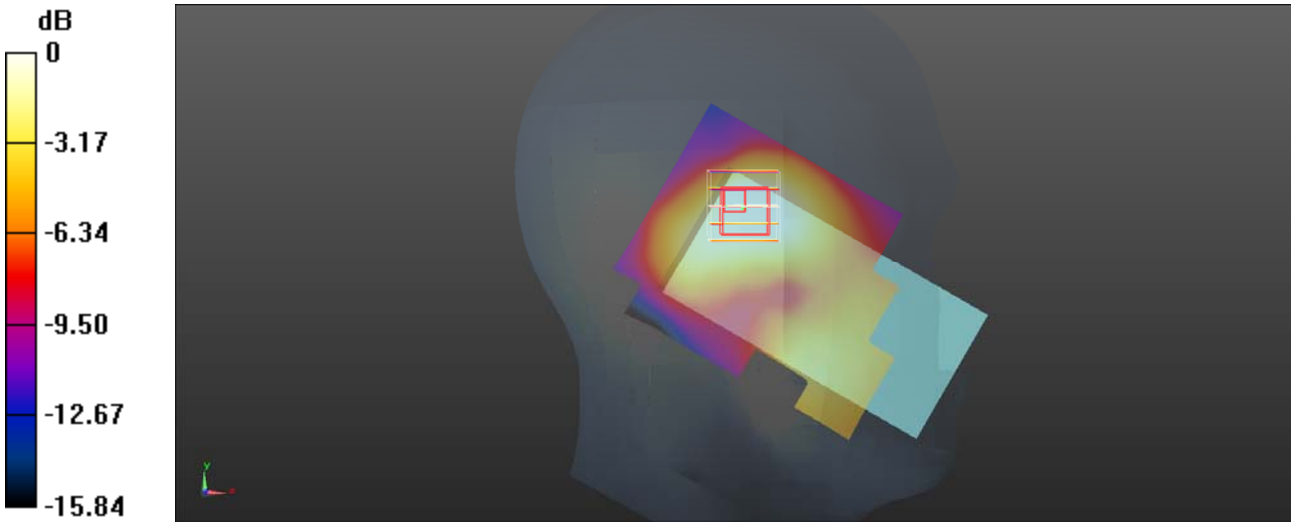


0 dB = 0.104 W/kg = -9.83 dBW/kg

**Plot 63#:**

**LTE Band 4 Head Right Cheek 1RB Mid**

**DUT: X620**

Communication System: UID 0, Generic FDD-LTE (0); Frequency: 1732.5 MHz;Duty Cycle: 1:1
Medium: HBBL600-10000V6 Medium parameters used (interpolated): f = 1732.5 MHz; $\sigma$ = 1.378 S/m; $\varepsilon_r$ = 39.034; $\rho$ = 1000 kg/m$^3$

DASY5 Configuration:
- Probe: EX3DV4 - SN7522; ConvF(8.16, 8.16, 8.16) @ 1732.5 MHz; Calibrated: 2021/4/19
- Sensor-Surface: 4mm (Mechanical Surface Detection)
- Electronics: DAE4 Sn1354; Calibrated: 2021/9/1
- Phantom: Head model; Type: QD000P40CD; Serial: TP:1744
- Measurement SW: DASY52, Version 52.10 (4); SEMCAD X Version 14.6.14 (7501)

**Head Right Cheek/LTE Band 4 1RB Mid/Area Scan (71x91x1):** Interpolated grid: dx=1.500 mm, dy=1.500 mm
Maximum value of SAR (interpolated) = 0.199 W/kg

**Head Right Cheek/LTE Band 4 1RB Mid/Zoom Scan (5x5x7)/Cube 0:** Measurement grid: dx=8mm, dy=8mm, dz=5mm
Reference Value = 5.187 V/m; Power Drift = 0.05 dB
Peak SAR (extrapolated) = 0.322 W/kg
**SAR(1 g) = 0.234 W/kg; SAR(10 g) = 0.155 W/kg**
Maximum value of SAR (measured) = 0.240 W/kg




0 dB = 0.240 W/kg = -6.20 dBW/kg

**Plot 64#:**

**LTE Band 4 Head Right Cheek 50%RB Mid**

**DUT: X620**

Communication System: UID 0, Generic FDD-LTE (0); Frequency: 1732.5 MHz;Duty Cycle: 1:1
Medium: HBBL600-10000V6 Medium parameters used (interpolated): f = 1732.5 MHz; $\sigma$ = 1.378 S/m; $\varepsilon_r$ = 39.034; $\rho$ = 1000 kg/m$^3$

DASY5 Configuration:
- Probe: EX3DV4 - SN7522; ConvF(8.16, 8.16, 8.16) @ 1732.5 MHz; Calibrated: 2021/4/19
- Sensor-Surface: 4mm (Mechanical Surface Detection)
- Electronics: DAE4 Sn1354; Calibrated: 2021/9/1
- Phantom: Head model; Type: QD000P40CD; Serial: TP:1744
- Measurement SW: DASY52, Version 52.10 (4); SEMCAD X Version 14.6.14 (7501)

**Head Right Cheek/LTE Band 4 50%RB Mid/Area Scan (71x91x1):** Interpolated grid: dx=1.500 mm, dy=1.500 mm
Maximum value of SAR (interpolated) = 0.207 W/kg

**Head Right Cheek/LTE Band 4 50%RB Mid/Zoom Scan (5x5x7)/Cube 0:** Measurement grid: dx=8mm, dy=8mm, dz=5mm
Reference Value = 4.930 V/m; Power Drift = 0.06 dB
Peak SAR (extrapolated) = 0.309 W/kg
**SAR(1 g) = 0.225 W/kg; SAR(10 g) = 0.151 W/kg**
Maximum value of SAR (measured) = 0.230 W/kg

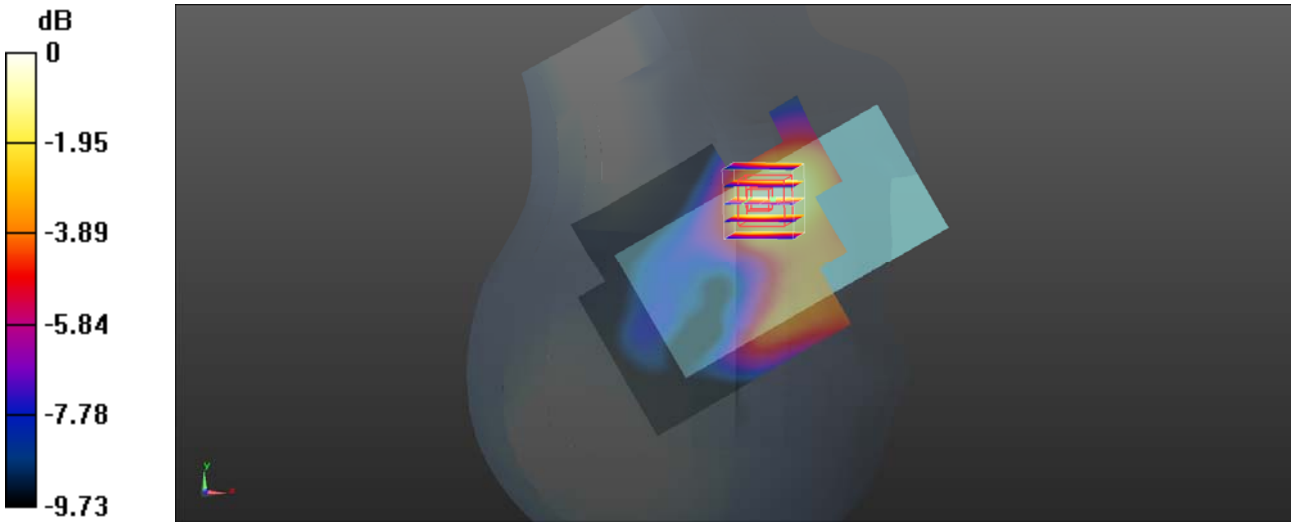


0 dB = 0.230 W/kg = -6.38 dBW/kg

**Plot 65#:**

**LTE Band 4 Head Right Tilt 1RB Mid**

**DUT: X620**

Communication System: UID 0, Generic FDD-LTE (0); Frequency: 1732.5 MHz;Duty Cycle: 1:1
Medium: HBBL600-10000V6 Medium parameters used (interpolated): f = 1732.5 MHz; σ = 1.378 S/m; $\varepsilon_r$ = 39.034; ρ = 1000 kg/m$^3$

DASY5 Configuration:
- Probe: EX3DV4 - SN7522; ConvF(8.16, 8.16, 8.16) @ 1732.5 MHz; Calibrated: 2021/4/19
- Sensor-Surface: 4mm (Mechanical Surface Detection)
- Electronics: DAE4 Sn1354; Calibrated: 2021/9/1
- Phantom: Head model; Type: QD000P40CD; Serial: TP:1744
- Measurement SW: DASY52, Version 52.10 (4); SEMCAD X Version 14.6.14 (7501)

**Head Right Tilt/LTE Band 4 1RB Mid/Area Scan (71x91x1):** Interpolated grid: dx=1.500 mm, dy=1.500 mm
Maximum value of SAR (interpolated) = 0.150 W/kg

**Head Right Tilt/LTE Band 4 1RB Mid/Zoom Scan (5x5x7)/Cube 0:** Measurement grid: dx=8mm, dy=8mm, dz=5mm
Reference Value = 9.319 V/m; Power Drift = 0.04 dB
Peak SAR (extrapolated) = 0.145 W/kg
**SAR(1 g) = 0.108 W/kg; SAR(10 g) = 0.076 W/kg**
Maximum value of SAR (measured) = 0.112 W/kg

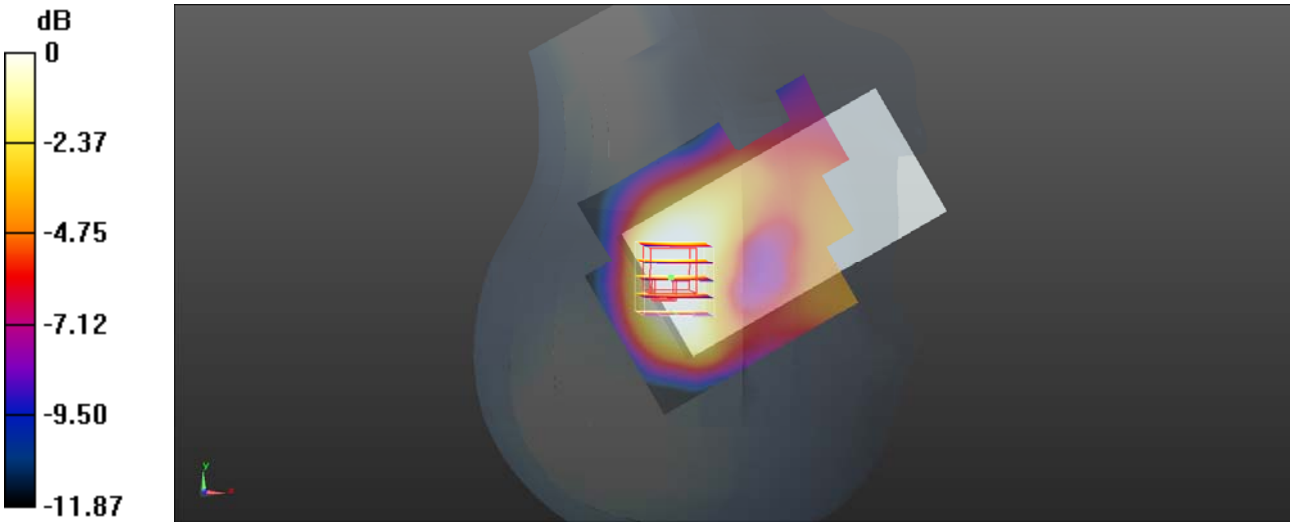


0 dB = 0.112 W/kg = -9.51 dBW/kg

**Plot 66#:**

**LTE Band 4 Head Right Tilt 50%RB Mid**

**DUT: X620**

Communication System: UID 0, Generic FDD-LTE (0); Frequency: 1732.5 MHz;Duty Cycle: 1:1
Medium: HBBL600-10000V6 Medium parameters used (interpolated): f = 1732.5 MHz; $\sigma$ = 1.378 S/m; $\varepsilon_r$ = 39.034; $\rho$ = 1000 kg/m$^3$

DASY5 Configuration:
- Probe: EX3DV4 - SN7522; ConvF(8.16, 8.16, 8.16) @ 1732.5 MHz; Calibrated: 2021/4/19
- Sensor-Surface: 4mm (Mechanical Surface Detection)
- Electronics: DAE4 Sn1354; Calibrated: 2021/9/1
- Phantom: Head model; Type: QD000P40CD; Serial: TP:1744
- Measurement SW: DASY52, Version 52.10 (4); SEMCAD X Version 14.6.14 (7501)

**Head Right Tilt/LTE Band 4 50%RB Mid/Area Scan (71x91x1):** Interpolated grid: dx=1.500 mm, dy=1.500 mm
Maximum value of SAR (interpolated) = 0.116 W/kg

**Head Right Tilt/LTE Band 4 50%RB Mid/Zoom Scan (5x5x7)/Cube 0:** Measurement grid: dx=8mm, dy=8mm, dz=5mm
Reference Value = 8.215 V/m; Power Drift = 0.10 dB
Peak SAR (extrapolated) = 0.116 W/kg
**SAR(1 g) = 0.083 W/kg; SAR(10 g) = 0.057 W/kg**
Maximum value of SAR (measured) = 0.0867 W/kg

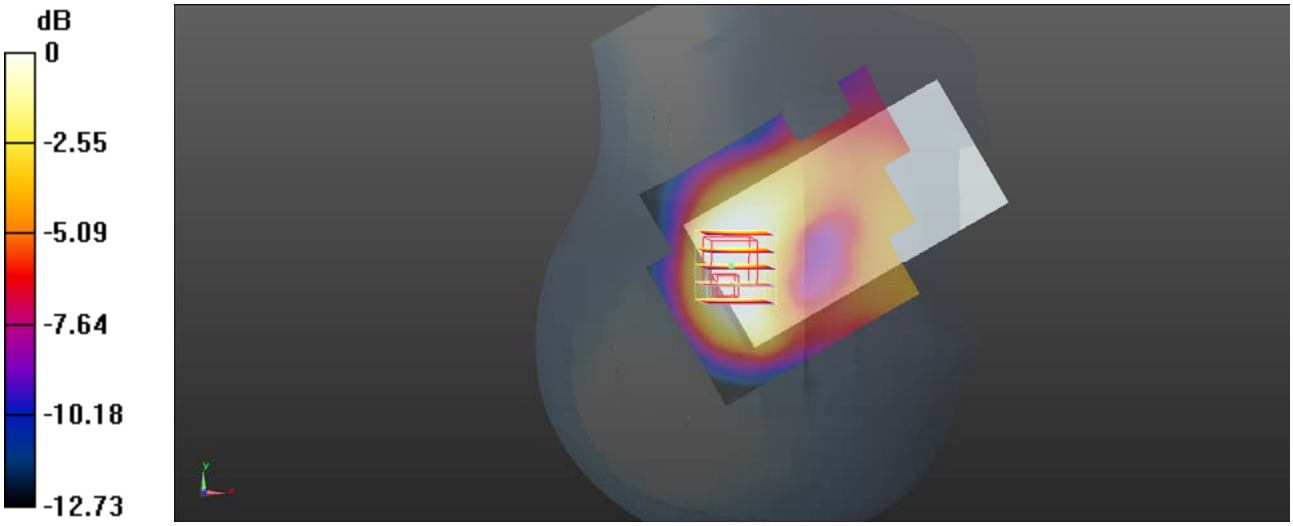


0 dB = 0.0867 W/kg = -10.62 dBW/kg

**Plot 67#:**

**LTE Band 4 Body Back 1RB Mid**

**DUT: X620**

Communication System: UID 0, Generic FDD-LTE (0); Frequency: 1732.5 MHz;Duty Cycle: 1:1
Medium: HBBL600-10000V6 Medium parameters used (interpolated): f = 1732.5 MHz; σ = 1.378 S/m; $\varepsilon_r$ = 39.034; ρ = 1000 kg/m$^3$

DASY5 Configuration:
- Probe: EX3DV4 - SN7522; ConvF(8.16, 8.16, 8.16) @ 1732.5 MHz; Calibrated: 2021/4/19
- Sensor-Surface: 4mm (Mechanical Surface Detection)
- Electronics: DAE4 Sn1354; Calibrated: 2021/9/1
- Phantom: Head model; Type: QD000P40CD; Serial: TP:1744
- Measurement SW: DASY52, Version 52.10 (4); SEMCAD X Version 14.6.14 (7501)

**Body Back/LTE Band 4 1RB Mid/Area Scan (71x91x1):** Interpolated grid: dx=1.500 mm, dy=1.500 mm
Maximum value of SAR (interpolated) = 0.614 W/kg

**Body Back/LTE Band 4 1RB Mid/Zoom Scan (5x5x7)/Cube 0:** Measurement grid: dx=8mm, dy=8mm, dz=5mm
Reference Value = 17.40 V/m; Power Drift = -0.11 dB
Peak SAR (extrapolated) = 0.853 W/kg
**SAR(1 g) = 0.567 W/kg; SAR(10 g) = 0.353 W/kg**
Maximum value of SAR (measured) = 0.584 W/kg

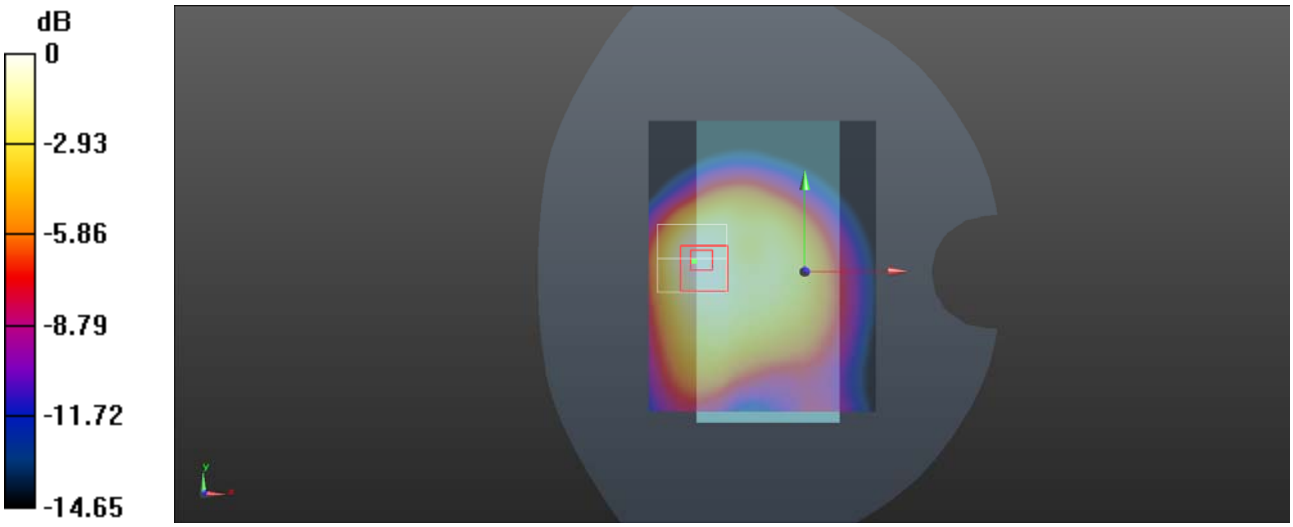


0 dB = 0.584 W/kg = -2.34 dBW/kg

**Plot 68#:**

**LTE Band 4 Body Back 50%RB Mid**

**DUT: X620**

Communication System: UID 0, Generic FDD-LTE (0); Frequency: 1732.5 MHz;Duty Cycle: 1:1
Medium: HBBL600-10000V6 Medium parameters used (interpolated): f = 1732.5 MHz; σ = 1.378 S/m; $\varepsilon_r$ = 39.034; ρ = 1000 kg/m$^3$

DASY5 Configuration:
- Probe: EX3DV4 - SN7522; ConvF(8.16, 8.16, 8.16) @ 1732.5 MHz; Calibrated: 2021/4/19
- Sensor-Surface: 4mm (Mechanical Surface Detection)
- Electronics: DAE4 Sn1354; Calibrated: 2021/9/1
- Phantom: Head model; Type: QD000P40CD; Serial: TP:1744
- Measurement SW: DASY52, Version 52.10 (4); SEMCAD X Version 14.6.14 (7501)

**Body Back/LTE Band 4 50%RB Mid/Area Scan (71x91x1):** Interpolated grid: dx=1.500 mm, dy=1.500 mm
Maximum value of SAR (interpolated) = 0.512 W/kg

**Body Back/LTE Band 4 50%RB Mid/Zoom Scan (5x5x7)/Cube 0:** Measurement grid: dx=8mm, dy=8mm, dz=5mm
Reference Value = 16.31 V/m; Power Drift = -0.17 dB
Peak SAR (extrapolated) = 0.742 W/kg
**SAR(1 g) = 0.492 W/kg; SAR(10 g) = 0.306 W/kg**
Maximum value of SAR (measured) = 0.517 W/kg

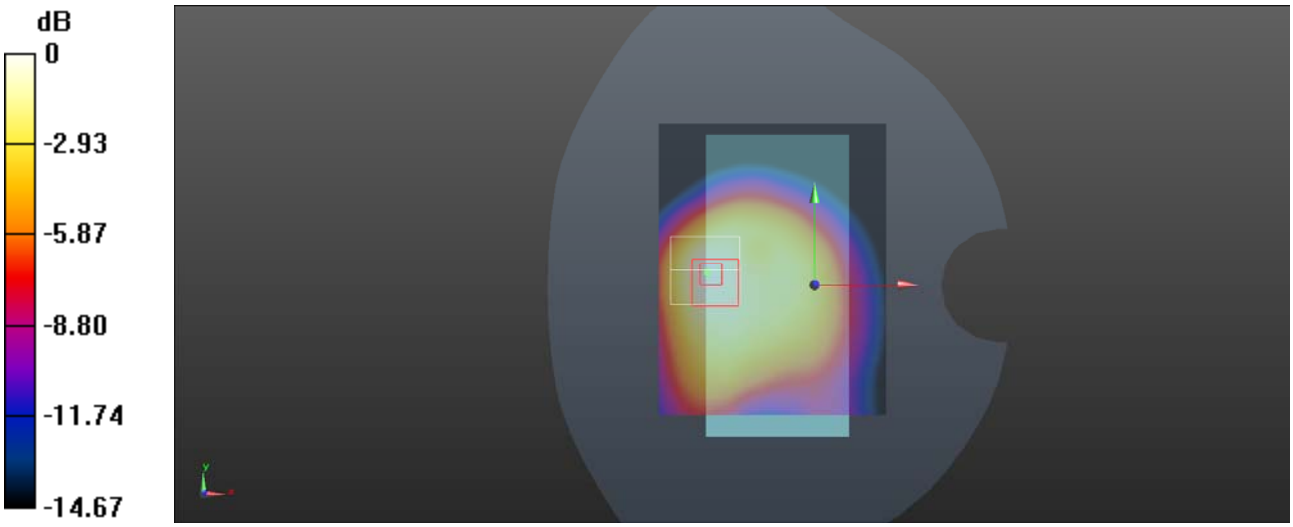


0 dB = 0.517 W/kg = -2.87 dBW/kg

**Plot 69#:**

**LTE Band 4 Body Left 1RB Mid**

**DUT: X620**

Communication System: UID 0, Generic FDD-LTE (0); Frequency: 1732.5 MHz;Duty Cycle: 1:1
Medium: HBBL600-10000V6 Medium parameters used (interpolated): f = 1732.5 MHz; σ = 1.378 S/m; $\varepsilon_r$ = 39.034; ρ = 1000 kg/m$^3$

DASY5 Configuration:
- Probe: EX3DV4 - SN7522; ConvF(8.16, 8.16, 8.16) @ 1732.5 MHz; Calibrated: 2021/4/19
- Sensor-Surface: 4mm (Mechanical Surface Detection)
- Electronics: DAE4 Sn1354; Calibrated: 2021/9/1
- Phantom: Head model; Type: QD000P40CD; Serial: TP:1744
- Measurement SW: DASY52, Version 52.10 (4); SEMCAD X Version 14.6.14 (7501)

**Body Left/LTE Band 4 1RB Mid/Area Scan (101x121x1):** Interpolated grid: dx=1.000 mm, dy=1.000 mm
Maximum value of SAR (interpolated) = 0.253 W/kg

**Body Left/LTE Band 4 1RB Mid/Zoom Scan (5x5x7)/Cube 0:** Measurement grid: dx=8mm, dy=8mm, dz=5mm
Reference Value = 12.11 V/m; Power Drift = -0.04 dB
Peak SAR (extrapolated) = 0.352 W/kg
**SAR(1 g) = 0.240 W/kg; SAR(10 g) = 0.151 W/kg**
Maximum value of SAR (measured) = 0.254 W/kg

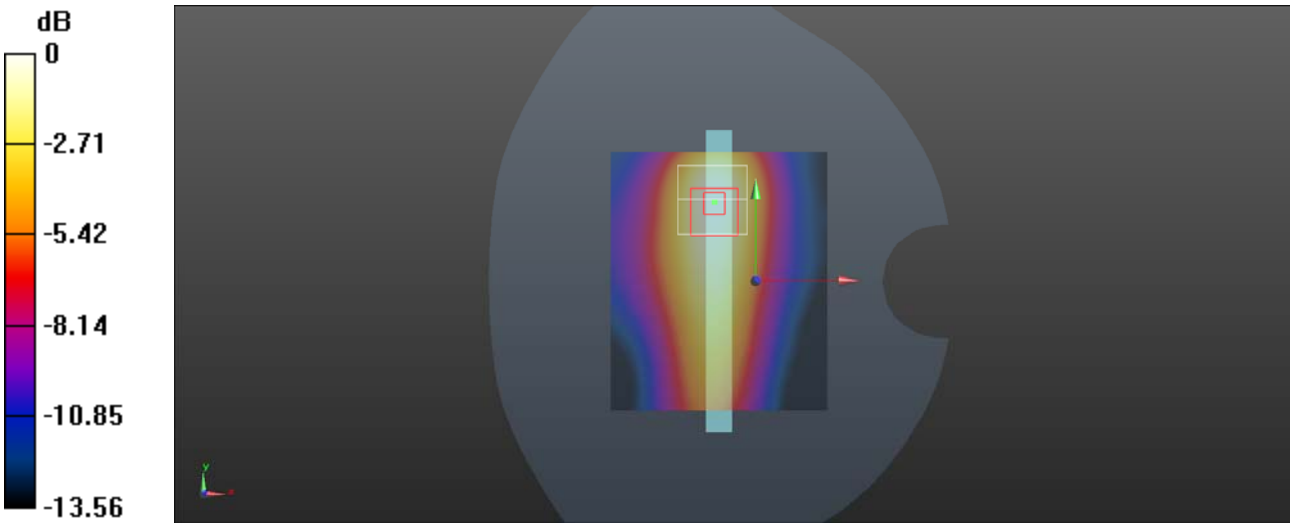


0 dB = 0.254 W/kg = -5.95 dBW/kg

**Plot 70#:**

**LTE Band 4 Body Left 50%RB Mid**

**DUT: X620**

Communication System: UID 0, Generic FDD-LTE (0); Frequency: 1732.5 MHz;Duty Cycle: 1:1
Medium: HBBL600-10000V6 Medium parameters used (interpolated): f = 1732.5 MHz; σ = 1.378 S/m; $\varepsilon_r$ = 39.034; ρ = 1000 kg/m$^3$

DASY5 Configuration:
- Probe: EX3DV4 - SN7522; ConvF(8.16, 8.16, 8.16) @ 1732.5 MHz; Calibrated: 2021/4/19
- Sensor-Surface: 4mm (Mechanical Surface Detection)
- Electronics: DAE4 Sn1354; Calibrated: 2021/9/1
- Phantom: Head model; Type: QD000P40CD; Serial: TP:1744
- Measurement SW: DASY52, Version 52.10 (4); SEMCAD X Version 14.6.14 (7501)

**Body Left/LTE Band 4 50%RB Mid/Area Scan (101x121x1):** Interpolated grid: dx=1.000 mm, dy=1.000 mm
Maximum value of SAR (interpolated) = 0.272 W/kg

**Body Left/LTE Band 4 50%RB Mid/Zoom Scan (5x5x7)/Cube 0:** Measurement grid: dx=8mm, dy=8mm, dz=5mm
Reference Value = 13.07 V/m; Power Drift = -0.16 dB
Peak SAR (extrapolated) = 0.357 W/kg
**SAR(1 g) = 0.246 W/kg; SAR(10 g) = 0.155 W/kg**
Maximum value of SAR (measured) = 0.261 W/kg

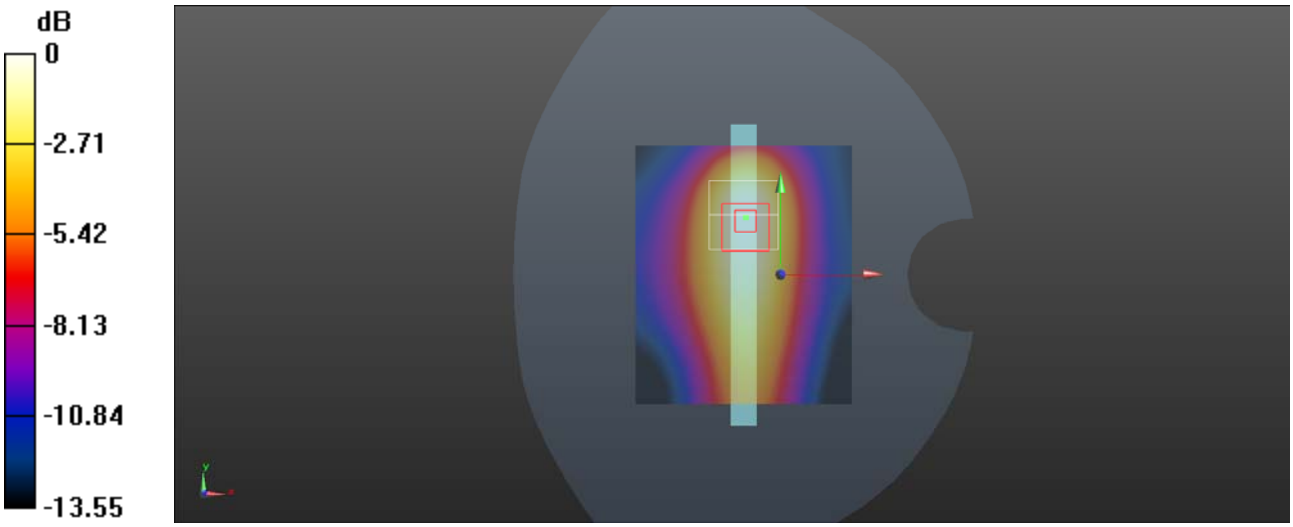


0 dB = 0.261 W/kg = -5.83 dBW/kg

**Plot 71#:**

**LTE Band 4 Body Right 1RB Mid**

**DUT: X620**

Communication System: UID 0, Generic FDD-LTE (0); Frequency: 1732.5 MHz;Duty Cycle: 1:1
Medium: HBBL600-10000V6 Medium parameters used (interpolated): f = 1732.5 MHz; σ = 1.378 S/m; $\varepsilon_r$ = 39.034; ρ = 1000 kg/m$^3$

DASY5 Configuration:
- Probe: EX3DV4 - SN7522; ConvF(8.16, 8.16, 8.16) @ 1732.5 MHz; Calibrated: 2021/4/19
- Sensor-Surface: 4mm (Mechanical Surface Detection)
- Electronics: DAE4 Sn1354; Calibrated: 2021/9/1
- Phantom: Head model; Type: QD000P40CD; Serial: TP:1744
- Measurement SW: DASY52, Version 52.10 (4); SEMCAD X Version 14.6.14 (7501)

**Body Right/LTE Band 4 1RB Mid/Area Scan (101x121x1):** Interpolated grid: dx=1.000 mm, dy=1.000 mm
Maximum value of SAR (interpolated) = 0.167 W/kg

**Body Right/LTE Band 4 1RB Mid/Zoom Scan (5x5x7)/Cube 0:** Measurement grid: dx=8mm, dy=8mm, dz=5mm
Reference Value = 9.309 V/m; Power Drift = 0.06 dB
Peak SAR (extrapolated) = 0.212 W/kg
**SAR(1 g) = 0.155 W/kg; SAR(10 g) = 0.102 W/kg**
Maximum value of SAR (measured) = 0.163 W/kg

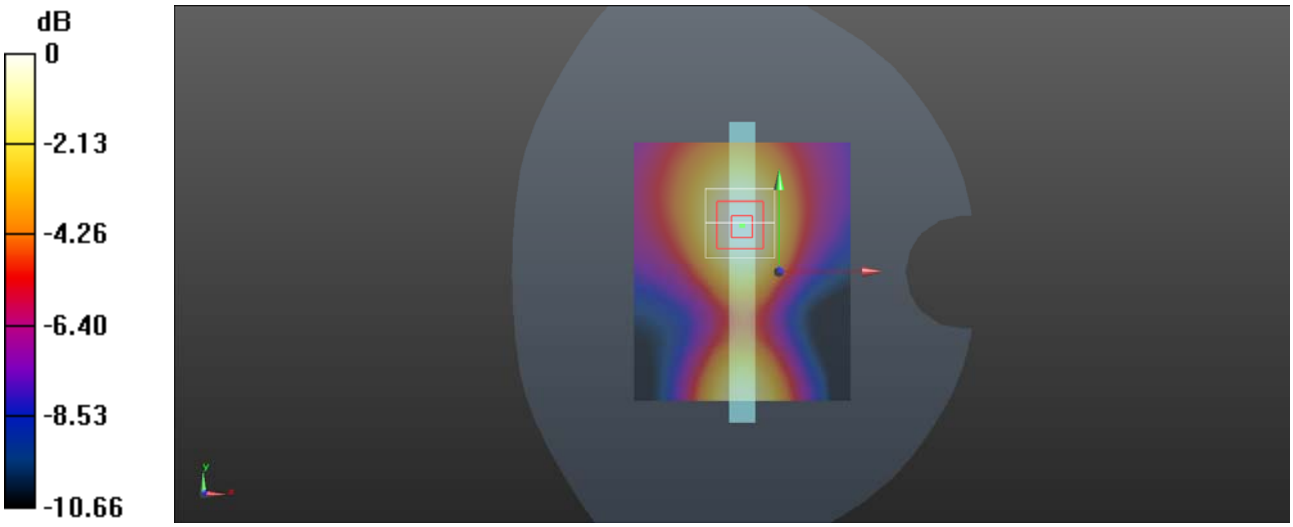


0 dB = 0.163 W/kg = -7.88 dBW/kg

**Plot 72#:**

**LTE Band 4 Body Right 50%RB Mid**

**DUT: X620**

Communication System: UID 0, Generic FDD-LTE (0); Frequency: 1732.5 MHz;Duty Cycle: 1:1
Medium: HBBL600-10000V6 Medium parameters used (interpolated): f = 1732.5 MHz; σ = 1.378 S/m; $\varepsilon_r$ = 39.034; ρ = 1000 kg/m$^3$

DASY5 Configuration:
- Probe: EX3DV4 - SN7522; ConvF(8.16, 8.16, 8.16) @ 1732.5 MHz; Calibrated: 2021/4/19
- Sensor-Surface: 4mm (Mechanical Surface Detection)
- Electronics: DAE4 Sn1354; Calibrated: 2021/9/1
- Phantom: Head model; Type: QD000P40CD; Serial: TP:1744
- Measurement SW: DASY52, Version 52.10 (4); SEMCAD X Version 14.6.14 (7501)

**Body Right/LTE Band 4 50%RB Mid/Area Scan (101x121x1):** Interpolated grid: dx=1.000 mm, dy=1.000 mm
Maximum value of SAR (interpolated) = 0.131 W/kg

**Body Right/LTE Band 4 50%RB Mid/Zoom Scan (5x5x7)/Cube 0:** Measurement grid: dx=8mm, dy=8mm, dz=5mm
Reference Value = 8.217 V/m; Power Drift = 0.18 dB
Peak SAR (extrapolated) = 0.169 W/kg
**SAR(1 g) = 0.123 W/kg; SAR(10 g) = 0.081 W/kg**
Maximum value of SAR (measured) = 0.129 W/kg

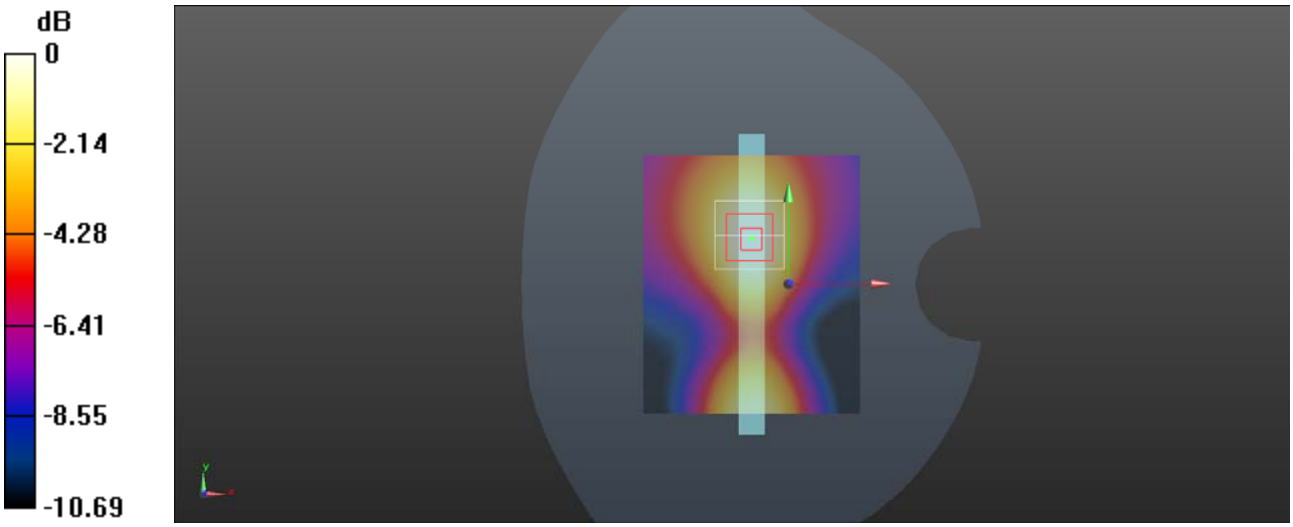


0 dB = 0.129 W/kg = -8.89 dBW/kg

**Plot 73#:**

**LTE Band 4 Body Bottom 1RB Mid**

**DUT: X620**

Communication System: UID 0, Generic FDD-LTE (0); Frequency: 1732.5 MHz;Duty Cycle: 1:1
Medium: HBBL600-10000V6 Medium parameters used (interpolated): f = 1732.5 MHz; σ = 1.378 S/m; $\varepsilon_r$ = 39.034; ρ = 1000 kg/m$^3$

DASY5 Configuration:
- Probe: EX3DV4 - SN7522; ConvF(8.16, 8.16, 8.16) @ 1732.5 MHz; Calibrated: 2021/4/19
- Sensor-Surface: 4mm (Mechanical Surface Detection)
- Electronics: DAE4 Sn1354; Calibrated: 2021/9/1
- Phantom: Head model; Type: QD000P40CD; Serial: TP:1744
- Measurement SW: DASY52, Version 52.10 (4); SEMCAD X Version 14.6.14 (7501)

**Body Bottom/LTE Band 4 1RB Mid/Area Scan (101x111x1):** Interpolated grid: dx=1.000 mm, dy=1.000 mm
Maximum value of SAR (interpolated) = 0.842 W/kg

**Body Bottom/LTE Band 4 1RB Mid/Zoom Scan (5x5x7)/Cube 0:** Measurement grid: dx=8mm, dy=8mm, dz=5mm
Reference Value = 25.47 V/m; Power Drift = -0.08 dB
Peak SAR (extrapolated) = 1.15 W/kg
**SAR(1 g) = 0.699 W/kg; SAR(10 g) = 0.434 W/kg**
Maximum value of SAR (measured) = 0.830 W/kg

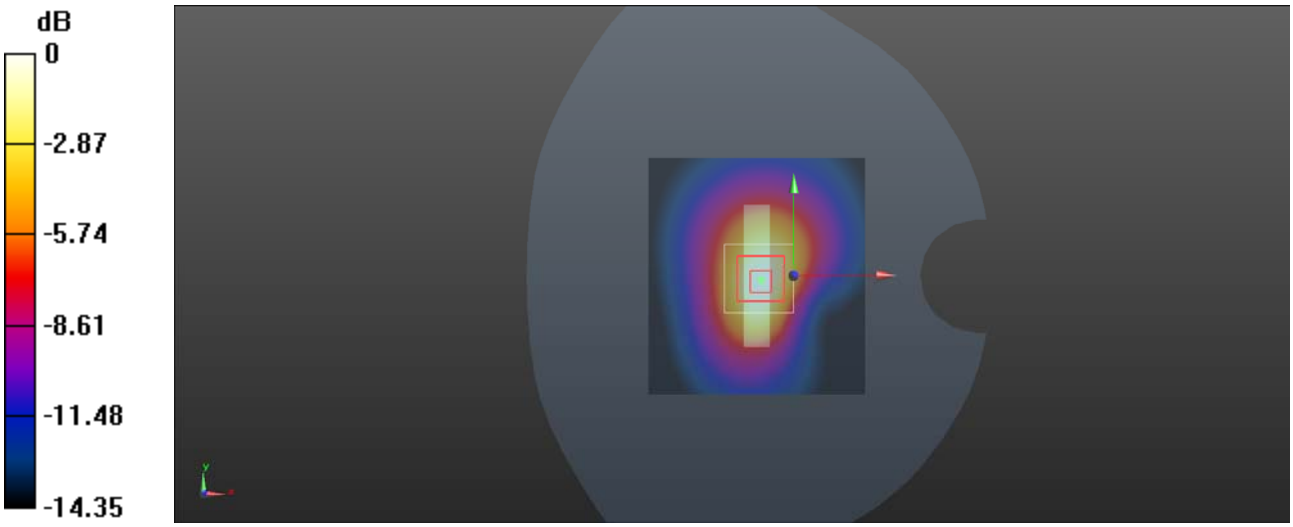


0 dB = 0.830 W/kg = -0.81 dBW/kg

**Plot 74#:**

**LTE Band 4 Body Bottom 50%RB Mid**

**DUT: X620**

Communication System: UID 0, Generic FDD-LTE (0); Frequency: 1732.5 MHz;Duty Cycle: 1:1
Medium: HBBL600-10000V6 Medium parameters used (interpolated): f = 1732.5 MHz; σ = 1.378 S/m; $\varepsilon_r$ = 39.034; ρ = 1000 kg/m$^3$

DASY5 Configuration:
- Probe: EX3DV4 - SN7522; ConvF(8.16, 8.16, 8.16) @ 1732.5 MHz; Calibrated: 2021/4/19
- Sensor-Surface: 4mm (Mechanical Surface Detection)
- Electronics: DAE4 Sn1354; Calibrated: 2021/9/1
- Phantom: Head model; Type: QD000P40CD; Serial: TP:1744
- Measurement SW: DASY52, Version 52.10 (4); SEMCAD X Version 14.6.14 (7501)

**Body Bottom/LTE Band 4 50%RB Mid/Area Scan (101x111x1):** Interpolated grid: dx=1.000 mm, dy=1.000 mm
Maximum value of SAR (interpolated) = 0.679 W/kg

**Body Bottom/LTE Band 4 50%RB Mid/Zoom Scan (5x5x7)/Cube 0:** Measurement grid: dx=8mm, dy=8mm, dz=5mm
Reference Value = 22.35 V/m; Power Drift = -0.12 dB
Peak SAR (extrapolated) = 0.933 W/kg
**SAR(1 g) = 0.615 W/kg; SAR(10 g) = 0.356 W/kg**
Maximum value of SAR (measured) = 0.667 W/kg

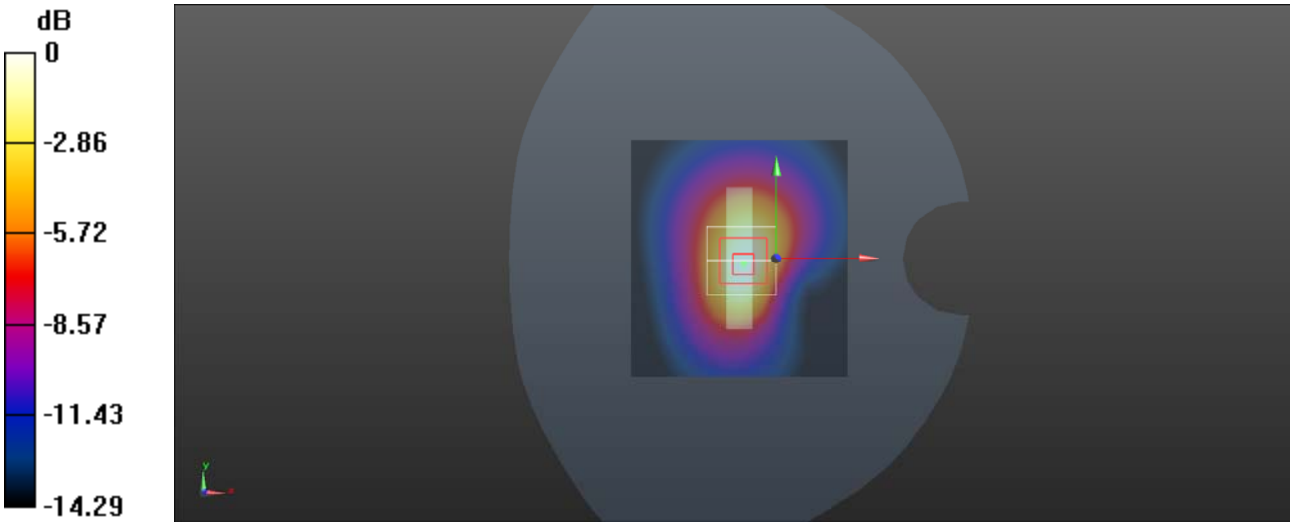


0 dB = 0.667 W/kg = -1.76 dBW/kg

**Plot 75#:**

**LTE Band 5 Head Left Cheek 1RB Mid**

**DUT: X620**

Communication System: UID 0, Generic FDD-LTE (0); Frequency: 836.5 MHz;Duty Cycle: 1:1
Medium: HBBL600-10000V6 Medium parameters used (interpolated): f = 836.5 MHz; $\sigma$ = 0.914 S/m; $\varepsilon_r$ = 42.638; $\rho$ = 1000 kg/m$^3$

DASY5 Configuration:
- Probe: EX3DV4 - SN7522; ConvF(9.39, 9.39, 9.39) @ 836.5 MHz; Calibrated: 2021/4/19
- Sensor-Surface: 4mm (Mechanical Surface Detection)
- Electronics: DAE4 Sn1354; Calibrated: 2021/9/1
- Phantom: Head model; Type: QD000P40CD; Serial: TP:1744
- Measurement SW: DASY52, Version 52.10 (4); SEMCAD X Version 14.6.14 (7501)

**Head Left Cheek/LTE Band 5 1RB Mid/Area Scan (71x91x1):** Interpolated grid: dx=1.500 mm, dy=1.500 mm
Maximum value of SAR (interpolated) = 0.181 W/kg

**Head Left Cheek/LTE Band 5 1RB Mid/Zoom Scan (5x5x7)/Cube 0:** Measurement grid: dx=8mm, dy=8mm, dz=5mm
Reference Value = 4.251 V/m; Power Drift = 0.06 dB
Peak SAR (extrapolated) = 0.161 W/kg
**SAR(1 g) = 0.143 W/kg; SAR(10 g) = 0.118 W/kg**
Maximum value of SAR (measured) = 0.147 W/kg




0 dB = 0.147 W/kg = -8.33 dBW/kg

**Plot 76#:**

**LTE Band 5 Head Left Cheek 50%RB Mid**

**DUT: X620**

Communication System: UID 0, Generic FDD-LTE (0); Frequency: 836.5 MHz;Duty Cycle: 1:1
Medium: HBBL600-10000V6 Medium parameters used (interpolated): f = 836.5 MHz; $\sigma$ = 0.914 S/m; $\varepsilon_r$ = 42.638; $\rho$ = 1000 kg/m$^3$

DASY5 Configuration:
- Probe: EX3DV4 - SN7522; ConvF(9.39, 9.39, 9.39) @ 836.5 MHz; Calibrated: 2021/4/19
- Sensor-Surface: 4mm (Mechanical Surface Detection)
- Electronics: DAE4 Sn1354; Calibrated: 2021/9/1
- Phantom: Head model; Type: QD000P40CD; Serial: TP:1744
- Measurement SW: DASY52, Version 52.10 (4); SEMCAD X Version 14.6.14 (7501)

**Head Left Cheek/LTE Band 5 50%RB Mid/Area Scan (71x91x1):** Interpolated grid: dx=1.500 mm, dy=1.500 mm
Maximum value of SAR (interpolated) = 0.152 W/kg

**Head Left Cheek/LTE Band 5 50%RB Mid/Zoom Scan (5x5x7)/Cube 0:** Measurement grid: dx=8mm, dy=8mm, dz=5mm
Reference Value = 4.408 V/m; Power Drift = -0.12 dB
Peak SAR (extrapolated) = 0.131 W/kg
**SAR(1 g) = 0.118 W/kg; SAR(10 g) = 0.098 W/kg**
Maximum value of SAR (measured) = 0.120 W/kg

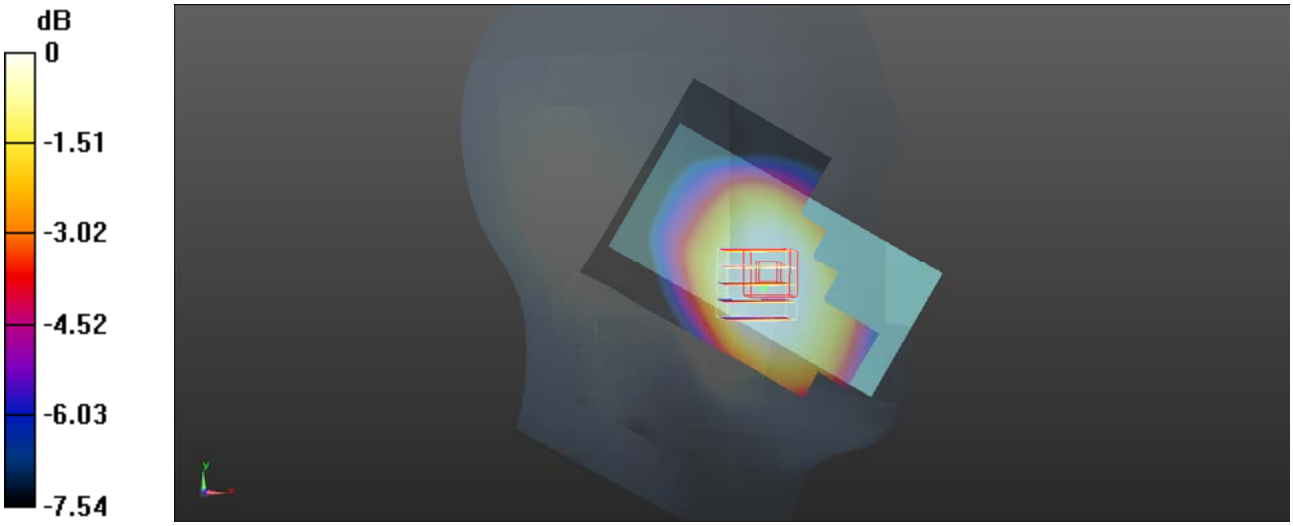


0 dB = 0.120 W/kg = -9.21 dBW/kg

**Plot 77#:**

**LTE Band 5 Head Left Tilt 1RB Mid**

**DUT: X620**

Communication System: UID 0, Generic FDD-LTE (0); Frequency: 836.5 MHz;Duty Cycle: 1:1
Medium: HBBL600-10000V6 Medium parameters used (interpolated): f = 836.5 MHz; $\sigma$ = 0.914 S/m; $\varepsilon_r$ = 42.638; $\rho$ = 1000 kg/m$^3$

DASY5 Configuration:
- Probe: EX3DV4 - SN7522; ConvF(9.39, 9.39, 9.39) @ 836.5 MHz; Calibrated: 2021/4/19
- Sensor-Surface: 4mm (Mechanical Surface Detection)
- Electronics: DAE4 Sn1354; Calibrated: 2021/9/1
- Phantom: Head model; Type: QD000P40CD; Serial: TP:1744
- Measurement SW: DASY52, Version 52.10 (4); SEMCAD X Version 14.6.14 (7501)

**Head Left Tilt/LTE Band 5 1RB Mid/Area Scan (71x91x1):** Interpolated grid: dx=1.500 mm, dy=1.500 mm
Maximum value of SAR (interpolated) = 0.0809 W/kg

**Head Left Tilt/LTE Band 5 1RB Mid/Zoom Scan (5x5x7)/Cube 0:** Measurement grid: dx=8mm, dy=8mm, dz=5mm
Reference Value = 7.094 V/m; Power Drift = 0.03 dB
Peak SAR (extrapolated) = 0.0690 W/kg
**SAR(1 g) = 0.065 W/kg; SAR(10 g) = 0.057 W/kg**
Maximum value of SAR (measured) = 0.0661 W/kg




0 dB = 0.0661 W/kg = -11.80 dBW/kg

**Plot 78#:**

**LTE Band 5 Head Left Tilt 50%RB Mid**

**DUT: X620**

Communication System: UID 0, Generic FDD-LTE (0); Frequency: 836.5 MHz;Duty Cycle: 1:1
Medium: HBBL600-10000V6 Medium parameters used (interpolated): f = 836.5 MHz; σ = 0.914 S/m; $\varepsilon_r$ = 42.638; ρ = 1000 kg/m$^3$

DASY5 Configuration:
- Probe: EX3DV4 - SN7522; ConvF(9.39, 9.39, 9.39) @ 836.5 MHz; Calibrated: 2021/4/19
- Sensor-Surface: 4mm (Mechanical Surface Detection)
- Electronics: DAE4 Sn1354; Calibrated: 2021/9/1
- Phantom: Head model; Type: QD000P40CD; Serial: TP:1744
- Measurement SW: DASY52, Version 52.10 (4); SEMCAD X Version 14.6.14 (7501)

**Head Left Tilt/LTE Band 5 50%RB Mid/Area Scan (71x91x1):** Interpolated grid: dx=1.500 mm, dy=1.500 mm
Maximum value of SAR (interpolated) = 0.0665 W/kg

**Head Left Tilt/LTE Band 5 50%RB Mid/Zoom Scan (5x5x7)/Cube 0:** Measurement grid: dx=8mm, dy=8mm, dz=5mm
Reference Value = 6.292 V/m; Power Drift = 0.07 dB
Peak SAR (extrapolated) = 0.0560 W/kg
**SAR(1 g) = 0.053 W/kg; SAR(10 g) = 0.047 W/kg**
Maximum value of SAR (measured) = 0.0541 W/kg




0 dB = 0.0541 W/kg = -12.67 dBW/kg

**Plot 79#:**

**LTE Band 5 Head Right Cheek 1RB Mid**

**DUT: X620**

Communication System: UID 0, Generic FDD-LTE (0); Frequency: 836.5 MHz;Duty Cycle: 1:1
Medium: HBBL600-10000V6 Medium parameters used (interpolated): f = 836.5 MHz; $\sigma$ = 0.914 S/m; $\varepsilon_r$ = 42.638; $\rho$ = 1000 kg/m$^3$

DASY5 Configuration:
- Probe: EX3DV4 - SN7522; ConvF(9.39, 9.39, 9.39) @ 836.5 MHz; Calibrated: 2021/4/19
- Sensor-Surface: 4mm (Mechanical Surface Detection)
- Electronics: DAE4 Sn1354; Calibrated: 2021/9/1
- Phantom: Head model; Type: QD000P40CD; Serial: TP:1744
- Measurement SW: DASY52, Version 52.10 (4); SEMCAD X Version 14.6.14 (7501)

**Head Right Cheek/LTE Band 5 1RB Mid/Area Scan (71x91x1):** Interpolated grid: dx=1.500 mm, dy=1.500 mm
Maximum value of SAR (interpolated) = 0.166 W/kg

**Head Right Cheek/LTE Band 5 1RB Mid/Zoom Scan (5x5x7)/Cube 0:** Measurement grid: dx=8mm, dy=8mm, dz=5mm
Reference Value = 3.611 V/m; Power Drift = 0.10 dB
Peak SAR (extrapolated) = 0.206 W/kg
**SAR(1 g) = 0.182 W/kg; SAR(10 g) = 0.146 W/kg**
Maximum value of SAR (measured) = 0.185 W/kg

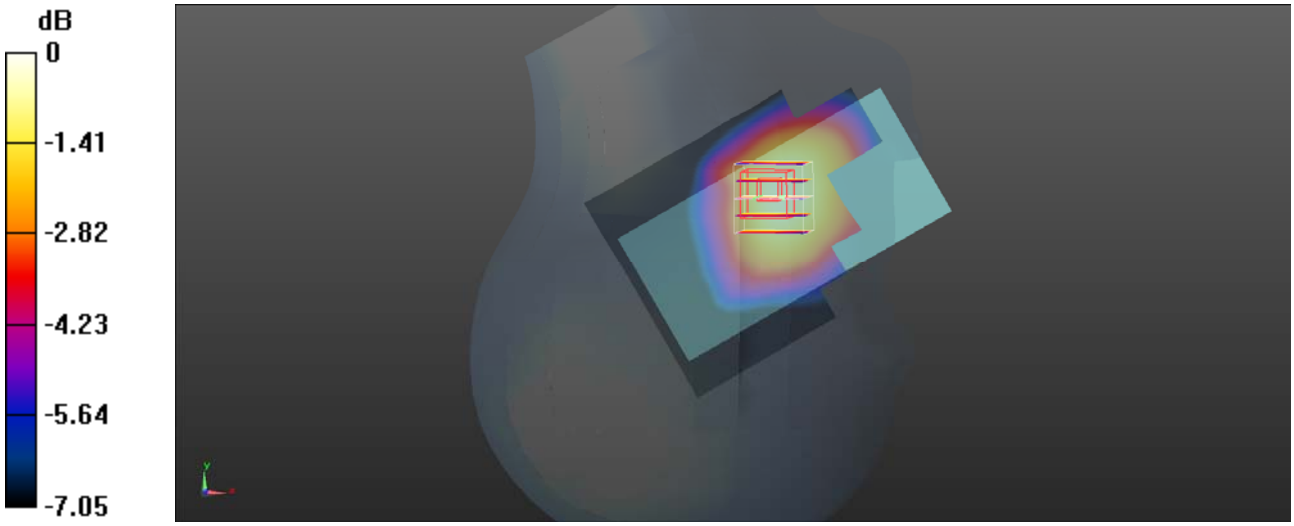


0 dB = 0.185 W/kg = -7.33 dBW/kg

**Plot 80#:**

**LTE Band 5 Head Right Cheek 50%RB Mid**

**DUT: X620**

Communication System: UID 0, Generic FDD-LTE (0); Frequency: 836.5 MHz;Duty Cycle: 1:1
Medium: HBBL600-10000V6 Medium parameters used (interpolated): f = 836.5 MHz; $\sigma$ = 0.914 S/m; $\varepsilon_r$ = 42.638; $\rho$ = 1000 kg/m$^3$

DASY5 Configuration:
- Probe: EX3DV4 - SN7522; ConvF(9.39, 9.39, 9.39) @ 836.5 MHz; Calibrated: 2021/4/19
- Sensor-Surface: 4mm (Mechanical Surface Detection)
- Electronics: DAE4 Sn1354; Calibrated: 2021/9/1
- Phantom: Head model; Type: QD000P40CD; Serial: TP:1744
- Measurement SW: DASY52, Version 52.10 (4); SEMCAD X Version 14.6.14 (7501)

**Head Right Cheek/LTE Band 5 50%RB Mid/Area Scan (71x91x1):** Interpolated grid: dx=1.500 mm, dy=1.500 mm
Maximum value of SAR (interpolated) = 0.132 W/kg

**Head Right Cheek/LTE Band 5 50%RB Mid/Zoom Scan (5x5x7)/Cube 0:** Measurement grid: dx=8mm, dy=8mm, dz=5mm
Reference Value = 3.170 V/m; Power Drift = 0.05 dB
Peak SAR (extrapolated) = 0.166 W/kg
**SAR(1 g) = 0.147 W/kg; SAR(10 g) = 0.118 W/kg**
Maximum value of SAR (measured) = 0.149 W/kg

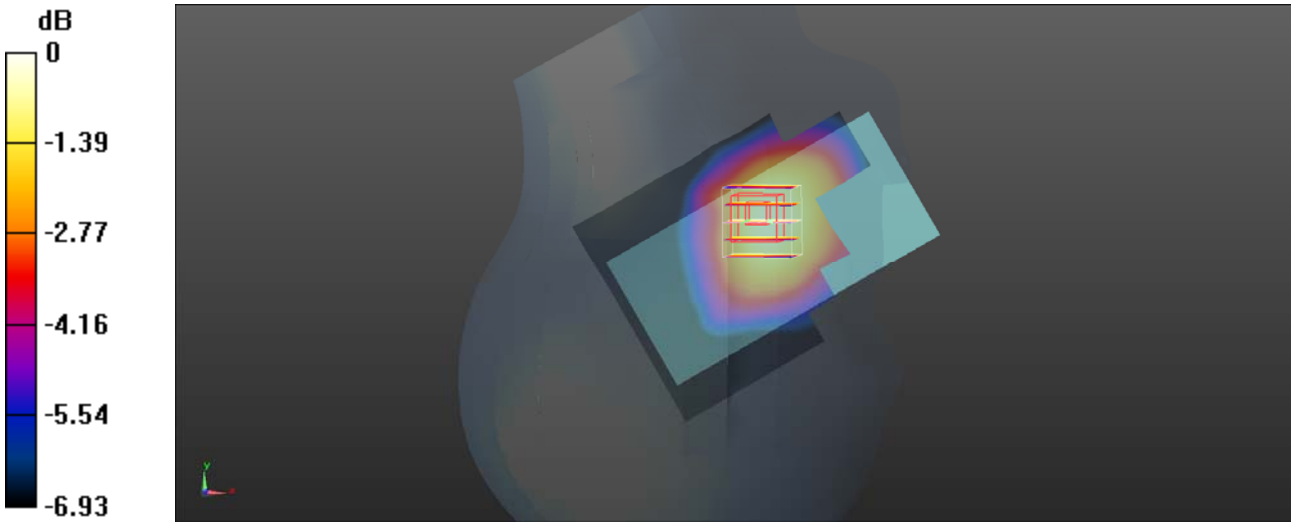


0 dB = 0.149 W/kg = -8.27 dBW/kg

**Plot 81#:**

**LTE Band 5 Head Right Tilt 1RB Mid**

**DUT: X620**

Communication System: UID 0, Generic FDD-LTE (0); Frequency: 836.5 MHz;Duty Cycle: 1:1
Medium: HBBL600-10000V6 Medium parameters used (interpolated): f = 836.5 MHz; $\sigma$ = 0.914 S/m; $\varepsilon_r$ = 42.638; $\rho$ = 1000 kg/m$^3$

DASY5 Configuration:
- Probe: EX3DV4 - SN7522; ConvF(9.39, 9.39, 9.39) @ 836.5 MHz; Calibrated: 2021/4/19
- Sensor-Surface: 4mm (Mechanical Surface Detection)
- Electronics: DAE4 Sn1354; Calibrated: 2021/9/1
- Phantom: Head model; Type: QD000P40CD; Serial: TP:1744
- Measurement SW: DASY52, Version 52.10 (4); SEMCAD X Version 14.6.14 (7501)

**Head Right Tilt/LTE Band 5 1RB Mid/Area Scan (71x91x1):** Interpolated grid: dx=1.500 mm, dy=1.500 mm
Maximum value of SAR (interpolated) = 0.0731 W/kg

**Head Right Tilt/LTE Band 5 1RB Mid/Zoom Scan (5x5x7)/Cube 0:** Measurement grid: dx=8mm, dy=8mm, dz=5mm
Reference Value = 6.552 V/m; Power Drift = 0.07 dB
Peak SAR (extrapolated) = 0.0820 W/kg
**SAR(1 g) = 0.080 W/kg; SAR(10 g) = 0.069 W/kg**
Maximum value of SAR (measured) = 0.0805 W/kg

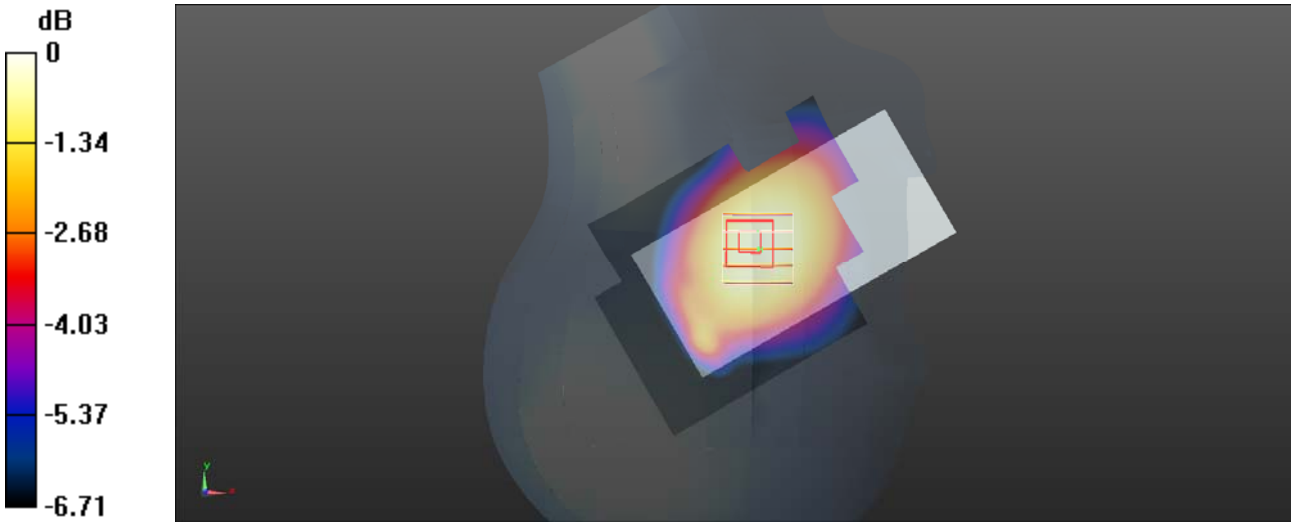


0 dB = 0.0805 W/kg = -10.94 dBW/kg

**Plot 82#:**

**LTE Band 5 Head Right Tilt 50%RB Mid**

**DUT: X620**

Communication System: UID 0, Generic FDD-LTE (0); Frequency: 836.5 MHz;Duty Cycle: 1:1
Medium: HBBL600-10000V6 Medium parameters used (interpolated): f = 836.5 MHz; $\sigma$ = 0.914 S/m; $\varepsilon_r$ = 42.638; $\rho$ = 1000 kg/m$^3$

DASY5 Configuration:
- Probe: EX3DV4 - SN7522; ConvF(9.39, 9.39, 9.39) @ 836.5 MHz; Calibrated: 2021/4/19
- Sensor-Surface: 4mm (Mechanical Surface Detection)
- Electronics: DAE4 Sn1354; Calibrated: 2021/9/1
- Phantom: Head model; Type: QD000P40CD; Serial: TP:1744
- Measurement SW: DASY52, Version 52.10 (4); SEMCAD X Version 14.6.14 (7501)

**Head Right Tilt/LTE Band 5 50%RB Mid/Area Scan (71x91x1):** Interpolated grid: dx=1.500 mm, dy=1.500 mm
Maximum value of SAR (interpolated) = 0.0579 W/kg

**Head Right Tilt/LTE Band 5 50%RB Mid/Zoom Scan (5x5x7)/Cube 0:** Measurement grid: dx=8mm, dy=8mm, dz=5mm
Reference Value = 5.934 V/m; Power Drift = 0.18 dB
Peak SAR (extrapolated) = 0.0660 W/kg
**SAR(1 g) = 0.062 W/kg; SAR(10 g) = 0.054 W/kg**
Maximum value of SAR (measured) = 0.0629 W/kg

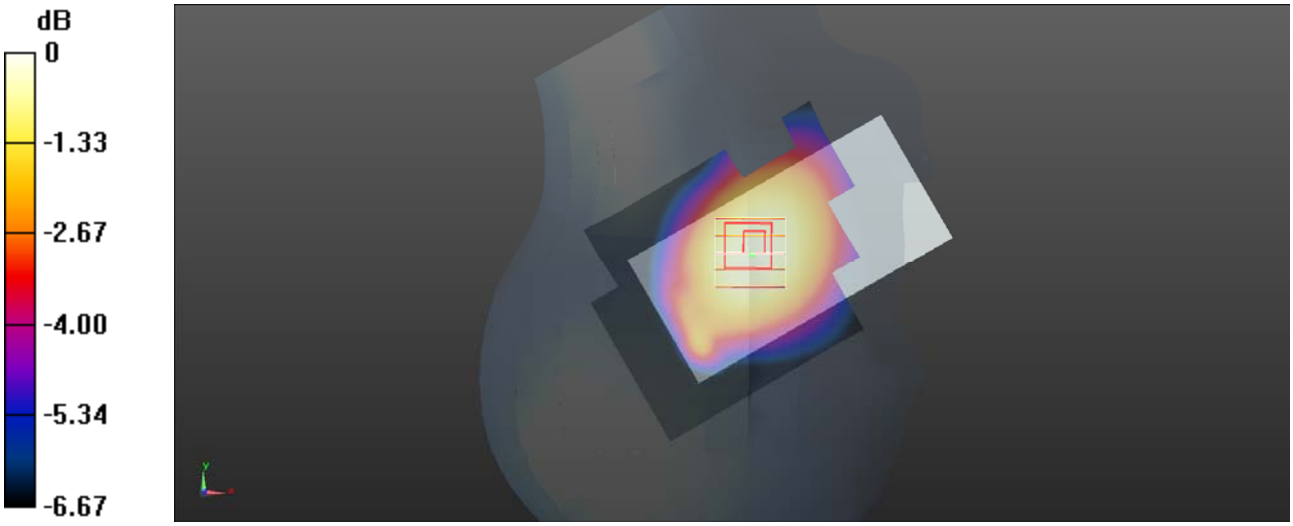


0 dB = 0.0629 W/kg = -12.01 dBW/kg

**Plot 83#:**

**LTE Band 5 Body Back 1RB Mid**

**DUT: X620**

Communication System: UID 0, Generic FDD-LTE (0); Frequency: 836.5 MHz;Duty Cycle: 1:1
Medium: HBBL600-10000V6 Medium parameters used (interpolated): f = 836.5 MHz; σ = 0.914 S/m; $\varepsilon_r$ = 42.638; ρ = 1000 kg/m$^3$

DASY5 Configuration:
- Probe: EX3DV4 - SN7522; ConvF(9.39, 9.39, 9.39) @ 836.5 MHz; Calibrated: 2021/4/19
- Sensor-Surface: 4mm (Mechanical Surface Detection)
- Electronics: DAE4 Sn1354; Calibrated: 2021/9/1
- Phantom: Head model; Type: QD000P40CD; Serial: TP:1744
- Measurement SW: DASY52, Version 52.10 (4); SEMCAD X Version 14.6.14 (7501)

**Body Back/LTE Band 5 1RB Mid/Area Scan (101x121x1):** Interpolated grid: dx=1.000 mm, dy=1.000 mm
Maximum value of SAR (interpolated) = 0.301 W/kg

**Body Back/LTE Band 5 1RB Mid/Zoom Scan (5x5x7)/Cube 0:** Measurement grid: dx=8mm, dy=8mm, dz=5mm
Reference Value = 18.19 V/m; Power Drift = -0.07 dB
Peak SAR (extrapolated) = 0.335 W/kg
**SAR(1 g) = 0.290 W/kg; SAR(10 g) = 0.231 W/kg**
Maximum value of SAR (measured) = 0.299 W/kg

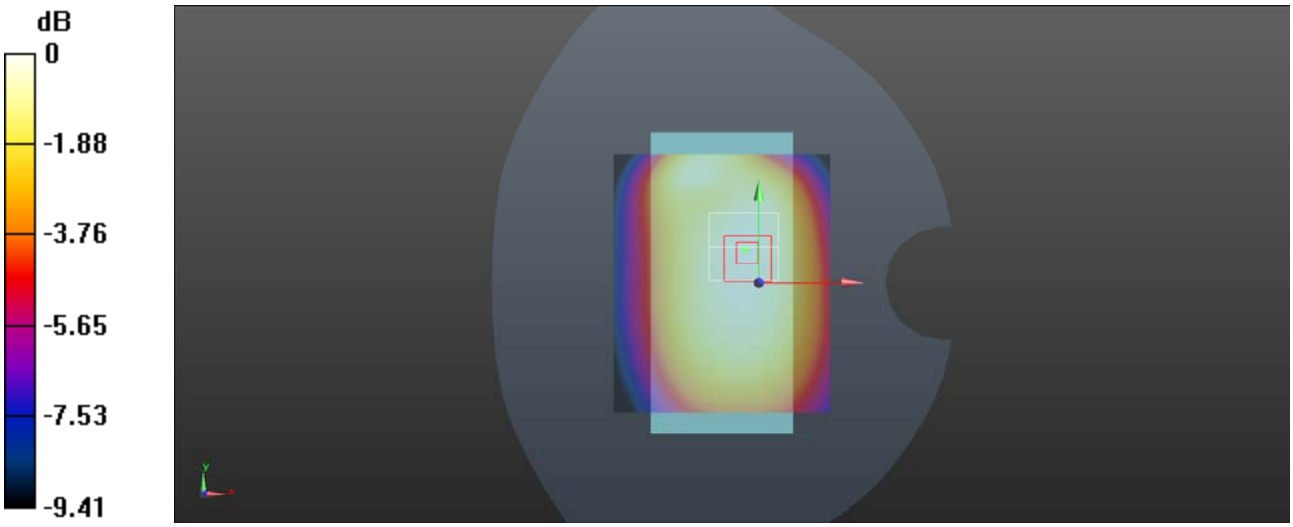


0 dB = 0.299 W/kg = -5.24 dBW/kg

**Plot 84#:**

**LTE Band 5 Body Back 50%RB Mid**

**DUT: X620**

Communication System: UID 0, Generic FDD-LTE (0); Frequency: 836.5 MHz;Duty Cycle: 1:1
Medium: HBBL600-10000V6 Medium parameters used (interpolated): f = 836.5 MHz; σ = 0.914 S/m; $\varepsilon_r$ = 42.638; ρ = 1000 kg/m$^3$

DASY5 Configuration:
- Probe: EX3DV4 - SN7522; ConvF(9.39, 9.39, 9.39) @ 836.5 MHz; Calibrated: 2021/4/19
- Sensor-Surface: 4mm (Mechanical Surface Detection)
- Electronics: DAE4 Sn1354; Calibrated: 2021/9/1
- Phantom: Head model; Type: QD000P40CD; Serial: TP:1744
- Measurement SW: DASY52, Version 52.10 (4); SEMCAD X Version 14.6.14 (7501)

**Body Back/LTE Band 5 50%RB Mid/Area Scan (101x121x1):** Interpolated grid: dx=1.000 mm, dy=1.000 mm
Maximum value of SAR (interpolated) = 0.247 W/kg

**Body Back/LTE Band 5 50%RB Mid/Zoom Scan (5x5x7)/Cube 0:** Measurement grid: dx=8mm, dy=8mm, dz=5mm
Reference Value = 16.09 V/m; Power Drift = -0.05 dB
Peak SAR (extrapolated) = 0.277 W/kg
**SAR(1 g) = 0.238 W/kg; SAR(10 g) = 0.189 W/kg**
Maximum value of SAR (measured) = 0.246 W/kg

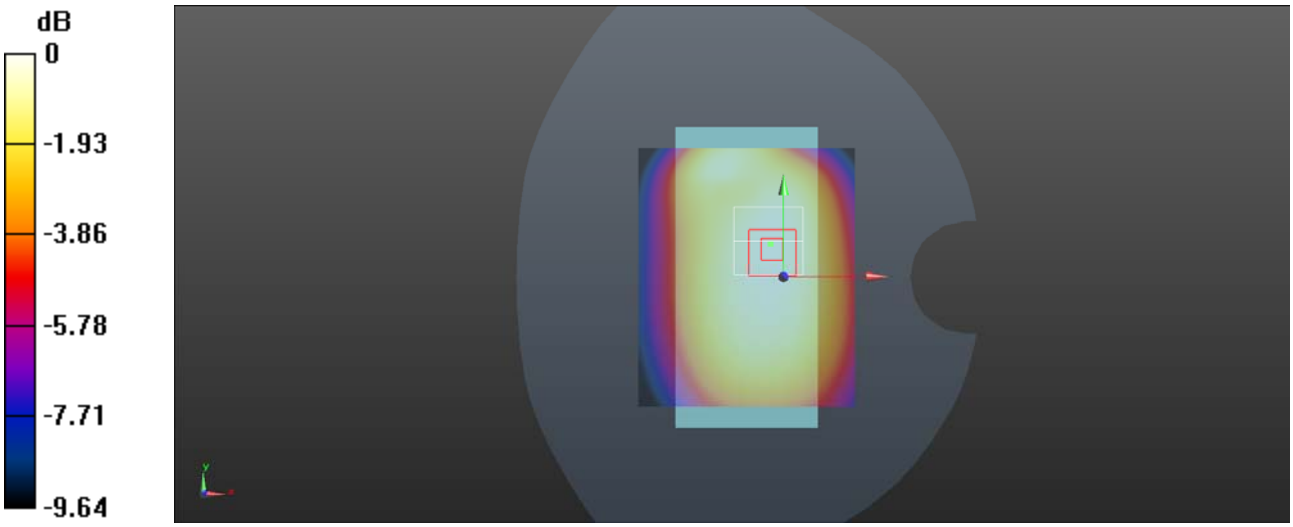


0 dB = 0.246 W/kg = -6.09 dBW/kg

**Plot 85#:**

**LTE Band 5 Body Left 1RB Mid**

**DUT: X620**

Communication System: UID 0, Generic FDD-LTE (0); Frequency: 836.5 MHz;Duty Cycle: 1:1
Medium: HBBL600-10000V6 Medium parameters used (interpolated): f = 836.5 MHz; σ = 0.914 S/m; $\varepsilon_r$ = 42.638; ρ = 1000 kg/m$^3$

DASY5 Configuration:
- Probe: EX3DV4 - SN7522; ConvF(9.39, 9.39, 9.39) @ 836.5 MHz; Calibrated: 2021/4/19
- Sensor-Surface: 4mm (Mechanical Surface Detection)
- Electronics: DAE4 Sn1354; Calibrated: 2021/9/1
- Phantom: Head model; Type: QD000P40CD; Serial: TP:1744
- Measurement SW: DASY52, Version 52.10 (4); SEMCAD X Version 14.6.14 (7501)

**Body Left/LTE Band 5 1RB Mid/Area Scan (101x121x1):** Interpolated grid: dx=1.000 mm, dy=1.000 mm
Maximum value of SAR (interpolated) = 0.152 W/kg

**Body Left/LTE Band 5 1RB Mid/Zoom Scan (5x5x7)/Cube 0:** Measurement grid: dx=8mm, dy=8mm, dz=5mm
Reference Value = 11.40 V/m; Power Drift = 0.07 dB
Peak SAR (extrapolated) = 0.186 W/kg
**SAR(1 g) = 0.144 W/kg; SAR(10 g) = 0.105 W/kg**
Maximum value of SAR (measured) = 0.151 W/kg

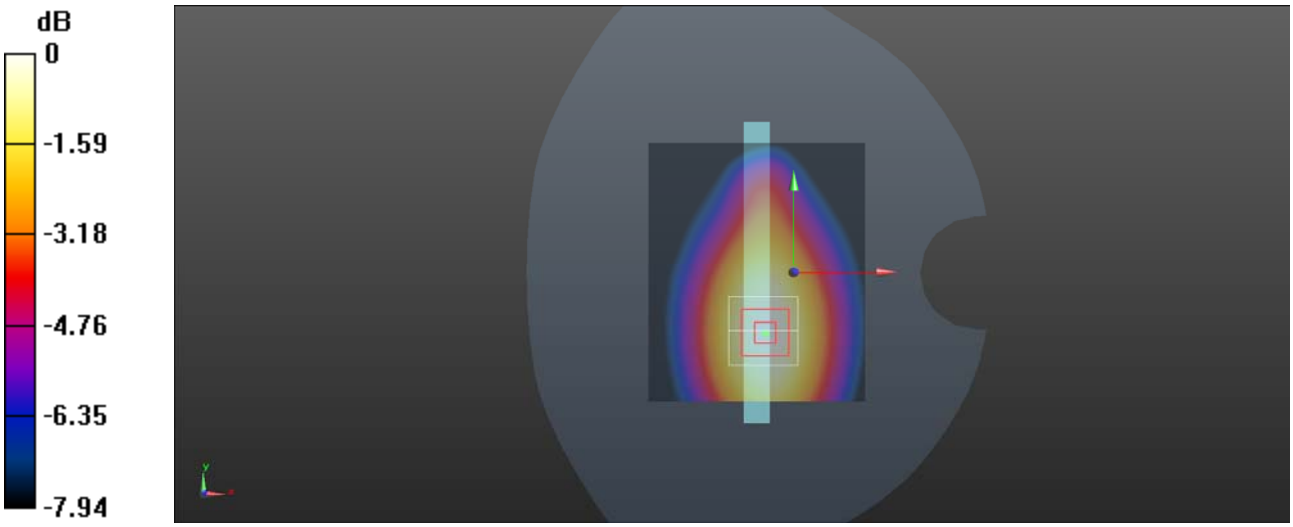


0 dB = 0.151 W/kg = -8.21 dBW/kg

**Plot 86#:**

**LTE Band 5 Body Left 50%RB Mid**

**DUT: X620**

Communication System: UID 0, Generic FDD-LTE (0); Frequency: 836.5 MHz;Duty Cycle: 1:1
Medium: HBBL600-10000V6 Medium parameters used (interpolated): f = 836.5 MHz; $\sigma$ = 0.914 S/m; $\varepsilon_r$ = 42.638; $\rho$ = 1000 kg/m$^3$

DASY5 Configuration:
- Probe: EX3DV4 - SN7522; ConvF(9.39, 9.39, 9.39) @ 836.5 MHz; Calibrated: 2021/4/19
- Sensor-Surface: 4mm (Mechanical Surface Detection)
- Electronics: DAE4 Sn1354; Calibrated: 2021/9/1
- Phantom: Head model; Type: QD000P40CD; Serial: TP:1744
- Measurement SW: DASY52, Version 52.10 (4); SEMCAD X Version 14.6.14 (7501)

**Body Left/LTE Band 5 50%RB Mid/Area Scan (101x121x1):** Interpolated grid: dx=1.000 mm, dy=1.000 mm
Maximum value of SAR (interpolated) = 0.125 W/kg

**Body Left/LTE Band 5 50%RB Mid/Zoom Scan (5x5x7)/Cube 0:** Measurement grid: dx=8mm, dy=8mm, dz=5mm
Reference Value = 10.23 V/m; Power Drift = -0.03 dB
Peak SAR (extrapolated) = 0.150 W/kg
**SAR(1 g) = 0.116 W/kg; SAR(10 g) = 0.084 W/kg**
Maximum value of SAR (measured) = 0.122 W/kg

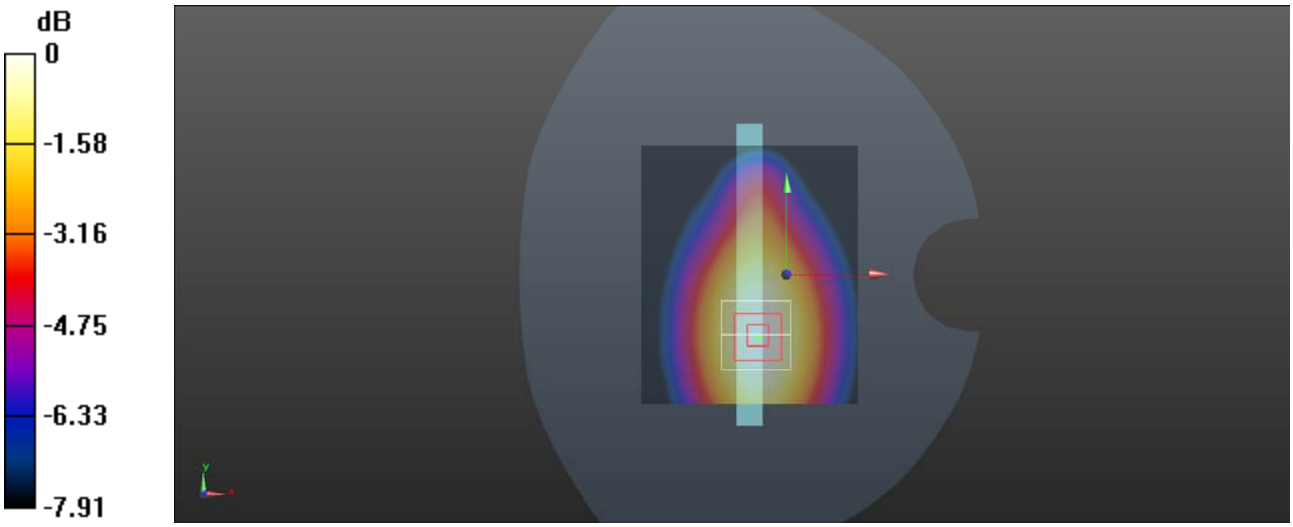


0 dB = 0.122 W/kg = -9.14 dBW/kg

**Plot 87#:**

**LTE Band 5 Body Right 1RB Mid**

**DUT: X620**

Communication System: UID 0, Generic FDD-LTE (0); Frequency: 836.5 MHz;Duty Cycle: 1:1
Medium: HBBL600-10000V6 Medium parameters used (interpolated): f = 836.5 MHz; $\sigma$ = 0.914 S/m; $\varepsilon_r$ = 42.638; $\rho$ = 1000 kg/m$^3$

DASY5 Configuration:
- Probe: EX3DV4 - SN7522; ConvF(9.39, 9.39, 9.39) @ 836.5 MHz; Calibrated: 2021/4/19
- Sensor-Surface: 4mm (Mechanical Surface Detection)
- Electronics: DAE4 Sn1354; Calibrated: 2021/9/1
- Phantom: Head model; Type: QD000P40CD; Serial: TP:1744
- Measurement SW: DASY52, Version 52.10 (4); SEMCAD X Version 14.6.14 (7501)

**Body Right/LTE Band 5 1RB Mid/Area Scan (101x121x1):** Interpolated grid: dx=1.000 mm, dy=1.000 mm
Maximum value of SAR (interpolated) = 0.163 W/kg

**Body Right/LTE Band 5 1RB Mid/Zoom Scan (5x5x7)/Cube 0:** Measurement grid: dx=8mm, dy=8mm, dz=5mm
Reference Value = 13.12 V/m; Power Drift = 0.05 dB
Peak SAR (extrapolated) = 0.202 W/kg
**SAR(1 g) = 0.155 W/kg; SAR(10 g) = 0.113 W/kg**
Maximum value of SAR (measured) = 0.164 W/kg

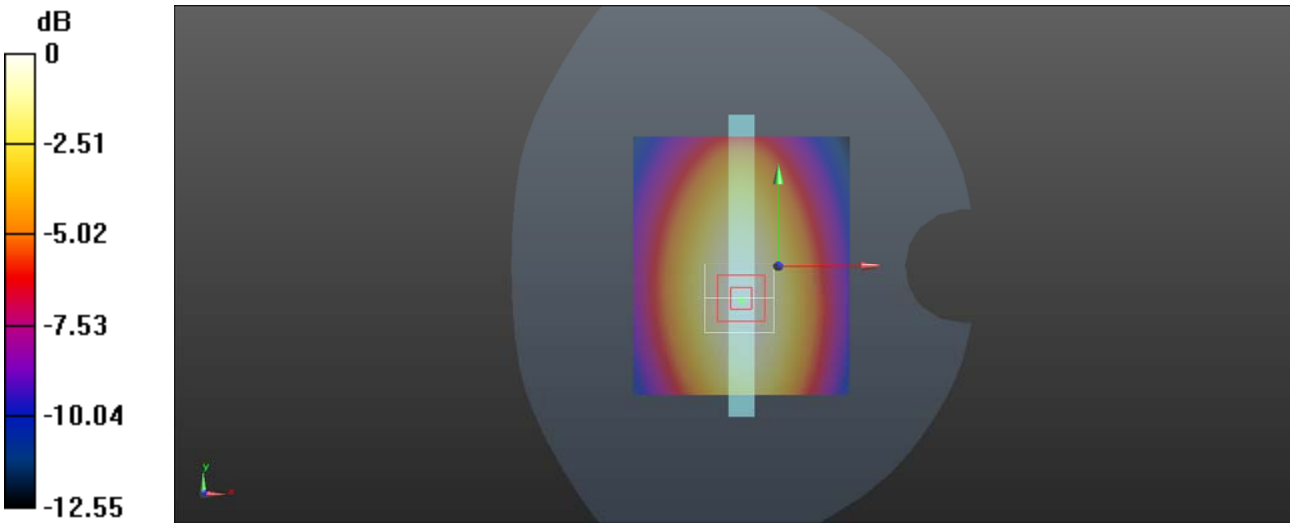


0 dB = 0.163 W/kg = -7.88 dBW/kg

**Plot 88#:**

**LTE Band 5 Body Right 50%RB Mid**

**DUT: X620**

Communication System: UID 0, Generic FDD-LTE (0); Frequency: 836.5 MHz;Duty Cycle: 1:1
Medium: HBBL600-10000V6 Medium parameters used (interpolated): f = 836.5 MHz; σ = 0.914 S/m; $\varepsilon_r$ = 42.638; ρ = 1000 kg/m$^3$

DASY5 Configuration:
- Probe: EX3DV4 - SN7522; ConvF(9.39, 9.39, 9.39) @ 836.5 MHz; Calibrated: 2021/4/19
- Sensor-Surface: 4mm (Mechanical Surface Detection)
- Electronics: DAE4 Sn1354; Calibrated: 2021/9/1
- Phantom: Head model; Type: QD000P40CD; Serial: TP:1744
- Measurement SW: DASY52, Version 52.10 (4); SEMCAD X Version 14.6.14 (7501)

**Body Right/LTE Band 5 50%RB Mid/Area Scan (101x121x1):** Interpolated grid: dx=1.000 mm, dy=1.000 mm
Maximum value of SAR (interpolated) = 0.138 W/kg

**Body Right/LTE Band 5 50%RB Mid/Zoom Scan (5x5x7)/Cube 0:** Measurement grid: dx=8mm, dy=8mm, dz=5mm
Reference Value = 12.08 V/m; Power Drift = 0.04 dB
Peak SAR (extrapolated) = 0.170 W/kg
**SAR(1 g) = 0.130 W/kg; SAR(10 g) = 0.095 W/kg**
Maximum value of SAR (measured) = 0.137 W/kg

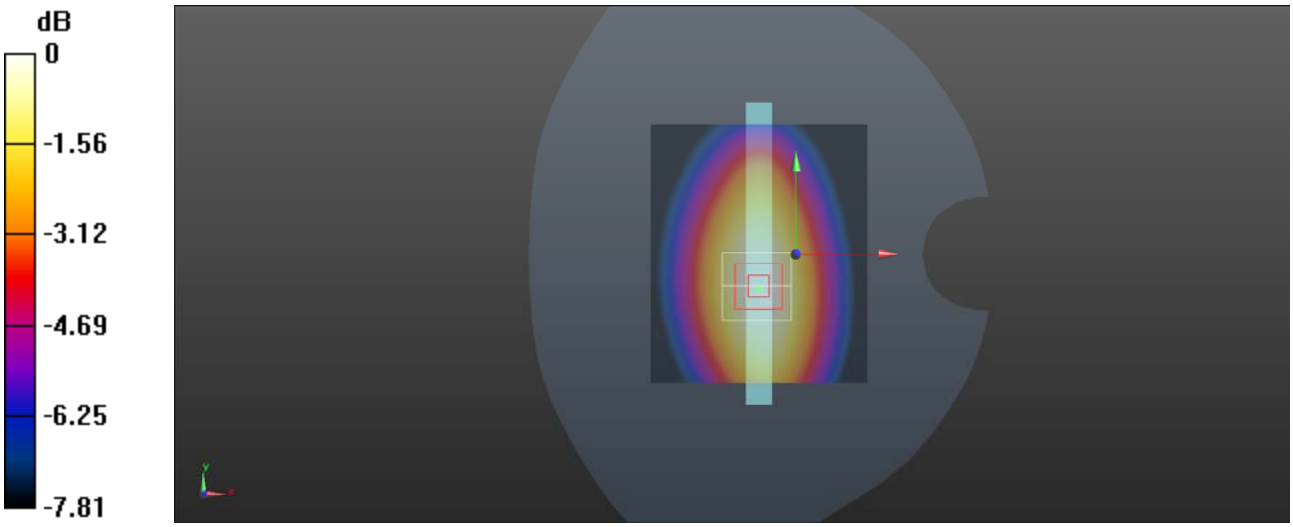


0 dB = 0.137 W/kg = -8.63 dBW/kg

**Plot 89#:**

**LTE Band 5 Body Bottom 1RB Mid**

**DUT: X620**

Communication System: UID 0, Generic FDD-LTE (0); Frequency: 836.5 MHz;Duty Cycle: 1:1
Medium: HBBL600-10000V6 Medium parameters used (interpolated): f = 836.5 MHz; σ = 0.914 S/m; $\varepsilon_r$ = 42.638; ρ = 1000 kg/m$^3$

DASY5 Configuration:
- Probe: EX3DV4 - SN7522; ConvF(9.39, 9.39, 9.39) @ 836.5 MHz; Calibrated: 2021/4/19
- Sensor-Surface: 4mm (Mechanical Surface Detection)
- Electronics: DAE4 Sn1354; Calibrated: 2021/9/1
- Phantom: Head model; Type: QD000P40CD; Serial: TP:1744
- Measurement SW: DASY52, Version 52.10 (4); SEMCAD X Version 14.6.14 (7501)

**Body Bottom/LTE Band 5 1RB Mid/Area Scan (101x101x1):** Interpolated grid: dx=1.000 mm, dy=1.000 mm
Maximum value of SAR (interpolated) = 0.113 W/kg

**Body Bottom/LTE Band 5 1RB Mid/Zoom Scan (5x5x7)/Cube 0:** Measurement grid: dx=8mm, dy=8mm, dz=5mm
Reference Value = 10.59 V/m; Power Drift = -0.02 dB
Peak SAR (extrapolated) = 0.191 W/kg
**SAR(1 g) = 0.104 W/kg; SAR(10 g) = 0.063 W/kg**
Maximum value of SAR (measured) = 0.113 W/kg

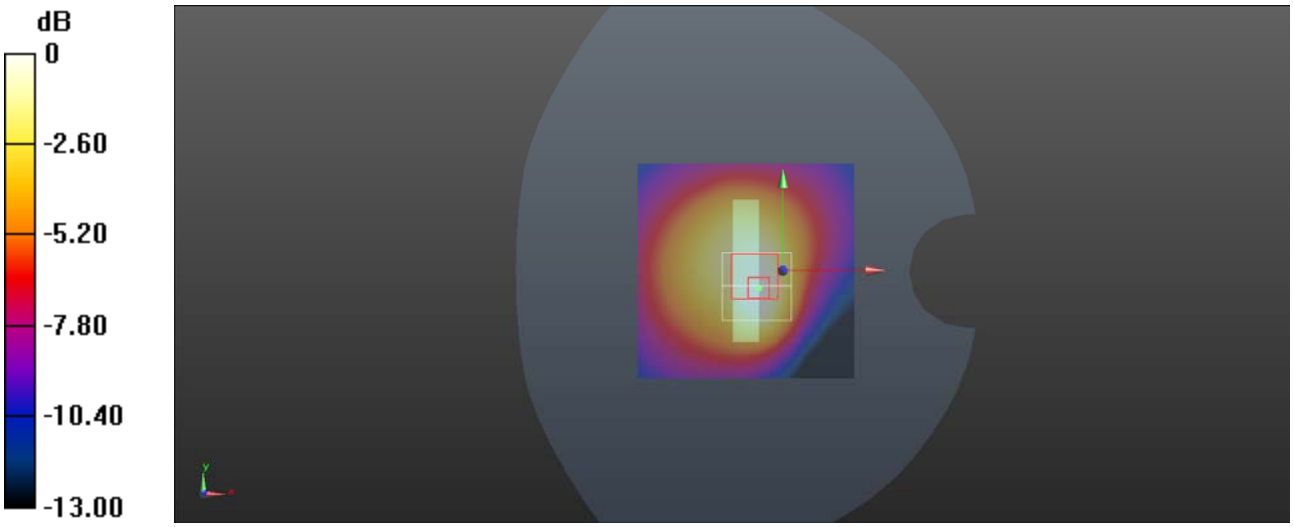


0 dB = 0.113 W/kg = -9.47 dBW/kg

**Plot 90#:**

**LTE Band 5 Body Bottom 50%RB Mid**

**DUT: X620**

Communication System: UID 0, Generic FDD-LTE (0); Frequency: 836.5 MHz;Duty Cycle: 1:1
Medium: HBBL600-10000V6 Medium parameters used (interpolated): f = 836.5 MHz; σ = 0.914 S/m; $\varepsilon_r$ = 42.638; ρ = 1000 kg/m$^3$

DASY5 Configuration:
- Probe: EX3DV4 - SN7522; ConvF(9.39, 9.39, 9.39) @ 836.5 MHz; Calibrated: 2021/4/19
- Sensor-Surface: 4mm (Mechanical Surface Detection)
- Electronics: DAE4 Sn1354; Calibrated: 2021/9/1
- Phantom: Head model; Type: QD000P40CD; Serial: TP:1744
- Measurement SW: DASY52, Version 52.10 (4); SEMCAD X Version 14.6.14 (7501)

**Body Bottom/LTE Band 5 50%RB Mid/Area Scan (101x101x1):** Interpolated grid: dx=1.000 mm, dy=1.000 mm
Maximum value of SAR (interpolated) = 0.0895 W/kg

**Body Bottom/LTE Band 5 50%RB Mid/Zoom Scan (5x5x7)/Cube 0:** Measurement grid: dx=8mm, dy=8mm, dz=5mm
Reference Value = 9.429 V/m; Power Drift = 0.15 dB
Peak SAR (extrapolated) = 0.155 W/kg
**SAR(1 g) = 0.085 W/kg; SAR(10 g) = 0.052 W/kg**
Maximum value of SAR (measured) = 0.0925 W/kg

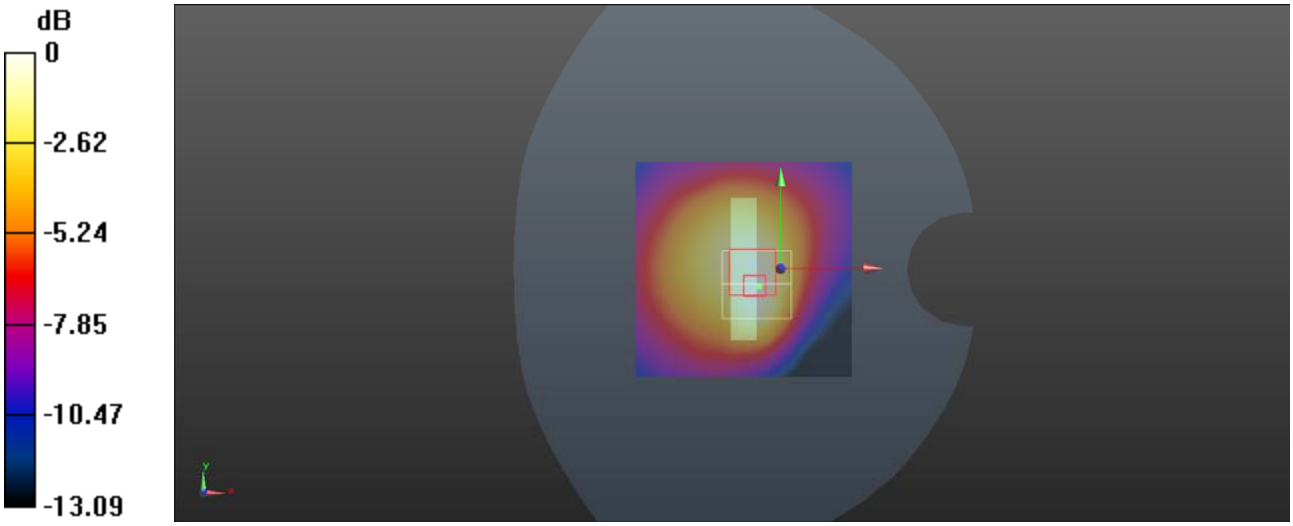


0 dB = 0.0925 W/kg = -10.34 dBW/kg

**Plot 91#:**

**LTE Band 7 Head Left Cheek 1RB Mid**

**DUT: X620**

Communication System: UID 0, Generic FDD-LTE (0); Frequency: 2535 MHz;Duty Cycle: 1:1
Medium: HBBL600-10000V6 Medium parameters used (interpolated): f = 2535 MHz; σ = 1.891 S/m; $\varepsilon_r$ = 40.846; ρ = 1000 kg/m$^3$

DASY5 Configuration:
- Probe: EX3DV4 - SN7522; ConvF(7.25, 7.25, 7.25) @ 2535 MHz; Calibrated: 2021/4/19
- Sensor-Surface: 4mm (Mechanical Surface Detection)
- Electronics: DAE4 Sn1354; Calibrated: 2021/9/1
- Phantom: Head model; Type: QD000P40CD; Serial: TP:1744
- Measurement SW: DASY52, Version 52.10 (4); SEMCAD X Version 14.6.14 (7501)

**Head Left Cheek/LTE Band 7 1RB Mid/Area Scan (101x121x1):** Interpolated grid: dx=1.000 mm, dy=1.000 mm
Maximum value of SAR (interpolated) = 0.275 W/kg

**Head Left Cheek/LTE Band 7 1RB Mid/Zoom Scan (7x7x7)/Cube 0:** Measurement grid: dx=5mm, dy=5mm, dz=5mm
Reference Value = 2.414 V/m; Power Drift = 0.07 dB
Peak SAR (extrapolated) = 0.283 W/kg
**SAR(1 g) = 0.196 W/kg; SAR(10 g) = 0.127 W/kg**
Maximum value of SAR (measured) = 0.210 W/kg




0 dB = 0.210 W/kg = -6.78 dBW/kg

**Plot 92#:**

**LTE Band 7 Head Left Cheek 50%RB Mid**

**DUT: X620**

Communication System: UID 0, Generic FDD-LTE (0); Frequency: 2535 MHz;Duty Cycle: 1:1
Medium: HBBL600-10000V6 Medium parameters used (interpolated): f = 2535 MHz; σ = 1.891 S/m; $\varepsilon_r$ = 40.846; ρ = 1000 kg/m$^3$

DASY5 Configuration:
- Probe: EX3DV4 - SN7522; ConvF(7.25, 7.25, 7.25) @ 2535 MHz; Calibrated: 2021/4/19
- Sensor-Surface: 4mm (Mechanical Surface Detection)
- Electronics: DAE4 Sn1354; Calibrated: 2021/9/1
- Phantom: Head model; Type: QD000P40CD; Serial: TP:1744
- Measurement SW: DASY52, Version 52.10 (4); SEMCAD X Version 14.6.14 (7501)

**Head Left Cheek/LTE Band 7 50%RB Mid/Area Scan (101x121x1):** Interpolated grid: dx=1.000 mm, dy=1.000 mm
Maximum value of SAR (interpolated) = 0.223 W/kg

**Head Left Cheek/LTE Band 7 50%RB Mid/Zoom Scan (7x7x7)/Cube 0:** Measurement grid: dx=5mm, dy=5mm, dz=5mm
Reference Value = 2.273 V/m; Power Drift = 0.11 dB
Peak SAR (extrapolated) = 0.223 W/kg
**SAR(1 g) = 0.155 W/kg; SAR(10 g) = 0.101 W/kg**
Maximum value of SAR (measured) = 0.166 W/kg




0 dB = 0.166 W/kg = -7.80 dBW/kg

**Plot 93#:**

**LTE Band 7 Head Left Tilt 1RB Mid**

**DUT: X620**

Communication System: UID 0, Generic FDD-LTE (0); Frequency: 2535 MHz;Duty Cycle: 1:1
Medium: HBBL600-10000V6 Medium parameters used (interpolated): f = 2535 MHz; σ = 1.891 S/m; $\varepsilon_r$ = 40.846; ρ = 1000 kg/m$^3$

DASY5 Configuration:
- Probe: EX3DV4 - SN7522; ConvF(7.25, 7.25, 7.25) @ 2535 MHz; Calibrated: 2021/4/19
- Sensor-Surface: 4mm (Mechanical Surface Detection)
- Electronics: DAE4 Sn1354; Calibrated: 2021/9/1
- Phantom: Head model; Type: QD000P40CD; Serial: TP:1744
- Measurement SW: DASY52, Version 52.10 (4); SEMCAD X Version 14.6.14 (7501)

**Head Left Tilt/LTE Band 7 1RB Mid/Area Scan (101x121x1):** Interpolated grid: dx=1.000 mm, dy=1.000 mm
Maximum value of SAR (interpolated) = 0.132 W/kg

**Head Left Tilt/LTE Band 7 1RB Mid/Zoom Scan (7x7x7)/Cube 0:** Measurement grid: dx=5mm, dy=5mm, dz=5mm
Reference Value = 5.288 V/m; Power Drift = 0.07 dB
Peak SAR (extrapolated) = 0.133 W/kg
**SAR(1 g) = 0.092 W/kg; SAR(10 g) = 0.059 W/kg**
Maximum value of SAR (measured) = 0.0991 W/kg




0 dB = 0.0991 W/kg = -10.04 dBW/kg

**Plot 94#:**

**LTE Band 7 Head Left Tilt 50%RB Mid**

**DUT: X620**

Communication System: UID 0, Generic FDD-LTE (0); Frequency: 2535 MHz;Duty Cycle: 1:1
Medium: HBBL600-10000V6 Medium parameters used (interpolated): f = 2535 MHz; σ = 1.891 S/m; $\varepsilon_r$ = 40.846; ρ = 1000 kg/m$^3$

DASY5 Configuration:
- Probe: EX3DV4 - SN7522; ConvF(7.25, 7.25, 7.25) @ 2535 MHz; Calibrated: 2021/4/19
- Sensor-Surface: 4mm (Mechanical Surface Detection)
- Electronics: DAE4 Sn1354; Calibrated: 2021/9/1
- Phantom: Head model; Type: QD000P40CD; Serial: TP:1744
- Measurement SW: DASY52, Version 52.10 (4); SEMCAD X Version 14.6.14 (7501)

**Head Left Tilt/LTE Band 7 50%RB Mid/Area Scan (101x121x1):** Interpolated grid: dx=1.000 mm, dy=1.000 mm
Maximum value of SAR (interpolated) = 0.0854 W/kg

**Head Left Tilt/LTE Band 7 50%RB Mid/Zoom Scan (7x7x7)/Cube 0:** Measurement grid: dx=5mm, dy=5mm, dz=5mm
Reference Value = 3.954 V/m; Power Drift = 0.07 dB
Peak SAR (extrapolated) = 0.0950 W/kg
**SAR(1 g) = 0.060 W/kg; SAR(10 g) = 0.037 W/kg**
Maximum value of SAR (measured) = 0.0650 W/kg

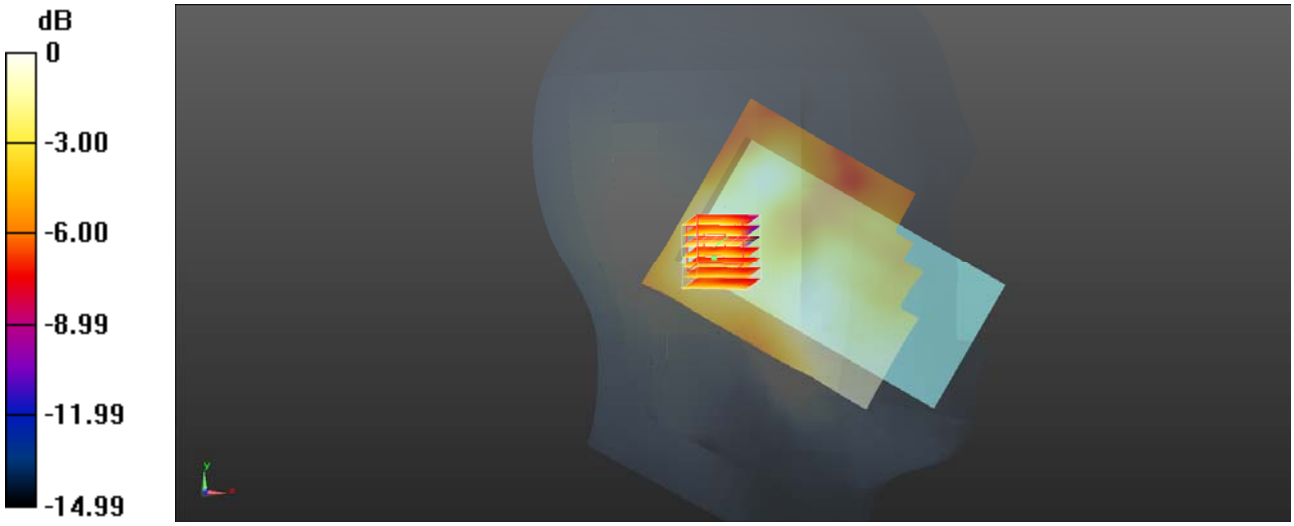


0 dB = 0.0650 W/kg = -11.87 dBW/kg

**Plot 95#:**

**LTE Band 7 Head Right Cheek 1RB Mid**

**DUT: X620**

Communication System: UID 0, Generic FDD-LTE (0); Frequency: 2535 MHz;Duty Cycle: 1:1
Medium: HBBL600-10000V6 Medium parameters used (interpolated): f = 2535 MHz; σ = 1.891 S/m; $\varepsilon_r$ = 40.846; ρ = 1000 kg/m$^3$

DASY5 Configuration:
- Probe: EX3DV4 - SN7522; ConvF(7.25, 7.25, 7.25) @ 2535 MHz; Calibrated: 2021/4/19
- Sensor-Surface: 4mm (Mechanical Surface Detection)
- Electronics: DAE4 Sn1354; Calibrated: 2021/9/1
- Phantom: Head model; Type: QD000P40CD; Serial: TP:1744
- Measurement SW: DASY52, Version 52.10 (4); SEMCAD X Version 14.6.14 (7501)

**Head Right Cheek/LTE Band 7 1RB Mid/Area Scan (101x121x1):** Interpolated grid: dx=1.000 mm, dy=1.000 mm
Maximum value of SAR (interpolated) = 0.144 W/kg

**Head Right Cheek/LTE Band 7 1RB Mid/Zoom Scan (7x7x7)/Cube 0:** Measurement grid: dx=5mm, dy=5mm, dz=5mm
Reference Value = 1.764 V/m; Power Drift = 0.09 dB
Peak SAR (extrapolated) = 0.181 W/kg
**SAR(1 g) = 0.113 W/kg; SAR(10 g) = 0.066 W/kg**
Maximum value of SAR (measured) = 0.121 W/kg

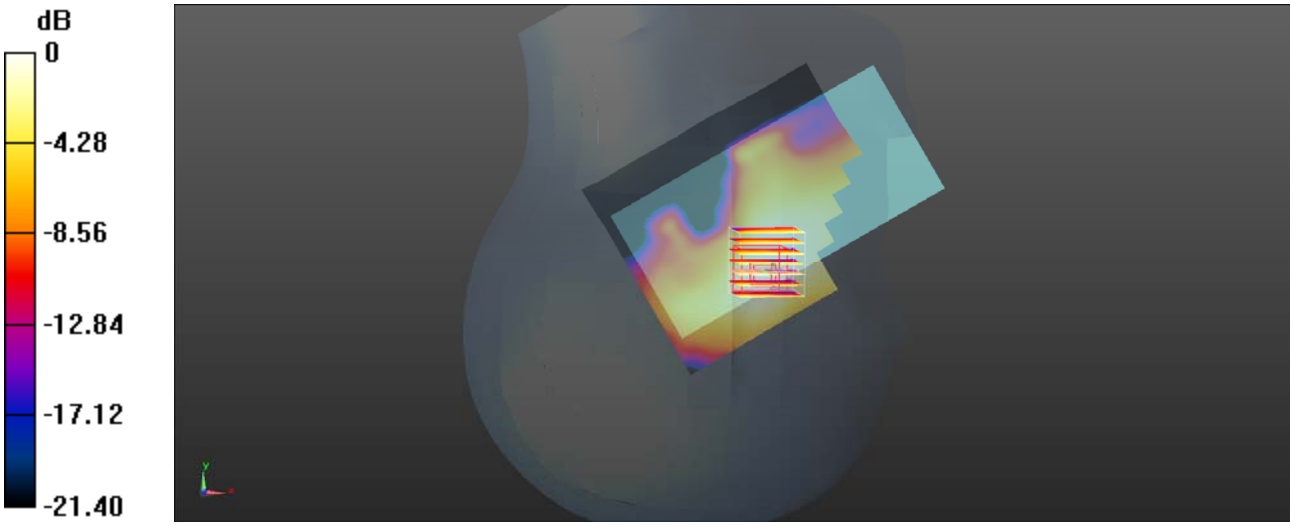


0 dB = 0.121 W/kg = -9.17 dBW/kg

**Plot 96#:**

**LTE Band 7 Head Right Cheek 50%RB Mid**

**DUT: X620**

Communication System: UID 0, Generic FDD-LTE (0); Frequency: 2535 MHz;Duty Cycle: 1:1
Medium: HBBL600-10000V6 Medium parameters used (interpolated): f = 2535 MHz; σ = 1.891 S/m; $\varepsilon_r$ = 40.846; ρ = 1000 kg/m$^3$

DASY5 Configuration:
- Probe: EX3DV4 - SN7522; ConvF(7.25, 7.25, 7.25) @ 2535 MHz; Calibrated: 2021/4/19
- Sensor-Surface: 4mm (Mechanical Surface Detection)
- Electronics: DAE4 Sn1354; Calibrated: 2021/9/1
- Phantom: Head model; Type: QD000P40CD; Serial: TP:1744
- Measurement SW: DASY52, Version 52.10 (4); SEMCAD X Version 14.6.14 (7501)

**Head Right Cheek/LTE Band 7 50%RB Mid/Area Scan (101x121x1):** Interpolated grid: dx=1.000 mm, dy=1.000 mm
Maximum value of SAR (interpolated) = 0.108 W/kg

**Head Right Cheek/LTE Band 7 50%RB Mid/Zoom Scan (7x7x7)/Cube 0:** Measurement grid: dx=5mm, dy=5mm, dz=5mm
Reference Value = 0 V/m; Power Drift = 0.10 dB
Peak SAR (extrapolated) = 0.138 W/kg
**SAR(1 g) = 0.082 W/kg; SAR(10 g) = 0.048 W/kg**
Maximum value of SAR (measured) = 0.0891 W/kg

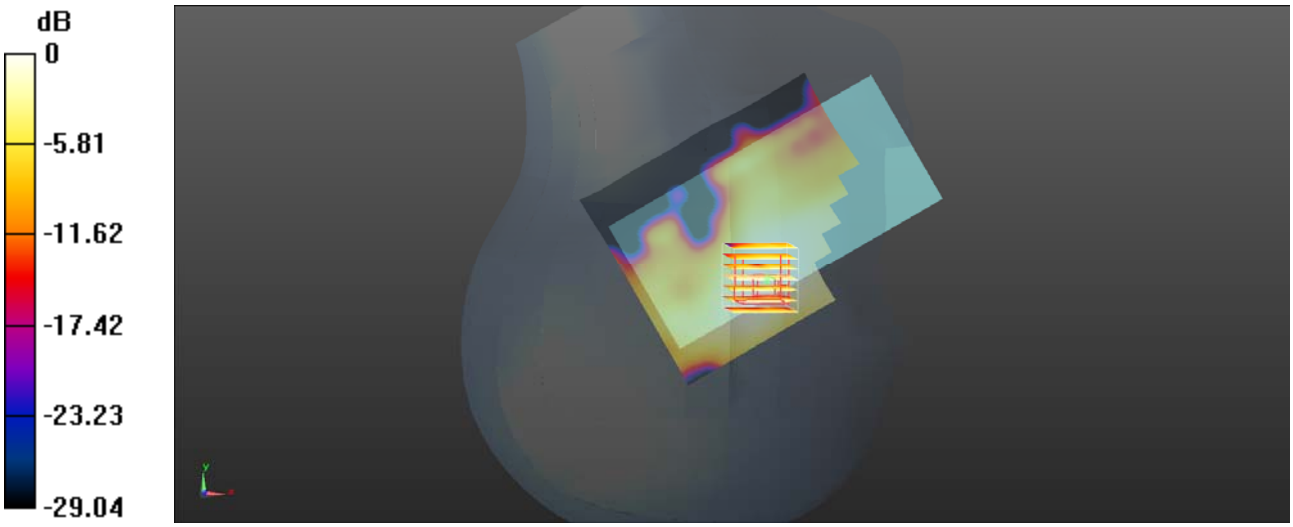


0 dB = 0.0891 W/kg = -10.50 dBW/kg

**Plot 97#:**

**LTE Band 7 Head Right Tilt 1RB Mid**

**DUT: X620**

Communication System: UID 0, Generic FDD-LTE (0); Frequency: 2535 MHz;Duty Cycle: 1:1
Medium: HBBL600-10000V6 Medium parameters used (interpolated): f = 2535 MHz; σ = 1.891 S/m; $\varepsilon_r$ = 40.846; ρ = 1000 kg/m$^3$

DASY5 Configuration:
- Probe: EX3DV4 - SN7522; ConvF(7.25, 7.25, 7.25) @ 2535 MHz; Calibrated: 2021/4/19
- Sensor-Surface: 4mm (Mechanical Surface Detection)
- Electronics: DAE4 Sn1354; Calibrated: 2021/9/1
- Phantom: Head model; Type: QD000P40CD; Serial: TP:1744
- Measurement SW: DASY52, Version 52.10 (4); SEMCAD X Version 14.6.14 (7501)

**Head Right Tilt/LTE Band 7 1RB Mid/Area Scan (101x121x1):** Interpolated grid: dx=1.000 mm, dy=1.000 mm
Maximum value of SAR (interpolated) = 0.130 W/kg

**Head Right Tilt/LTE Band 7 1RB Mid/Zoom Scan (7x7x7)/Cube 0:** Measurement grid: dx=5mm, dy=5mm, dz=5mm
Reference Value = 3.587 V/m; Power Drift = 0.10 dB
Peak SAR (extrapolated) = 0.202 W/kg
**SAR(1 g) = 0.110 W/kg; SAR(10 g) = 0.057 W/kg**
Maximum value of SAR (measured) = 0.121 W/kg

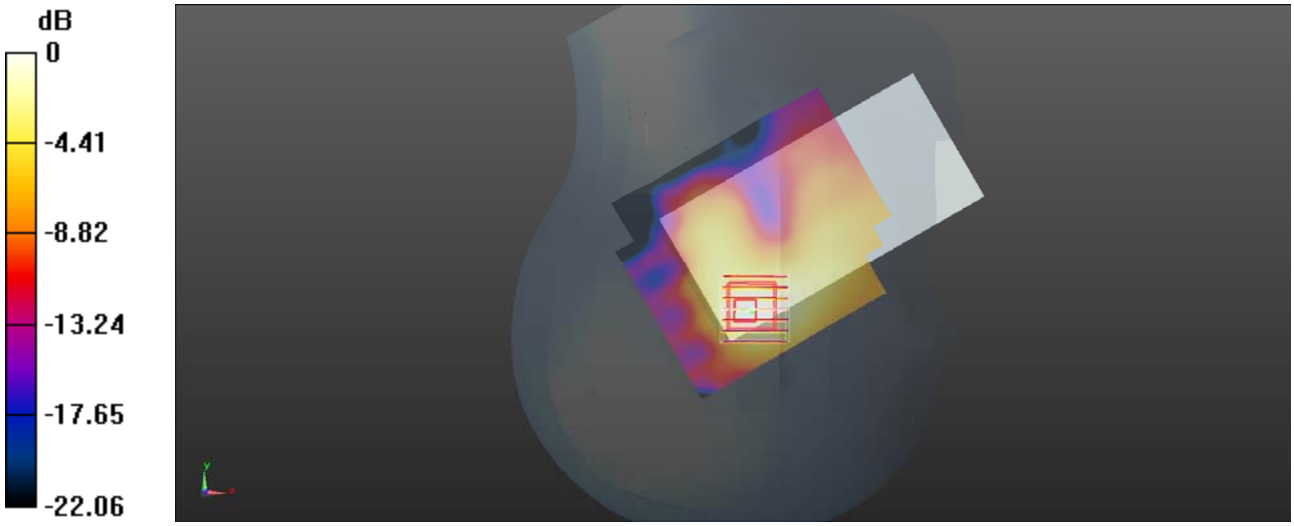


0 dB = 0.121 W/kg = -9.17 dBW/kg

**Plot 98#:**

**LTE Band 7 Head Right Tilt 50%RB Mid**

**DUT: X620**

Communication System: UID 0, Generic FDD-LTE (0); Frequency: 2535 MHz;Duty Cycle: 1:1
Medium: HBBL600-10000V6 Medium parameters used (interpolated): f = 2535 MHz; σ = 1.891 S/m; $\varepsilon_r$ = 40.846; ρ = 1000 kg/m$^3$

DASY5 Configuration:
- Probe: EX3DV4 - SN7522; ConvF(7.25, 7.25, 7.25) @ 2535 MHz; Calibrated: 2021/4/19
- Sensor-Surface: 4mm (Mechanical Surface Detection)
- Electronics: DAE4 Sn1354; Calibrated: 2021/9/1
- Phantom: Head model; Type: QD000P40CD; Serial: TP:1744
- Measurement SW: DASY52, Version 52.10 (4); SEMCAD X Version 14.6.14 (7501)

**Head Right Tilt/LTE Band 7 50%RB Mid/Area Scan (101x121x1):** Interpolated grid: dx=1.000 mm, dy=1.000 mm
Maximum value of SAR (interpolated) = 0.102 W/kg

**Head Right Tilt/LTE Band 7 50%RB Mid/Zoom Scan (7x7x7)/Cube 0:** Measurement grid: dx=5mm, dy=5mm, dz=5mm
Reference Value = 2.692 V/m; Power Drift = 0.05 dB
Peak SAR (extrapolated) = 0.153 W/kg
**SAR(1 g) = 0.080 W/kg; SAR(10 g) = 0.041 W/kg**
Maximum value of SAR (measured) = 0.0881 W/kg

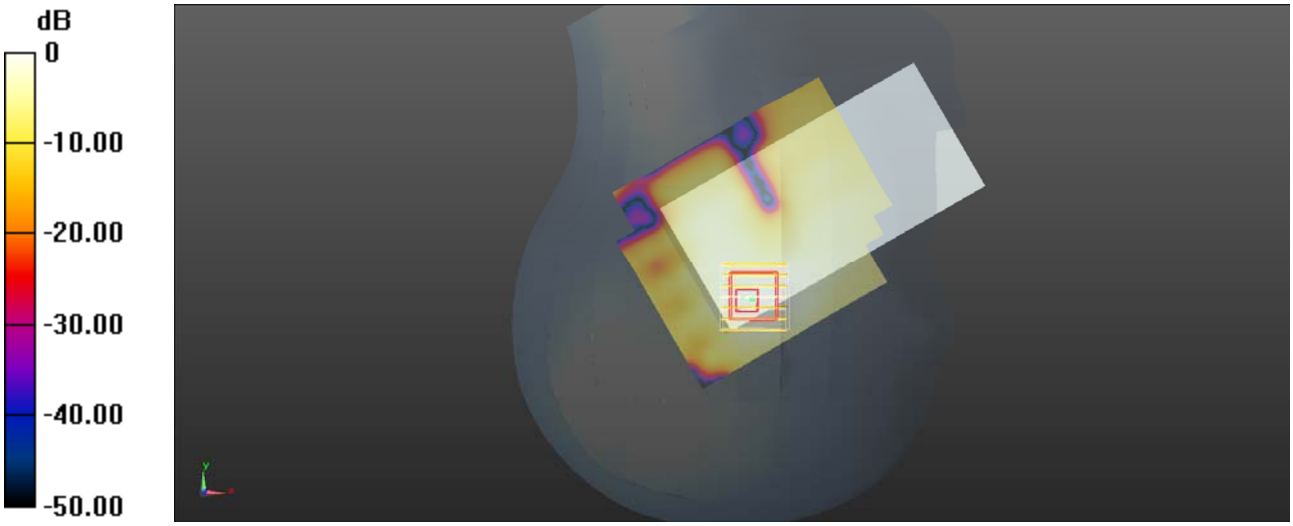


0 dB = 0.0881 W/kg = -10.55 dBW/kg

**Plot 99#:**

**LTE Band 7 Body Back 1RB Low**

**DUT: X620**

Communication System: UID 0, Generic FDD-LTE (0); Frequency: 2510 MHz;Duty Cycle: 1:1
Medium: HBBL600-10000V6 Medium parameters used (interpolated): f = 2510 MHz; σ = 1.87 S/m; $\varepsilon_r$ = 40.883; ρ = 1000 kg/m$^3$

DASY5 Configuration:
- Probe: EX3DV4 - SN7522; ConvF(7.25, 7.25, 7.25) @ 2510 MHz; Calibrated: 2021/4/19
- Sensor-Surface: 4mm (Mechanical Surface Detection)
- Electronics: DAE4 Sn1354; Calibrated: 2021/9/1
- Phantom: Head model; Type: QD000P40CD; Serial: TP:1744
- Measurement SW: DASY52, Version 52.10 (4); SEMCAD X Version 14.6.14 (7501)

**Body Back/LTE Band 7 1RB Low/Area Scan (101x111x1):** Interpolated grid: dx=1.000 mm, dy=1.000 mm
Maximum value of SAR (interpolated) = 1.81 W/kg

**Body Back/LTE Band 7 1RB Low/Zoom Scan (7x7x7)/Cube 0:** Measurement grid: dx=5mm, dy=5mm, dz=5mm
Reference Value = 6.624 V/m; Power Drift = -0.15 dB
Peak SAR (extrapolated) = 2.68 W/kg
**SAR(1 g) = 1.22 W/kg; SAR(10 g) = 0.807 W/kg**
Maximum value of SAR (measured) = 1.64 W/kg

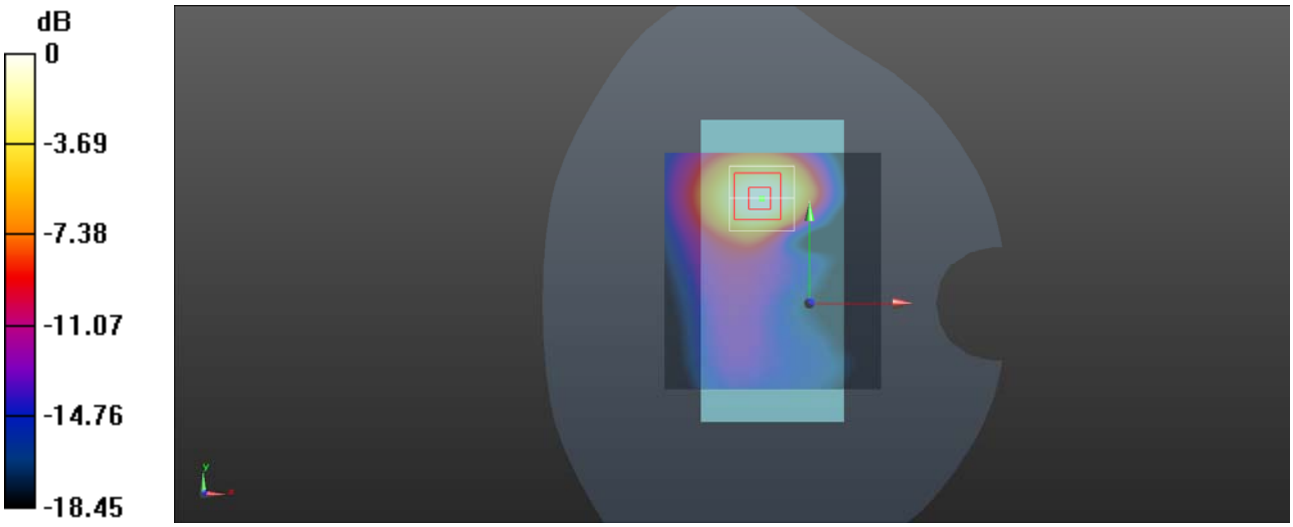


0 dB = 1.64 W/kg = 2.15 dBW/kg

**Plot 100#:**

**LTE Band 7 Body Back 1RB Mid**

**DUT: X620**

Communication System: UID 0, Generic FDD-LTE (0); Frequency: 2535 MHz;Duty Cycle: 1:1
Medium: HBBL600-10000V6 Medium parameters used (interpolated): f = 2535 MHz; σ = 1.891 S/m; $\varepsilon_r$ = 40.846; ρ = 1000 kg/m$^3$

DASY5 Configuration:
- Probe: EX3DV4 - SN7522; ConvF(7.25, 7.25, 7.25) @ 2535 MHz; Calibrated: 2021/4/19
- Sensor-Surface: 4mm (Mechanical Surface Detection)
- Electronics: DAE4 Sn1354; Calibrated: 2021/9/1
- Phantom: Head model; Type: QD000P40CD; Serial: TP:1744
- Measurement SW: DASY52, Version 52.10 (4); SEMCAD X Version 14.6.14 (7501)

**Body Back/LTE Band 7 1RB Mid/Area Scan (101x121x1):** Interpolated grid: dx=1.000 mm, dy=1.000 mm
Maximum value of SAR (interpolated) = 1.56 W/kg

**Body Back/LTE Band 7 1RB Mid/Zoom Scan (7x7x7)/Cube 0:** Measurement grid: dx=5mm, dy=5mm, dz=5mm
Reference Value = 16.45 V/m; Power Drift = 0.07 dB
Peak SAR (extrapolated) = 2.13 W/kg
**SAR(1 g) = 1.15 W/kg; SAR(10 g) = 0.804 W/kg**
Maximum value of SAR (measured) = 1.52 W/kg

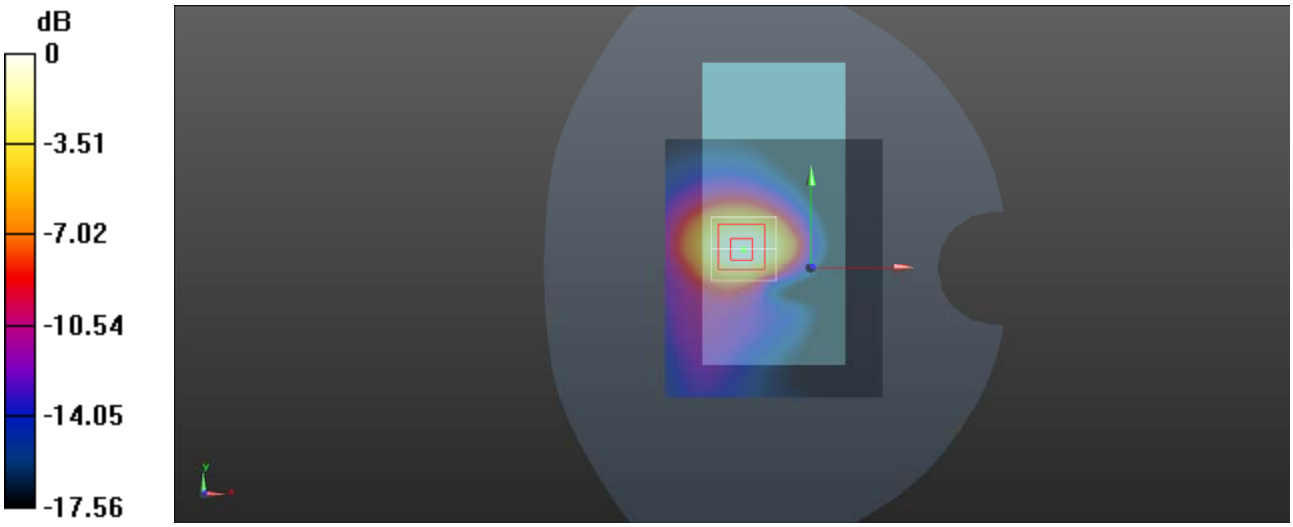


0 dB = 1.52 W/kg = 1.82 dBW/kg

**Plot 101#:**

**LTE Band 7 Body Back 1RB High**

**DUT: X620**

Communication System: UID 0, Generic FDD-LTE (0); Frequency: 2560 MHz;Duty Cycle: 1:1
Medium: HBBL600-10000V6 Medium parameters used: f = 2560 MHz; $\sigma$ = 1.898 S/m; $\varepsilon_r$ = 40.8; $\rho$ = 1000 kg/m$^3$

DASY5 Configuration:
- Probe: EX3DV4 - SN7522; ConvF(7.05, 7.05, 7.05) @ 2560 MHz; Calibrated: 2021/10/22
- Sensor-Surface: 4mm (Mechanical Surface Detection)
- Electronics: DAE4 Sn1354; Calibrated: 2021/9/1
- Phantom: Head model; Type: QD000P40CD; Serial: TP:1744
- Measurement SW: DASY52, Version 52.10 (4); SEMCAD X Version 14.6.14 (7501)

**Body Back/LTE Band 7 1RB High/Area Scan (101x111x1):** Interpolated grid: dx=1.000 mm, dy=1.000 mm
Maximum value of SAR (interpolated) = 1.56 W/kg

**Body Back/LTE Band 7 1RB High/Zoom Scan (7x7x7)/Cube 0:** Measurement grid: dx=5mm, dy=5mm, dz=5mm
Reference Value = 5.123 V/m; Power Drift = 0.03 dB
Peak SAR (extrapolated) = 2.21 W/kg
**SAR(1 g) = 1.19 W/kg; SAR(10 g) = 0.715 W/kg**
Maximum value of SAR (measured) = 1.51 W/kg

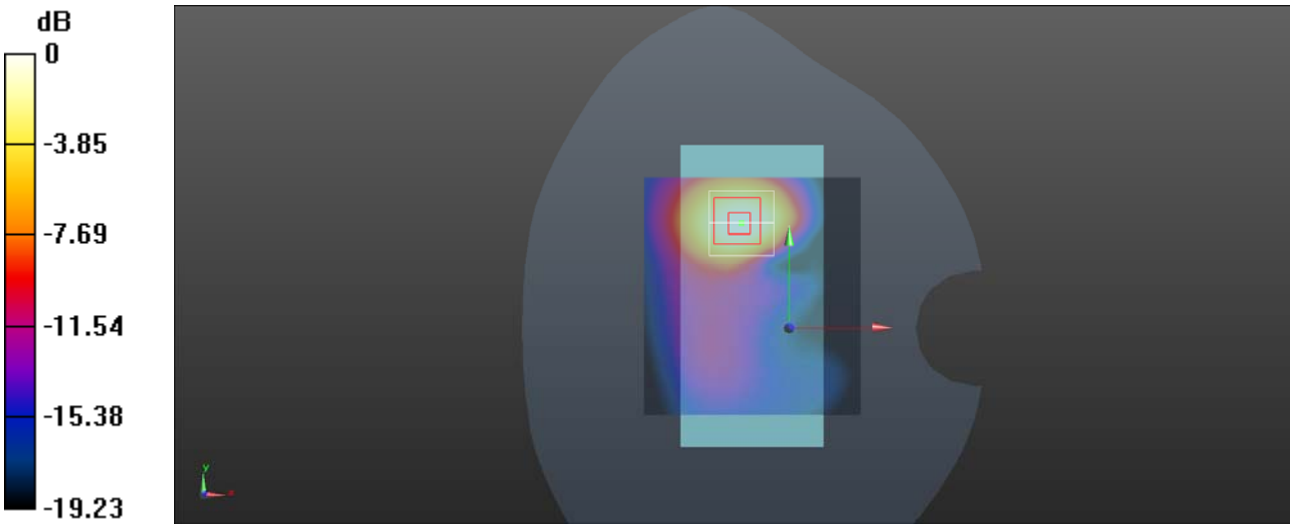


0 dB = 1.51 W/kg = 1.79 dBW/kg

**Plot 102#:**

**LTE Band 7 Body Back 50%RB Low**

**DUT: X620**

Communication System: UID 0, Generic FDD-LTE (0); Frequency: 2510 MHz;Duty Cycle: 1:1
Medium: HBBL600-10000V6 Medium parameters used (interpolated): f = 2510 MHz; σ = 1.87 S/m; $\varepsilon_r$ = 40.883; ρ = 1000 kg/m$^3$

DASY5 Configuration:
- Probe: EX3DV4 - SN7522; ConvF(7.25, 7.25, 7.25) @ 2510 MHz; Calibrated: 2021/4/19
- Sensor-Surface: 4mm (Mechanical Surface Detection)
- Electronics: DAE4 Sn1354; Calibrated: 2021/9/1
- Phantom: Head model; Type: QD000P40CD; Serial: TP:1744
- Measurement SW: DASY52, Version 52.10 (4); SEMCAD X Version 14.6.14 (7501)

**Body Back/LTE Band 7 50%RB Low/Area Scan (101x121x1):** Interpolated grid: dx=1.000 mm, dy=1.000 mm
Maximum value of SAR (interpolated) = 1.71 W/kg

**Body Back/LTE Band 7 50%RB Low/Zoom Scan (7x7x7)/Cube 0:** Measurement grid: dx=5mm, dy=5mm, dz=5mm
Reference Value = 24.46 V/m; Power Drift = -0.06 dB
Peak SAR (extrapolated) = 2.67 W/kg
**SAR(1 g) = 1.11 W/kg; SAR(10 g) = 0.813 W/kg**
Maximum value of SAR (measured) = 1.61 W/kg

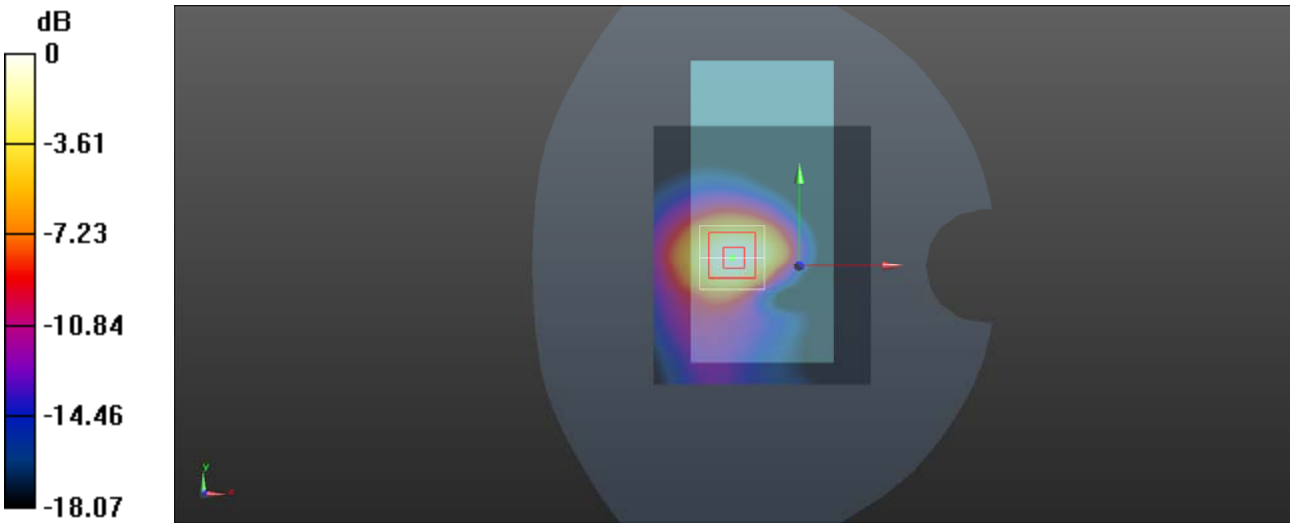


0 dB = 1.61 W/kg = 2.07 dBW/kg

**Plot 103#:**

**LTE Band 7 Body Back 50%RB Mid**

**DUT: X620**

Communication System: UID 0, Generic FDD-LTE (0); Frequency: 2535 MHz;Duty Cycle: 1:1
Medium: HBBL600-10000V6 Medium parameters used (interpolated): f = 2535 MHz; σ = 1.891 S/m; $\varepsilon_r$ = 40.846; ρ = 1000 kg/m$^3$

DASY5 Configuration:
- Probe: EX3DV4 - SN7522; ConvF(7.25, 7.25, 7.25) @ 2535 MHz; Calibrated: 2021/4/19
- Sensor-Surface: 4mm (Mechanical Surface Detection)
- Electronics: DAE4 Sn1354; Calibrated: 2021/9/1
- Phantom: Head model; Type: QD000P40CD; Serial: TP:1744
- Measurement SW: DASY52, Version 52.10 (4); SEMCAD X Version 14.6.14 (7501)

**Body Back/LTE Band 7 50%RB Mid/Area Scan (101x121x1):** Interpolated grid: dx=1.000 mm, dy=1.000 mm
Maximum value of SAR (interpolated) = 1.51 W/kg

**Body Back/LTE Band 7 50%RB Mid/Zoom Scan (7x7x7)/Cube 0:** Measurement grid: dx=5mm, dy=5mm, dz=5mm
Reference Value = 14.47 V/m; Power Drift = 0.01 dB
Peak SAR (extrapolated) = 2.13 W/kg
**SAR(1 g) = 1.08 W/kg; SAR(10 g) = 0.677 W/kg**
Maximum value of SAR (measured) = 1.44 W/kg

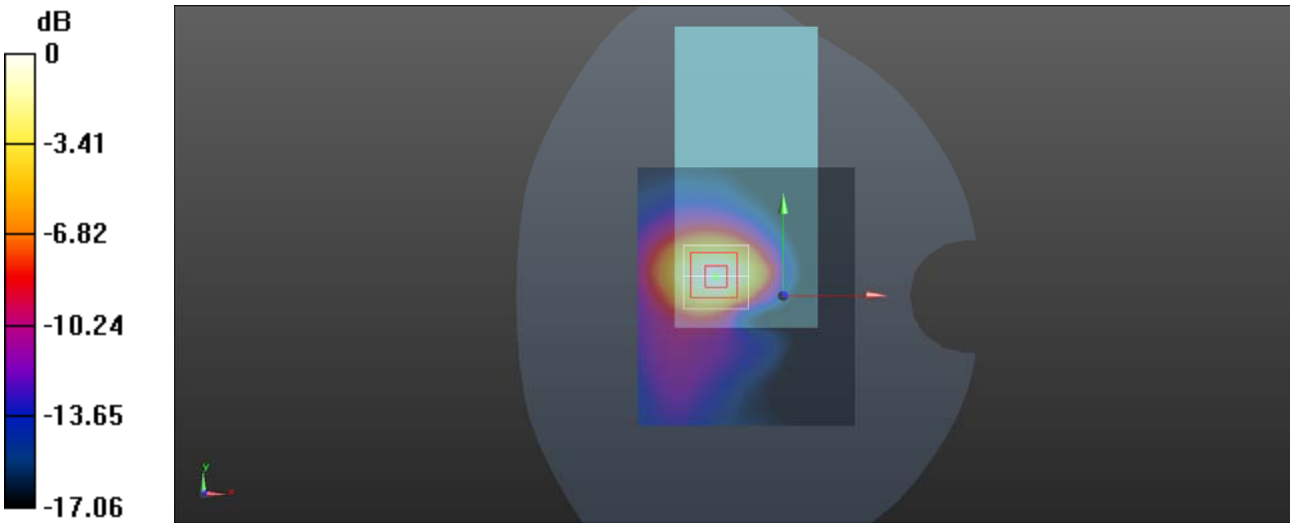


0 dB = 1.44 W/kg = 1.58 dBW/kg

**Plot 104#:**

**LTE Band 7 Body Back 50%RB High**

**DUT: X620**

Communication System: UID 0, Generic FDD-LTE (0); Frequency: 2560 MHz;Duty Cycle: 1:1
Medium: HBBL600-10000V6 Medium parameters used: f = 2560 MHz; $\sigma$ = 1.898 S/m; $\varepsilon_r$ = 40.8; $\rho$ = 1000 kg/m$^3$

DASY5 Configuration:
- Probe: EX3DV4 - SN7522; ConvF(7.05, 7.05, 7.05) @ 2560 MHz; Calibrated: 2021/10/22
- Sensor-Surface: 4mm (Mechanical Surface Detection)
- Electronics: DAE4 Sn1354; Calibrated: 2021/9/1
- Phantom: Head model; Type: QD000P40CD; Serial: TP:1744
- Measurement SW: DASY52, Version 52.10 (4); SEMCAD X Version 14.6.14 (7501)

**Body Back/LTE Band 7 50%RB High/Area Scan (101x101x1):** Interpolated grid: dx=1.000 mm, dy=1.000 mm
Maximum value of SAR (interpolated) = 1.54 W/kg

**Body Back/LTE Band 7 50%RB High/Zoom Scan (7x7x7)/Cube 0:** Measurement grid: dx=5mm, dy=5mm, dz=5mm
Reference Value = 19.33 V/m; Power Drift = 0.05 dB
Peak SAR (extrapolated) = 2.19 W/kg
**SAR(1 g) = 1.09 W/kg; SAR(10 g) = 0.672 W/kg**
Maximum value of SAR (measured) = 1.47 W/kg

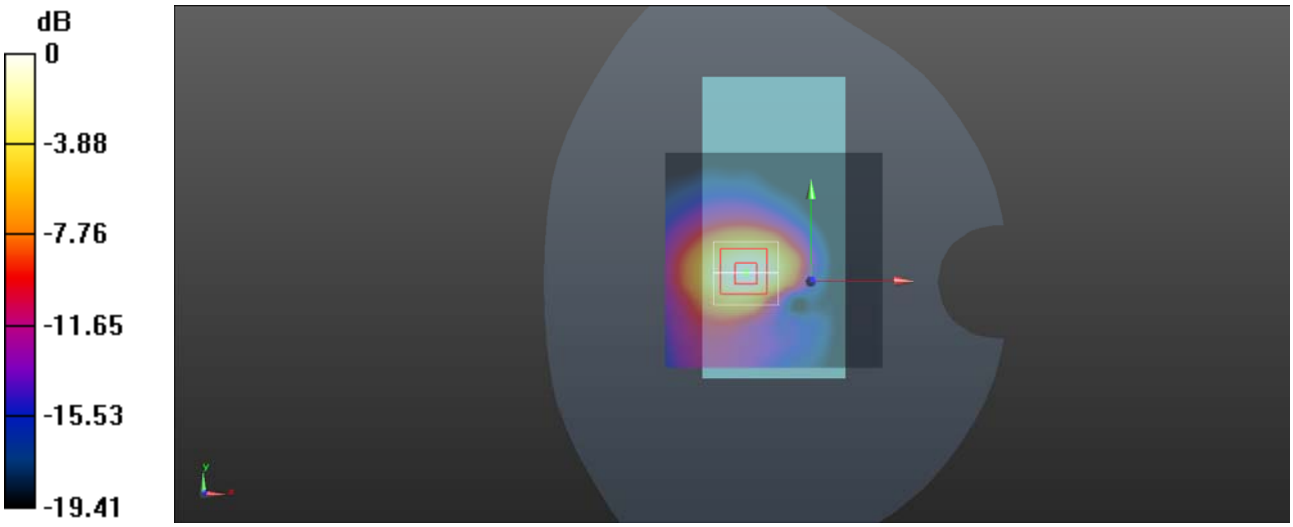


0 dB = 1.47 W/kg = 1.67 dBW/kg

**Plot 105#:**

**LTE Band 7 Body Back 100%RB Mid**

**DUT: X620**

Communication System: UID 0, Generic FDD-LTE (0); Frequency: 2535 MHz;Duty Cycle: 1:1
Medium: HBBL600-10000V6 Medium parameters used (interpolated): f = 2535 MHz; σ = 1.891 S/m; $\varepsilon_r$ = 40.846; ρ = 1000 kg/m$^3$

DASY5 Configuration:
- Probe: EX3DV4 - SN7522; ConvF(7.25, 7.25, 7.25) @ 2535 MHz; Calibrated: 2021/4/19
- Sensor-Surface: 4mm (Mechanical Surface Detection)
- Electronics: DAE4 Sn1354; Calibrated: 2021/9/1
- Phantom: Head model; Type: QD000P40CD; Serial: TP:1744
- Measurement SW: DASY52, Version 52.10 (4); SEMCAD X Version 14.6.14 (7501)

**Body Back/LTE Band 7 100%RB Mid/Area Scan (101x121x1):** Interpolated grid: dx=1.000 mm, dy=1.000 mm
Maximum value of SAR (interpolated) = 1.44 W/kg

**Body Back/LTE Band 7 100%RB Mid/Zoom Scan (7x7x7)/Cube 0:** Measurement grid: dx=5mm, dy=5mm, dz=5mm
Reference Value = 14.05 V/m; Power Drift = 0.07 dB
Peak SAR (extrapolated) = 2.02 W/kg
**SAR(1 g) = 1.01 W/kg; SAR(10 g) = 0.671 W/kg**
Maximum value of SAR (measured) = 1.36 W/kg

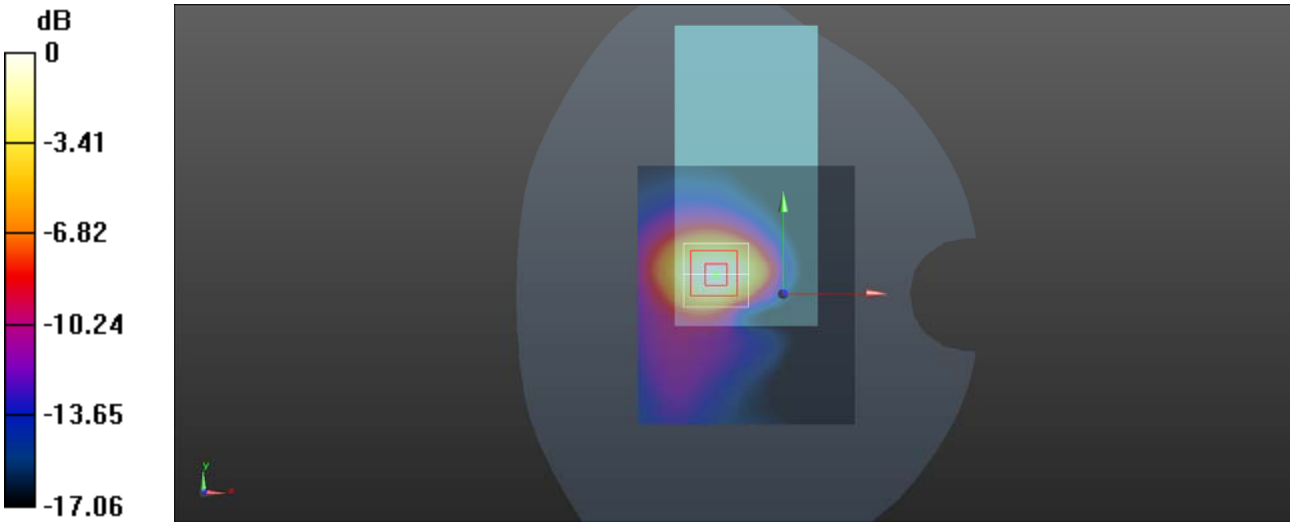


0 dB = 1.36 W/kg = 1.34 dBW/kg

**Plot 106#:**

**LTE Band 7 Body Left 1RB Mid**

**DUT: X620**

Communication System: UID 0, Generic FDD-LTE (0); Frequency: 2535 MHz;Duty Cycle: 1:1
Medium: HBBL600-10000V6 Medium parameters used (interpolated): f = 2535 MHz; σ = 1.891 S/m; $\varepsilon_r$ = 40.846; ρ = 1000 kg/m$^3$

DASY5 Configuration:
- Probe: EX3DV4 - SN7522; ConvF(7.25, 7.25, 7.25) @ 2535 MHz; Calibrated: 2021/4/19
- Sensor-Surface: 4mm (Mechanical Surface Detection)
- Electronics: DAE4 Sn1354; Calibrated: 2021/9/1
- Phantom: Head model; Type: QD000P40CD; Serial: TP:1744
- Measurement SW: DASY52, Version 52.10 (4); SEMCAD X Version 14.6.14 (7501)

**Body Left/LTE Band 7 1RB Mid/Area Scan (101x121x1):** Interpolated grid: dx=1.000 mm, dy=1.000 mm
Maximum value of SAR (interpolated) = 0.329 W/kg

**Body Left/LTE Band 7 1RB Mid/Zoom Scan (7x7x7)/Cube 0:** Measurement grid: dx=5mm, dy=5mm, dz=5mm
Reference Value = 11.91 V/m; Power Drift = 0.16 dB
Peak SAR (extrapolated) = 0.521 W/kg
**SAR(1 g) = 0.303 W/kg; SAR(10 g) = 0.174 W/kg**
Maximum value of SAR (measured) = 0.328 W/kg

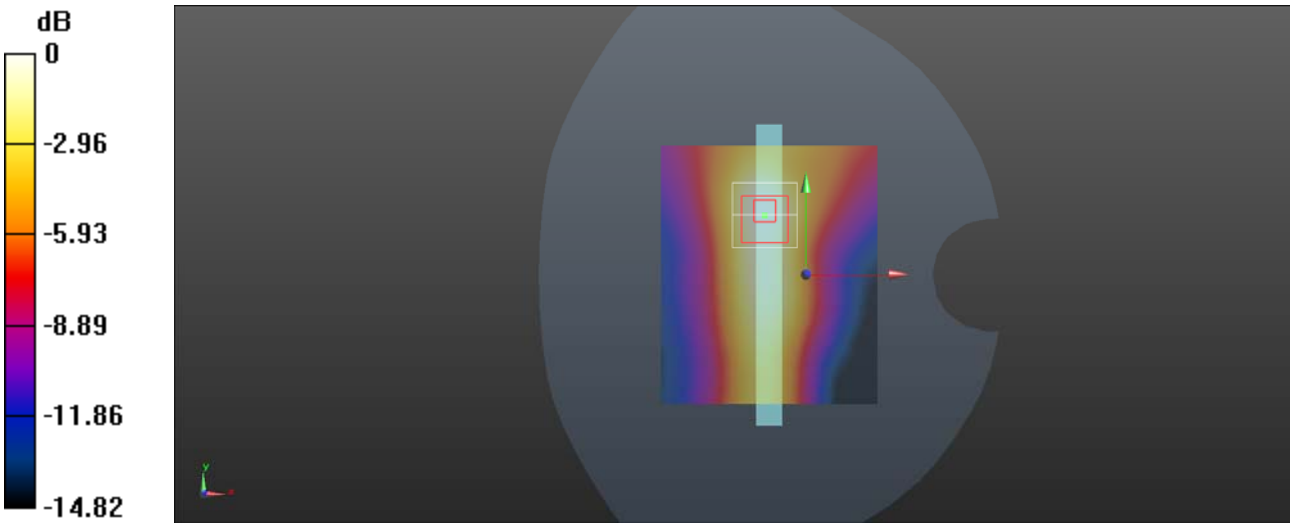


0 dB = 0.328 W/kg = -4.84 dBW/kg

**Plot 107#:**

**LTE Band 7 Body Left 50%RB Mid**

**DUT: X620**

Communication System: UID 0, Generic FDD-LTE (0); Frequency: 2535 MHz;Duty Cycle: 1:1
Medium: HBBL600-10000V6 Medium parameters used (interpolated): f = 2535 MHz; σ = 1.891 S/m; $\varepsilon_r$ = 40.846; ρ = 1000 kg/m$^3$

DASY5 Configuration:
- Probe: EX3DV4 - SN7522; ConvF(7.25, 7.25, 7.25) @ 2535 MHz; Calibrated: 2021/4/19
- Sensor-Surface: 4mm (Mechanical Surface Detection)
- Electronics: DAE4 Sn1354; Calibrated: 2021/9/1
- Phantom: Head model; Type: QD000P40CD; Serial: TP:1744
- Measurement SW: DASY52, Version 52.10 (4); SEMCAD X Version 14.6.14 (7501)

**Body Left/LTE Band 7 50%RB Mid/Area Scan (101x121x1):** Interpolated grid: dx=1.000 mm, dy=1.000 mm
Maximum value of SAR (interpolated) = 0.262 W/kg

**Body Left/LTE Band 7 50%RB Mid/Zoom Scan (7x7x7)/Cube 0:** Measurement grid: dx=5mm, dy=5mm, dz=5mm
Reference Value = 10.58 V/m; Power Drift = 0.18 dB
Peak SAR (extrapolated) = 0.410 W/kg
**SAR(1 g) = 0.239 W/kg; SAR(10 g) = 0.137 W/kg**
Maximum value of SAR (measured) = 0.258 W/kg

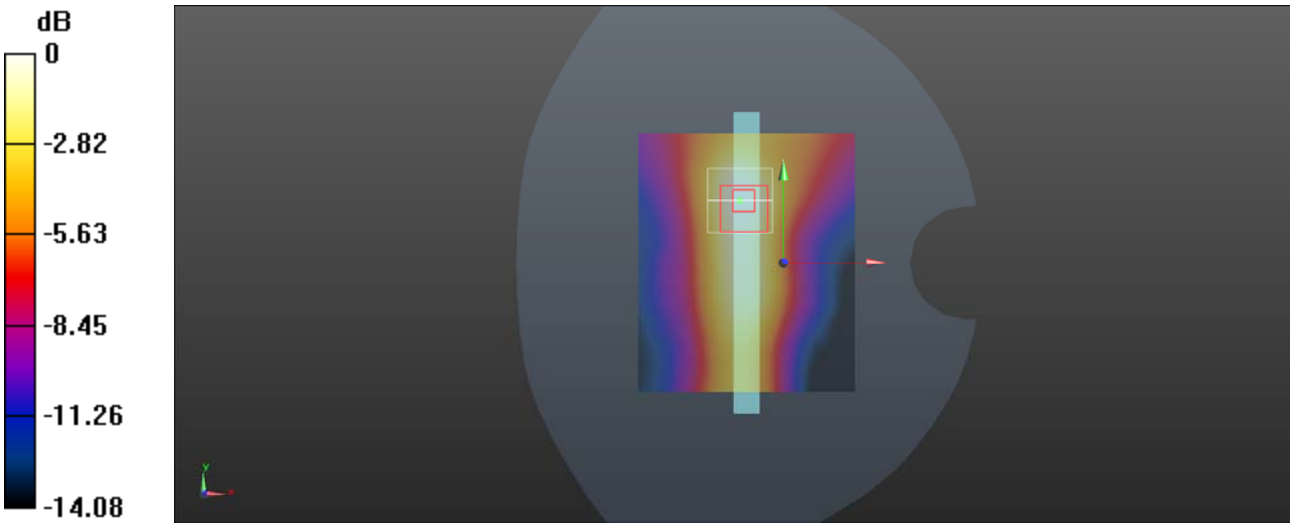


0 dB = 0.258 W/kg = -5.88 dBW/kg

**Plot 108#:**

**LTE Band 7 Body Right 1RB Mid**

**DUT: X620**

Communication System: UID 0, Generic FDD-LTE (0); Frequency: 2535 MHz;Duty Cycle: 1:1
Medium: HBBL600-10000V6 Medium parameters used (interpolated): f = 2535 MHz; σ = 1.891 S/m; $\varepsilon_r$ = 40.846; ρ = 1000 kg/m$^3$

DASY5 Configuration:
- Probe: EX3DV4 - SN7522; ConvF(7.25, 7.25, 7.25) @ 2535 MHz; Calibrated: 2021/4/19
- Sensor-Surface: 4mm (Mechanical Surface Detection)
- Electronics: DAE4 Sn1354; Calibrated: 2021/9/1
- Phantom: Head model; Type: QD000P40CD; Serial: TP:1744
- Measurement SW: DASY52, Version 52.10 (4); SEMCAD X Version 14.6.14 (7501)

**Body Right/LTE Band 7 1RB Mid/Area Scan (101x121x1):** Interpolated grid: dx=1.000 mm, dy=1.000 mm
Maximum value of SAR (interpolated) = 0.0232 W/kg

**Body Right/LTE Band 7 1RB Mid/Zoom Scan (7x7x7)/Cube 0:** Measurement grid: dx=5mm, dy=5mm, dz=5mm
Reference Value = 0.9220 V/m; Power Drift = 0.04 dB
Peak SAR (extrapolated) = 0.0300 W/kg
**SAR(1 g) = 0.021 W/kg; SAR(10 g) = 0.015 W/kg**
Maximum value of SAR (measured) = 0.0219 W/kg

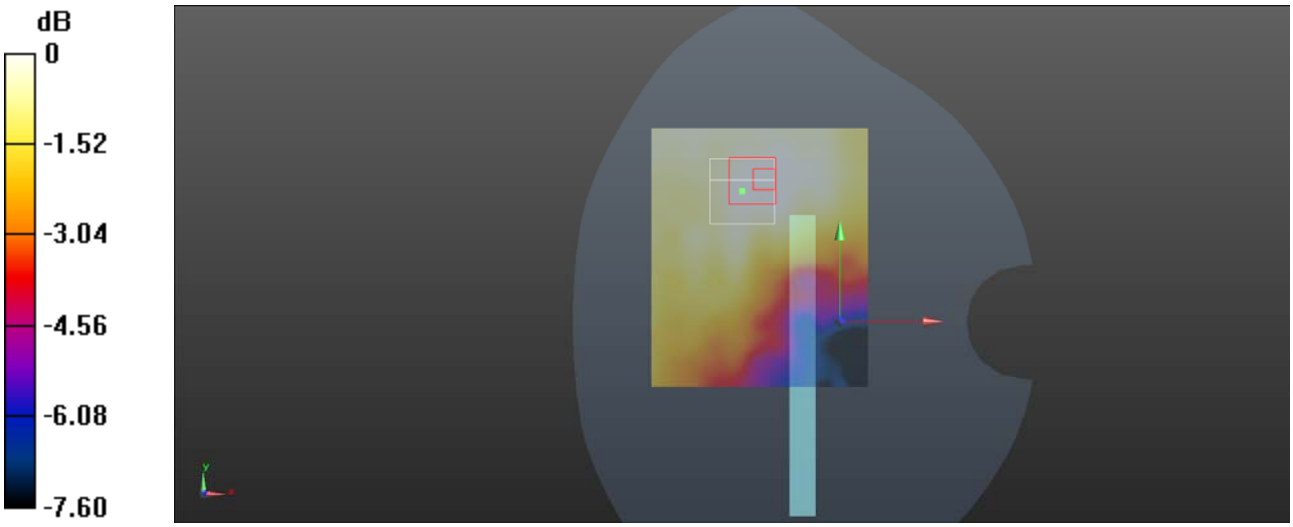


0 dB = 0.0219 W/kg = -16.60 dBW/kg

**Plot 109#:**

**LTE Band 7 Body Right 50%RB Mid**

**DUT: X620**

Communication System: UID 0, Generic FDD-LTE (0); Frequency: 2535 MHz;Duty Cycle: 1:1
Medium: HBBL600-10000V6 Medium parameters used (interpolated): f = 2535 MHz; σ = 1.891 S/m; $\varepsilon_r$ = 40.846; ρ = 1000 kg/m$^3$

DASY5 Configuration:
- Probe: EX3DV4 - SN7522; ConvF(7.25, 7.25, 7.25) @ 2535 MHz; Calibrated: 2021/4/19
- Sensor-Surface: 4mm (Mechanical Surface Detection)
- Electronics: DAE4 Sn1354; Calibrated: 2021/9/1
- Phantom: Head model; Type: QD000P40CD; Serial: TP:1744
- Measurement SW: DASY52, Version 52.10 (4); SEMCAD X Version 14.6.14 (7501)

**Body Right/LTE Band 7 50%RB Mid/Area Scan (101x121x1):** Interpolated grid: dx=1.000 mm, dy=1.000 mm
Maximum value of SAR (interpolated) = 0.0194 W/kg

**Body Right/LTE Band 7 50%RB Mid/Zoom Scan (7x7x7)/Cube 0:** Measurement grid: dx=5mm, dy=5mm, dz=5mm
Reference Value = 0 V/m; Power Drift = 0.00 dB
Peak SAR (extrapolated) = 0.0260 W/kg
**SAR(1 g) = 0.017 W/kg; SAR(10 g) = 0.012 W/kg**
Maximum value of SAR (measured) = 0.0180 W/kg

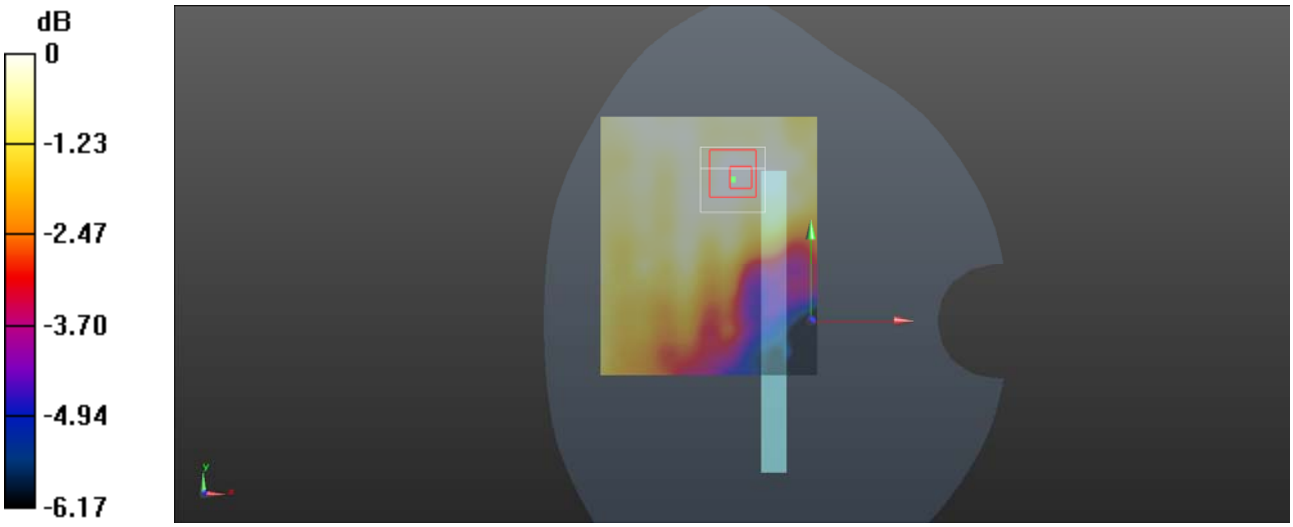


0 dB = 0.0180 W/kg = -17.45 dBW/kg

**Plot 110#:**

**LTE Band 7 Body Bottom 1RB Low**

**DUT: X620**

Communication System: UID 0, Generic FDD-LTE (0); Frequency: 2510 MHz;Duty Cycle: 1:1
Medium: HBBL600-10000V6 Medium parameters used (interpolated): f = 2510 MHz; σ = 1.87 S/m; $\varepsilon_r$ = 40.883; ρ = 1000 kg/m$^3$

DASY5 Configuration:
- Probe: EX3DV4 - SN7522; ConvF(7.25, 7.25, 7.25) @ 2510 MHz; Calibrated: 2021/4/19
- Sensor-Surface: 4mm (Mechanical Surface Detection)
- Electronics: DAE4 Sn1354; Calibrated: 2021/9/1
- Phantom: Head model; Type: QD000P40CD; Serial: TP:1744
- Measurement SW: DASY52, Version 52.10 (4); SEMCAD X Version 14.6.14 (7501)

**Body Bottom/LTE Band 7 1RB Low/Area Scan (101x101x1):** Interpolated grid: dx=1.000 mm, dy=1.000 mm
Maximum value of SAR (interpolated) = 1.80 W/kg

**Body Bottom/LTE Band 7 1RB Low/Zoom Scan (7x7x7)/Cube 0:** Measurement grid: dx=5mm, dy=5mm, dz=5mm
Reference Value = 29.35 V/m; Power Drift = -0.14 dB
Peak SAR (extrapolated) = 2.28 W/kg
**SAR(1 g) = 1.15 W/kg; SAR(10 g) = 0.827 W/kg**
Maximum value of SAR (measured) = 1.71 W/kg

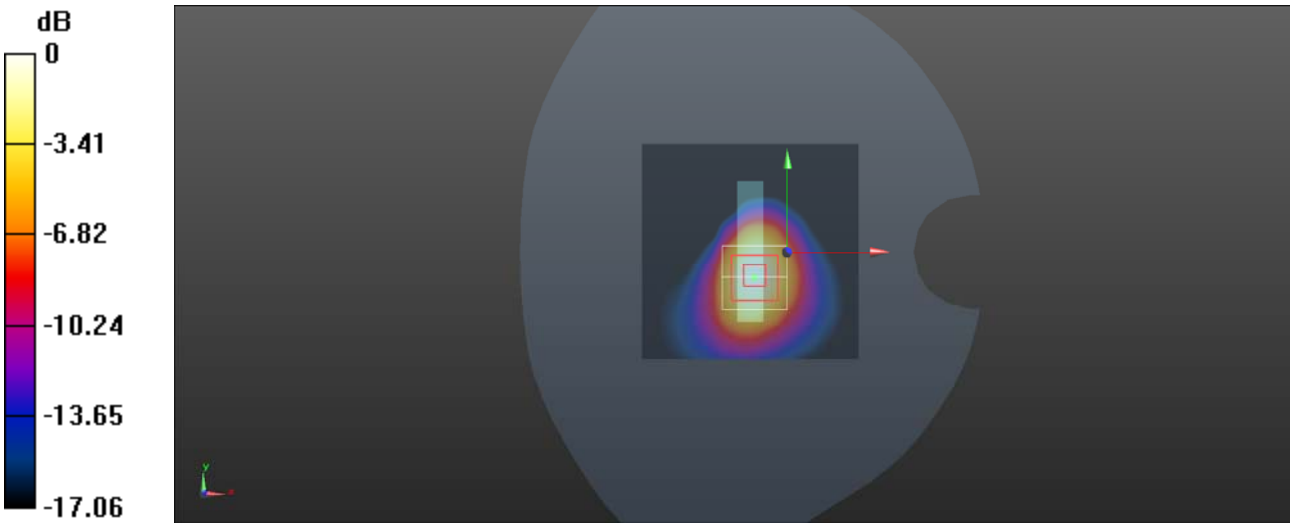


0 dB = 1.71 W/kg = 2.33 dBW/kg

**Plot 111#:**

**LTE Band 7 Body Bottom 1RB Mid**

**DUT: X620**

Communication System: UID 0, Generic FDD-LTE (0); Frequency: 2535 MHz;Duty Cycle: 1:1
Medium: HBBL600-10000V6 Medium parameters used (interpolated): f = 2535 MHz; σ = 1.891 S/m; $\varepsilon_r$ = 40.846; ρ = 1000 kg/m$^3$

DASY5 Configuration:
- Probe: EX3DV4 - SN7522; ConvF(7.25, 7.25, 7.25) @ 2535 MHz; Calibrated: 2021/4/19
- Sensor-Surface: 4mm (Mechanical Surface Detection)
- Electronics: DAE4 Sn1354; Calibrated: 2021/9/1
- Phantom: Head model; Type: QD000P40CD; Serial: TP:1744
- Measurement SW: DASY52, Version 52.10 (4); SEMCAD X Version 14.6.14 (7501)

**Body Bottom/LTE Band 7 1RB Mid/Area Scan (101x101x1):** Interpolated grid: dx=1.000 mm, dy=1.000 mm
Maximum value of SAR (interpolated) = 1.89 W/kg

**Body Bottom/LTE Band 7 1RB Mid/Zoom Scan (7x7x7)/Cube 0:** Measurement grid: dx=5mm, dy=5mm, dz=5mm
Reference Value = 26.66 V/m; Power Drift = -0.10 dB
Peak SAR (extrapolated) = 2.63 W/kg
**SAR(1 g) = 1.12 W/kg; SAR(10 g) = 0.879 W/kg**
Maximum value of SAR (measured) = 1.80 W/kg

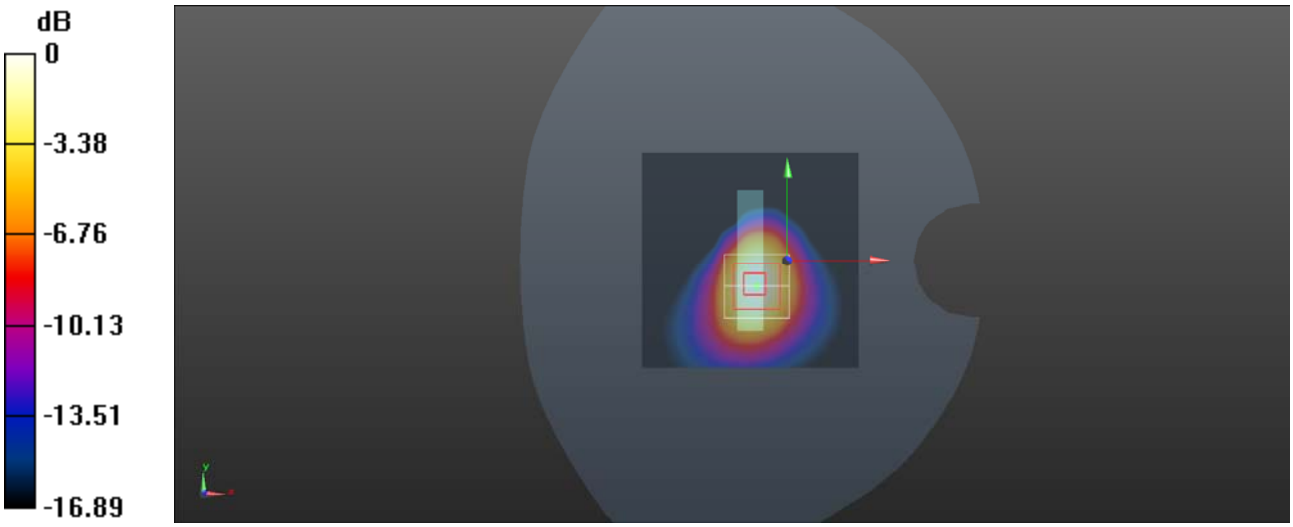


0 dB = 1.80 W/kg = 2.55 dBW/kg

**Plot 112#:**

**LTE Band 7 Body Bottom 1RB High**

**DUT: X620**

Communication System: UID 0, Generic FDD-LTE (0); Frequency: 2560 MHz;Duty Cycle: 1:1
Medium: HBBL600-10000V6 Medium parameters used: f = 2560 MHz; $\sigma$ = 1.988 S/m; $\varepsilon_r$ = 40.8; $\rho$ = 1000 kg/m$^3$

DASY5 Configuration:
- Probe: EX3DV4 - SN7522; ConvF(7.05, 7.05, 7.05) @ 2560 MHz; Calibrated: 2021/10/22
- Sensor-Surface: 4mm (Mechanical Surface Detection)
- Electronics: DAE4 Sn1354; Calibrated: 2021/9/1
- Phantom: Head model; Type: QD000P40CD; Serial: TP:1744
- Measurement SW: DASY52, Version 52.10 (4); SEMCAD X Version 14.6.14 (7501)

**Body Bottom/LTE Band 7 1RB High/Area Scan (101x101x1):** Interpolated grid: dx=1.000 mm, dy=1.000 mm
Maximum value of SAR (interpolated) = 1.74 W/kg

**Body Bottom/LTE Band 7 1RB High/Zoom Scan (7x7x7)/Cube 0:** Measurement grid: dx=5mm, dy=5mm, dz=5mm
Reference Value = 24.92 V/m; Power Drift = -0.08 dB
Peak SAR (extrapolated) = 2.45 W/kg
**SAR(1 g) = 1.07 W/kg; SAR(10 g) = 0.784 W/kg**
Maximum value of SAR (measured) = 1.68 W/kg

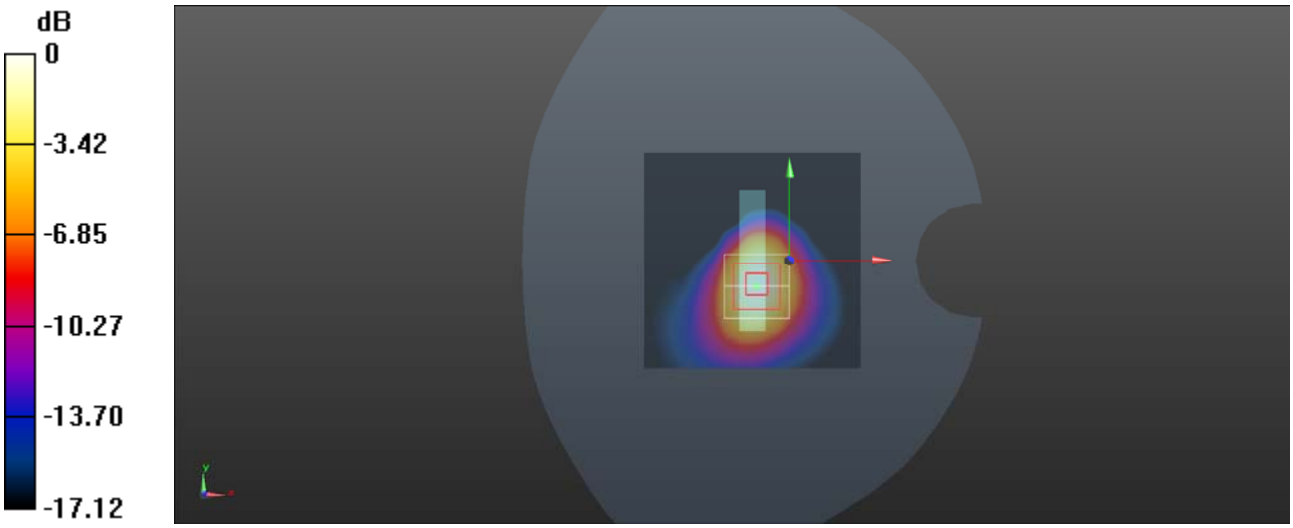


0 dB = 1.68 W/kg = 2.25 dBW/kg

**Plot 113#:**

**LTE Band 7 Body Bottom 50%RB Low**

**DUT: X620**

Communication System: UID 0, Generic FDD-LTE (0); Frequency: 2510 MHz;Duty Cycle: 1:1
Medium: HBBL600-10000V6 Medium parameters used (interpolated): f = 2510 MHz; σ = 1.87 S/m; $\varepsilon_r$ = 40.883; ρ = 1000 kg/m$^3$

DASY5 Configuration:
- Probe: EX3DV4 - SN7522; ConvF(7.25, 7.25, 7.25) @ 2510 MHz; Calibrated: 2021/4/19
- Sensor-Surface: 4mm (Mechanical Surface Detection)
- Electronics: DAE4 Sn1354; Calibrated: 2021/9/1
- Phantom: Head model; Type: QD000P40CD; Serial: TP:1744
- Measurement SW: DASY52, Version 52.10 (4); SEMCAD X Version 14.6.14 (7501)

**Body Bottom/LTE Band 7 50%RB Low/Area Scan (101x101x1):** Interpolated grid: dx=1.000 mm, dy=1.000 mm
Maximum value of SAR (interpolated) = 1.63 W/kg

**Body Bottom/LTE Band 7 50%RB Low/Zoom Scan (7x7x7)/Cube 0:** Measurement grid: dx=5mm, dy=5mm, dz=5mm
Reference Value = 24.77 V/m; Power Drift = -0.19 dB
Peak SAR (extrapolated) = 2.33 W/kg
**SAR(1 g) = 1.11 W/kg; SAR(10 g) = 0.751 W/kg**
Maximum value of SAR (measured) = 1.57 W/kg

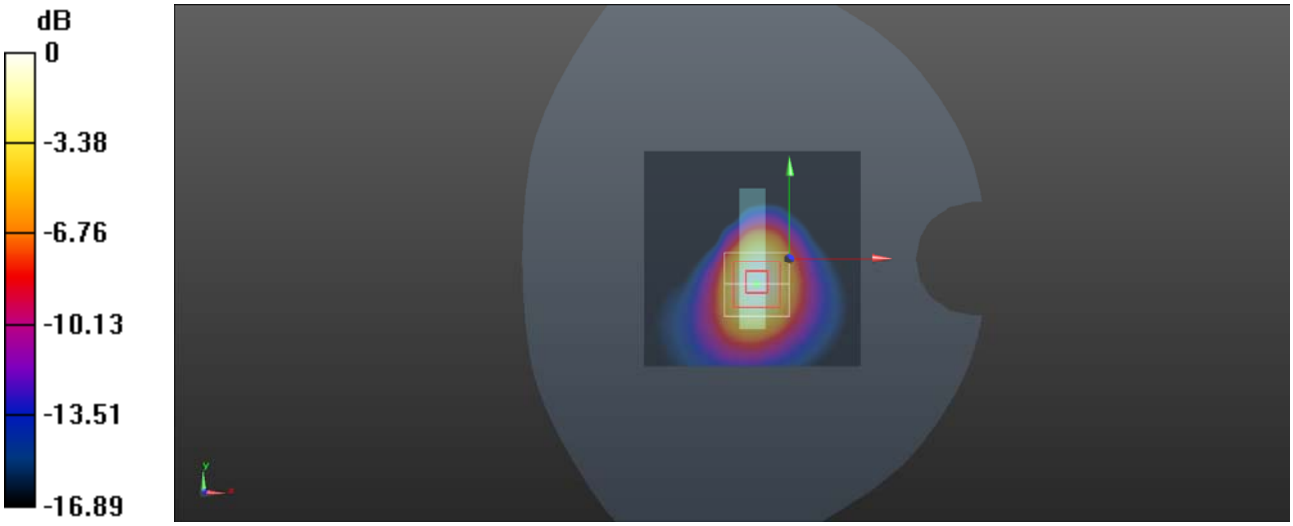


0 dB = 1.57 W/kg = 1.96 dBW/kg

**Plot 114#:**

**LTE Band 7 Body Bottom 50%RB Mid**

**DUT: X620**

Communication System: UID 0, Generic FDD-LTE (0); Frequency: 2535 MHz;Duty Cycle: 1:1
Medium: HBBL600-10000V6 Medium parameters used (interpolated): f = 2535 MHz; σ = 1.891 S/m; $\varepsilon_r$ = 40.846; ρ = 1000 kg/m$^3$

DASY5 Configuration:
- Probe: EX3DV4 - SN7522; ConvF(7.25, 7.25, 7.25) @ 2535 MHz; Calibrated: 2021/4/19
- Sensor-Surface: 4mm (Mechanical Surface Detection)
- Electronics: DAE4 Sn1354; Calibrated: 2021/9/1
- Phantom: Head model; Type: QD000P40CD; Serial: TP:1744
- Measurement SW: DASY52, Version 52.10 (4); SEMCAD X Version 14.6.14 (7501)

**Body Bottom/LTE Band 7 50%RB Mid/Area Scan (101x101x1):** Interpolated grid: dx=1.000 mm, dy=1.000 mm
Maximum value of SAR (interpolated) = 1.40 W/kg

**Body Bottom/LTE Band 7 50%RB Mid/Zoom Scan (7x7x7)/Cube 0:** Measurement grid: dx=5mm, dy=5mm, dz=5mm
Reference Value = 23.04 V/m; Power Drift = -0.15 dB
Peak SAR (extrapolated) = 2.09 W/kg
**SAR(1 g) = 1.05 W/kg; SAR(10 g) = 0.668 W/kg**
Maximum value of SAR (measured) = 1.40 W/kg

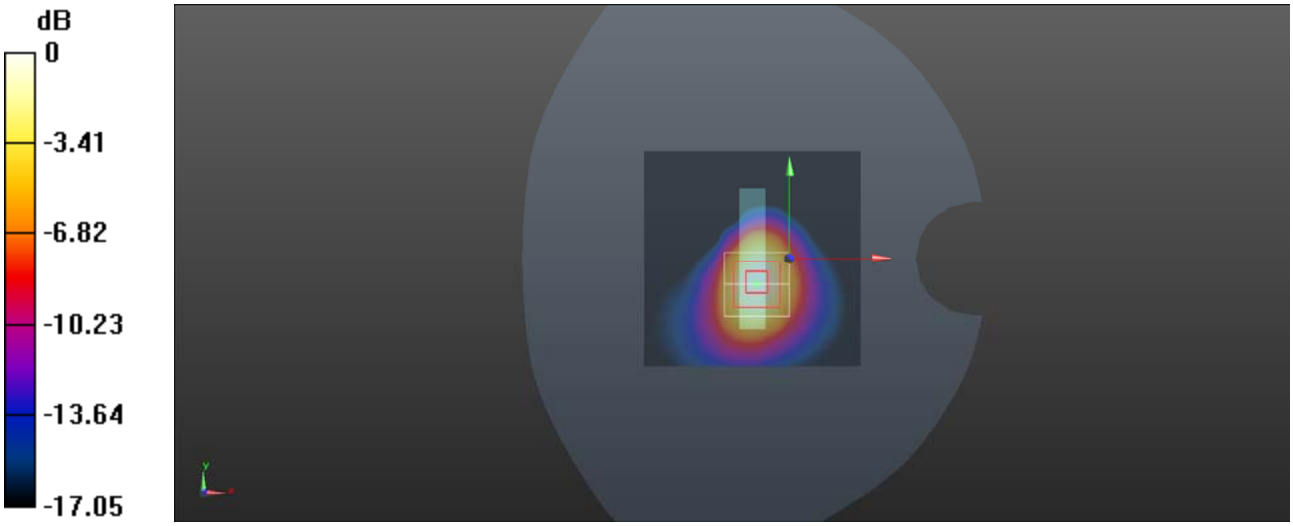


0 dB = 1.40 W/kg = 1.46 dBW/kg

**Plot 115#:**

**LTE Band 7 Body Bottom 50%RB High**

**DUT: X620**

Communication System: UID 0, Generic FDD-LTE (0); Frequency: 2560 MHz;Duty Cycle: 1:1
Medium: HBBL600-10000V6 Medium parameters used: f = 2560 MHz; $\sigma$ = 1.988 S/m; $\varepsilon_r$ = 40.8; $\rho$ = 1000 kg/m$^3$

DASY5 Configuration:
- Probe: EX3DV4 - SN7522; ConvF(7.05, 7.05, 7.05) @ 2560 MHz; Calibrated: 2021/10/22
- Sensor-Surface: 4mm (Mechanical Surface Detection)
- Electronics: DAE4 Sn1354; Calibrated: 2021/9/1
- Phantom: Head model; Type: QD000P40CD; Serial: TP:1744
- Measurement SW: DASY52, Version 52.10 (4); SEMCAD X Version 14.6.14 (7501)

**Body Bottom/LTE Band 7 50%RB High/Area Scan (101x101x1):** Interpolated grid: dx=1.000 mm, dy=1.000 mm
Maximum value of SAR (interpolated) = 1.32 W/kg

**Body Bottom/LTE Band 7 50%RB High/Zoom Scan (7x7x7)/Cube 0:** Measurement grid: dx=5mm, dy=5mm, dz=5mm
Reference Value = 21.22 V/m; Power Drift = -0.12 dB
Peak SAR (extrapolated) = 1.87 W/kg
**SAR(1 g) = 1.03 W/kg; SAR(10 g) = 0.602 W/kg**
Maximum value of SAR (measured) = 1.27 W/kg

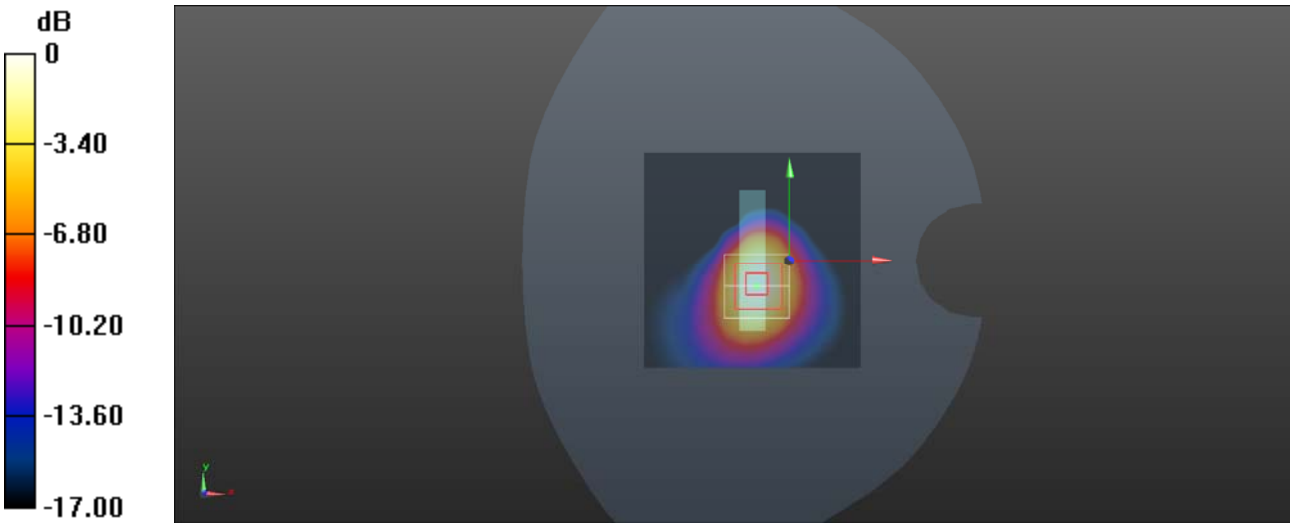


0 dB = 1.27 W/kg = 1.04 dBW/kg

**Plot 116#:**

**LTE Band 7 Body Bottom 100%RB Mid**

**DUT: X620**

Communication System: UID 0, Generic FDD-LTE (0); Frequency: 2535 MHz;Duty Cycle: 1:1
Medium: HBBL600-10000V6 Medium parameters used (interpolated): f = 2535 MHz; σ = 1.891 S/m; $\varepsilon_r$ = 40.846; ρ = 1000 kg/m$^3$

DASY5 Configuration:
- Probe: EX3DV4 - SN7522; ConvF(7.25, 7.25, 7.25) @ 2535 MHz; Calibrated: 2021/4/19
- Sensor-Surface: 4mm (Mechanical Surface Detection)
- Electronics: DAE4 Sn1354; Calibrated: 2021/9/1
- Phantom: Head model; Type: QD000P40CD; Serial: TP:1744
- Measurement SW: DASY52, Version 52.10 (4); SEMCAD X Version 14.6.14 (7501)

**Body Bottom/LTE Band 7 100%RB Mid/Area Scan (101x101x1):** Interpolated grid: dx=1.000 mm, dy=1.000 mm
Maximum value of SAR (interpolated) = 1.26 W/kg

**Body Bottom/LTE Band 7 100%RB Mid/Zoom Scan (7x7x7)/Cube 0:** Measurement grid: dx=5mm, dy=5mm, dz=5mm
Reference Value = 20.07 V/m; Power Drift = -0.04 dB
Peak SAR (extrapolated) = 1.89 W/kg
**SAR(1 g) = 0.986 W/kg; SAR(10 g) = 0.642 W/kg**
Maximum value of SAR (measured) = 1.19 W/kg

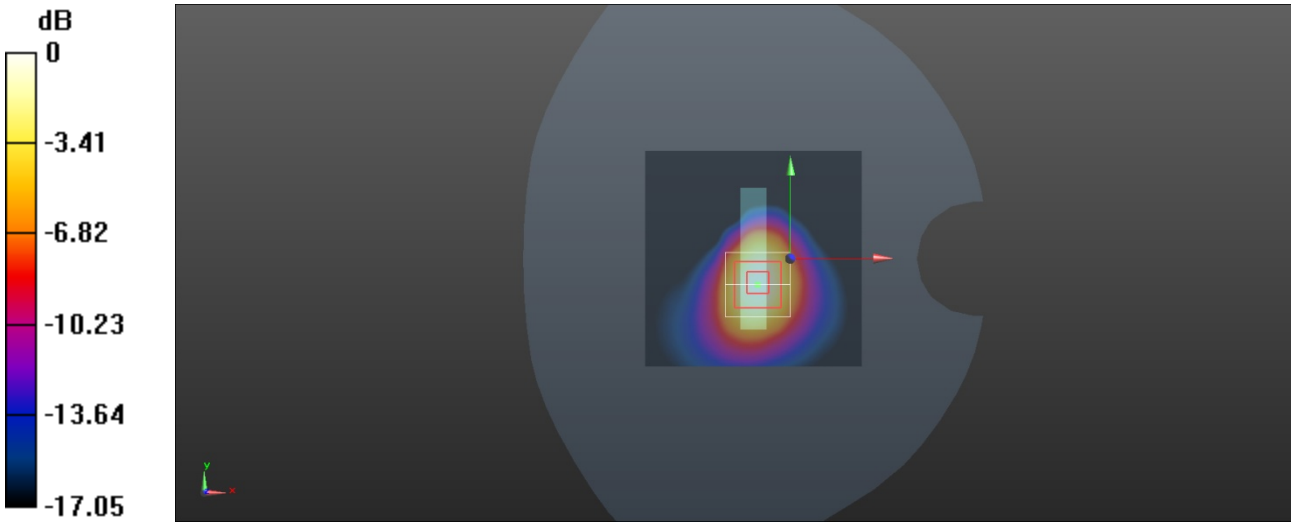


0 dB = 1.19 W/kg = 0.76 dBW/kg

**Plot 117#:**

**2.4G WLAN Head Left Cheek High**

**DUT: X620**

Communication System: UID 0, 2.4G DTS (0); Frequency: 2462 MHz;Duty Cycle: 1:1
Medium: HBBL600-10000V6 Medium parameters used (interpolated): f = 2462 MHz; σ = 1.793 S/m; $\varepsilon_r$ = 41.025; ρ = 1000 kg/m$^3$

DASY5 Configuration:
- Probe: EX3DV4 - SN7522; ConvF(7.25, 7.25, 7.25) @ 2462 MHz; Calibrated: 2021/4/19
- Sensor-Surface: 4mm (Mechanical Surface Detection)
- Electronics: DAE4 Sn1354; Calibrated: 2021/9/1
- Phantom: Head model; Type: QD000P40CD; Serial: TP:1744
- Measurement SW: DASY52, Version 52.10 (4); SEMCAD X Version 14.6.14 (7501)

**Head Left Cheek/WLAN 802.11b High/Area Scan (101x101x1):** Interpolated grid: dx=1.000 mm, dy=1.000 mm
Maximum value of SAR (interpolated) = 0.0209 W/kg

**Head Left Cheek/WLAN 802.11b High/Zoom Scan (7x7x7)/Cube 0:** Measurement grid: dx=5mm, dy=5mm, dz=5mm
Reference Value = 2.628 V/m; Power Drift = 0.05 dB
Peak SAR (extrapolated) = 0.0420 W/kg
**SAR(1 g) = 0.026 W/kg; SAR(10 g) = 0.017 W/kg**
Maximum value of SAR (measured) = 0.0283 W/kg




0 dB = 0.0283 W/kg = -15.48 dBW/kg

**Plot 118#:**

**2.4G WLAN Head Left TiltHigh**

**DUT: X620**

Communication System: UID 0, 2.4G DTS (0); Frequency: 2462 MHz;Duty Cycle: 1:1
Medium: HBBL600-10000V6 Medium parameters used (interpolated): f = 2462 MHz; σ = 1.793 S/m; $\varepsilon_r$ = 41.025; ρ = 1000 kg/m$^3$

DASY5 Configuration:
- Probe: EX3DV4 - SN7522; ConvF(7.25, 7.25, 7.25) @ 2462 MHz; Calibrated: 2021/4/19
- Sensor-Surface: 4mm (Mechanical Surface Detection)
- Electronics: DAE4 Sn1354; Calibrated: 2021/9/1
- Phantom: Head model; Type: QD000P40CD; Serial: TP:1744
- Measurement SW: DASY52, Version 52.10 (4); SEMCAD X Version 14.6.14 (7501)

**Head Left Tilt/WLAN 802.11b High/Area Scan (101x101x1):** Interpolated grid: dx=1.000 mm, dy=1.000 mm
Maximum value of SAR (interpolated) = 0.0223 W/kg

**Head Left Tilt/WLAN 802.11b High/Zoom Scan (7x7x7)/Cube 0:** Measurement grid: dx=5mm, dy=5mm, dz=5mm
Reference Value = 2.290 V/m; Power Drift = 0.04 dB
Peak SAR (extrapolated) = 0.0290 W/kg
**SAR(1 g) = 0.019 W/kg; SAR(10 g) = 0.013 W/kg**
Maximum value of SAR (measured) = 0.0215 W/kg

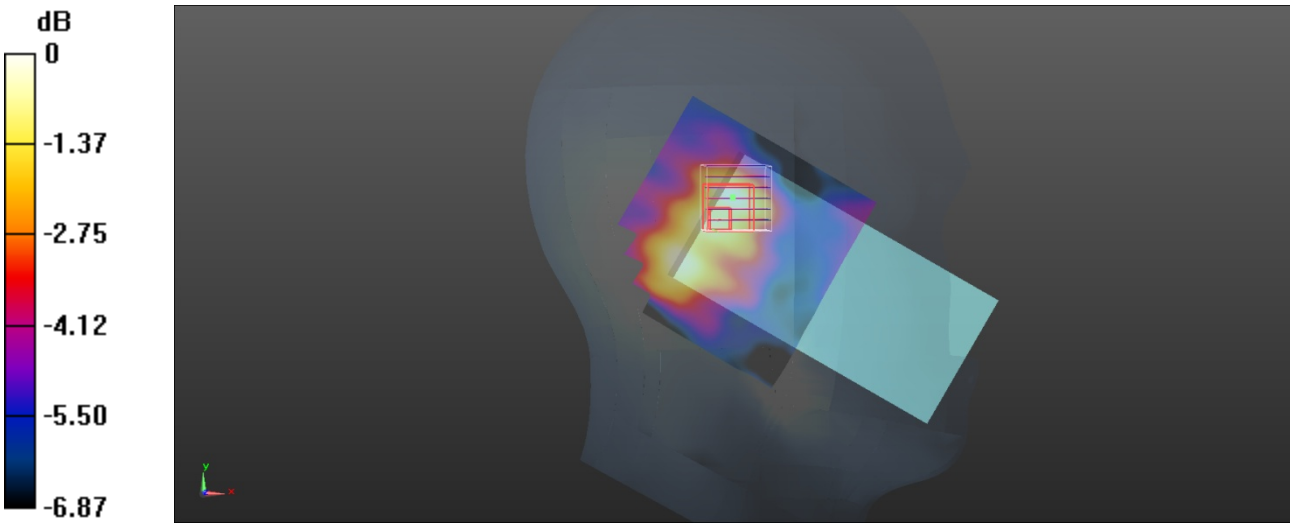


0 dB = 0.0215 W/kg = -16.68 dBW/kg

**Plot 119#:**

**2.4G WLAN Head Right Cheek High**

**DUT: X620**

Communication System: UID 0, 2.4G DTS (0); Frequency: 2462 MHz;Duty Cycle: 1:1
Medium: HBBL600-10000V6 Medium parameters used (interpolated): f = 2462 MHz; σ = 1.793 S/m; $\varepsilon_r$ = 41.025; ρ = 1000 kg/m$^3$

DASY5 Configuration:
- Probe: EX3DV4 - SN7522; ConvF(7.25, 7.25, 7.25) @ 2462 MHz; Calibrated: 2021/4/19
- Sensor-Surface: 4mm (Mechanical Surface Detection)
- Electronics: DAE4 Sn1354; Calibrated: 2021/9/1
- Phantom: Head model; Type: QD000P40CD; Serial: TP:1744
- Measurement SW: DASY52, Version 52.10 (4); SEMCAD X Version 14.6.14 (7501)

**Head Right Cheek/WLAN 802.11b High/Area Scan (101x101x1):** Interpolated grid: dx=1.000 mm, dy=1.000 mm
Maximum value of SAR (interpolated) = 0.0674 W/kg

**Head Right Cheek/WLAN 802.11b High/Zoom Scan (7x7x7)/Cube 0:** Measurement grid: dx=5mm, dy=5mm, dz=5mm
Reference Value = 1.899 V/m; Power Drift = 0.10 dB
Peak SAR (extrapolated) = 0.115 W/kg
**SAR(1 g) = 0.058 W/kg; SAR(10 g) = 0.032 W/kg**
Maximum value of SAR (measured) = 0.0664 W/kg




0 dB = 0.0664 W/kg = -11.78 dBW/kg

**Plot 120#:**

**2.4G WLAN Head Right Tilt High**

**DUT: X620**

Communication System: UID 0, 2.4G DTS (0); Frequency: 2462 MHz;Duty Cycle: 1:1
Medium: HBBL600-10000V6 Medium parameters used (interpolated): f = 2462 MHz; σ = 1.793 S/m; $\varepsilon_r$ = 41.025; ρ = 1000 kg/m$^3$

DASY5 Configuration:
- Probe: EX3DV4 - SN7522; ConvF(7.25, 7.25, 7.25) @ 2462 MHz; Calibrated: 2021/4/19
- Sensor-Surface: 4mm (Mechanical Surface Detection)
- Electronics: DAE4 Sn1354; Calibrated: 2021/9/1
- Phantom: Head model; Type: QD000P40CD; Serial: TP:1744
- Measurement SW: DASY52, Version 52.10 (4); SEMCAD X Version 14.6.14 (7501)

**Head Right Tilt/WLAN 802.11b High/Area Scan (101x101x1):** Interpolated grid: dx=1.000 mm, dy=1.000 mm
Maximum value of SAR (interpolated) = 0.0468 W/kg

**Head Right Tilt/WLAN 802.11b High/Zoom Scan (7x7x7)/Cube 0:** Measurement grid: dx=5mm, dy=5mm, dz=5mm
Reference Value = 2.245 V/m; Power Drift = 0.09 dB
Peak SAR (extrapolated) = 0.0870 W/kg
**SAR(1 g) = 0.043 W/kg; SAR(10 g) = 0.023 W/kg**
Maximum value of SAR (measured) = 0.0515 W/kg

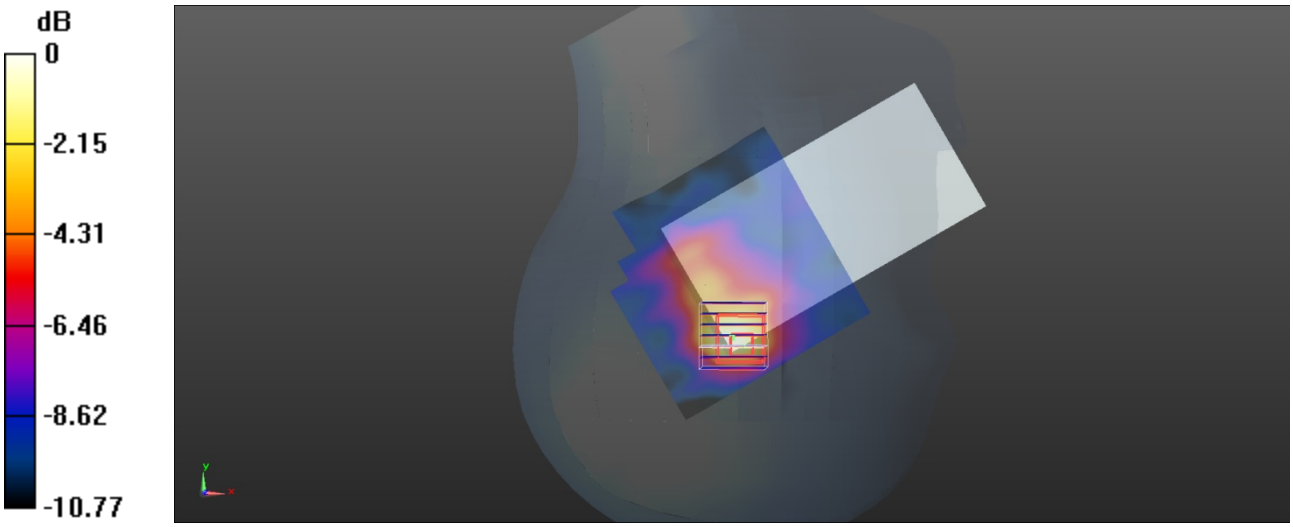


0 dB = 0.0515 W/kg = -12.88 dBW/kg

**Plot 121#:**

**2.4G WLAN Body Back High**

**DUT: X620**

Communication System: UID 0, 2.4G DTS (0); Frequency: 2462 MHz;Duty Cycle: 1:1
Medium: HBBL600-10000V6 Medium parameters used (interpolated): f = 2462 MHz; σ = 1.793 S/m; $\varepsilon_r$ = 41.025; ρ = 1000 kg/m$^3$

DASY5 Configuration:
- Probe: EX3DV4 - SN7522; ConvF(7.25, 7.25, 7.25) @ 2462 MHz; Calibrated: 2021/4/19
- Sensor-Surface: 4mm (Mechanical Surface Detection)
- Electronics: DAE4 Sn1354; Calibrated: 2021/9/1
- Phantom: Head model; Type: QD000P40CD; Serial: TP:1744
- Measurement SW: DASY52, Version 52.10 (4); SEMCAD X Version 14.6.14 (7501)

**Body Back/WLAN 802.11b High/Area Scan (101x101x1):** Interpolated grid: dx=1.000 mm, dy=1.000 mm
Maximum value of SAR (interpolated) = 0.0283 W/kg

**Body Back/WLAN 802.11b High/Zoom Scan (7x7x7)/Cube 0:** Measurement grid: dx=5mm, dy=5mm, dz=5mm
Reference Value = 3.153 V/m; Power Drift = 0.06 dB
Peak SAR (extrapolated) = 0.0520 W/kg
**SAR(1 g) = 0.025 W/kg; SAR(10 g) = 0.015 W/kg**
Maximum value of SAR (measured) = 0.0268 W/kg

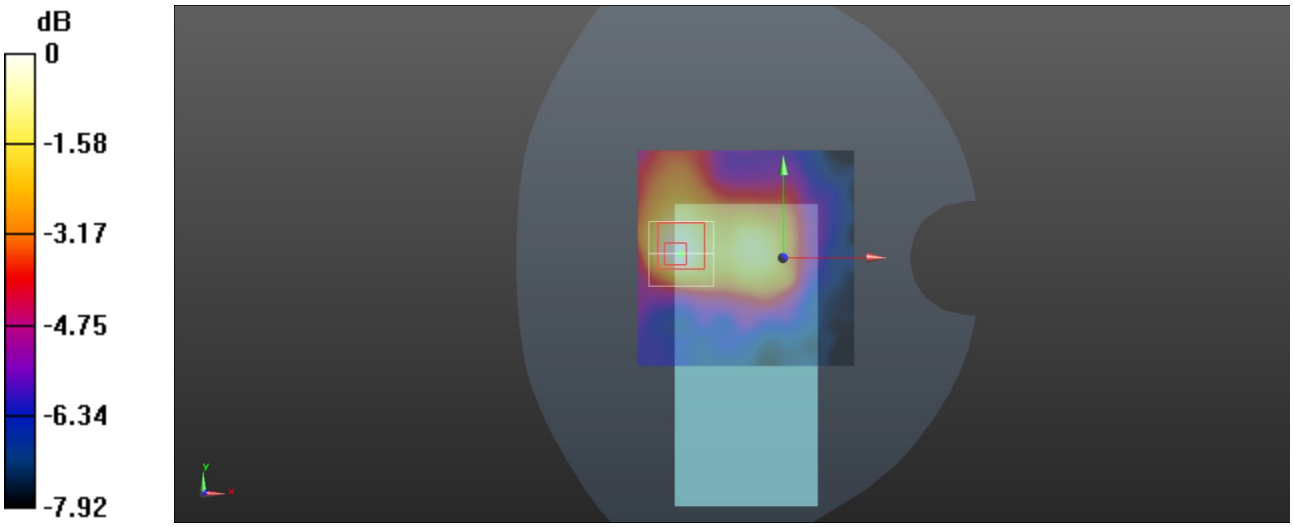


0 dB = 0.0268 W/kg = -15.72 dBW/kg

**Plot 122#:**

**2.4G WLAN Body Left High**

**DUT: X620**

Communication System: UID 0, 2.4G DTS (0); Frequency: 2462 MHz;Duty Cycle: 1:1
Medium: HBBL600-10000V6 Medium parameters used (interpolated): f = 2462 MHz; $\sigma$ = 1.793 S/m; $\varepsilon_r$ = 41.025; $\rho$ = 1000 kg/m$^3$

DASY5 Configuration:
- Probe: EX3DV4 - SN7522; ConvF(7.25, 7.25, 7.25) @ 2462 MHz; Calibrated: 2021/4/19
- Sensor-Surface: 4mm (Mechanical Surface Detection)
- Electronics: DAE4 Sn1354; Calibrated: 2021/9/1
- Phantom: Head model; Type: QD000P40CD; Serial: TP:1744
- Measurement SW: DASY52, Version 52.10 (4); SEMCAD X Version 14.6.14 (7501)

**Body Left/WLAN 802.11b High/Area Scan (101x101x1):** Interpolated grid: dx=1.000 mm, dy=1.000 mm
Maximum value of SAR (interpolated) = 0.0124 W/kg

**Body Left/WLAN 802.11b High/Zoom Scan (7x7x7)/Cube 0:** Measurement grid: dx=5mm, dy=5mm, dz=5mm
Reference Value = 2.572 V/m; Power Drift = 0.11 dB
Peak SAR (extrapolated) = 0.0220 W/kg
**SAR(1 g) = 0.012 W/kg; SAR(10 g) = 0.00866 W/kg**
Maximum value of SAR (measured) = 0.0119 W/kg

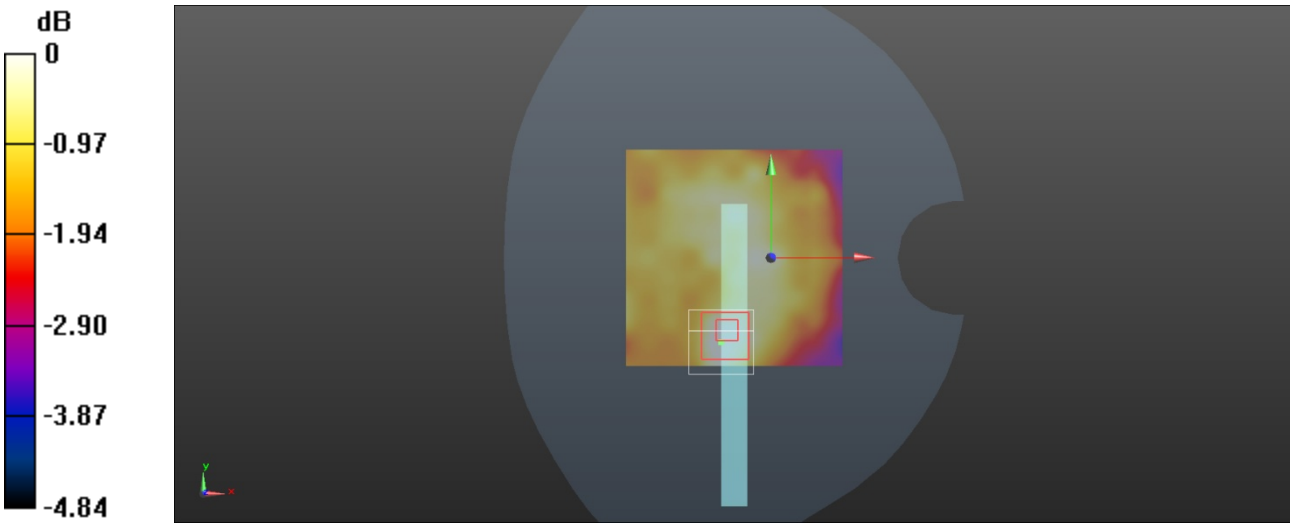


0 dB = 0.0119 W/kg = -19.24 dBW/kg

**Plot 123#:**

**2.4G WLAN Body Top High**

**DUT: X620**

Communication System: UID 0, 2.4G DTS (0); Frequency: 2462 MHz;Duty Cycle: 1:1
Medium: HBBL600-10000V6 Medium parameters used (interpolated): f = 2462 MHz; $\sigma$ = 1.793 S/m; $\varepsilon_r$ = 41.025; $\rho$ = 1000 kg/m$^3$

DASY5 Configuration:
- Probe: EX3DV4 - SN7522; ConvF(7.25, 7.25, 7.25) @ 2462 MHz; Calibrated: 2021/4/19
- Sensor-Surface: 4mm (Mechanical Surface Detection)
- Electronics: DAE4 Sn1354; Calibrated: 2021/9/1
- Phantom: Head model; Type: QD000P40CD; Serial: TP:1744
- Measurement SW: DASY52, Version 52.10 (4); SEMCAD X Version 14.6.14 (7501)

**Body Top/WLAN 802.11b High/Area Scan (101x101x1):** Interpolated grid: dx=1.000 mm, dy=1.000 mm
Maximum value of SAR (interpolated) = 0.0138 W/kg

**Body Top/WLAN 802.11b High/Zoom Scan (7x7x7)/Cube 0:** Measurement grid: dx=5mm, dy=5mm, dz=5mm
Reference Value = 1.315 V/m; Power Drift = 0.04 dB
Peak SAR (extrapolated) = 0.0170 W/kg
**SAR(1 g) = 0.012 W/kg; SAR(10 g) = 0.00864 W/kg**
Maximum value of SAR (measured) = 0.0124 W/kg

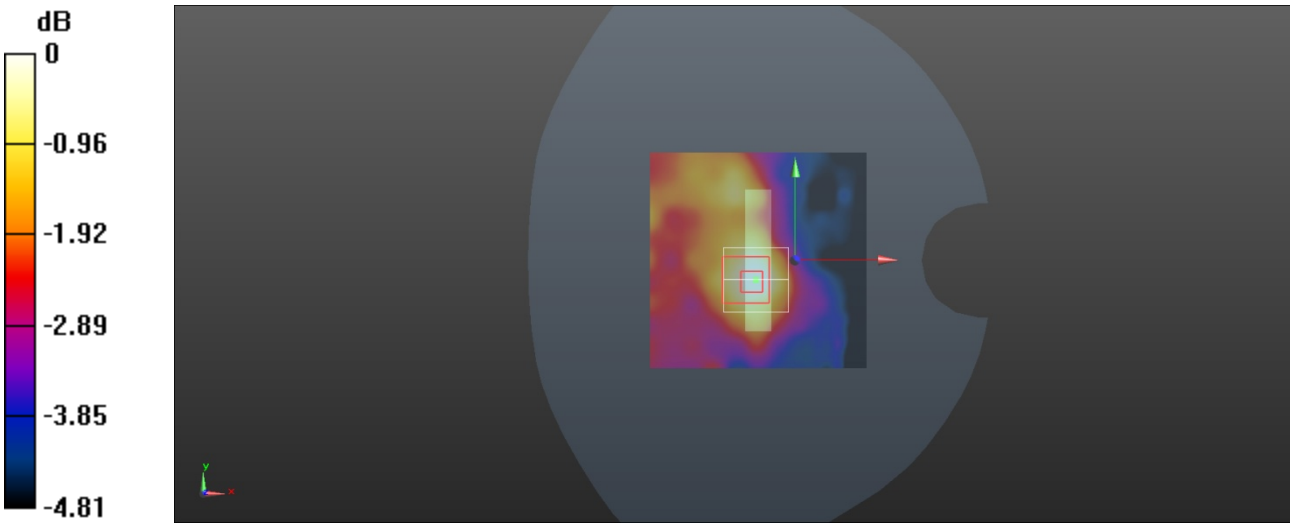


0 dB = 0.0124 W/kg = -19.07 dBW/kg