RF Conducted Spurious Emissions

Result Table

Mode	Channel	Pref [dBm]	Puw [dBm]	Verdict
GFSK	LCH	-2.284	<Limit	PASS
GFSK	MCH	-1.103	<Limit	PASS
GFSK	HCH	-0.667	<Limit	PASS
π/4DQPSK	LCH	-1.261	<Limit	PASS
π/4DQPSK	MCH	0.116	<Limit	PASS
π/4DQPSK	HCH	0.56	<Limit	PASS
8DPSK	LCH	-1.208	<Limit	PASS
8DPSK	MCH	0.155	<Limit	PASS
8DPSK	HCH	0.594	<Limit	PASS

Test Graph

GFSK_LCH_Graphs		
Pref		
Puw		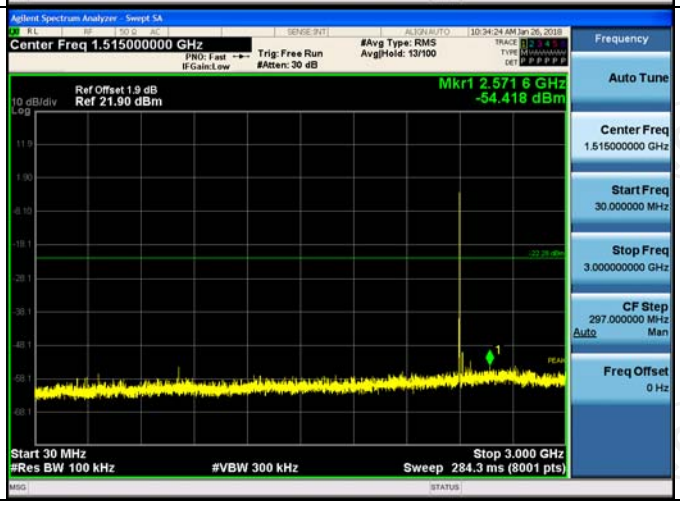

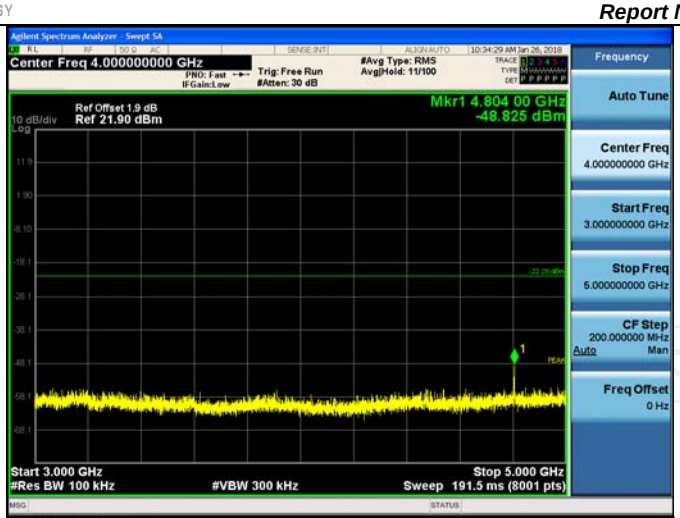

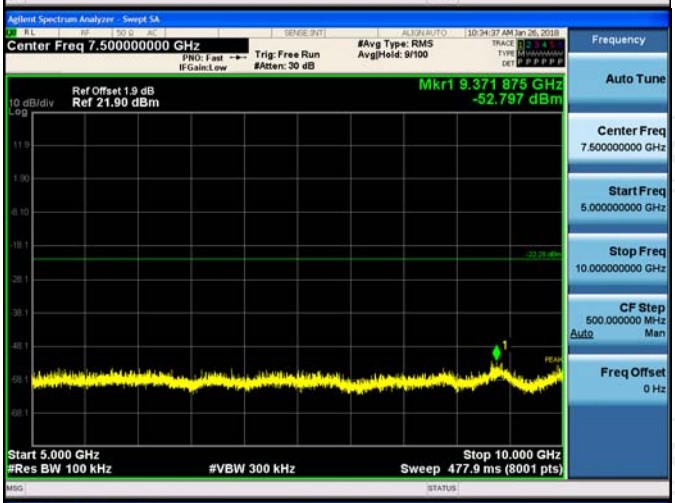

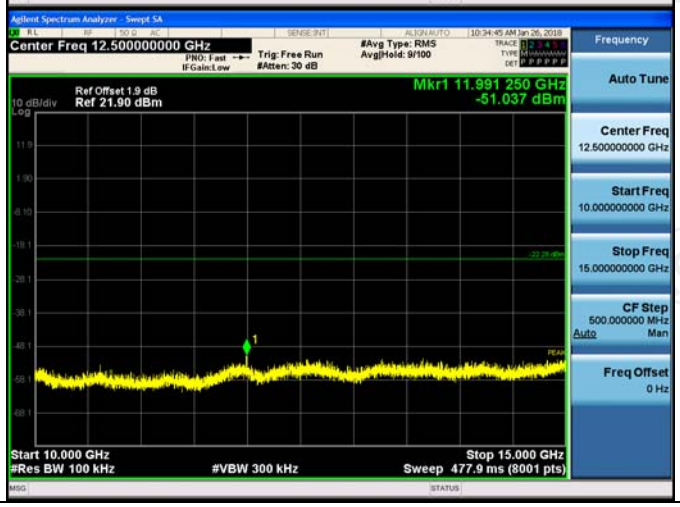

Hotline: 400-6611-140 Tel: 86-755-27673339 Fax: 86-755-27673332 http://www.tct-lab.com

		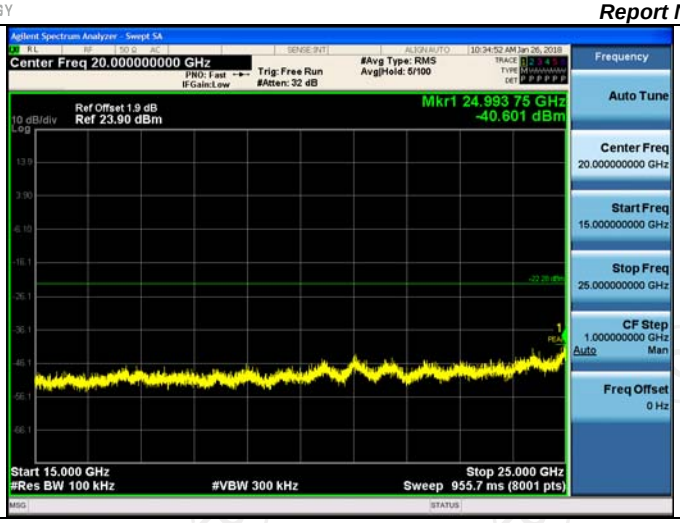

GFSK_MCH_Graphs		
Pref		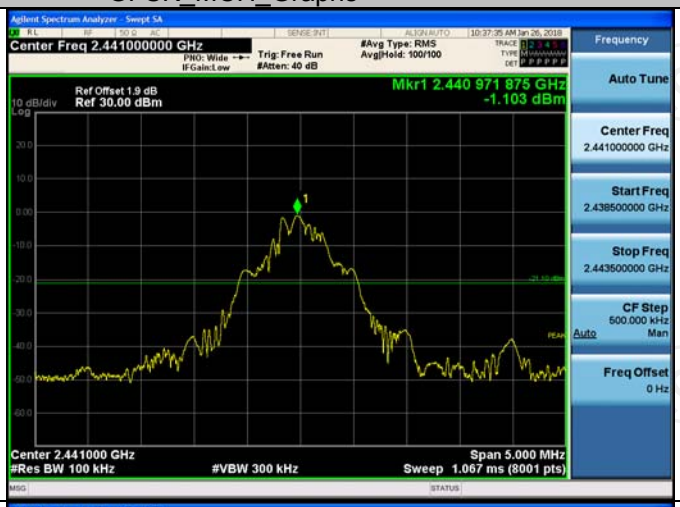
Puw		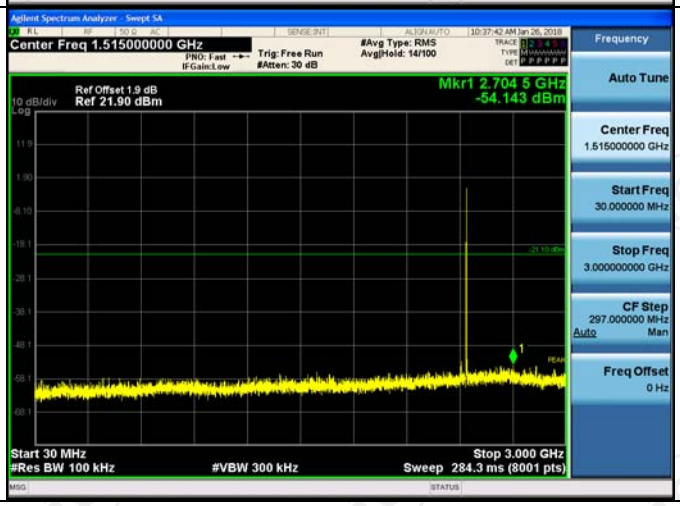

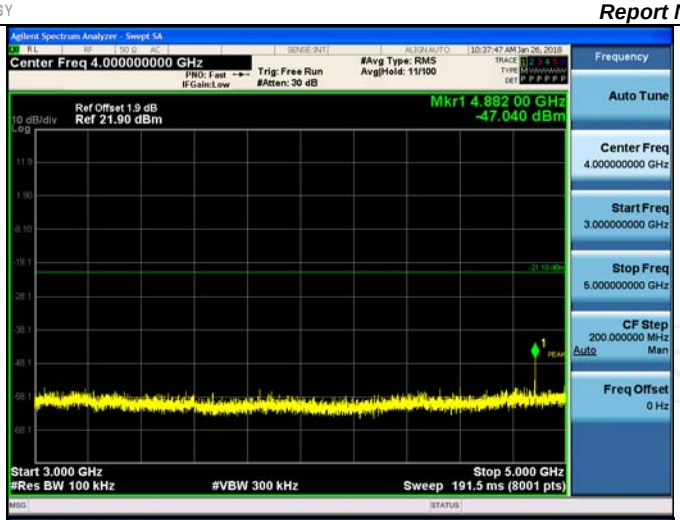

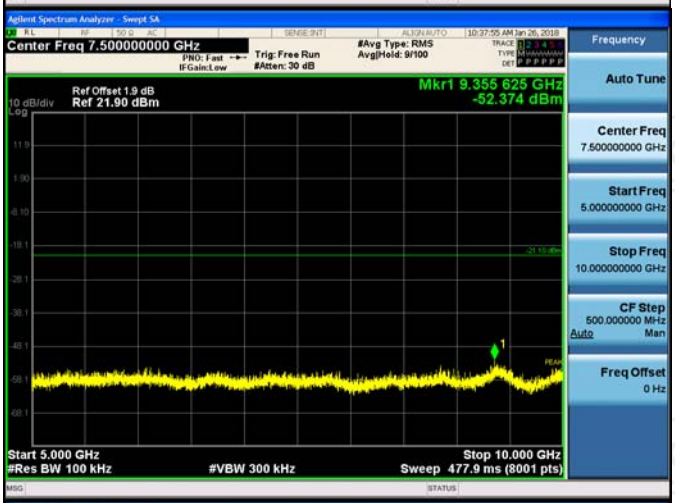

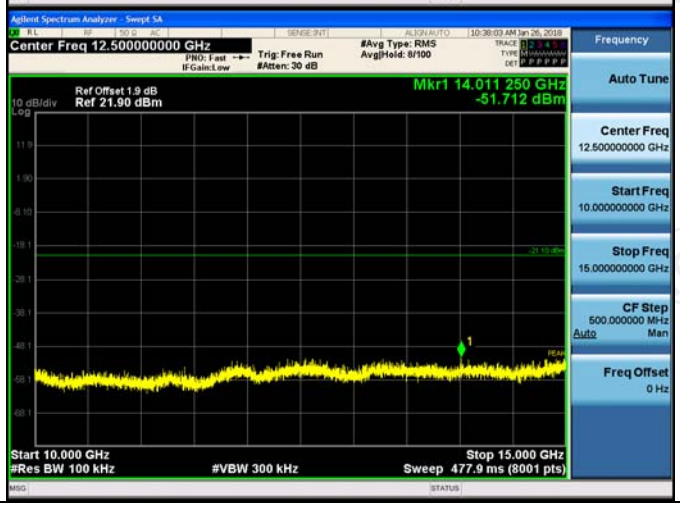

Hotline: 400-6611-140 Tel: 86-755-27673339 Fax: 86-755-27673332 http://www.tct-lab.com

GFSK_HCH_Graphs		
Pref		
Puw		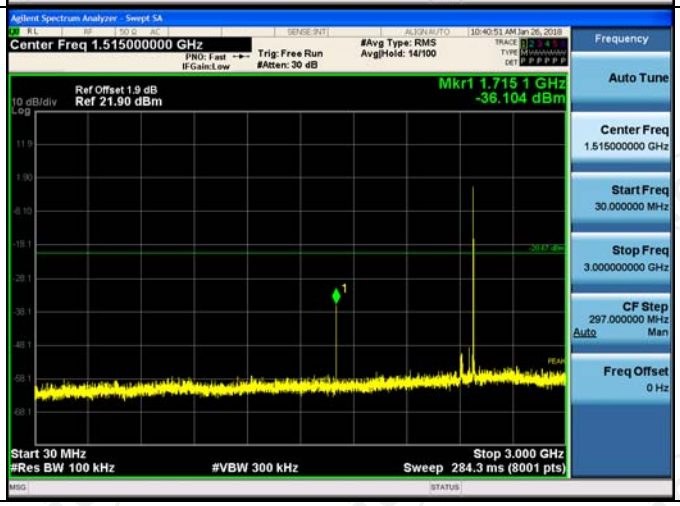

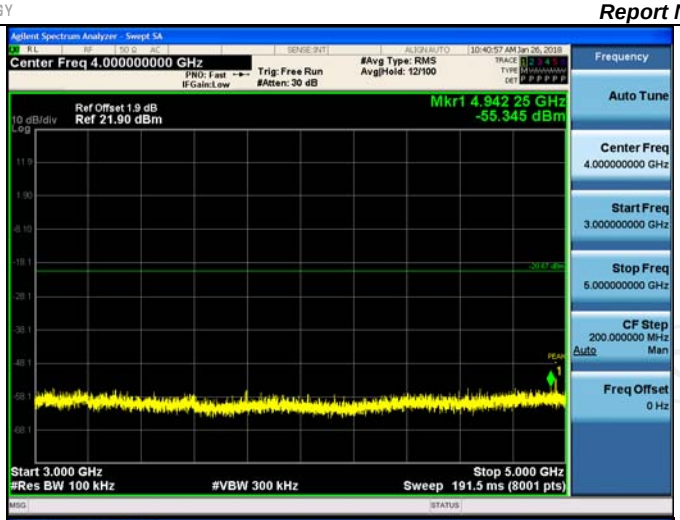
Agilent Spectrum Analyzer - Swept SA
Center Freq 4.000000000 GHz
PNO: Fast
IFGain:Low
Trig: Free Run
#Atten: 30 dB
#Avg Type: RMS
Avg|Hold: 12/100
10:40:57 AM Jan 26, 2018
Frequency
Auto Tune
Ref Offset 1.9 dB
10 dB/div
Ref 21.90 dBm
Mkr1 4.942 25 GHz
-55.345 dBm
Center Freq
4.000000000 GHz
Start Freq
3.000000000 GHz
Stop Freq
5.000000000 GHz
CF Step
200.000000 MHz
Auto
Man
Freq Offset
0 Hz
Start 3.000 GHz
#Res BW 100 kHz
#VBW 300 kHz
Stop 5.000 GHz
Sweep 191.5 ms (8001 pts)

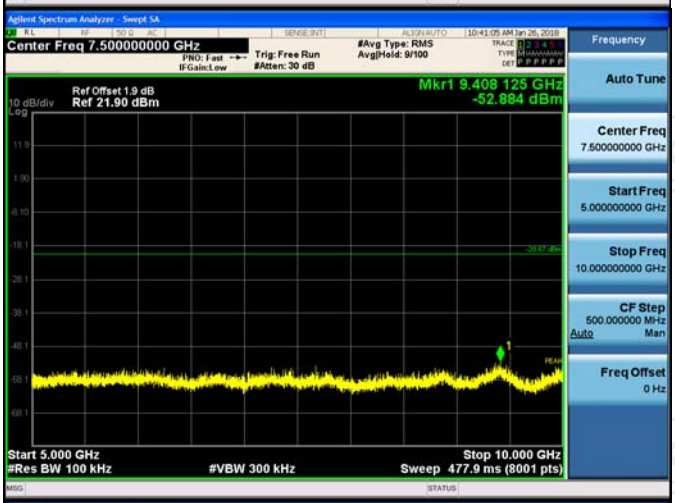
Agilent Spectrum Analyzer - Swept SA
Center Freq 7.500000000 GHz
PNO: Fast
IFGain:Low
Trig: Free Run
#Atten: 30 dB
#Avg Type: RMS
Avg|Hold: 9/100
10:41:05 AM Jan 26, 2018
Frequency
Auto Tune
Ref Offset 1.9 dB
10 dB/div
Ref 21.90 dBm
Mkr1 9.408 125 GHz
-52.884 dBm
Center Freq
7.500000000 GHz
Start Freq
5.000000000 GHz
Stop Freq
10.000000000 GHz
CF Step
500.000000 MHz
Auto
Man
Freq Offset
0 Hz
Start 5.000 GHz
#Res BW 100 kHz
#VBW 300 kHz
Stop 10.000 GHz
Sweep 477.9 ms (8001 pts)

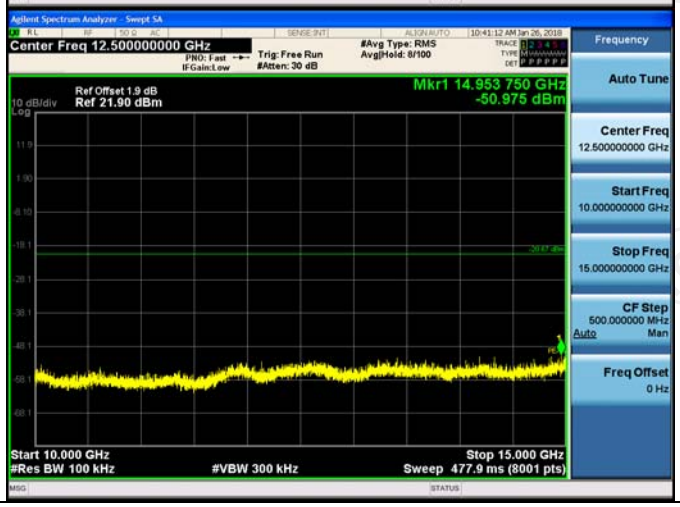
Agilent Spectrum Analyzer - Swept SA
Center Freq 12.500000000 GHz
PNO: Fast
IFGain:Low
Trig: Free Run
#Atten: 30 dB
#Avg Type: RMS
Avg|Hold: 8/100
10:41:12 AM Jan 26, 2018
Frequency
Auto Tune
Ref Offset 1.9 dB
10 dB/div
Ref 21.90 dBm
Mkr1 14.953 750 GHz
-50.975 dBm
Center Freq
12.500000000 GHz
Start Freq
10.000000000 GHz
Stop Freq
15.000000000 GHz
CF Step
500.000000 MHz
Auto
Man
Freq Offset
0 Hz
Start 10.000 GHz
#Res BW 100 kHz
#VBW 300 kHz
Stop 15.000 GHz
Sweep 477.9 ms (8001 pts)

π/4DQPSK_LCH_Graphs		
Pref		
Puw		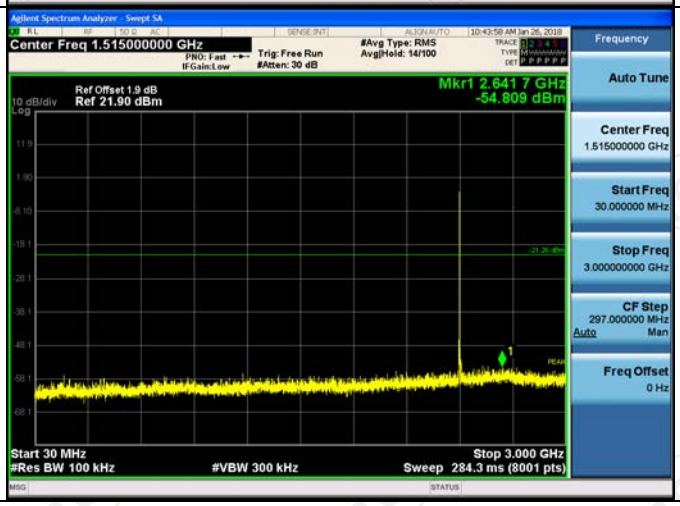

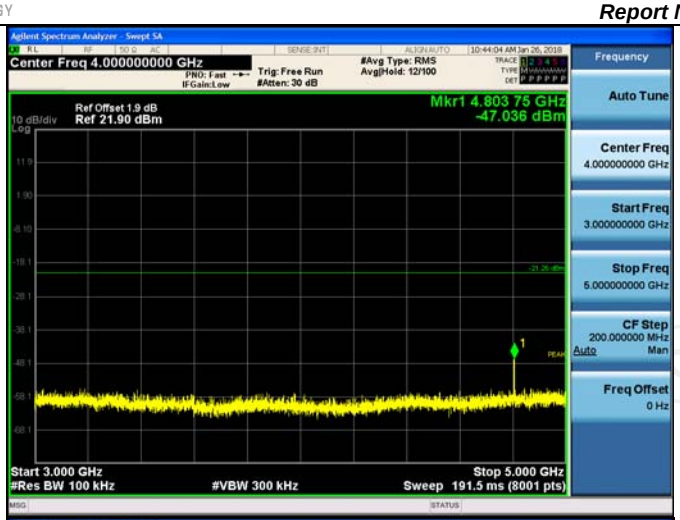

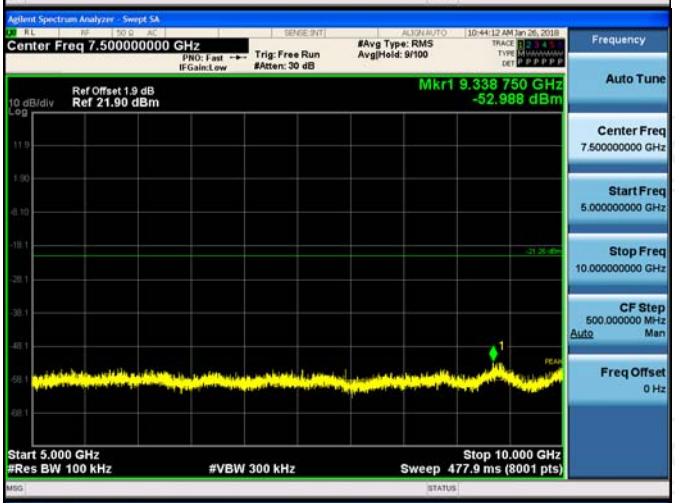

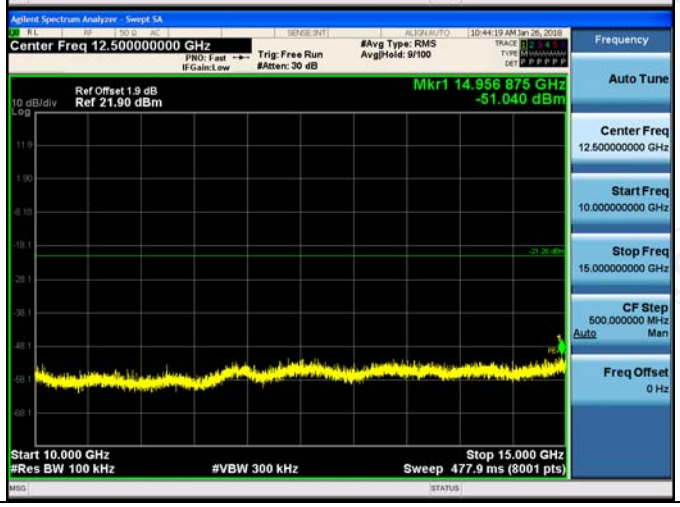

Hotline: 400-6611-140 Tel: 86-755-27673339 Fax: 86-755-27673332 http://www.tct-lab.com

		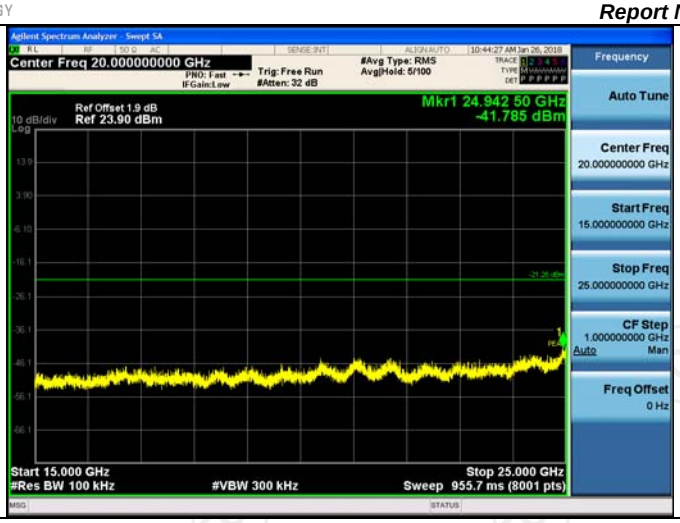

π/4DQPSK_MCH_Graphs		
Pref		
Puw		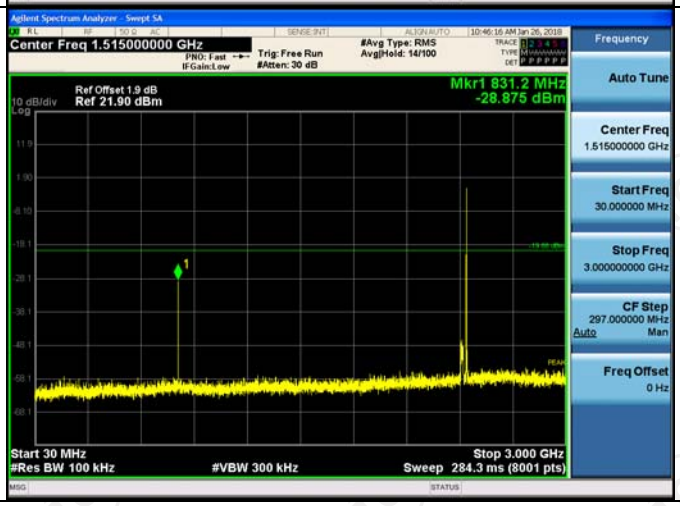

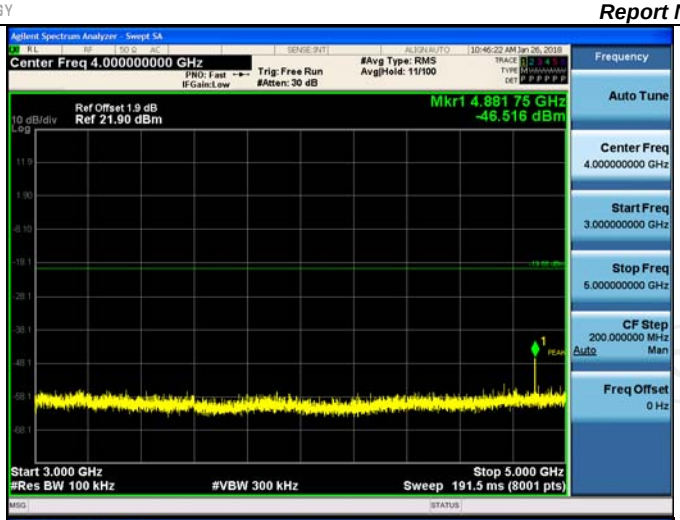

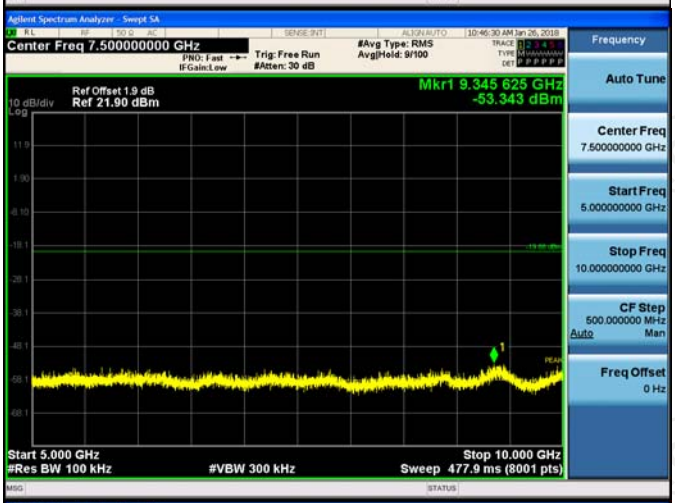

Hotline: 400-6611-140 Tel: 86-755-27673339 Fax: 86-755-27673332 http://www.tct-lab.com

π/4DQPSK_HCH_Graphs		
Pref		
Puw		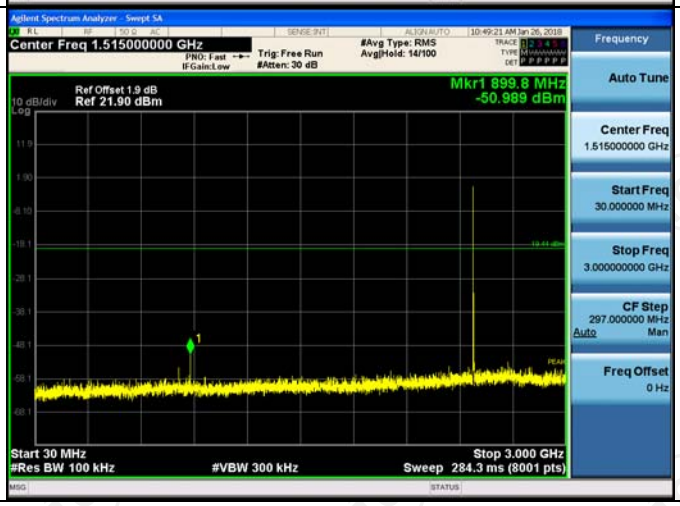

Hotline: 400-6611-140 Tel: 86-755-27673339 Fax: 86-755-27673332 http://www.tct-lab.com

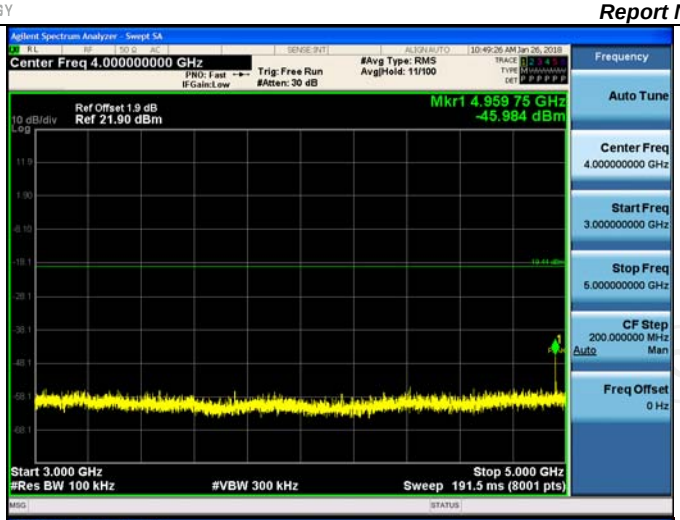

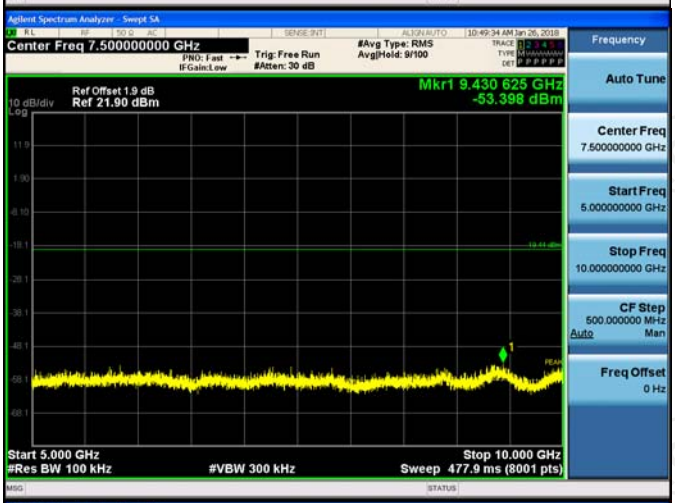

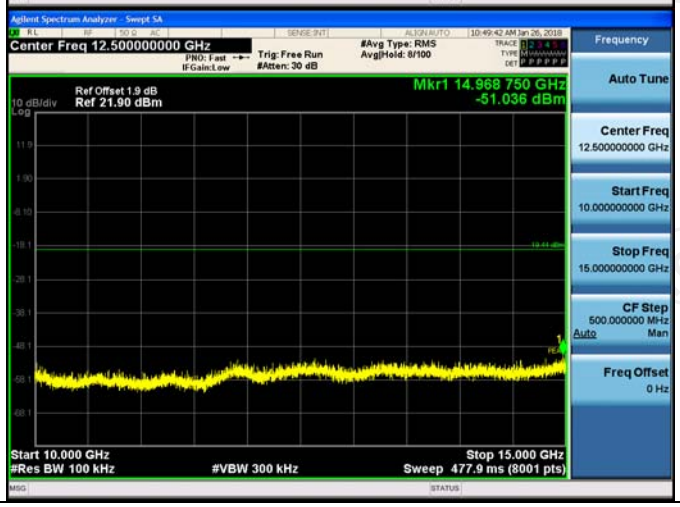

Hotline: 400-6611-140 Tel: 86-755-27673339 Fax: 86-755-27673332 http://www.tct-lab.com

8DPSK_LCH_Graphs		
Pref		
Puw		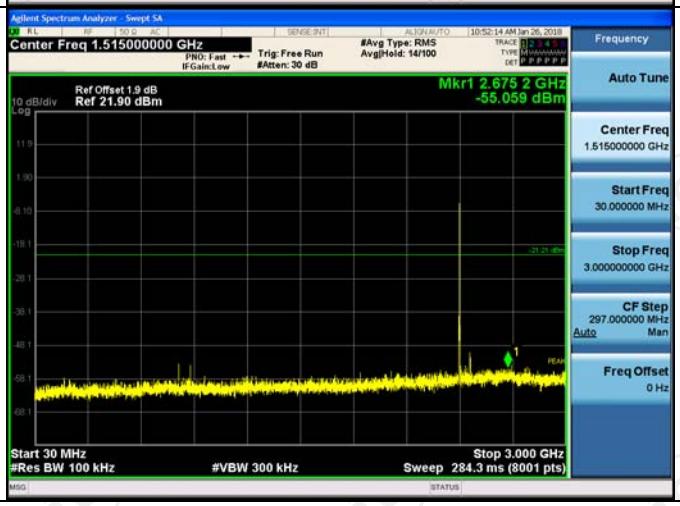

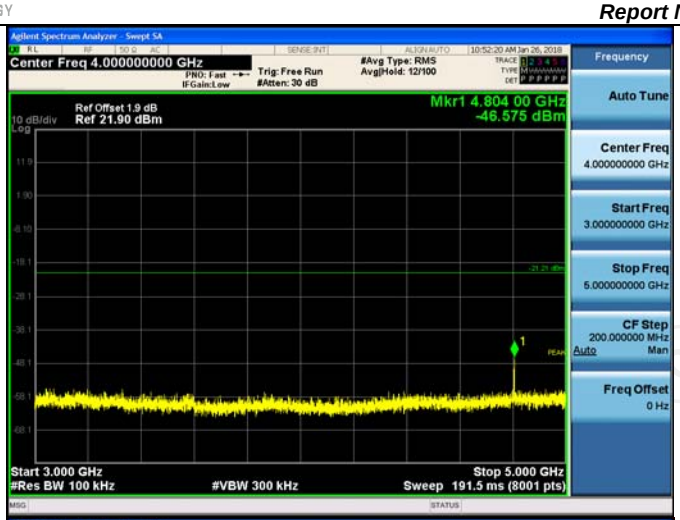

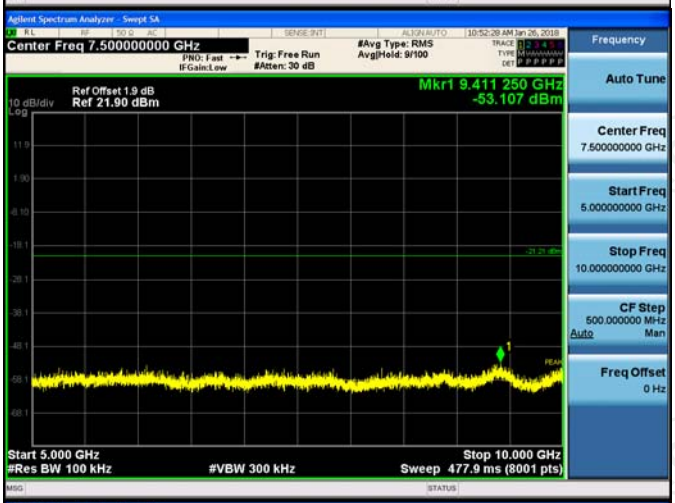

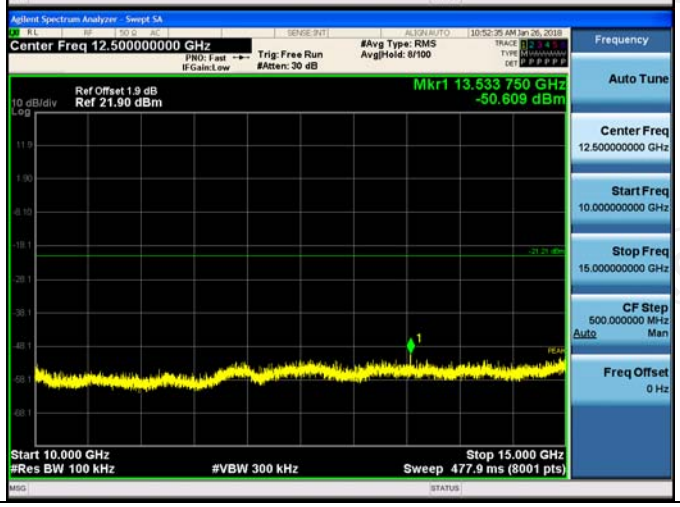

Hotline: 400-6611-140 Tel: 86-755-27673339 Fax: 86-755-27673332 http://www.tct-lab.com

		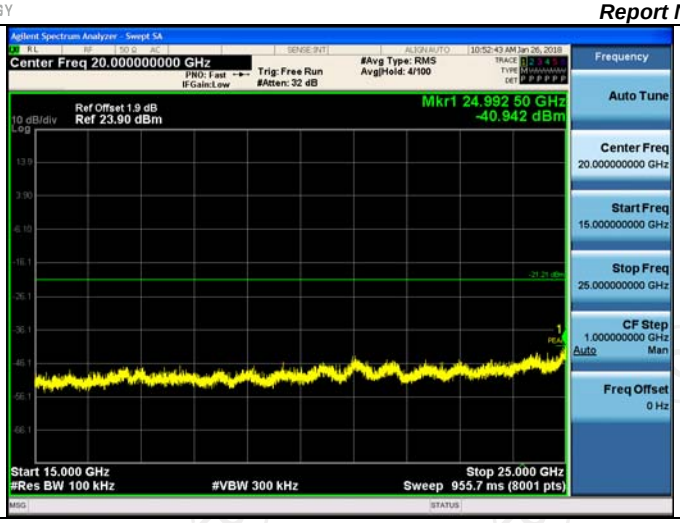

8DPSK_MCH_Graphs		
Pref		
Puw		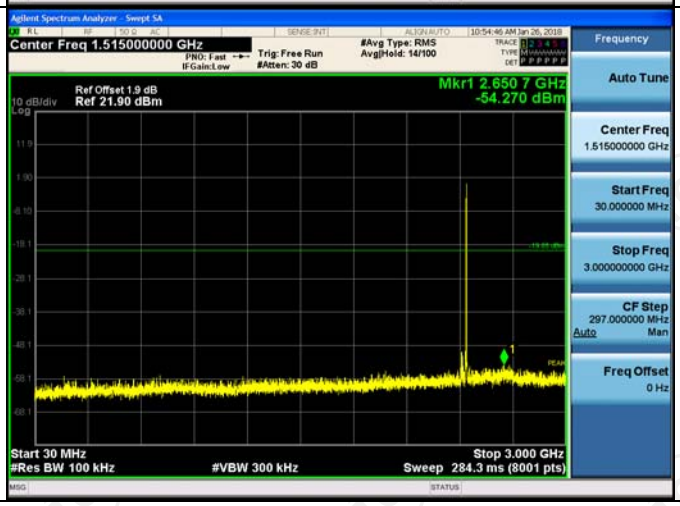

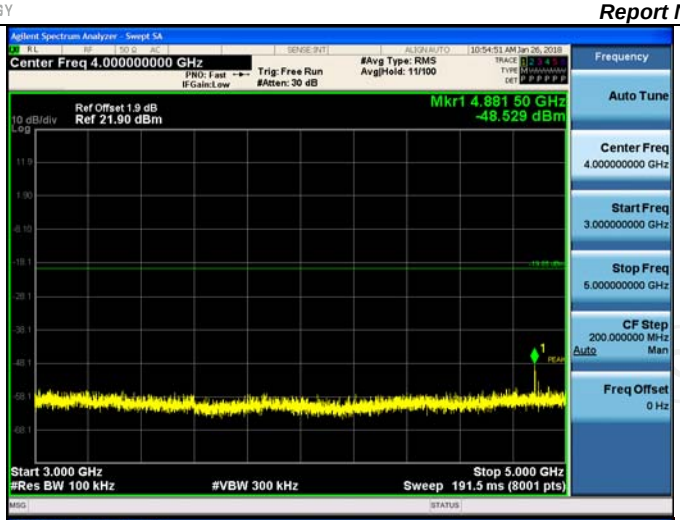

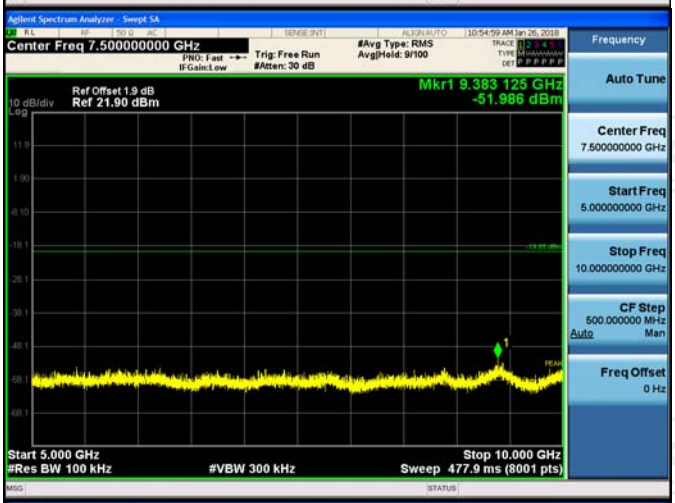

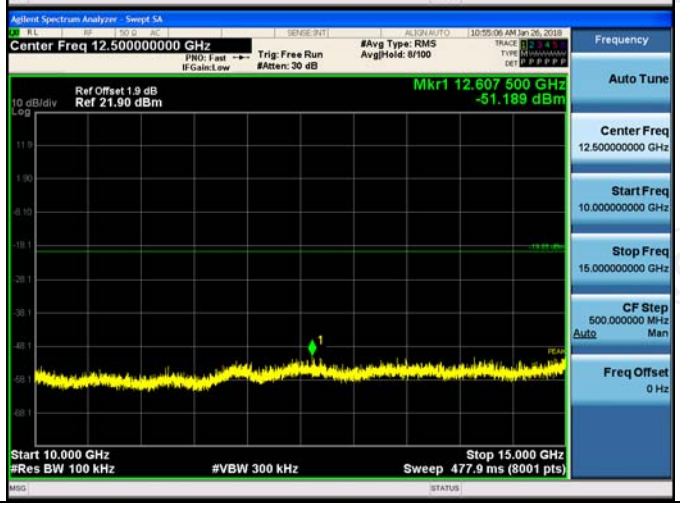

Hotline: 400-6611-140 Tel: 86-755-27673339 Fax: 86-755-27673332 http://www.tct-lab.com

		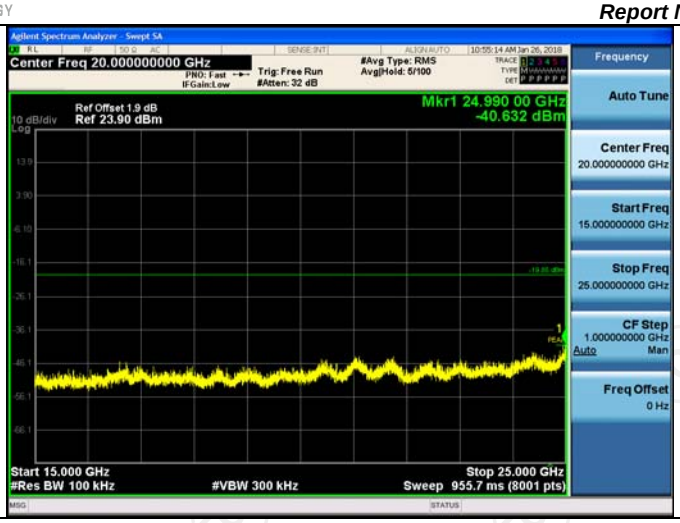

8DPSK_HCH_Graphs		
Pref		
Puw		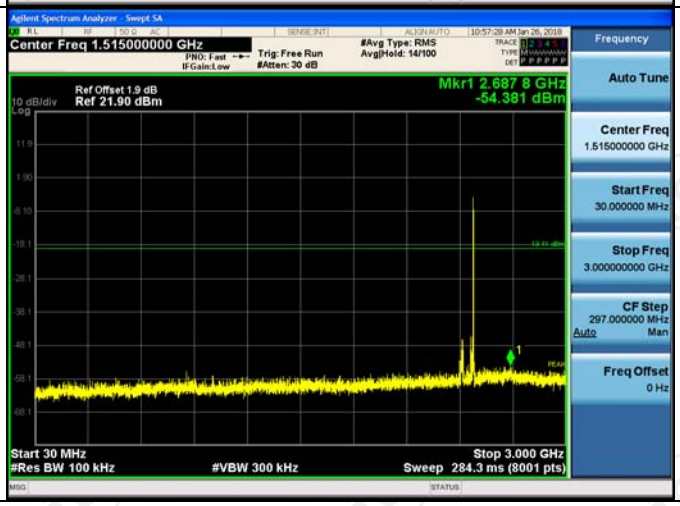

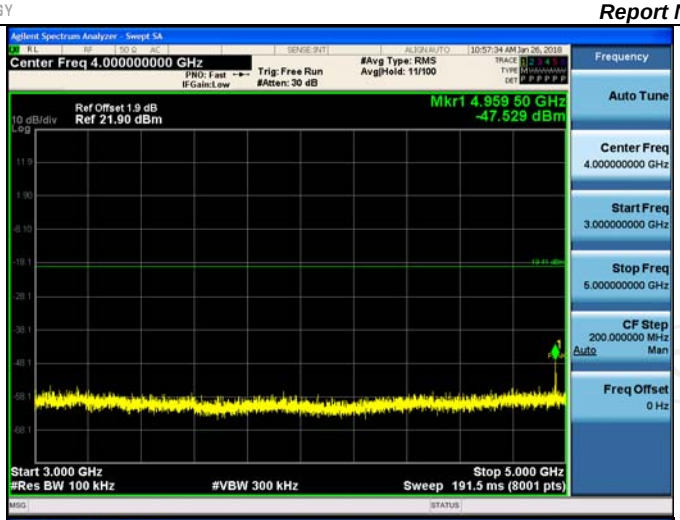

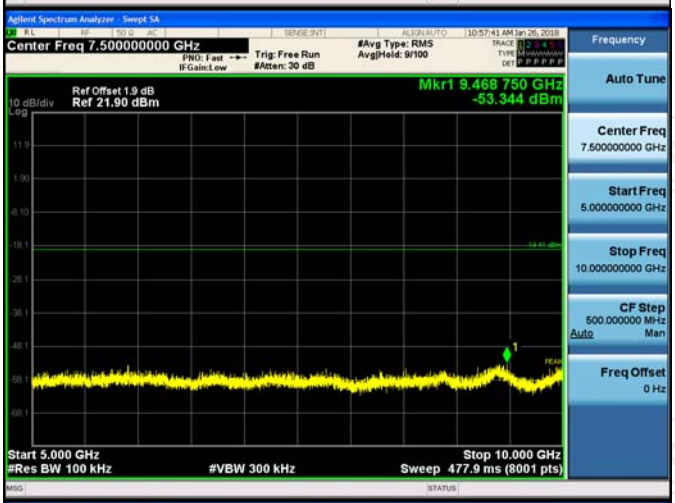

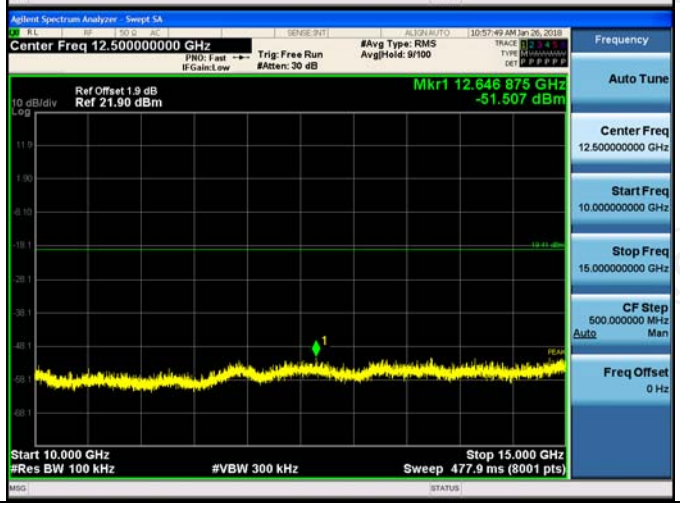

Hotline: 400-6611-140 Tel: 86-755-27673339 Fax: 86-755-27673332 http://www.tct-lab.com

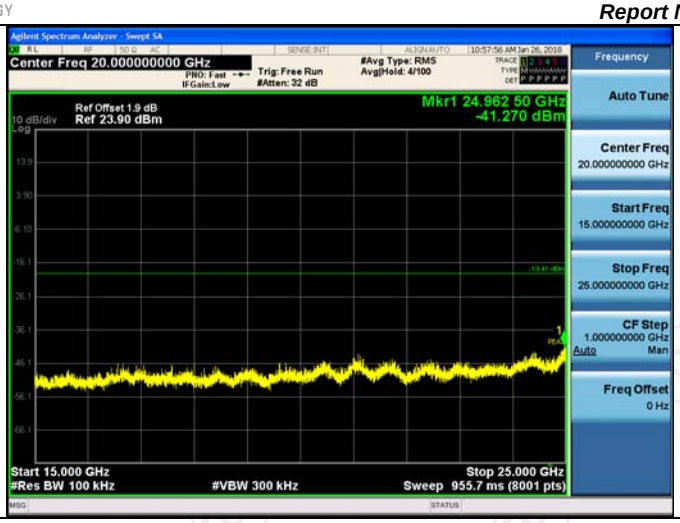
Agilent Spectrum Analyzer - Swept SA
Center Freq 20.000000000 GHz
PNO: Fast
IFGain:Low
Trig: Free Run
#Atten: 32 dB
#Avg Type: RMS
Avg|Hold: 4/100
10:57:56 AM Jan 26, 2018
Ref Offset 1.9 dB
10 dB/div
Ref 23.90 dBm
Log
Mkr1 24.962 50 GHz
-41.270 dBm
Start 15.000 GHz
#Res BW 100 kHz
#VBW 300 kHz
Stop 25.000 GHz
Sweep 955.7 ms (8001 pts)
Frequency
Auto Tune
Center Freq
20.000000000 GHz
Start Freq
15.000000000 GHz
Stop Freq
25.000000000 GHz
CF Step
1.000000000 GHz
Auto
Man
Freq Offset
0 Hz

Appendix B: Photographs of Test Setup

Product: wireless microphone
Model: D03
Radiated Emission



CE

Appendix C: Photographs of EUT

Product: wireless microphone
Model: D03
External Photos



BOSI


BOSI

BOSI
BS181360


BOSI
BS181360

Product: wireless microphone
Model: D03
Internal Photos

BOSI
BS181360


BOSI
BS181360


3Ω5W


3Ω5W

ECHO
MIC VOL











*****END OF REPORT*****