6.2. Channel Move Time, Channel Closing Time, Non-Occupancy Period Measurement

6.2.1. Limit

Parameter	Value
Channel Move Time	10 seconds See Note 1.
Channel Closing Transmission Time	200 milliseconds + an aggregate of 60 milliseconds over remaining 10 second period. See Notes 1 and 2.
Non-Occupancy Period	30 min

Note 1: The instant that the Channel Move Time and the Channel Closing Transmission Time begins is as follows:

a. For the Short Pulse Radar Test Signals this instant is the end of the Burst.
b. For the Frequency Hopping radar Test Signal, this instant is the end of the last radar Burst generated.
c. For the Long Pulse Radar Test Signal this instant is the end of the 12 second period defining the Radar Waveform.

Note 2: The Channel Closing Transmission Time is comprised of 200 milliseconds starting at the beginning of the Channel Move Time plus any additional intermittent control signals required to facilitate a Channel move (an aggregate of 60 milliseconds) during the remainder of the 10 second period. The aggregate duration of control signals will not count quiet periods in between transmissions.

6.2.2. Test Procedures

6.2.2.1. When a radar Burst with a level equal to the DFS Detection Threshold + 1dB is generated on the operating channel of the U-NII device. A U-NII device operating as a Client Device will associate with the Master of channel. Stream the MPEG test file from the Master Device to the Client Device on the selected channel for entire period of the test. At time to the radar waveform generator sends a Burst of pulses for each of the radar types at Detection Threshold + 1dB.

6.2.2.2. Observe the transmissions of the EUT at the end of the radar Burst on the Operating channel. Measure and record the transmissions from the EUT during the observation time [Channel Move Time]. One 10 Second plot bee reported for the short Pulse Radar type 1-4 and one for the Long Pulse Radar Type test in a 22 second plot. The plot for the Short Pulse Radar types start at the end of the radar burst. The Channel Move Time will be calculated based on the plot of the short Pulse Radar Type. The Long Pulse Radar Type plot show the device ceased transmissions within the 10 second window after detection has occurred. The plot for the Long Pulse Radar type should start at the beginning of the 12 second waveform.

6.2.2.3. Observe the transmissions of the EUT at the end of the radar Burst on the Operating channel. Measure and record the transmissions from the EUT during the observation time [Channel Move Time]. One 10 Second plot bee reported for the short Pulse Radar type 1-4 and one for the Long Pulse Radar Type test in a 22 second plot. The plot for the Short Pulse Radar types start at the end of the radar burst. The Channel Move Time will be calculated based on the plot of the short Pulse Radar Type. The Long Pulse Radar Type plot show the device ceased transmissions within the 10 second window after detection has occurred. The plot for the Long Pulse Radar type should start at the beginning of the 12 second waveform.

6.2.2.4. Measure the EUT for more than 30 minutes following the channel close/move time to verify that the EUT does not resume only transmissions on this channel.

6.2.3. Test Result

Applicability of DFS Requirement During Normal Operation

6.2.3.1. Channel Closing Transmission Time & Channel Move Time **(PASS)**

U-NII-2A Band

20MHz	**80MHz**
Test Date：Aug.28, 2019	Test Date：Aug.28, 2019
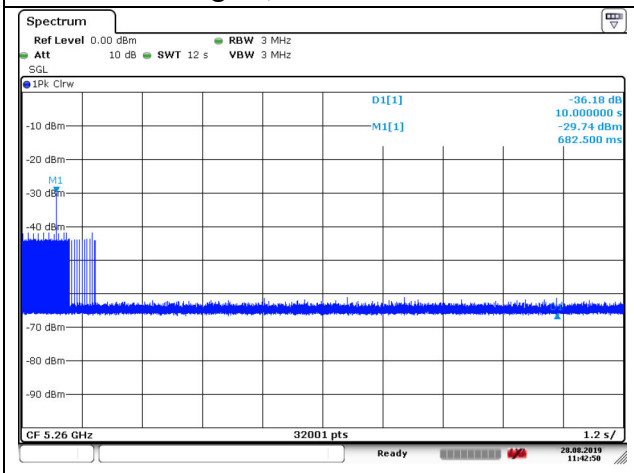	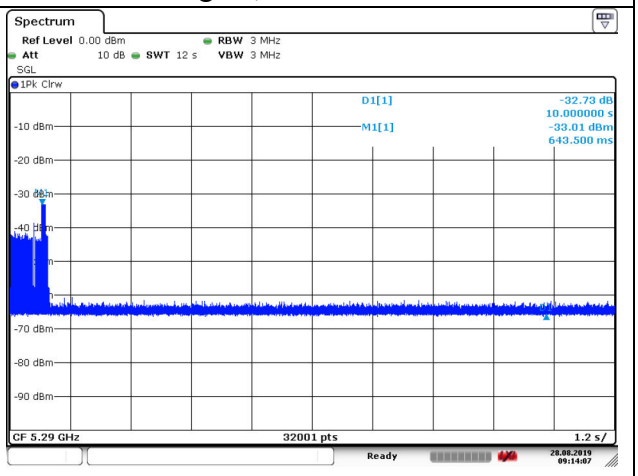
Channel move time < 10 S	Channel move time < 10 S
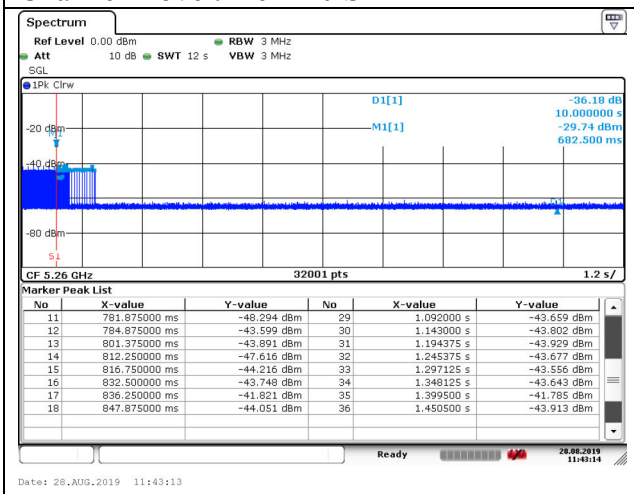	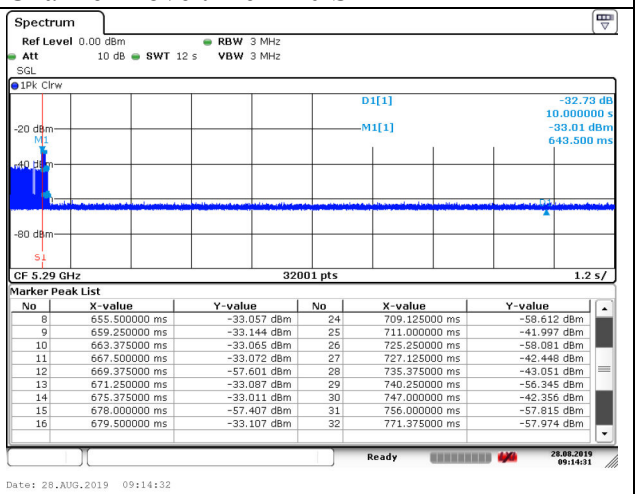

Channel Closing Transmission Time Calculated	
Sweep Time(S) sec	12
Sweep points (P)	32001
Number of Sweep points in 10 sec (N)	36
Channel Closing Time (C)	13.50ms

Channel closing time is calculated from C=N* dwell; where dwell is the occupancy time per sweep point calculated by the formula: dwell=S/P. N is the number of sweep points indicating transmission after S1; where S1 is the radar signal detected.

Channel Closing Transmission Time Calculated	
Sweep Time(S) sec	12
Sweep points (P)	32001
Number of Sweep points in 10 sec (N)	32
Channel Closing Time (C)	12.00ms

Channel closing time is calculated from C=N* dwell; where dwell is the occupancy time per sweep point calculated by the formula: dwell=S/P. N is the number of sweep points indicating transmission after S1; where S1is the radar signal detected.

U-NII-2C Band

20MHz

Test Date：Aug.28, 2019

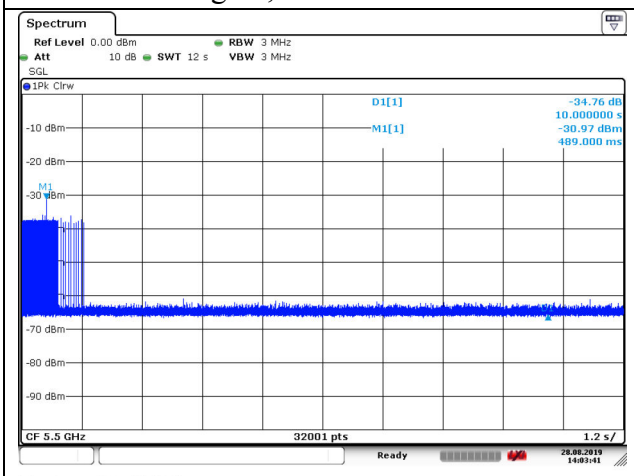

Channel move time < 10 S

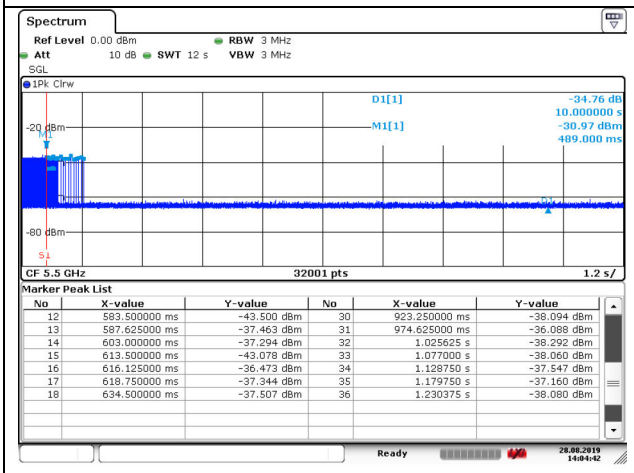

Marker Peak List					
No	X-value	Y-value	No	X-value	Y-value
12	583.500000 ms	-43.500 dBm	30	923.250000 ms	-38.094 dBm
13	587.625000 ms	-37.463 dBm	31	974.625000 ms	-36.088 dBm
14	603.000000 ms	-37.294 dBm	32	1.025625 s	-38.292 dBm
15	613.500000 ms	-43.078 dBm	33	1.077000 s	-38.060 dBm
16	616.125000 ms	-36.473 dBm	34	1.128750 s	-37.547 dBm
17	618.750000 ms	-37.344 dBm	35	1.179750 s	-37.160 dBm
18	634.500000 ms	-37.507 dBm	36	1.230375 s	-38.080 dBm

Channel Closing Transmission Time Calculated	
Sweep Time(S) sec	12
Sweep points (P)	32001
Number of Sweep points in 10 sec (N)	36
Channel Closing Time (C)	13.50ms

Channel closing time is calculated from C=N* dwell; where dwell is the occupancy time per sweep point calculated by the formula: dwell=S/P. N is the number of sweep points indicating transmission after S1; where S1 is the radar signal detected.

80MHz

Test Date：Aug.28, 2019

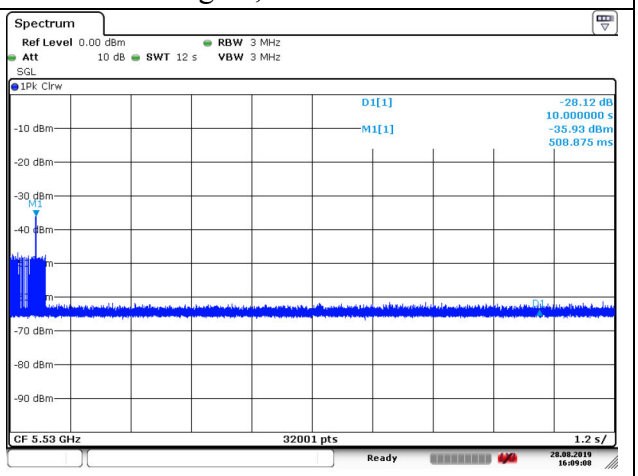

Channel move time < 10 S

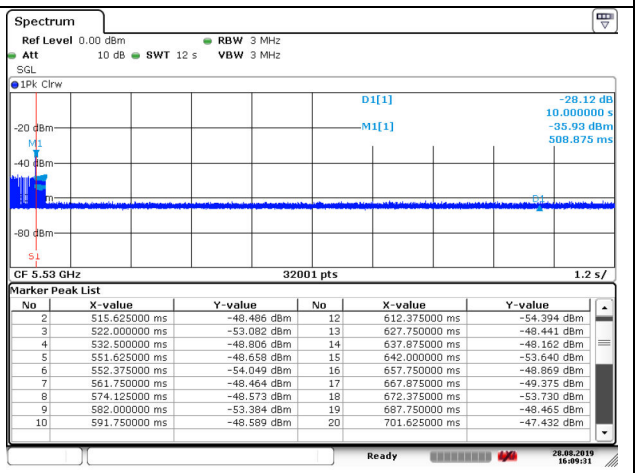

Marker Peak List					
No	X-value	Y-value	No	X-value	Y-value
2	515.625000 ms	-48.486 dBm	12	612.375000 ms	-54.394 dBm
3	522.000000 ms	-53.082 dBm	13	627.750000 ms	-48.441 dBm
4	532.500000 ms	-48.806 dBm	14	637.875000 ms	-48.162 dBm
5	551.625000 ms	-48.658 dBm	15	642.000000 ms	-53.640 dBm
6	552.375000 ms	-54.049 dBm	16	657.750000 ms	-48.869 dBm
7	561.750000 ms	-48.464 dBm	17	667.875000 ms	-49.375 dBm
8	574.125000 ms	-48.573 dBm	18	672.375000 ms	-53.730 dBm
9	582.000000 ms	-53.384 dBm	19	687.750000 ms	-48.465 dBm
10	591.750000 ms	-48.589 dBm	20	701.625000 ms	-47.432 dBm

Channel Closing Transmission Time Calculated	
Sweep Time(S) sec	12
Sweep points (P)	32001
Number of Sweep points in 10 sec (N)	20
Channel Closing Time (C)	7.50ms

Channel closing time is calculated from C=N* dwell; where dwell is the occupancy time per sweep point calculated by the formula: dwell=S/P. N is the number of sweep points indicating transmission after S1; where S1 is the radar signal detected.

6.2.3.2. Non-Occupancy period (PASS)

U-NII-2A Band	U-NII-2C Band
20MHz	**20MHz**
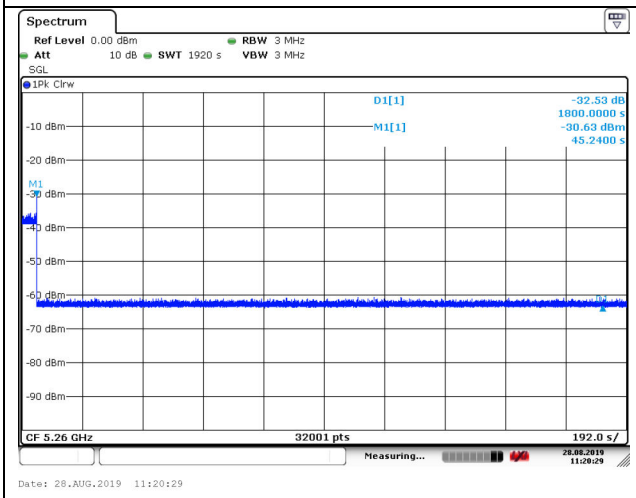	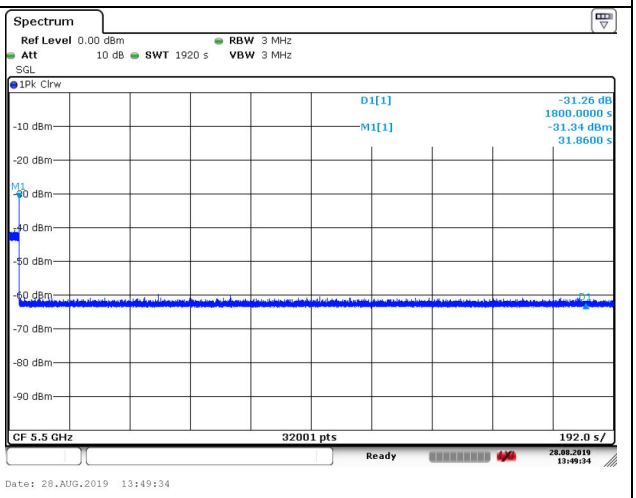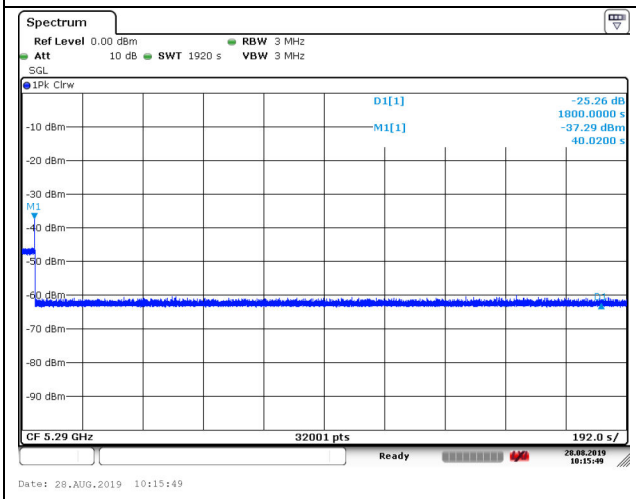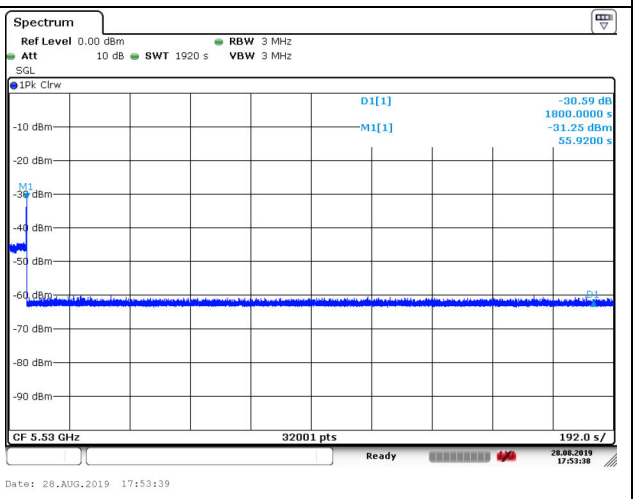
80MHz	**80MHz**