Test CH11: 2462MHz

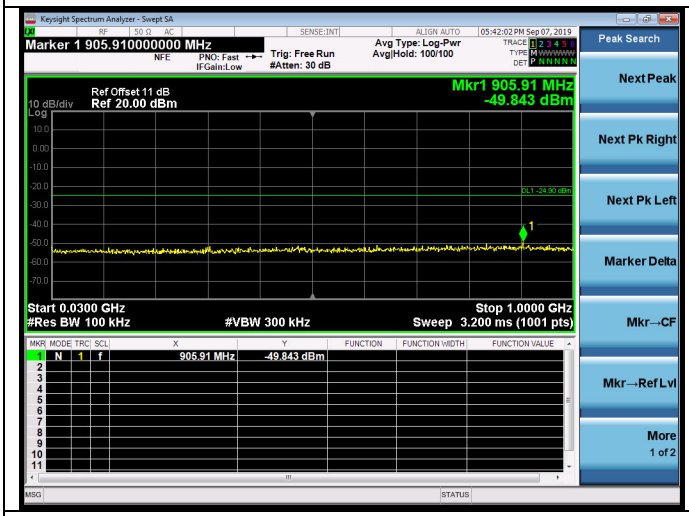

Test Mode: IEEE 802.11n HT20
Test CH1: 2412MHz

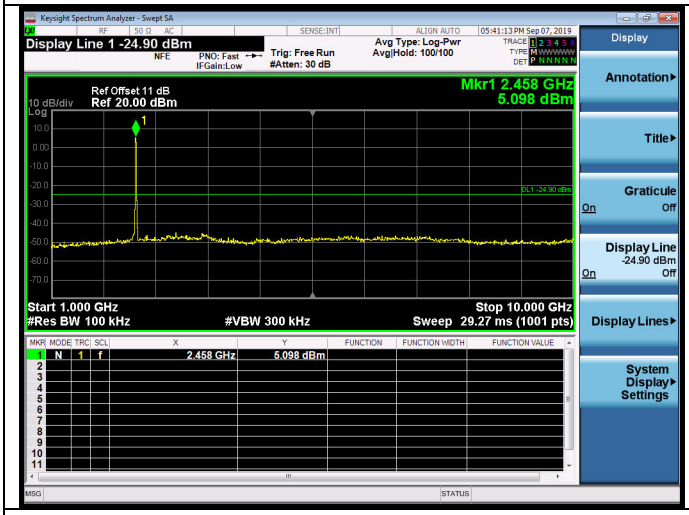

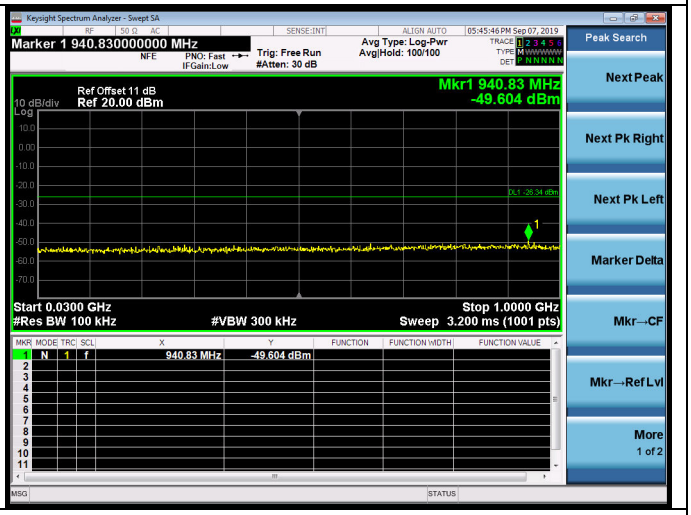

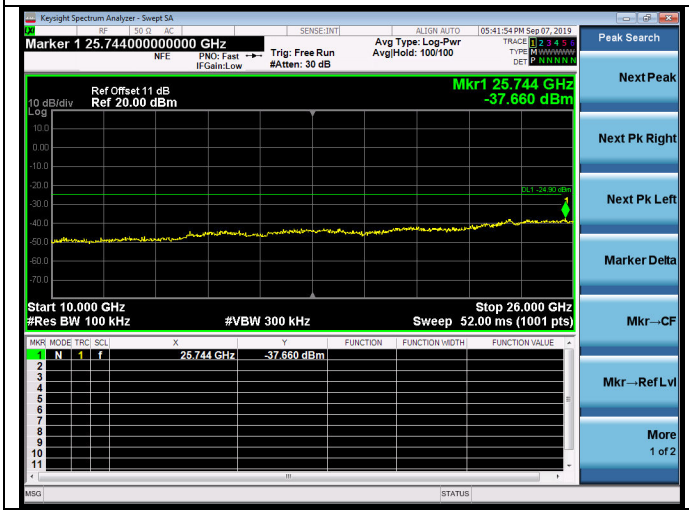

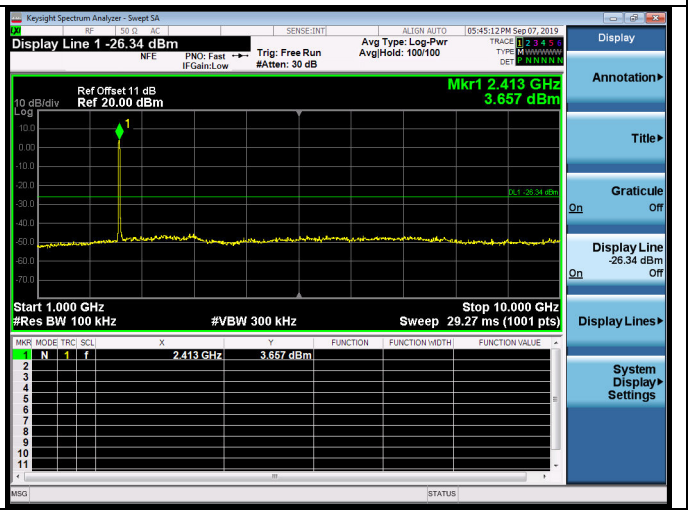

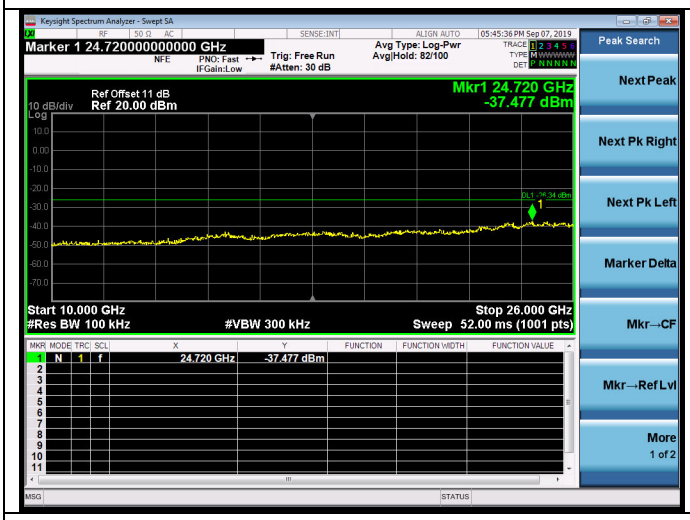

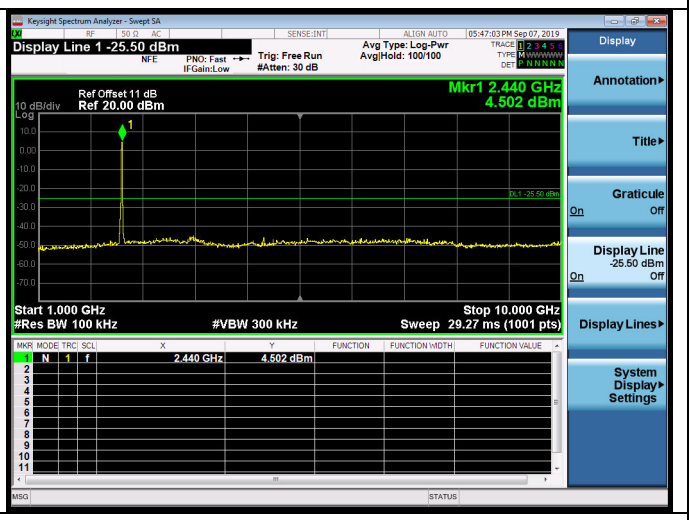

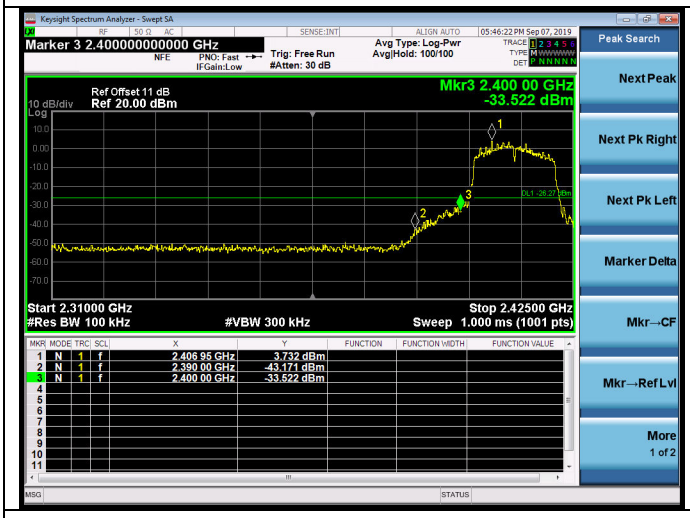

Test CH6: 2437MHz

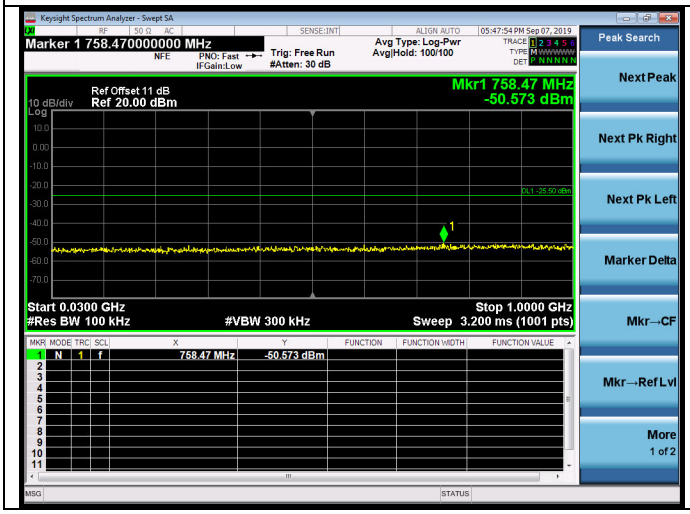

Test CH11: 2462MHz

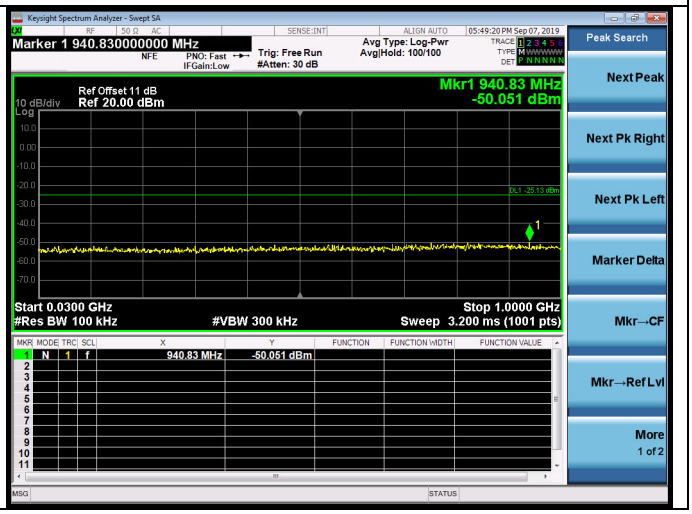

Test Mode: IEEE 802.11n HT40
Test CH3: 2422MHz

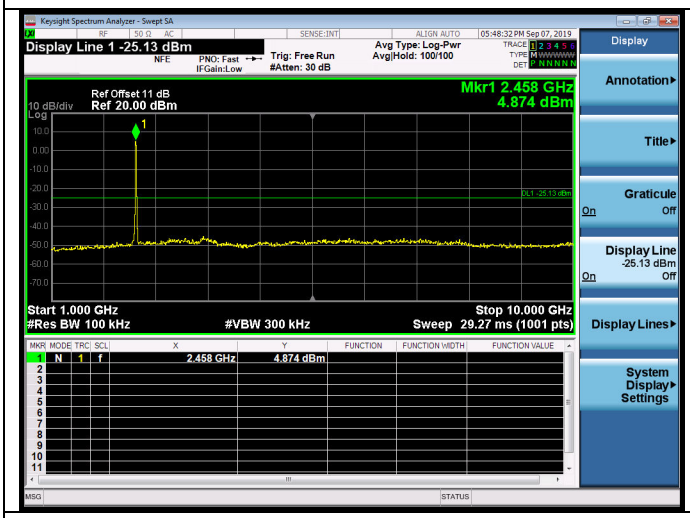

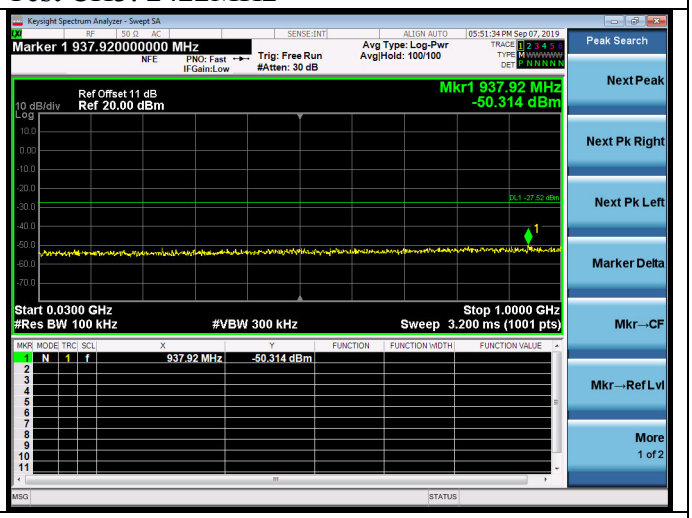

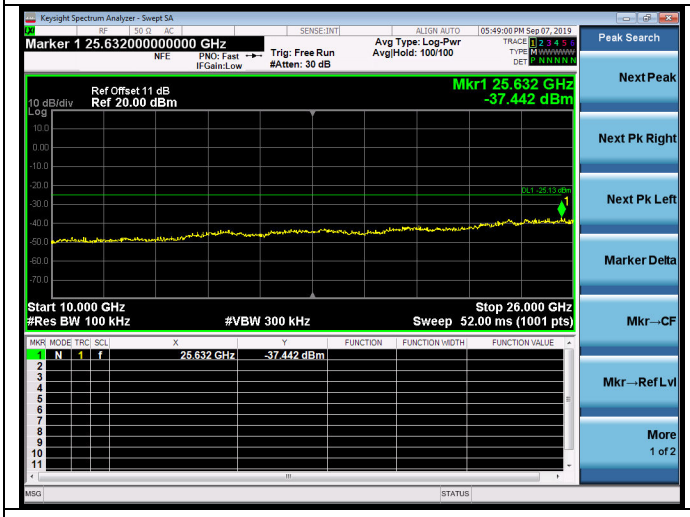

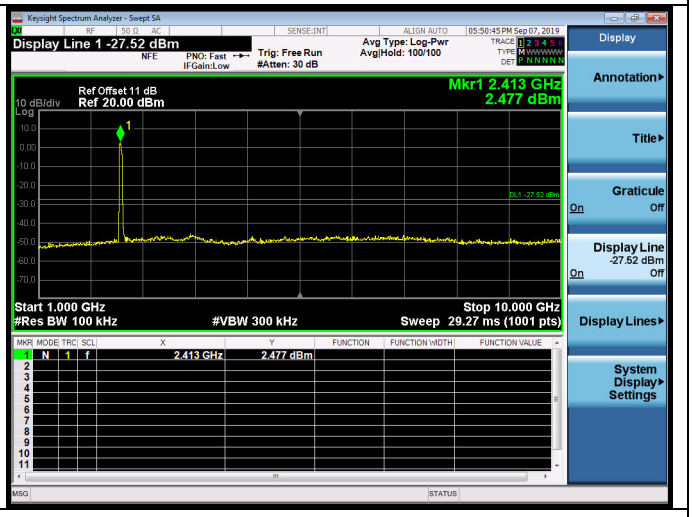

Test CH6: 2437MHz

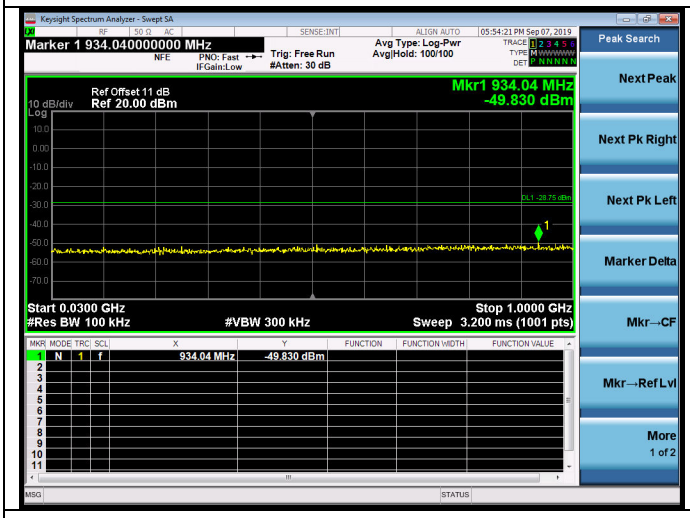

Test CH9: 2462MHz

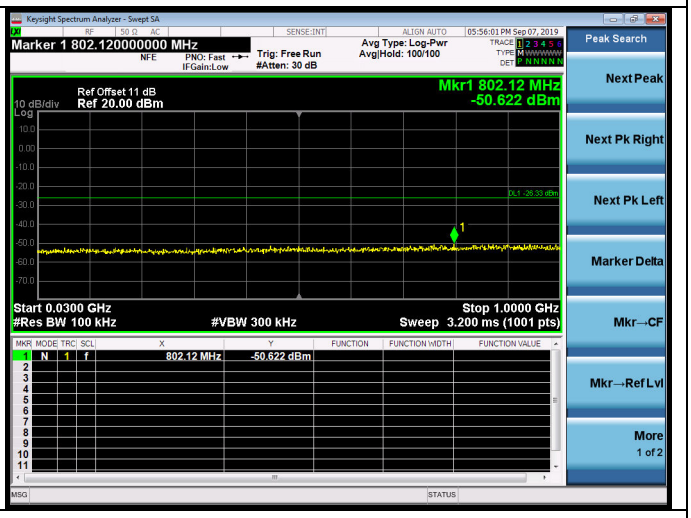

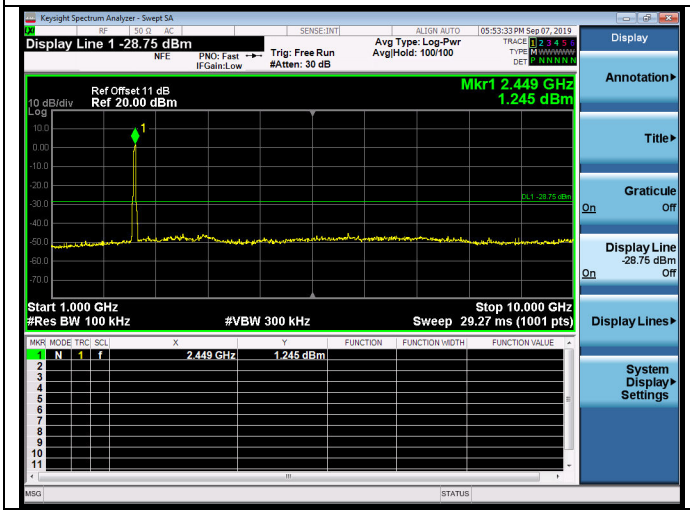

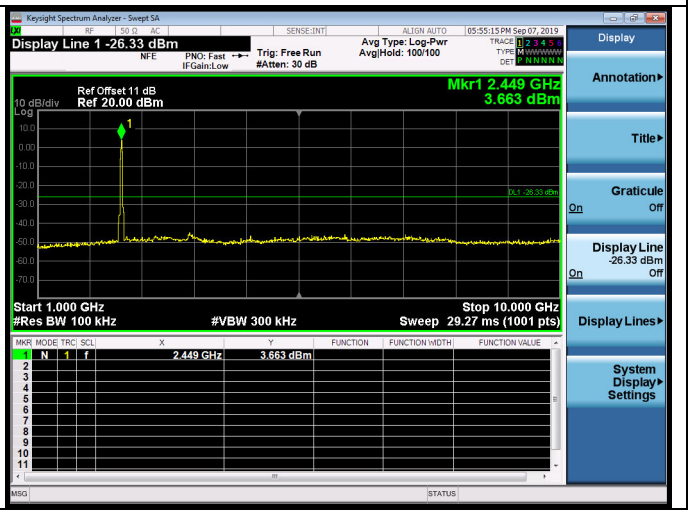

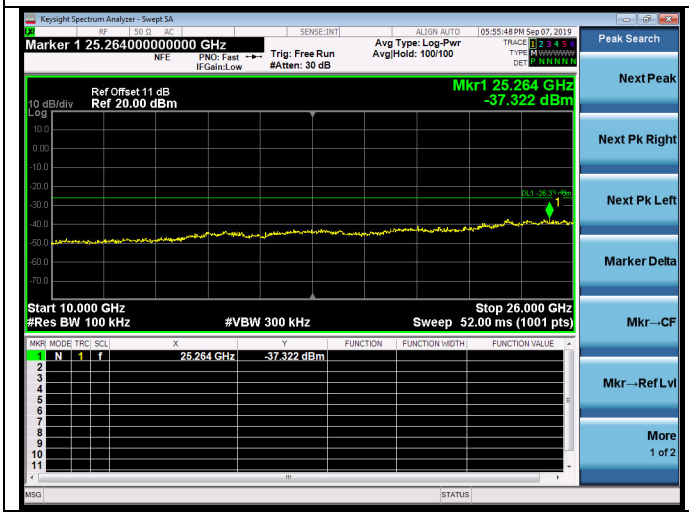
Keysight Spectrum Analyzer - Swept SA
Marker 1 25.264000000000 GHz
Trig: Free Run
#Atten: 30 dB
Avg Type: Log-Pwr
Avg|Hold: 100/100
05:55:48 PM Sep 07, 2019
Peak Search
Next Peak
Next Pk Right
Next Pk Left
Marker Delta
Mkr→CF
Mkr→Ref Lvl
More
1 of 2
Ref Offset 11 dB
10 dB/div
Ref 20.00 dBm
Mkr1 25.264 GHz
-37.322 dBm
Start 10.000 GHz
#Res BW 100 kHz
#VBW 300 kHz
Stop 26.000 GHz
Sweep 52.00 ms (1001 pts)
1 N 1 f 25.264 GHz -37.322 dBm

Keysight Spectrum Analyzer - Swept SA
Marker 3 2.500000000000 GHz
Trig: Free Run
#Atten: 30 dB
Avg Type: Log-Pwr
Avg|Hold: 100/100
05:56:48 PM Sep 07, 2019
Peak Search
Next Peak
Next Pk Right
Next Pk Left
Marker Delta
Mkr→CF
Mkr→Ref Lvl
More
1 of 2
Ref Offset 11 dB
10 dB/div
Ref 20.00 dBm
Mkr3 2.500 000 GHz
-53.552 dBm
Start 2.42500 GHz
#Res BW 100 kHz
#VBW 300 kHz
Stop 2.51000 GHz
Sweep 1.000 ms (1001 pts)
1 N 1 f 2.455 770 GHz 4.346 dBm
2 N 1 f 2.483 500 GHz -36.691 dBm
3 N 1 f 2.500 000 GHz -53.552 dBm

6. BAND EDGE COMPLIANCE TEST

6.1.Test Equipment

Item	Equipment	Manufacturer	Model No.	Serial No.	Last Cal.	Cal. Interval
1.	PXA Signal Analyzer	Agilent	N9030A	MY51380221	Jun.30,19	1 Year
2.	Amplifier	HP	8449B	3008A02495	Apr.23,19	1 Year
3.	Horn Antenna	ETS	3115	9607-4580	Dec.13,18	1 Year
4.	RF Cable	EMCI	EMC102-KM-KM 3500	170702	May.13,19	1 Year

6.2.Limit

All the lower and upper band-edges emissions appearing within 2310MHz to 2390MHz and 2483.5MHz to 2500MHz restricted frequency bands shall not exceed the limits shown in 15.209, all the other emissions outside operation frequency band 2400MHz to 2483.5MHz shall be at least 20dB below the fundamental emissions, or comply with 15.209 limits.

6.3.Test Procedure

Use the test method descried in ANSI C63.10 clause 6.10:

1. The EUT is placed on a turntable, which is 1.5m above the ground plane and worked at highest radiated power.

2. The turntable was rotated for 360 degrees to determine the position of maximum emission level.

3. EUT is set 3m away from the receiving antenna, which is varied from 1m to 4m to find out the highest emission.

4. Set the spectrum analyzer in the following setting in order to capture the lower and upper band-edges of the emission:

(a) PEAK: RBW=1MHz; VBW=3MHz; Sweep=AUTO
(b) AVERAGE: RBW=1MHz; VBW=10Hz; Sweep=AUTO

6.4.Test Results

Pass (The testing data was attached in the next pages.)

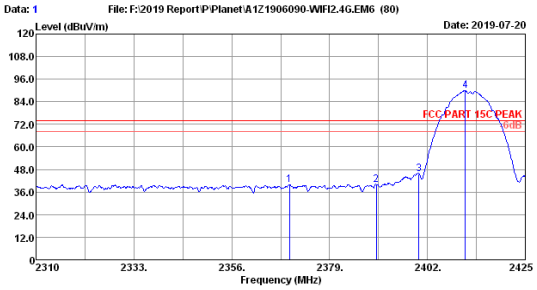

Site no. : 3m Chamber
Dis. / Ant. : 3m 2018 3115-4580
Limit : FCC PART 15C PEAK
Env. / Ins. : 23.4*C/52.9%
Power rating : AC120V/60Hz
Test Mode : 802.11b 2412MHz Tx Mode

Data no. : 1
Ant. pol. : VERTICAL
Pre :
Engineer : Garry

No.	Freq. (MHz)	Ant. Factor (dB/m)	Cable Loss (dB)	AMP factor (dB)	Reading (dBuV)	Emission Level (dBuV/m)	Limits (dBuV/m)	Margin (dB)	Remark
1	2369.57	27.62	0.87	35.05	46.60	40.04	74.00	33.96	Peak
2	2390.00	27.71	0.87	35.04	46.44	39.98	74.00	34.02	Peak
3	2400.00	27.71	0.87	35.04	52.27	45.81	74.00	28.19	Peak
4	2410.86	27.77	0.87	35.04	96.20	89.80	74.00	-15.80	Peak

Remarks: 1. Emission Level= Antenna Factor + Cable Loss + Reading -Amp Factor
2. The emission levels that are 20dB below the official limit are not reported.

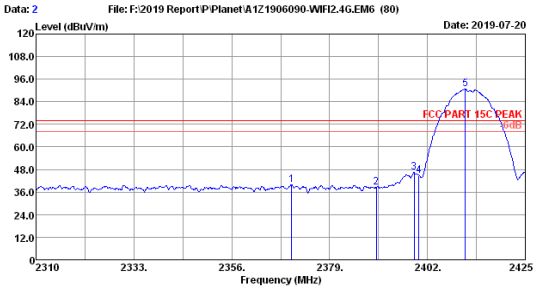

Site no. : 3m Chamber
Dis. / Ant. : 3m 2018 3115-4580
Limit : FCC PART 15C PEAK
Env. / Ins. : 23.4*C/52.9%
Power rating : AC120V/60Hz
Test Mode : 802.11b 2412MHz Tx Mode

Data no. : 2
Ant. pol. : HORIZONTAL
Pre :
Engineer : Garry

No.	Freq. (MHz)	Ant. Factor (dB/m)	Cable Loss (dB)	AMP factor (dB)	Reading (dBuV)	Emission Level (dBuV/m)	Limits (dBuV/m)	Margin (dB)	Remark
1	2370.03	27.62	0.87	35.05	46.39	39.83	74.00	34.17	Peak
2	2390.00	27.71	0.87	35.04	45.05	38.59	74.00	35.41	Peak
3	2398.90	27.71	0.87	35.04	52.75	46.29	74.00	27.71	Peak
4	2400.00	27.71	0.87	35.04	51.27	44.81	74.00	29.19	Peak
5	2410.86	27.77	0.87	35.04	97.12	90.72	74.00	-16.72	Peak

Remarks: 1. Emission Level= Antenna Factor + Cable Loss + Reading -Amp Factor
2. The emission levels that are 20dB below the official limit are not reported.

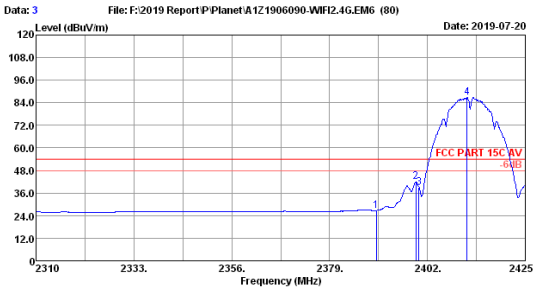

Site no. : 3m Chamber
Dis. / Ant. : 3m 2018 3115-4580
Limit : FCC PART 15C AV
Env. / Ins. : 23.4*C/52.9%
Power rating : AC120V/60Hz
Test Mode : 802.11b 2412MHz Tx Mode

Data no. : 3
Ant. pol. : HORIZONTAL
Pre :
Engineer : Garry

No.	Freq. (MHz)	Ant. Factor (dB/m)	Cable Loss (dB)	AMP factor (dB)	Reading (dBuV)	Emission Level (dBuV/m)	Limits (dBuV/m)	Margin (dB)	Remark
1	2390.00	27.71	0.87	35.04	33.24	26.78	54.00	27.22	Average
2	2399.24	27.71	0.87	35.04	48.44	41.98	54.00	12.02	Average
3	2400.00	27.71	0.87	35.04	45.33	38.87	54.00	15.13	Average
4	2411.32	27.77	0.87	35.04	93.34	86.94	54.00	-32.94	Average

Remarks: 1. Emission Level= Antenna Factor + Cable Loss + Reading -Amp Factor
2. The emission levels that are 20dB below the official limit are not reported.

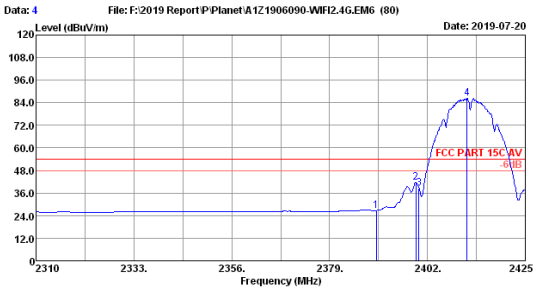

Site no. : 3m Chamber
Dis. / Ant. : 3m 2018 3115-4580
Limit : FCC PART 15C AV
Env. / Ins. : 23.4*C/52.9%
Power rating : AC120V/60Hz
Test Mode : 802.11b 2412MHz Tx Mode

Data no. : 4
Ant. pol. : VERTICAL
Pre :
Engineer : Garry

No.	Freq. (MHz)	Ant. Factor (dB/m)	Cable Loss (dB)	AMP factor (dB)	Reading (dBuV)	Emission Level (dBuV/m)	Limits (dBuV/m)	Margin (dB)	Remark
1	2390.00	27.71	0.87	35.04	33.25	26.79	54.00	27.21	Average
2	2399.24	27.71	0.87	35.04	48.23	41.77	54.00	12.23	Average
3	2400.00	27.71	0.87	35.04	45.12	38.66	54.00	15.34	Average
4	2411.32	27.77	0.87	35.04	92.89	86.49	54.00	-32.49	Average

Remarks: 1. Emission Level= Antenna Factor + Cable Loss + Reading -Amp Factor
2. The emission levels that are 20dB below the official limit are not reported.

Data: 5 File: F:\2019 Report\P\Planet\A1Z1906090-WIFI2.4G.EM6 (80)

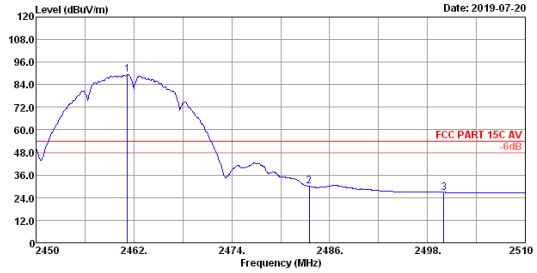

Site no. : 3m Chamber Data no. : 5
Dis. / Ant. : 3m 2018 3115-4580 Ant. pol. : HORIZONTAL
Limit : FCC PART 15C AV Pre :
Env. / Ins. : 23.4*C/52.9% Engineer : Garry
Power rating : AC120V/60Hz
Test Mode : 802.11b 2462MHz Tx Mode

No.	Freq. (MHz)	Ant. Factor (dB/m)	Cable Loss (dB)	AMP factor (dB)	Reading (dBuV)	Emission Level (dBuV/m)	Limits (dBuV/m)	Margin (dB)	Remark
1	2461.22	27.93	0.88	35.02	95.59	89.38	54.00	-35.38	Average
2	2483.50	27.98	0.89	35.01	36.18	30.04	54.00	23.96	Average
3	2500.00	28.03	0.89	35.00	32.87	26.79	54.00	27.21	Average

Remarks: 1. Emission Level= Antenna Factor + Cable Loss + Reading -Amp Factor
2. The emission levels that are 20dB below the official limit are not reported.

Data: 6 File: F:\2019 Report\P\Planet\A1Z1906090-WIFI2.4G.EM6 (80)

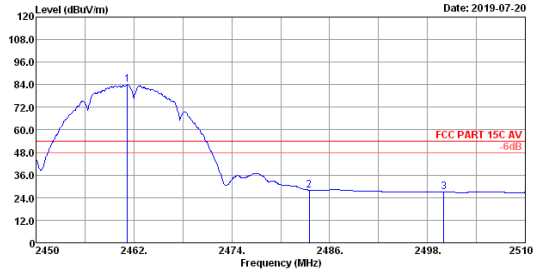

Site no. : 3m Chamber Data no. : 6
Dis. / Ant. : 3m 2018 3115-4580 Ant. pol. : VERTICAL
Limit : FCC PART 15C AV Pre :
Env. / Ins. : 23.4*C/52.9% Engineer : Garry
Power rating : AC120V/60Hz
Test Mode : 802.11b 2462MHz Tx Mode

No.	Freq. (MHz)	Ant. Factor (dB/m)	Cable Loss (dB)	AMP factor (dB)	Reading (dBuV)	Emission Level (dBuV/m)	Limits (dBuV/m)	Margin (dB)	Remark
1	2461.22	27.93	0.88	35.02	90.23	84.02	54.00	-30.02	Average
2	2483.50	27.98	0.89	35.01	34.21	28.07	54.00	25.93	Average
3	2500.00	28.03	0.89	35.00	32.92	26.84	54.00	27.16	Average

Remarks: 1. Emission Level= Antenna Factor + Cable Loss + Reading -Amp Factor
2. The emission levels that are 20dB below the official limit are not reported.

Data: 7 File: F:\2019 Report\P\Planet\A1Z1906090-WIFI2.4G.EM6 (80)

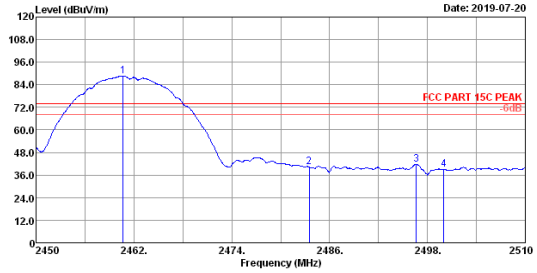

Site no. : 3m Chamber Data no. : 7
Dis. / Ant. : 3m 2018 3115-4580 Ant. pol. : VERTICAL
Limit : FCC PART 15C PEAK Pre :
Env. / Ins. : 23.4*C/52.9% Engineer : Garry
Power rating : AC120V/60Hz
Test Mode : 802.11b 2462MHz Tx Mode

No.	Freq. (MHz)	Ant. Factor (dB/m)	Cable Loss (dB)	AMP factor (dB)	Reading (dBuV)	Emission Level (dBuV/m)	Limits (dBuV/m)	Margin (dB)	Remark
1	2460.68	27.93	0.88	35.02	94.82	88.61	74.00	-14.61	Peak
2	2483.50	27.98	0.89	35.01	46.41	40.27	74.00	33.73	Peak
3	2496.62	28.03	0.89	35.00	47.83	41.75	74.00	32.25	Peak
4	2500.00	28.03	0.89	35.00	45.05	38.97	74.00	35.03	Peak

Remarks: 1. Emission Level= Antenna Factor + Cable Loss + Reading -Amp Factor
2. The emission levels that are 20dB below the official limit are not reported.

Data: 8 File: F:\2019 Report\P\Planet\A1Z1906090-WIFI2.4G.EM6 (80)

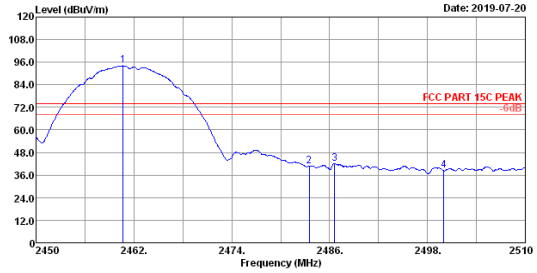

Site no. : 3m Chamber Data no. : 8
Dis. / Ant. : 3m 2018 3115-4580 Ant. pol. : HORIZONTAL
Limit : FCC PART 15C PEAK Pre :
Env. / Ins. : 23.4*C/52.9% Engineer : Garry
Power rating : AC120V/60Hz
Test Mode : 802.11b 2462MHz Tx Mode

No.	Freq. (MHz)	Ant. Factor (dB/m)	Cable Loss (dB)	AMP factor (dB)	Reading (dBuV)	Emission Level (dBuV/m)	Limits (dBuV/m)	Margin (dB)	Remark
1	2460.68	27.93	0.88	35.02	100.31	94.10	74.00	-20.10	Peak
2	2483.50	27.98	0.89	35.01	47.06	40.92	74.00	33.08	Peak
3	2486.60	27.98	0.89	35.01	48.30	42.16	74.00	31.84	Peak
4	2500.00	28.03	0.89	35.00	44.39	38.31	74.00	35.69	Peak

Remarks: 1. Emission Level= Antenna Factor + Cable Loss + Reading -Amp Factor
2. The emission levels that are 20dB below the official limit are not reported.

Data: 9 File: F:\2019 Report\P\Planet\A1Z1906090-WIFI2.4G.EM6 (80)

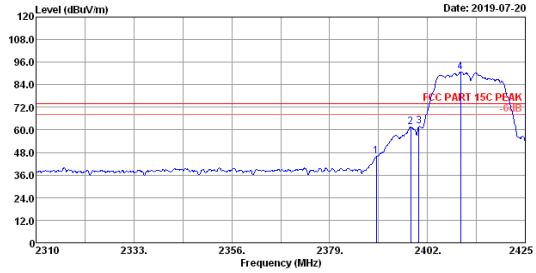

Site no. : 3m Chamber Data no. : 9
Dis. / Ant. : 3m 2018 3115-4580 Ant. pol. : VERTICAL
Limit : FCC PART 15C PEAK Pre :
Env. / Ins. : 23.4*C/52.9% Engineer : Garry
Power rating : AC120V/60Hz
Test Mode : 802.11g 2412MHz Tx Mode

No.	Freq. (MHz)	Ant. Factor (dB/m)	Cable Loss (dB)	AMP factor (dB)	Reading (dBuV)	Emission Level (dBuV/m)	Limits (dBuV/m)	Margin (dB)	Remark
1	2390.00	27.71	0.87	35.04	52.39	45.93	74.00	28.07	Peak
2	2398.09	27.71	0.87	35.04	67.90	61.44	74.00	12.56	Peak
3	2400.00	27.71	0.87	35.04	68.51	62.05	74.00	11.95	Peak
4	2409.82	27.77	0.87	35.04	97.15	90.75	74.00	-16.75	Peak

Remarks: 1. Emission Level= Antenna Factor + Cable Loss + Reading -Amp Factor
2. The emission levels that are 20dB below the official limit are not reported.

Data: 10 File: F:\2019 Report\P\Planet\A1Z1906090-WIFI2.4G.EM6 (80)

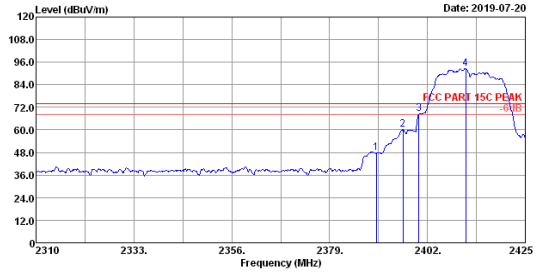

Site no. : 3m Chamber Data no. : 10
Dis. / Ant. : 3m 2018 3115-4580 Ant. pol. : HORIZONTAL
Limit : FCC PART 15C PEAK Pre :
Env. / Ins. : 23.4*C/52.9% Engineer : Garry
Power rating : AC120V/60Hz
Test Mode : 802.11g 2412MHz Tx Mode

No.	Freq. (MHz)	Ant. Factor (dB/m)	Cable Loss (dB)	AMP factor (dB)	Reading (dBuV)	Emission Level (dBuV/m)	Limits (dBuV/m)	Margin (dB)	Remark
1	2390.00	27.71	0.87	35.04	54.08	47.62	74.00	26.38	Peak
2	2396.25	27.71	0.87	35.04	66.61	60.15	74.00	13.85	Peak
3	2400.00	27.71	0.87	35.04	75.03	68.57	74.00	5.43	Peak
4	2410.97	27.77	0.87	35.04	99.01	92.61	74.00	-18.61	Peak

Remarks: 1. Emission Level= Antenna Factor + Cable Loss + Reading -Amp Factor
2. The emission levels that are 20dB below the official limit are not reported.

Data: 11 File: F:\2019 Report\P\Planet\A1Z1906090-WIFI2.4G.EM6 (80)

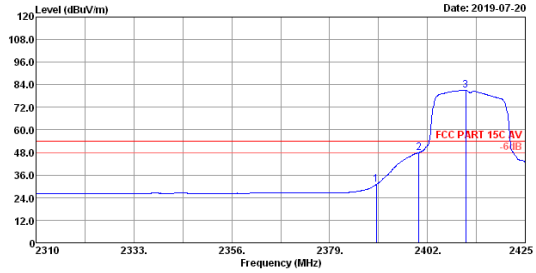

Site no. : 3m Chamber Data no. : 11
Dis. / Ant. : 3m 2018 3115-4580 Ant. pol. : HORIZONTAL
Limit : FCC PART 15C AV Pre :
Env. / Ins. : 23.4*C/52.9% Engineer : Garry
Power rating : AC120V/60Hz
Test Mode : 802.11g 2412MHz Tx Mode

No.	Freq. (MHz)	Ant. Factor (dB/m)	Cable Loss (dB)	AMP factor (dB)	Reading (dBuV)	Emission Level (dBuV/m)	Limits (dBuV/m)	Margin (dB)	Remark
1	2390.00	27.71	0.87	35.04	37.55	31.09	54.00	22.91	Average
2	2400.00	27.71	0.87	35.04	54.47	48.01	54.00	5.99	Average
3	2410.97	27.77	0.87	35.04	87.42	81.02	54.00	-27.02	Average

Remarks: 1. Emission Level= Antenna Factor + Cable Loss + Reading -Amp Factor
2. The emission levels that are 20dB below the official limit are not reported.

Data: 12 File: F:\2019 Report\P\Planet\A1Z1906090-WIFI2.4G.EM6 (80)

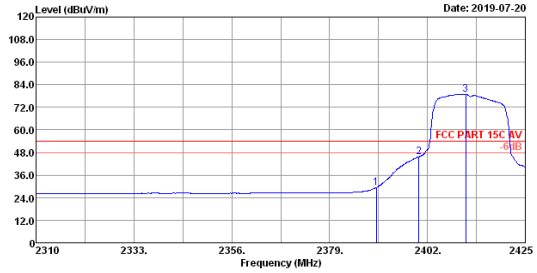

Site no. : 3m Chamber Data no. : 12
Dis. / Ant. : 3m 2018 3115-4580 Ant. pol. : VERTICAL
Limit : FCC PART 15C AV Pre :
Env. / Ins. : 23.4*C/52.9% Engineer : Garry
Power rating : AC120V/60Hz
Test Mode : 802.11g 2412MHz Tx Mode

No.	Freq. (MHz)	Ant. Factor (dB/m)	Cable Loss (dB)	AMP factor (dB)	Reading (dBuV)	Emission Level (dBuV/m)	Limits (dBuV/m)	Margin (dB)	Remark
1	2390.00	27.71	0.87	35.04	35.86	29.40	54.00	24.60	Average
2	2400.00	27.71	0.87	35.04	52.23	45.77	54.00	8.23	Average
3	2410.97	27.77	0.87	35.04	85.36	78.96	54.00	-24.96	Average

Remarks: 1. Emission Level= Antenna Factor + Cable Loss + Reading -Amp Factor
2. The emission levels that are 20dB below the official limit are not reported.

Data: 13 File: F:\2019 Report\P\Planet\A1Z1906090-WIFI2.4G.EM6 (80)

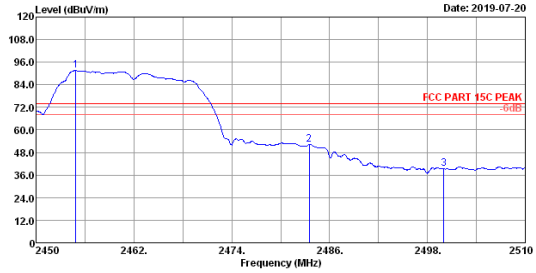

Site no. : 3m Chamber Data no. : 13
Dis. / Ant. : 3m 2018 3115-4580 Ant. pol. : VERTICAL
Limit : FCC PART 15C PEAK Pre :
Env. / Ins. : 23.4*C/52.9% Engineer : Garry
Power rating : AC120V/60Hz
Test Mode : 802.11g 2462MHz Tx Mode

No.	Freq. (MHz)	Ant. Factor (dB/m)	Cable Loss (dB)	AMP factor (dB)	Reading (dBuV)	Emission Level (dBuV/m)	Limits (dBuV/m)	Margin (dB)	Remark
1	2454.86	27.93	0.88	35.02	97.76	91.55	74.00	-17.55	Peak
2	2483.50	27.98	0.89	35.01	58.37	52.23	74.00	21.77	Peak
3	2500.00	28.03	0.89	35.00	45.47	39.39	74.00	34.61	Peak

Remarks: 1. Emission Level= Antenna Factor + Cable Loss + Reading -Amp Factor
2. The emission levels that are 20dB below the official limit are not reported.

Data: 14 File: F:\2019 Report\P\Planet\A1Z1906090-WIFI2.4G.EM6 (80)

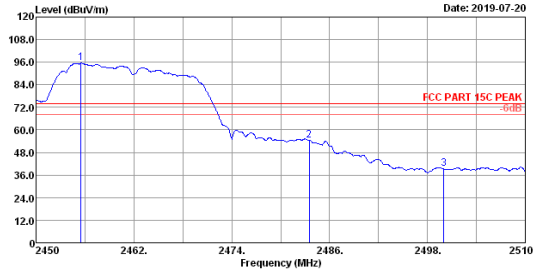

Site no. : 3m Chamber Data no. : 14
Dis. / Ant. : 3m 2018 3115-4580 Ant. pol. : HORIZONTAL
Limit : FCC PART 15C PEAK Pre :
Env. / Ins. : 23.4*C/52.9% Engineer : Garry
Power rating : AC120V/60Hz
Test Mode : 802.11g 2462MHz Tx Mode

No.	Freq. (MHz)	Ant. Factor (dB/m)	Cable Loss (dB)	AMP factor (dB)	Reading (dBuV)	Emission Level (dBuV/m)	Limits (dBuV/m)	Margin (dB)	Remark
1	2455.52	27.93	0.88	35.02	101.70	95.49	74.00	-21.49	Peak
2	2483.50	27.98	0.89	35.01	60.62	54.48	74.00	19.52	Peak
3	2500.00	28.03	0.89	35.00	45.37	39.29	74.00	34.71	Peak

Remarks: 1. Emission Level= Antenna Factor + Cable Loss + Reading -Amp Factor
2. The emission levels that are 20dB below the official limit are not reported.

Data: 15 File: F:\2019 Report\P\Planet\A1Z1906090-WIFI2.4G.EM6 (80)

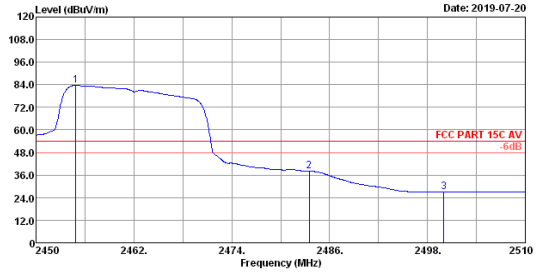

Site no. : 3m Chamber Data no. : 15
Dis. / Ant. : 3m 2018 3115-4580 Ant. pol. : HORIZONTAL
Limit : FCC PART 15C AV Pre :
Env. / Ins. : 23.4*C/52.9% Engineer : Garry
Power rating : AC120V/60Hz
Test Mode : 802.11g 2462MHz Tx Mode

No.	Freq. (MHz)	Ant. Factor (dB/m)	Cable Loss (dB)	AMP factor (dB)	Reading (dBuV)	Emission Level (dBuV/m)	Limits (dBuV/m)	Margin (dB)	Remark
1	2454.86	27.93	0.88	35.02	89.82	83.61	54.00	-29.61	Average
2	2483.50	27.98	0.89	35.01	44.15	38.01	54.00	15.99	Average
3	2500.00	28.03	0.89	35.00	33.08	27.00	54.00	27.00	Average

Remarks: 1. Emission Level= Antenna Factor + Cable Loss + Reading -Amp Factor
2. The emission levels that are 20dB below the official limit are not reported.

Data: 16 File: F:\2019 Report\P\Planet\A1Z1906090-WIFI2.4G.EM6 (80)

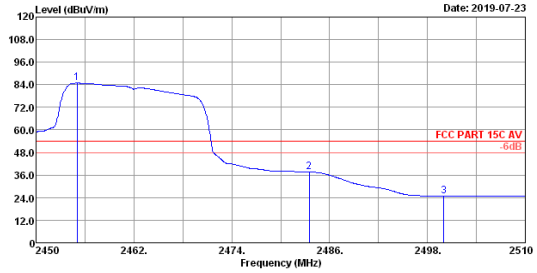

Site no. : 3m Chamber Data no. : 16
Dis. / Ant. : 3m 2018 3115-4580 Ant. pol. : VERTICAL
Limit : FCC PART 15C AV Pre :
Env. / Ins. : 23.4*C/52.9% Engineer : Garry
Power rating : AC120V/60Hz
Test Mode : 802.11g 2462MHz Tx Mode

No.	Freq. (MHz)	Ant. Factor (dB/m)	Cable Loss (dB)	AMP factor (dB)	Reading (dBuV)	Emission Level (dBuV/m)	Limits (dBuV/m)	Margin (dB)	Remark
1	2455.04	27.93	0.88	35.02	91.08	84.87	54.00	-30.87	Average
2	2483.50	27.98	0.89	35.01	43.74	37.60	54.00	16.40	Average
3	2500.00	28.03	0.89	35.00	30.90	24.82	54.00	29.18	Average

Remarks: 1. Emission Level= Antenna Factor + Cable Loss + Reading -Amp Factor
2. The emission levels that are 20dB below the official limit are not reported.

Data: 17 File: F:\2019 Report\P\Planet\A1Z1906090-WIFI2.4G.EM6 (80)

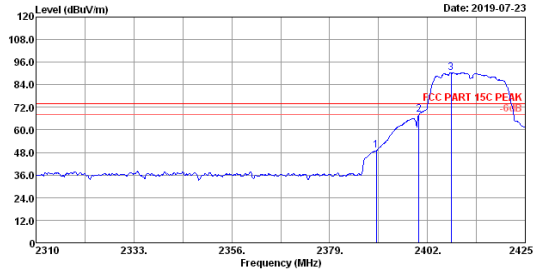

Site no. : 3m Chamber Data no. : 17
Dis. / Ant. : 3m 2018 3115-4580 Ant. pol. : HORIZONTAL
Limit : FCC PART 15C PEAK Pre :
Env. / Ins. : 23.4°C/52.9% Engineer : Garry
Power rating : AC120V/60Hz
Test Mode : 802.11nHT20 2412MHz Tx Mode

No.	Freq. (MHz)	Ant. Factor (dB/m)	Cable Loss (dB)	AMP factor (dB)	Reading (dBuV)	Emission Level (dBuV/m)	Limits (dBuV/m)	Margin (dB)	Remark
1	2390.00	27.71	0.87	35.04	55.55	49.09	74.00	24.91	Peak
2	2400.00	27.71	0.87	35.04	74.81	68.35	74.00	5.65	Peak
3	2407.52	27.77	0.87	35.04	96.90	90.50	74.00	-16.50	Peak

Remarks: 1. Emission Level= Antenna Factor + Cable Loss + Reading -Amp Factor
2. The emission levels that are 20dB below the official limit are not reported.

Data: 18 File: F:\2019 Report\P\Planet\A1Z1906090-WIFI2.4G.EM6 (80)

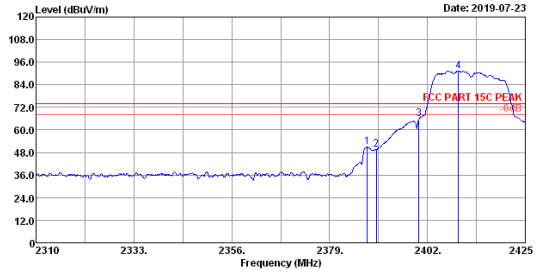

Site no. : 3m Chamber Data no. : 18
Dis. / Ant. : 3m 2018 3115-4580 Ant. pol. : VERTICAL
Limit : FCC PART 15C PEAK Pre :
Env. / Ins. : 23.4°C/52.9% Engineer : Garry
Power rating : AC120V/60Hz
Test Mode : 802.11nHT20 2412MHz Tx Mode

No.	Freq. (MHz)	Ant. Factor (dB/m)	Cable Loss (dB)	AMP factor (dB)	Reading (dBuV)	Emission Level (dBuV/m)	Limits (dBuV/m)	Margin (dB)	Remark
1	2387.86	27.71	0.87	35.04	57.18	50.72	74.00	23.28	Peak
2	2390.00	27.71	0.87	35.04	56.13	49.67	74.00	24.33	Peak
3	2400.00	27.71	0.87	35.04	72.36	65.90	74.00	8.10	Peak
4	2409.25	27.77	0.87	35.04	97.75	91.35	74.00	-17.35	Peak

Remarks: 1. Emission Level= Antenna Factor + Cable Loss + Reading -Amp Factor
2. The emission levels that are 20dB below the official limit are not reported.

Data: 19 File: F:\2019 Report\P\Planet\A1Z1906090-WIFI2.4G.EM6 (80)

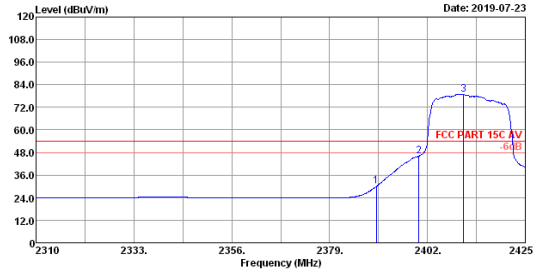

Site no. : 3m Chamber Data no. : 19
Dis. / Ant. : 3m 2018 3115-4580 Ant. pol. : VERTICAL
Limit : FCC PART 15C AV Pre :
Env. / Ins. : 23.4°C/52.9% Engineer : Garry
Power rating : AC120V/60Hz
Test Mode : 802.11nHT20 2412MHz Tx Mode

No.	Freq. (MHz)	Ant. Factor (dB/m)	Cable Loss (dB)	AMP factor (dB)	Reading (dBuV)	Emission Level (dBuV/m)	Limits (dBuV/m)	Margin (dB)	Remark
1	2390.00	27.71	0.87	35.04	36.55	30.09	54.00	23.91	Average
2	2400.00	27.71	0.87	35.04	52.61	46.15	54.00	7.85	Average
3	2410.51	27.77	0.87	35.04	85.23	78.83	54.00	-24.83	Average

Remarks: 1. Emission Level= Antenna Factor + Cable Loss + Reading -Amp Factor
2. The emission levels that are 20dB below the official limit are not reported.

Data: 20 File: F:\2019 Report\P\Planet\A1Z1906090-WIFI2.4G.EM6 (80)

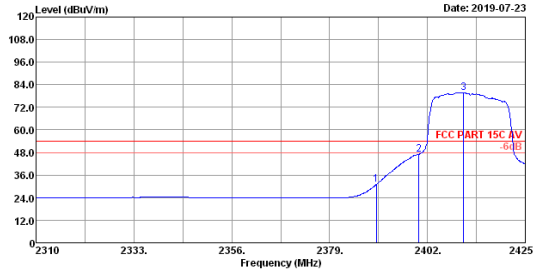

Site no. : 3m Chamber Data no. : 20
Dis. / Ant. : 3m 2018 3115-4580 Ant. pol. : HORIZONTAL
Limit : FCC PART 15C AV Pre :
Env. / Ins. : 23.4°C/52.9% Engineer : Garry
Power rating : AC120V/60Hz
Test Mode : 802.11nHT20 2412MHz Tx Mode

No.	Freq. (MHz)	Ant. Factor (dB/m)	Cable Loss (dB)	AMP factor (dB)	Reading (dBuV)	Emission Level (dBuV/m)	Limits (dBuV/m)	Margin (dB)	Remark
1	2390.00	27.71	0.87	35.04	37.61	31.15	54.00	22.85	Average
2	2400.00	27.71	0.87	35.04	53.52	47.06	54.00	6.94	Average
3	2410.51	27.77	0.87	35.04	86.32	79.92	54.00	-25.92	Average

Remarks: 1. Emission Level= Antenna Factor + Cable Loss + Reading -Amp Factor
2. The emission levels that are 20dB below the official limit are not reported.

Data: 21 File: F:\2019 Report\P\Planet\A1Z1906090-WIFI2.4G.EM6 (80)

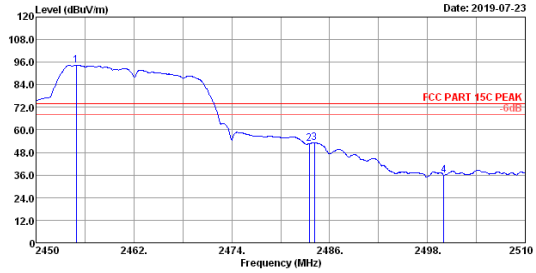

Site no. : 3m Chamber Data no. : 21
Dis. / Ant. : 3m 2018 3115-4580 Ant. pol. : HORIZONTAL
Limit : FCC PART 15C PEAK Pre :
Env. / Ins. : 23.4*C/52.9% Engineer : Garry
Power rating : AC120V/60Hz
Test Mode : 802.11nHT20 2462MHz Tx Mode

No.	Freq. (MHz)	Ant. Factor (dB/m)	Cable Loss (dB)	AMP factor (dB)	Reading (dBuV)	Emission Level (dBuV/m)	Limits (dBuV/m)	Margin (dB)	Remark
1	2454.92	27.93	0.88	35.02	100.71	94.50	74.00	-20.50	Peak
2	2483.50	27.98	0.89	35.01	58.84	52.70	74.00	21.30	Peak
3	2484.14	27.98	0.89	35.01	59.18	53.04	74.00	20.96	Peak
4	2500.00	28.03	0.89	35.00	41.94	35.86	74.00	38.14	Peak

Remarks: 1. Emission Level= Antenna Factor + Cable Loss + Reading -Amp Factor
2. The emission levels that are 20dB below the official limit are not reported.

Data: 22 File: F:\2019 Report\P\Planet\A1Z1906090-WIFI2.4G.EM6 (80)

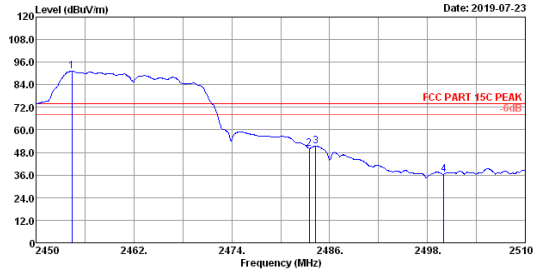

Site no. : 3m Chamber Data no. : 22
Dis. / Ant. : 3m 2018 3115-4580 Ant. pol. : VERTICAL
Limit : FCC PART 15C PEAK Pre :
Env. / Ins. : 23.4*C/52.9% Engineer : Garry
Power rating : AC120V/60Hz
Test Mode : 802.11nHT20 2462MHz Tx Mode

No.	Freq. (MHz)	Ant. Factor (dB/m)	Cable Loss (dB)	AMP factor (dB)	Reading (dBuV)	Emission Level (dBuV/m)	Limits (dBuV/m)	Margin (dB)	Remark
1	2454.38	27.93	0.88	35.02	97.35	91.14	74.00	-17.14	Peak
2	2483.50	27.98	0.89	35.01	56.22	50.08	74.00	23.92	Peak
3	2484.32	27.98	0.89	35.01	57.51	51.37	74.00	22.63	Peak
4	2500.00	28.03	0.89	35.00	42.59	36.51	74.00	37.49	Peak

Remarks: 1. Emission Level= Antenna Factor + Cable Loss + Reading -Amp Factor
2. The emission levels that are 20dB below the official limit are not reported.

Data: 23 File: F:\2019 Report\P\Planet\A1Z1906090-WIFI2.4G.EM6 (80)

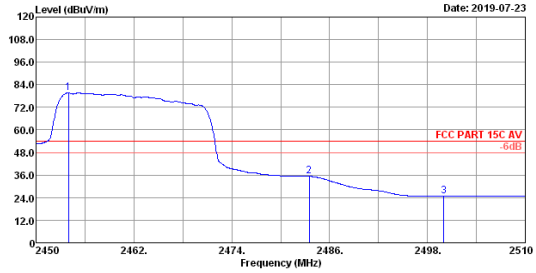

Site no. : 3m Chamber Data no. : 23
Dis. / Ant. : 3m 2018 3115-4580 Ant. pol. : VERTICAL
Limit : FCC PART 15C AV Pre :
Env. / Ins. : 23.4*C/52.9% Engineer : Garry
Power rating : AC120V/60Hz
Test Mode : 802.11nHT20 2462MHz Tx Mode

No.	Freq. (MHz)	Ant. Factor (dB/m)	Cable Loss (dB)	AMP factor (dB)	Reading (dBuV)	Emission Level (dBuV/m)	Limits (dBuV/m)	Margin (dB)	Remark
1	2453.96	27.93	0.88	35.02	85.84	79.63	54.00	-25.63	Average
2	2483.50	27.98	0.89	35.01	41.48	35.34	54.00	18.66	Average
3	2500.00	28.03	0.89	35.00	30.80	24.72	54.00	29.28	Average

Remarks: 1. Emission Level= Antenna Factor + Cable Loss + Reading -Amp Factor
2. The emission levels that are 20dB below the official limit are not reported.

Data: 24 File: F:\2019 Report\P\Planet\A1Z1906090-WIFI2.4G.EM6 (80)

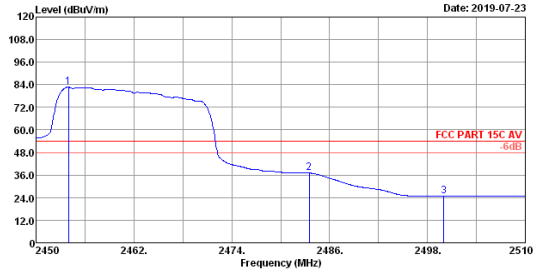

Site no. : 3m Chamber Data no. : 24
Dis. / Ant. : 3m 2018 3115-4580 Ant. pol. : HORIZONTAL
Limit : FCC PART 15C AV Pre :
Env. / Ins. : 23.4*C/52.9% Engineer : Garry
Power rating : AC120V/60Hz
Test Mode : 802.11nHT20 2462MHz Tx Mode

No.	Freq. (MHz)	Ant. Factor (dB/m)	Cable Loss (dB)	AMP factor (dB)	Reading (dBuV)	Emission Level (dBuV/m)	Limits (dBuV/m)	Margin (dB)	Remark
1	2453.96	27.93	0.88	35.02	88.89	82.68	54.00	-28.68	Peak
2	2483.50	27.98	0.89	35.01	43.16	37.02	54.00	16.98	Peak
3	2500.00	28.03	0.89	35.00	30.81	24.73	54.00	29.27	Peak

Remarks: 1. Emission Level= Antenna Factor + Cable Loss + Reading -Amp Factor
2. The emission levels that are 20dB below the official limit are not reported.

Data: 25 File: F:\2019 Report\P\Planet\A1Z1906090-WIFI2.4G.EM6 (80)

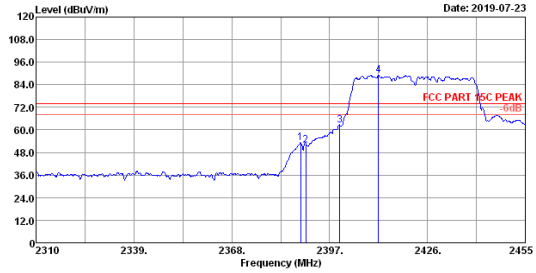

Site no. : 3m Chamber Data no. : 25
Dis. / Ant. : 3m 2018 3115-4580 Ant. pol. : VERTICAL
Limit : FCC PART 15C PEAK Pre :
Env. / Ins. : 23.4*C/52.9% Engineer : Garry
Power rating : AC120V/60Hz
Test Mode : 802.11nHT40 2422MHz Tx Mode

No.	Freq. (MHz)	Ant. Factor (dB/m)	Cable Loss (dB)	AMP factor (dB)	Reading (dBuV)	Emission Level (dBuV/m)	Limits (dBuV/m)	Margin (dB)	Remark
1	2388.45	27.71	0.87	35.04	59.60	53.14	74.00	20.86	Peak
2	2390.00	27.71	0.87	35.04	58.48	52.02	74.00	21.98	Peak
3	2400.00	27.71	0.87	35.04	69.09	62.63	74.00	11.37	Peak
4	2411.50	27.77	0.87	35.04	95.47	89.07	74.00	-15.07	Peak

Remarks: 1. Emission Level= Antenna Factor + Cable Loss + Reading -Amp Factor
2. The emission levels that are 20dB below the official limit are not reported.

Data: 26 File: F:\2019 Report\P\Planet\A1Z1906090-WIFI2.4G.EM6 (80)

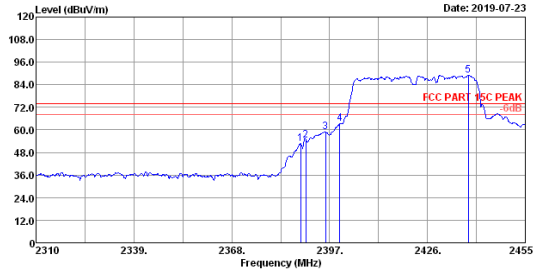

Site no. : 3m Chamber Data no. : 26
Dis. / Ant. : 3m 2018 3115-4580 Ant. pol. : HORIZONTAL
Limit : FCC PART 15C PEAK Pre :
Env. / Ins. : 23.4*C/52.9% Engineer : Garry
Power rating : AC120V/60Hz
Test Mode : 802.11nHT40 2422MHz Tx Mode

No.	Freq. (MHz)	Ant. Factor (dB/m)	Cable Loss (dB)	AMP factor (dB)	Reading (dBuV)	Emission Level (dBuV/m)	Limits (dBuV/m)	Margin (dB)	Remark
1	2388.45	27.71	0.87	35.04	59.22	52.76	74.00	21.24	Peak
2	2390.00	27.71	0.87	35.04	60.80	54.34	74.00	19.66	Peak
3	2395.84	27.71	0.87	35.04	65.35	58.89	74.00	15.11	Peak
4	2400.00	27.71	0.87	35.04	69.63	63.17	74.00	10.83	Peak
5	2438.18	27.87	0.88	35.02	95.43	89.16	74.00	-15.16	Peak

Remarks: 1. Emission Level= Antenna Factor + Cable Loss + Reading -Amp Factor
2. The emission levels that are 20dB below the official limit are not reported.

Data: 27 File: F:\2019 Report\P\Planet\A1Z1906090-WIFI2.4G.EM6 (80)

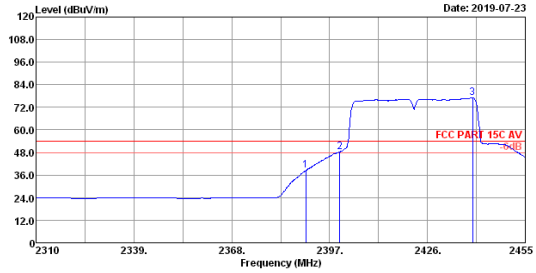

Site no. : 3m Chamber Data no. : 27
Dis. / Ant. : 3m 2018 3115-4580 Ant. pol. : HORIZONTAL
Limit : FCC PART 15C AV Pre :
Env. / Ins. : 23.4*C/52.9% Engineer : Garry
Power rating : AC120V/60Hz
Test Mode : 802.11nHT40 2422MHz Tx Mode

No.	Freq. (MHz)	Ant. Factor (dB/m)	Cable Loss (dB)	AMP factor (dB)	Reading (dBuV)	Emission Level (dBuV/m)	Limits (dBuV/m)	Margin (dB)	Remark
1	2390.00	27.71	0.87	35.04	44.97	38.51	54.00	15.49	Average
2	2400.00	27.71	0.87	35.04	54.83	48.37	54.00	5.63	Average
3	2439.34	27.87	0.88	35.02	83.47	77.20	54.00	-23.20	Average

Remarks: 1. Emission Level= Antenna Factor + Cable Loss + Reading -Amp Factor
2. The emission levels that are 20dB below the official limit are not reported.

Data: 28 File: F:\2019 Report\P\Planet\A1Z1906090-WIFI2.4G.EM6 (80)

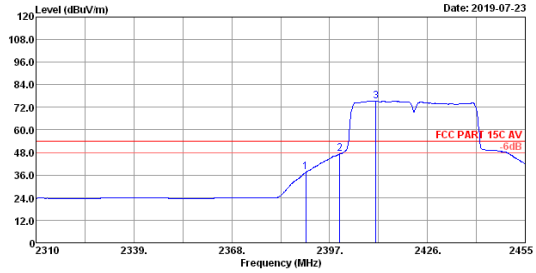

Site no. : 3m Chamber Data no. : 28
Dis. / Ant. : 3m 2018 3115-4580 Ant. pol. : VERTICAL
Limit : FCC PART 15C AV Pre :
Env. / Ins. : 23.4*C/52.9% Engineer : Garry
Power rating : AC120V/60Hz
Test Mode : 802.11nHT40 2422MHz Tx Mode

No.	Freq. (MHz)	Ant. Factor (dB/m)	Cable Loss (dB)	AMP factor (dB)	Reading (dBuV)	Emission Level (dBuV/m)	Limits (dBuV/m)	Margin (dB)	Remark
1	2390.00	27.71	0.87	35.04	43.95	37.49	54.00	16.51	Peak
2	2400.00	27.71	0.87	35.04	53.62	47.16	54.00	6.84	Peak
3	2410.78	27.77	0.87	35.04	81.72	75.32	54.00	-21.32	Peak

Remarks: 1. Emission Level= Antenna Factor + Cable Loss + Reading -Amp Factor
2. The emission levels that are 20dB below the official limit are not reported.

Data: 29 File: F:\2019 Report\P\Planet\A1Z1906090-WIFI2.4G.EM6 (80)

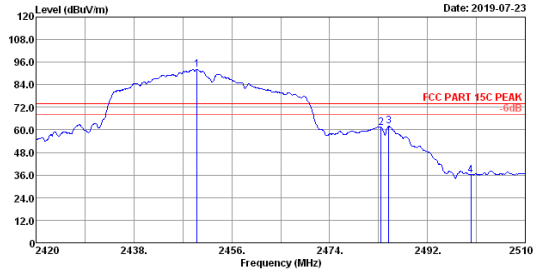

Site no. : 3m Chamber Data no. : 29
Dis. / Ant. : 3m 2018 3115-4580 Ant. pol. : VERTICAL
Limit : FCC PART 15C PEAK Pre :
Env. / Ins. : 23.4*C/52.9% Engineer : Garry
Power rating : AC120V/60Hz
Test Mode : 802.11nHT40 2452MHz Tx Mode

No.	Freq. (MHz)	Ant. Factor (dB/m)	Cable Loss (dB)	AMP factor (dB)	Reading (dBuV)	Emission Level (dBuV/m)	Limits (dBuV/m)	Margin (dB)	Remark
1	2449.61	27.87	0.88	35.02	98.36	92.09	74.00	-18.09	Peak
2	2483.50	27.98	0.89	35.01	67.28	61.14	74.00	12.86	Peak
3	2484.89	27.98	0.89	35.01	68.20	62.06	74.00	11.94	Peak
4	2500.00	28.03	0.89	35.00	42.17	36.09	74.00	37.91	Peak

Remarks: 1. Emission Level= Antenna Factor + Cable Loss + Reading -Amp Factor
2. The emission levels that are 20dB below the official limit are not reported.

Data: 30 File: F:\2019 Report\P\Planet\A1Z1906090-WIFI2.4G.EM6 (80)

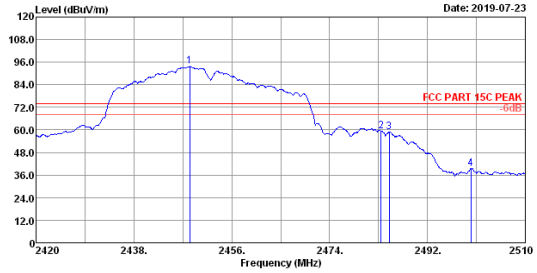

Site no. : 3m Chamber Data no. : 30
Dis. / Ant. : 3m 2018 3115-4580 Ant. pol. : HORIZONTAL
Limit : FCC PART 15C PEAK Pre :
Env. / Ins. : 23.4*C/52.9% Engineer : Garry
Power rating : AC120V/60Hz
Test Mode : 802.11nHT40 2452MHz Tx Mode

No.	Freq. (MHz)	Ant. Factor (dB/m)	Cable Loss (dB)	AMP factor (dB)	Reading (dBuV)	Emission Level (dBuV/m)	Limits (dBuV/m)	Margin (dB)	Remark
1	2448.26	27.87	0.88	35.02	99.95	93.68	74.00	-19.68	Peak
2	2483.50	27.98	0.89	35.01	65.26	59.12	74.00	14.88	Peak
3	2484.98	27.98	0.89	35.01	64.99	58.85	74.00	15.15	Peak
4	2500.00	28.03	0.89	35.00	45.44	39.36	74.00	34.64	Peak

Remarks: 1. Emission Level= Antenna Factor + Cable Loss + Reading -Amp Factor
2. The emission levels that are 20dB below the official limit are not reported.

Data: 31 File: F:\2019 Report\P\Planet\A1Z1906090-WIFI2.4G.EM6 (80)

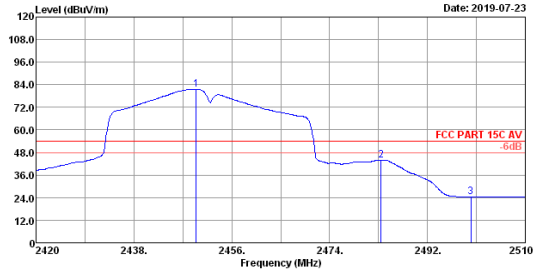

Site no. : 3m Chamber Data no. : 31
Dis. / Ant. : 3m 2018 3115-4580 Ant. pol. : HORIZONTAL
Limit : FCC PART 15C AV Pre :
Env. / Ins. : 23.4*C/52.9% Engineer : Garry
Power rating : AC120V/60Hz
Test Mode : 802.11nHT40 2452MHz Tx Mode

No.	Freq. (MHz)	Ant. Factor (dB/m)	Cable Loss (dB)	AMP factor (dB)	Reading (dBuV)	Emission Level (dBuV/m)	Limits (dBuV/m)	Margin (dB)	Remark
1	2449.43	27.87	0.88	35.02	87.80	81.53	54.00	-27.53	Average
2	2483.50	27.98	0.89	35.01	50.07	43.93	54.00	10.07	Average
3	2500.00	28.03	0.89	35.00	30.46	24.38	54.00	29.62	Average

Remarks: 1. Emission Level= Antenna Factor + Cable Loss + Reading -Amp Factor
2. The emission levels that are 20dB below the official limit are not reported.

Data: 32 File: F:\2019 Report\P\Planet\A1Z1906090-WIFI2.4G.EM6 (80)

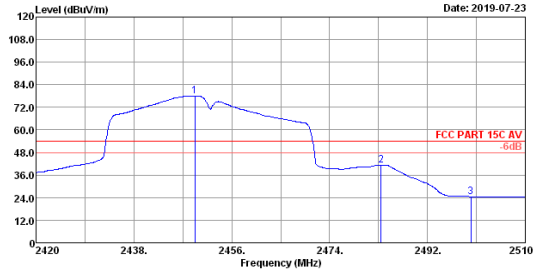

Site no. : 3m Chamber Data no. : 32
Dis. / Ant. : 3m 2018 3115-4580 Ant. pol. : VERTICAL
Limit : FCC PART 15C AV Pre :
Env. / Ins. : 23.4*C/52.9% Engineer : Garry
Power rating : AC120V/60Hz
Test Mode : 802.11nHT40 2452MHz Tx Mode

No.	Freq. (MHz)	Ant. Factor (dB/m)	Cable Loss (dB)	AMP factor (dB)	Reading (dBuV)	Emission Level (dBuV/m)	Limits (dBuV/m)	Margin (dB)	Remark
1	2449.25	27.87	0.88	35.02	84.41	78.14	54.00	-24.14	Average
2	2483.50	27.98	0.89	35.01	47.47	41.33	54.00	12.67	Average
3	2500.00	28.03	0.89	35.00	30.64	24.56	54.00	29.44	Average

Remarks: 1. Emission Level= Antenna Factor + Cable Loss + Reading -Amp Factor
2. The emission levels that are 20dB below the official limit are not reported.