FCC PART 15E TEST REPORT FOR CERTIFICATION
On Behalf of

Planet Computers Limited

Gemini

Gemini WiFi

FCC ID: 2AO7Q-X600W1

Prepared for : Planet Computers Limited
Suite #9, 56 Sloane Square, London, SW1W 8AX, United Kingdom

Prepared By : Audix Technology (Shenzhen) Co., Ltd.
No. 6, Kefeng Road, Science & Technology Park,
Nanshan District , Shenzhen, Guangdong, China

Tel: (0755) 26639496

Report Number : ACS-F18062
Date of Test : Jan.18~31, 2018
Date of Report : Apr.12, 2018

TABLE OF CONTENTS

Description Page

1. SUMMARY OF STANDARDS AND RESULTS 1-1
1.1. Description of Standards and Results 1-1
2. GENERAL INFORMATION 2-1
2.1. Description of Device (EUT) 2-1
2.2. Test Information 2-2
2.3. Tested Supporting System Details 2-2
2.4. Block diagram of connection between the EUT and simulators 2-2
2.5. Test Facility 2-3
2.6. Measurement Uncertainty (95% confidence levels, k=2) 2-3
3. POWER LINE CONDUCTED EMISSION TEST 3-1
3.1. Test Equipments 3-1
3.2. Block Diagram of Test Setup 3-1
3.3. Power Line Conducted Emission Test Limits 3-1
3.4. Configuration of EUT on Test 3-2
3.5. Operating Condition of EUT 3-2
3.6. Test Procedure 3-2
3.7. Power Line Conducted Emission Test Results 3-2
4. RADIATED EMISSION TEST 4-1
4.1. Test Equipment 4-1
4.2. Block Diagram of Test Setup 4-2
4.3. Radiated Emission Limit 4-3
4.4. EUT Configuration on Test 4-3
4.5. Operating Condition of EUT 4-4
4.6. Test Procedure 4-4
4.7. Radiated Emission Test Results 4-5
5. BAND EDGE COMPLIANCE TEST 5-1
5.1. Test Equipment 5-1
5.2. Limit 5-1
5.3. Test Procedure 5-1
5.4. Test Results 5-1
6. 6dB &26dB Bandwidth Test 6-1
6.1. Test Equipment 6-1
6.2. Limit 6-1
6.3. Test Procedure 6-1
6.4. Test Results 6-1
7. OUTPUT POWER TEST 7-1
7.1. Test Equipment 7-1
7.2. Limit 7-1
7.3. Test Procedure 7-1
7.4. Test Results 7-2
8. SPECTRAL DENSITY TEST 8-1
8.1. Test Equipment 8-1
8.2. Limit 8-1
8.3. Test Procedure 8-1
8.4. Test Results 8-2
9. FREQUENCY STABILITY MEASUREMENT 9-1
9.1. Test Equipment 9-1
9.2. Limit 9-1
9.3. Test Procedure 9-1

9.4. Test Result 9-1
10. ANTENNA REQUIREMENT 10-1
10.1. Standard Applicable 10-1
10.2. Antenna Connected Construction 10-1
11. DEVIATION TO TEST SPECIFICATIONS 11-1
12. PHOTOGRAPH OF TEST 12-1
12.1. Photos of Power Line Conducted Emission Test 12-1
12.2. Photos of Radiated Emission Test 12-2
13. PHOTOS OF EUT 13-1

TEST REPORT CERTIFICATION

Applicant	:	Planet Computers Limited
Manufacturer	:	Planet Computers Limited
Product	:	Gemini
FCC ID	:	2AO7Q-X600W1

(A) Model No. : Gemini WiFi
(B) Serial No. : N/A
(C) Test Voltage : DC 5V From Adapter Input AC 120V/60Hz

Tested for comply with:
FCC CFR47 Part 15 Subpart E

Test procedure used:
ANSI C63.10: 2013
KDB 789033 D02v02r01

The device described above is tested by AUDIX TECHNOLOGY (SHENZHEN) CO., LTD. to confirm comply with all the FCC Part 15 Subpart E requirements. The test results are contained in this test report and AUDIX TECHNOLOGY (SHENZHEN) CO., LTD. is assumed full responsibility for the accuracy and completeness of these tests. Also, this report shows that the Equipment Under Test (EUT) is to be technically compliant with the FCC and IC requirements. This report contains data that are not covered by the NVLAP accreditation.

This Report is made under FCC Part 2.1075. No modifications were required during testing to bring this product into compliance.

This report applies to above tested sample only. This report shall not be reproduced in part without written approval of AUDIX TECHNOLOGY (SHENZHEN) CO., LTD.

The report must not be used by the client to claim product certification, approval, or endorsement by NVLAP, NIST, or any agency of the federal government.

Date of Test : Jan.18~31, 2018 Report of date: Apr.12, 2018

Prepared by : Monica Liu
Monica Liu / Assistant

Reviewed by : Sunny Lu
Sunny Lu / Deputy Manager

AUDIX® 信華科技（深圳）有限公司
Audix Technology (Shenzhen) Co., Ltd.
EMC 部門報告專用章
Stamp only for EMC Dept. Report
Signature: David Jin

Approved & Authorized Signer :
David Jin / Manager

1. SUMMARY OF STANDARDS AND RESULTS

1.1.Description of Standards and Results

The EUT have been tested according to the applicable standards as referenced below.

EMISSION		
Description of Test Item	**Standard**	**Results**
Power Line Conducted Emission	FCC Part 15: 15.207	PASS
Radiated Emission	FCC Part 15: 15.209	PASS
Band Edge Compliance	FCC Part 15: 15.407	PASS
6dB&26Bandwidth Test	FCC Part 15: 15.407(a)	PASS
Output Power Test	FCC Part 15: 15.407(a)	PASS
Power Spectral Density Test	FCC Part 15: 15.407(a)	PASS
Frequency Stability	FCC Part 15: 15.407(g)	PASS
Antenna requirement	FCC Part 15: 15.203	PASS
N/A is an abbreviation for Not Applicable.		

2. GENERAL INFORMATION

2.1.Description of Device (EUT)

Product	:	Gemini
Model No.	:	Gemini WiFi
FCC ID	:	2AO7Q-X600W1
Radio	:	IEEE802.11 a/b/g/n/ac; Bluetooth V3.0+EDR; Bluetooth V4.0
Operation Frequency	:	IEEE 802.11a: 5180MHz—5240MHz; 5745MHz—5825MHz IEEE 802.11ac VHT20: 5180MHz—5240MHz; 5745MHz—5825MHz IEEE 802.11ac VHT40: 5190MHz—5230MHz; 5755MHz—5795MHz IEEE 802.11ac VHT80: 5210MHz; 5775MHz IEEE 802.11b: 2412MHz—2462MHz IEEE 802.11g: 2412MHz—2462MHz IEEE802.11n HT20: 2412MHz—2462MHz; 5180MHz—5240MHz; 5745MHz—5825MHz IEEE802.11n HT40: 2422MHz—2452MHz; 5190MHz—5230MHz; 5755MHz—5795MHz Bluetooth : 2402-2480MHz
Modulation Technology		IEEE 802.11b: DSSS(CCK,DQPSK,DBPSK) IEEE 802.11a/g: OFDM(64QAM, 16QAM, QPSK, BPSK) IEEE 802.11ac VHT20, VHT40, VHT80: OFDM(16QAM, 64QAM, 256QAM, QPSK, BPSK) IEEE 802.11n HT20, HT40: OFDM (64QAM, 16QAM,QPSK,BPSK) Bluetooth V3.0+EDR: GFSK, π/4DQPSK,8-DPSK Bluetooth V4.0:GFSK
Antenna Assembly Gain	:	Antenna Type: PIFA Bluetooth: 2.0dBi WIFI 2.4GHz: 2.0dBi WIFI 5GHz: 0.42dBi
Applicant	:	Planet Computers Limited Suite #9, 56 Sloane Square, London, SW1W 8AX, United Kingdom
Manufacturer	:	Planet Computers Limited Suite #9, 56 Sloane Square, London, SW1W 8AX, United Kingdom
Factory	:	SHENZHEN YIXU ELECTRONICS CO., LTD. Building B, Area E, Yuwei, Qingxiang Rd, Longhua, Shenzhen
Power Adapter	:	Manufacturer: Planet, M/N: TPA-10120125UUA-MTK; Cable: Unshielded, Detachable, 1.0m
USB Cable	:	Shielded, Detachable, 0.8m
Date of Test	:	Jan.18~31, 2018
Date of Receipt	:	Dec.26, 2017
Sample Type	:	Prototype production

2.2.Test Information

A special test software was used to control EUT work in Continuous TX mode (The duty cycle of the test signal is 100%), and select test channel, wireless mode and data rate.

Tested mode, channel, and data rate information			
Mode	data rate (Mbps)(see Note)	Channel	Frequency (MHz)
IEEE 802.11a	6	Low :CH36	5180
	6	Middle: CH40	5200
	6	High: CH48	5240
	6	Low :CH149	5745
	6	Middle: CH157	5785
	6	High: CH165	5825
IEEE 802.11nHT20	MCS0	Low :CH36	5180
	MCS0	Middle: CH40	5200
	MCS0	High: CH48	5240
	MCS0	Low :CH149	5745
	MCS0	Middle: CH157	5785
	MCS0	High: CH165	5825
IEEE 802.11nHT40	MCS0	Low :CH38	5190
	MCS0	High: CH46	5230
	MCS0	Low :CH151	5755
	MCS0	High: CH159	5795
IEEE 802.11acVHT20	MCS0	Low :CH36	5180
	MCS0	Middle: CH40	5200
	MCS0	High: CH48	5240
	MCS0	Low :CH149	5745
	MCS0	Middle: CH157	5785
	MCS0	High: CH165	5825
IEEE 802.11acVHT40	MCS0	Low :CH38	5190
	MCS0	High: CH46	5230
	MCS0	Low :CH151	5755
	MCS0	High: CH159	5795
IEEE 802.11acVHT80	MCS0	CH42	5210
	MCS0	CH155	5775
Note: According exploratory test, EUT will have maximum output power in those data rate, so those data rate were used for all test.			

2.3.Tested Supporting System Details

[None]

2.4.Block diagram of connection between the EUT and simulators



(EUT: Gemini)

2.5. Test Facility

Site Description

Name of Firm	:	Audix Technology (Shenzhen) Co., Ltd. No. 6, Kefeng Road, Science & Technology Park, Nanshan District, Shenzhen, Guangdong, China
EMC Lab.	:	Certificated by Industry Canada Registration Number: IC 5183A-1 Valid Date: May.07, 2020
	:	Certificated by DAkkS, Germany Registration No: D-PL-12151-01-00 Valid Date: Dec.07, 2021
	:	Accredited by NVLAP, USA NVLAP Code: 200372-0 Valid Date: Mar.31, 2018
		Certificated by FCC, USA Designation Number: CN5022 Valid Date: Mar.31, 2018

2.6. Measurement Uncertainty (95% confidence levels, k=2)

Test Item	Uncertainty
Uncertainty for Conduction emission test in No. 1 Conduction	3.6dB (150KHz to 30MHz)
Uncertainty for Radiation Emission test in 3m chamber	2.8dB (30~200MHz, Polarization: H)
	2.8dB (30~200MHz, Polarization: V)
	3.0dB (200M~1GHz, Polarization: H)
	3.0dB (200M~1GHz, Polarization: V)
Uncertainty for Radiation Emission test in 3m chamber	5.6dB (1~6GHz, Distance: 3m)
	5.8dB (6~18GHz, Distance: 3m)
	5.8dB (Above 18GHz, Distance: 3m)
Uncertainty for Radiated Spurious Emission test in RF chamber	3.7dB(30MHz~1000MHz)
	3.3dB(1GHz~26.5GHz)
Uncertainty for Conduction Spurious emission test	2.0dB
Uncertainty for Output power test	0.8dB
Uncertainty for Bandwidth test	83 kHz
Uncertainty for DC power test	0.1 %
Uncertainty for test site temperature and humidity	0.6℃
	3%

3. POWER LINE CONDUCTED EMISSION TEST

3.1.Test Equipments

Item	Equipment	Manufacturer	Model No.	Serial No.	Last Cal.	Cal. Interval
1.	1# Shielding Room	AUDIX	N/A	N/A	Apr.17,17	1 Year
2.	Test Receiver	Rohde & Schwarz	ESCI	100842	Apr.22,17	1 Year
3.	L.I.S.N.	Rohde & Schwarz	ENV216	102160	Mar.06.17	1 Year
4.	L.I.S.N.#2	Kyoritsu	K NW-403D	8-1750-2	Apr.22,17	1 Year
5.	I.S.N.	TESEQ	S751	24559	Mar.06.17	1.year
6.	Terminator	Hubersuhner	50Ω	No.1	Apr.23,17	1 Year
7.	Terminator	Hubersuhner	50Ω	No.2	Apr.23,17	1 Year
8.	RF Cable	Fujikura	RG55/U	NO.2	Apr.22,17	1Year
9.	Coaxial Switch	Anritsu	MP59B	6201397223	Apr.22,17	1 Year
10.	Test Software	AUDIX	e3	6.100913a	N/A	N/A
Note: N/A means Not applicable.						

3.2.Block Diagram of Test Setup

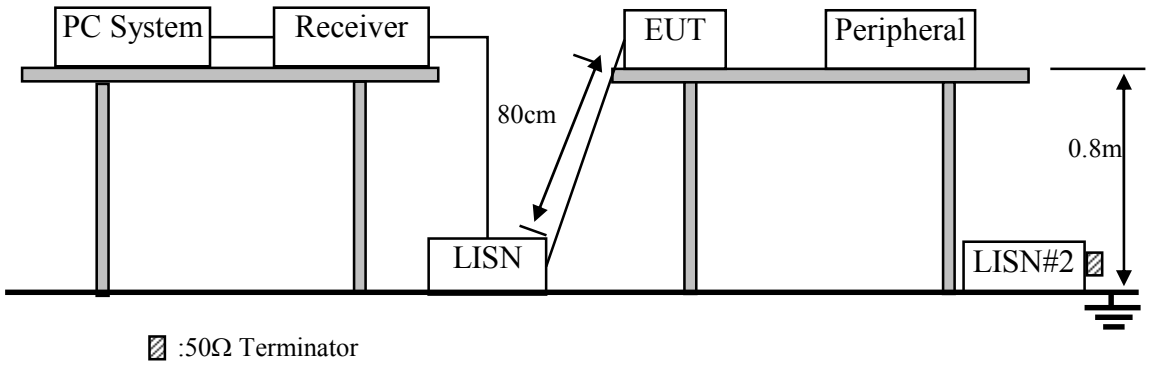

3.3.Power Line Conducted Emission Test Limits

Frequency	Maximum RF Line Voltage	
	Quasi-Peak Level dB(μV)	Average Level dB(μV)
150kHz ~ 500kHz	66 ~ 56*	56 ~ 46*
500kHz ~ 5MHz	56	46
5MHz ~ 30MHz	60	50

Notes: 1. * Decreasing linearly with logarithm of frequency.
2. The lower limit shall apply at the transition frequencies.

3.4. Configuration of EUT on Test

The following equipment are installed on Power Line Conducted Emission Test to meet the commission requirement and operating regulations in a manner which tends to maximize its emission characteristics in a normal application.

3.4.1. Gemini (EUT)

Model No. : Gemini WiFi
Serial No. : N/A

3.4.2. Support Equipment: As Tested Supporting System Details, in Section 2.2.

3.5. Operating Condition of EUT

3.5.1. Setup the EUT and simulator as shown as Section 3.2.

3.5.2. Turn on the power of all equipments.

3.5.3. PC run test software to control EUT work in Tx mode.

3.6. Test Procedure

The EUT was placed on a non-metallic table, 80cm above the ground plane. The EUT Power Via PC connected to the power mains through a line impedance stabilization network (L.I.S.N.). This provides a 50 ohm coupling impedance for the EUT (Please refer the block diagram of the test setup and photographs). The AC line are checked to find out the maximum conducted emission. In order to find the maximum emission levels, the relative positions of equipment and all of the interface cables shall be changed according to ANSI C63.10: 2013 on Conducted Emission Test.

The bandwidth of test receiver (R & S ESCI) is set at 9kHz.

The frequency range from 150kHz to 30MHz is checked.

3.7. Power Line Conducted Emission Test Results

PASS. (All emissions not reported below are too low against the prescribed limits.)

5180-5240MHz Band:

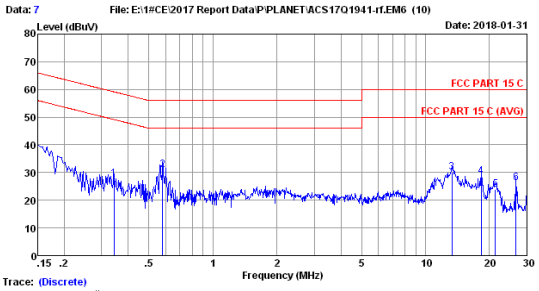

Site no :1# CE Data No :7
Dis./Lisn :2017 LISN ENV216-L LISN phase:
Limit :FCC PART 15 C
Env./Ins. :21.5*C/53% Engineer :Garry
EUT :Gemini M/N:Gemini WiFi
Power Rating :DC 5V From Adapter Input AC 120V/60Hz
Test Mode :WIFI 5G band1 TX

No	Freq (MHz)	LISN Factor (dB)	Cable Loss (dB)	Reading (dBuV)	Emission Level (dBuV)	Limits (dBuV)	Margin (dB)	Remark
1	0.343	9.22	0.03	18.40	27.65	59.13	31.48	QP
2	0.579	9.50	0.03	21.54	31.07	56.00	24.93	QP
3	13.337	9.58	0.12	20.54	30.24	60.00	29.76	QP
4	18.232	9.69	0.12	18.80	28.61	60.00	31.39	QP
5	21.260	9.75	0.13	14.07	23.95	60.00	36.05	QP
6	26.699	9.80	0.13	16.44	26.37	60.00	33.63	QP

Remarks: 1.Emission Level=LISN Factor+Cable Loss+Reading.
2.If the average limit is met when using a quasi-peak detector. the EUT shall be deemed to meet both limits and measurement with average detector is unnecessary.

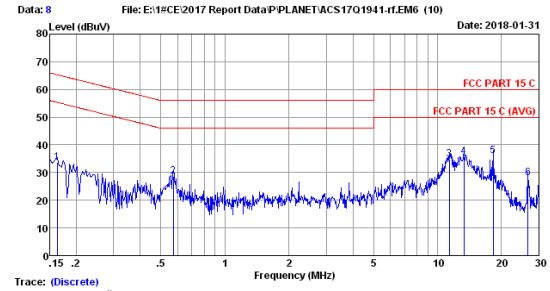

Site no :1# CE Data No :8
Dis./Lisn :2017 LISN ENV216-N LISN phase:
Limit :FCC PART 15 C
Env./Ins. :21.5*C/53% Engineer :Garry
EUT :Gemini M/N:Gemini WiFi
Power Rating :DC 5V From Adapter Input AC 120V/60Hz
Test Mode :WIFI 5G band1 TX

No	Freq (MHz)	LISN Factor (dB)	Cable Loss (dB)	Reading (dBuV)	Emission Level (dBuV)	Limits (dBuV)	Margin (dB)	Remark
1	0.162	9.48	0.02	24.03	33.53	65.34	31.81	QP
2	0.573	9.31	0.03	19.34	28.68	56.00	27.32	QP
3	11.377	9.47	0.11	25.32	34.90	60.00	25.10	QP
4	13.337	9.49	0.12	26.22	35.83	60.00	24.17	QP
5	18.232	9.61	0.12	26.38	36.11	60.00	23.89	QP
6	26.699	9.79	0.13	18.06	27.98	60.00	32.02	QP

Remarks: 1.Emission Level=LISN Factor+Cable Loss+Reading.
2.If the average limit is met when using a quasi-peak detector. the EUT shall be deemed to meet both limits and measurement with average detector is unnecessary.

5745-5825MHz Band:

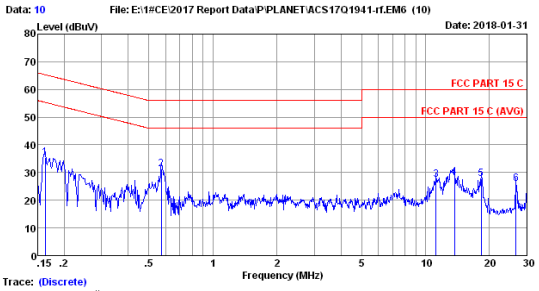

Site no :1# CE Data No :10
Dis./Lisn :2017 LISN ENV216-L LISN phase:
Limit :FCC PART 15 C
Env./Ins. :21.5*C/53% Engineer :Garry
EUT :Gemini M/N:Gemini WiFi
Power Rating :DC 5V From Adapter Input AC 120V/60Hz
Test Mode :WIFI 5G band4 TX

No	Freq (MHz)	LISN Factor (dB)	Cable Loss (dB)	Reading (dBuV)	Emission Level (dBuV)	Limits (dBuV)	Margin (dB)	Remark
1	0.162	9.52	0.02	25.85	35.39	65.34	29.95	QP
2	0.573	9.50	0.03	21.71	31.24	56.00	24.76	QP
3	11.198	9.57	0.11	17.72	27.40	60.00	32.60	QP
4	13.695	9.58	0.12	18.59	28.29	60.00	31.71	QP
5	18.232	9.69	0.12	17.91	27.72	60.00	32.28	QP
6	26.699	9.80	0.13	16.17	26.10	60.00	33.90	QP

Remarks: 1.Emission Level=LISN Factor+Cable Loss+Reading.
2.If the average limit is met when using a quasi-peak detector. the EUT shall be deemed to meet both limits and measurement with average detector is unnecessary.

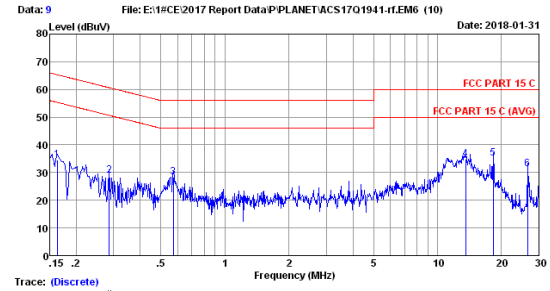

Site no :1# CE Data No :9
Dis./Lisn :2017 LISN ENV216-N LISN phase:
Limit :FCC PART 15 C
Env./Ins. :21.5*C/53% Engineer :Garry
EUT :Gemini M/N:Gemini WiFi
Power Rating :DC 5V From Adapter Input AC 120V/60Hz
Test Mode :WIFI 5G band4 TX

No	Freq (MHz)	LISN Factor (dB)	Cable Loss (dB)	Reading (dBuV)	Emission Level (dBuV)	Limits (dBuV)	Margin (dB)	Remark
1	0.162	9.48	0.02	24.98	34.48	65.34	30.86	QP
2	0.286	9.42	0.03	19.60	29.05	60.63	31.58	QP
3	0.573	9.31	0.03	19.02	28.36	56.00	27.64	QP
4	13.551	9.49	0.12	25.14	34.75	60.00	25.25	QP
5	18.232	9.61	0.12	25.48	35.21	60.00	24.79	QP
6	26.558	9.78	0.13	21.44	31.35	60.00	28.65	QP

Remarks: 1.Emission Level=LISN Factor+Cable Loss+Reading.
2.If the average limit is met when using a quasi-peak detector. the EUT shall be deemed to meet both limits and measurement with average detector is unnecessary.

4. RADIATED EMISSION TEST

4.1.Test Equipment

4.1.1. For frequency range 30 MHz ~1000MHz (In 3m Anechoic Chamber)

Item	Equipment	Manufacturer	Model No.	Serial No.	Last Cal.	Cal. Interval
1.	3#Chamber	AUDIX	N/A	N/A	Mar.28,17	1 Year
2.	Signal Analyzer	R&S	FSV30	103669	Oct.15,17	1 Year
3.	EMI Test Receiver	Rohde & Schwarz	ESR7	101547	Apr.22,17	1 Year
4.	Amplifier	HP	8447D	2648A04738	Apr.22,17	1 Year
5.	Trilog-Broadband Antenna	SCHWARZBECK	VULB 9168	493	Jun.27.17	1 Year
6.	Loop Antenna	Chase	HLA6120	1062	Oct.15,17	1 Year
7.	RF Cable	MIYAZAKI	CFD400NL-LW	No.3	Sep.02.17	1 Year
8.	Coaxial Switch	Anritsu	MP59B	6201397222	Apr.22,17	1 Year
9.	Test Software	AUDIX	e3	6.2009-5-21a(n)	N/A	N/A
Note: N/A means Not applicable.						

4.1.2. For frequency range 1GHz~40GHz (In 3m Anechoic Chamber)

Item	Equipment	Manufacturer	Model No.	Serial No.	Last Cal.	Cal. Interval
1.	Spectrum Analyzer	Agilent	E4446A	US44300459	Apr.22,17	1 Year
2.	Horn Antenna	ETC	MCTD 1209	DRH15F03006	May.15,17	1 Year
3.	Amplifier	Agilent	8449B	3008A02495	Apr.22,17	1 Year
4.	RF Cable	Hubersuhner	SUCOFLEX104	274094/4	Apr.22,17	1 Year
5.	Horn Antenna	EMCO	3116	0062643	Oct.10,17	1 Year
6.	Test Software	AUDIX	e3	6.2009-5-21a(n)	N/A	N/A
Note: N/A means Not applicable.						

4.2.Block Diagram of Test Setup

For frequency range 30MHz-1000MHz

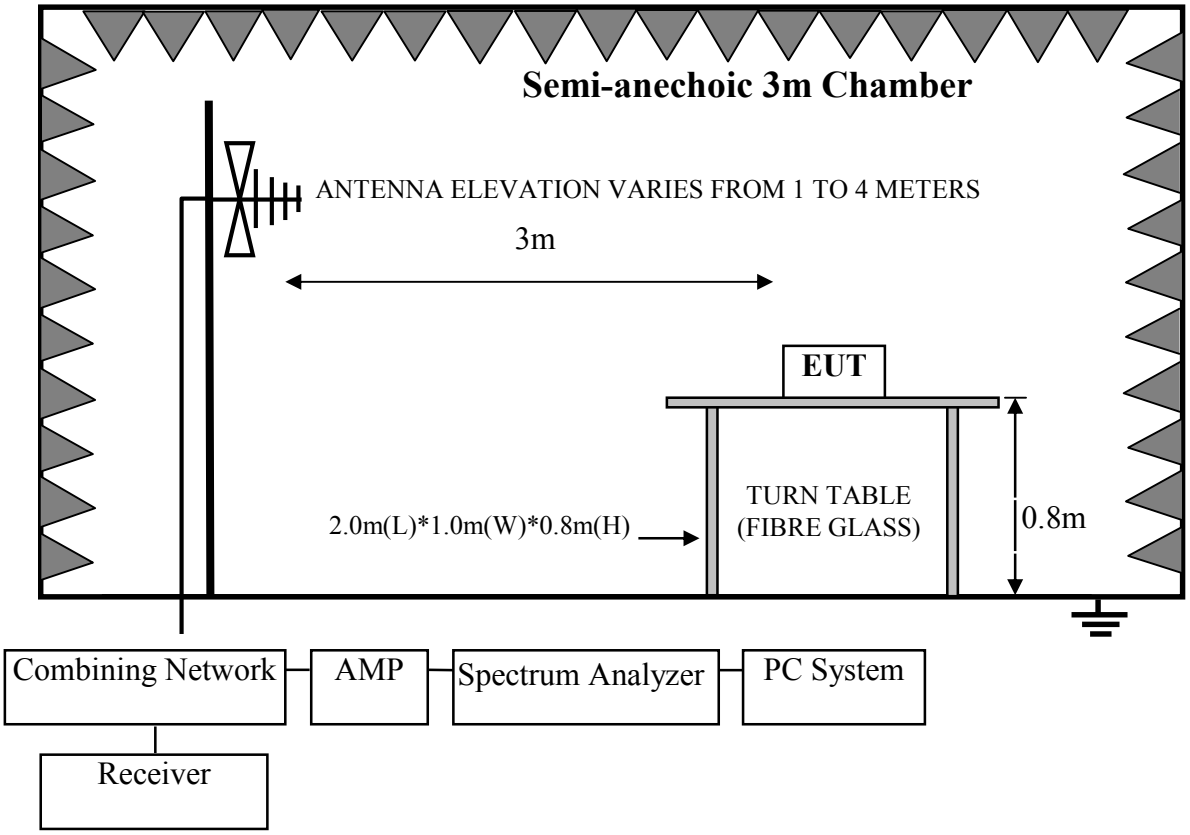

For frequency range 1GHz-40GHz

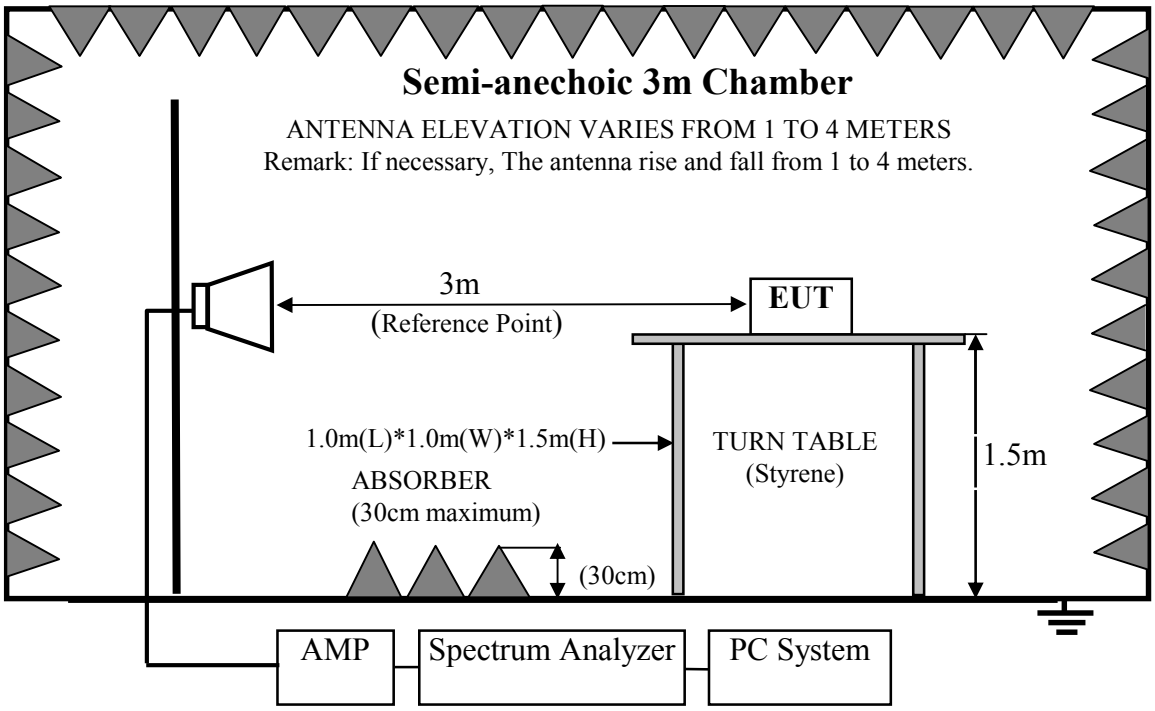

4.3.Radiated Emission Limit

For transmitters operating in the 5.15-5.25 GHz; 5.25-5.35GHz; 5.47-5.725GHz, 5.725-5.850GHz band: all emissions outside of those band shall not exceed an EIRP of -27 dBm/MHz. Unwanted emissions below 1 GHz and those emissions appearing within 15.205 restricted frequency bands must comply with the general field strength limits set forth in Section 15.209

4.3.1. 15.209 limits

FREQUENCY MHz	DISTANCE Meters	FIELD STRENGTHS LIMIT	
		μV/m	dB(μV)/m
30 ~ 88	3	100	40.0
88 ~ 216	3	150	43.5
216 ~ 960	3	200	46.0
960 ~ 1000	3	500	54.0
Above 1000	3	74.0 dB(μV)/m (Peak) 54.0 dB(μV)/m (Average)	

Remarks：(1) Emission level dBμV = 20 log Emission level μV/m
(2) The smaller limit shall apply at the cross point between two frequency bands.
(3) Distance is the distance in meters between the measuring instrument, antenna and the closest point of any part of the device or system.

4.3.2. 15.205 Restricted bands of operation

MHz	MHz	MHz	GHz
0.090 - 0.110	16.42 - 16.423	399.9 - 410	4.5 - 5.15
[1]0.495 - 0.505	16.69475 - 16.69525	608 - 614	5.35 - 5.46
2.1735 - 2.1905	16.80425 - 16.80475	960 - 1240	7.25 - 7.75
4.125 - 4.128	25.5 - 25.67	1300 - 1427	8.025 - 8.5
4.17725 - 4.17775	37.5 - 38.25	1435 - 1626.5	9.0 - 9.2
4.20725 - 4.20775	73 - 74.6	1645.5 - 1646.5	9.3 - 9.5
6.215 - 6.218	74.8 - 75.2	1660 - 1710	10.6 - 12.7
6.26775 - 6.26825	108 - 121.94	1718.8 - 1722.2	13.25 - 13.4
6.31175 - 6.31225	123 - 138	2200 - 2300	14.47 - 14.5
8.291 - 8.294	149.9 - 150.05	2310 - 2390	15.35 - 16.2
8.362 - 8.366	156.52475 - 156.52525	2483.5 - 2500	17.7 - 21.4
8.37625 - 8.38675	156.7 - 156.9	2690 - 2900	22.01 - 23.12
8.41425 - 8.41475	162.0125 - 167.17	3260 - 3267	23.6 - 24.0
12.29 - 12.293	167.72 - 173.2	3332 - 3339	31.2 - 31.8
12.51975 - 12.52025	240 - 285	3345.8 - 3358	36.43 - 36.5
12.57675 - 12.57725	322 - 335.4	3600 - 4400	([2])

4.4.EUT Configuration on Test

The following equipment are installed on Power Line Conducted Emission Test to meet the commission requirement and operating regulations in a manner which tends to maximize its emission characteristics in a normal application.

4.4.1. Gemini (EUT)

Model No. : Gemini WiFi
Serial No. : N/A

4.4.2. Support Equipment: As Tested Supporting System Details, in Section 2.2.

4.5.Operating Condition of EUT

4.5.1. Setup the EUT and simulator as shown as Section 4.2.

4.5.2. Turn on the power of all equipments.

4.5.3. Let EUT work in Tx mode.

4.6.Test Procedure

Frequency below 30MHz:
The EUT setup on the turn table which has 0.8 m height to the ground. The turn table rotated 360 degrees and antenna fixed to 1 m to find the maximum emission level. In order to find the maximum emission, all of the interface cables were manipulated according to ANSI C63.10-2013 regulation.

EUT and its simulators are placed on a turn table, which is 0.8 meter high above ground for frequency 30MHz~1000MHz, 1.5 meter high above ground for frequency above 1GHz and put the absorbing with 2.4m(L)*2.4m(W)*0.3m(H) on the ground . The turn table can rotate 360 degrees to determine the position of the maximum emission level. Power on the EUT and let it working in test mode, then test it.EUT is set 3 meters away from the receiving antenna, which is mounted on a antenna tower. The antenna can be moved up and down between 1 meter and 4 meters to find out the maximum emission level. Broadband antenna (calibrated bilog antenna) is used as receiving antenna for frequency 30MHz~1000MHz, and the Horm antenna is used as receiving antenna for frequency above 1GHz. Both horizontal and vertical polarization of the antenna is set on Test. In order to find the maximum emission levels, all of the interface cables must be manipulated according to ANSI C63.10-2013 on radiated emission Test.

For emissions below 1GHz and those emissions appearing within 15.205 restricted frequency bands use below procedure:

The bandwidth of the EMI test receiver (R&S ESR7) is set at 120kHz for frequency range from 30MHz to 1000 MHz.

The bandwidth of the Spectrum's VBW is set at 1MHz and RBW is set at 1MHz for peak emissions measurement above 1GHz and 1MHz RBW, 10Hz VBW for average emissions measure above 1GHz

For the emissions above 1GHz and not appearing within 15.205 restricted frequency bands use below procedure:
(1).The maximum emission at 3m distance was measured and recorded with receive antenna in both vertical and horizontal by rotating the turntable and by lowering the receive antenna.
(2).The EUT was then removed and replaced with a substitution antenna in the same position and the substitution antenna must have the same polarization with the receive antenna.
(3). A signal which have the same frequency obtained in step 2 was fed to the substitution, the receive antenna was raised and lowered to obtain a maximum reading at the test receiver, the level of the signal generator was adjusted until the measured field strength level in step 2 was obtained, recorded the level of the signal generator.
(4).Repeated step 4 with both antenna polarizations
(5).The spurious emissions is equal to the power supplied by the signal generator and corrections due to the gain of the substitution antenna and the cable loss between the signal generator and the substitution antenna. or use procedure (6).

(6). Per KDB789033 clause H 2)d).if the test distance is 3m,the EIRP(dBm)=E(dBuv/m)-95.2
Get the result of all unwanted emission outside the restricted band is less than the -27dBm/MHz.
We had checked frequency range that is 30MHz to 10th harmonic (40GHz) and no any emissions were found from 18GHz to 40GHz, so the radiated emission from 18GHz to 40GHz were not record.

4.7.Radiated Emission Test Results

PASS.
All the emissions from 30MHz to 1 GHz were comply with 15.209 limits.
All other emission comply with 15.407 (b)(1) requirements.
Note: The emissions (9kHz~30MHz) not reported for there is no emission be found.

Duty cycle

5180-5240MHz Band:

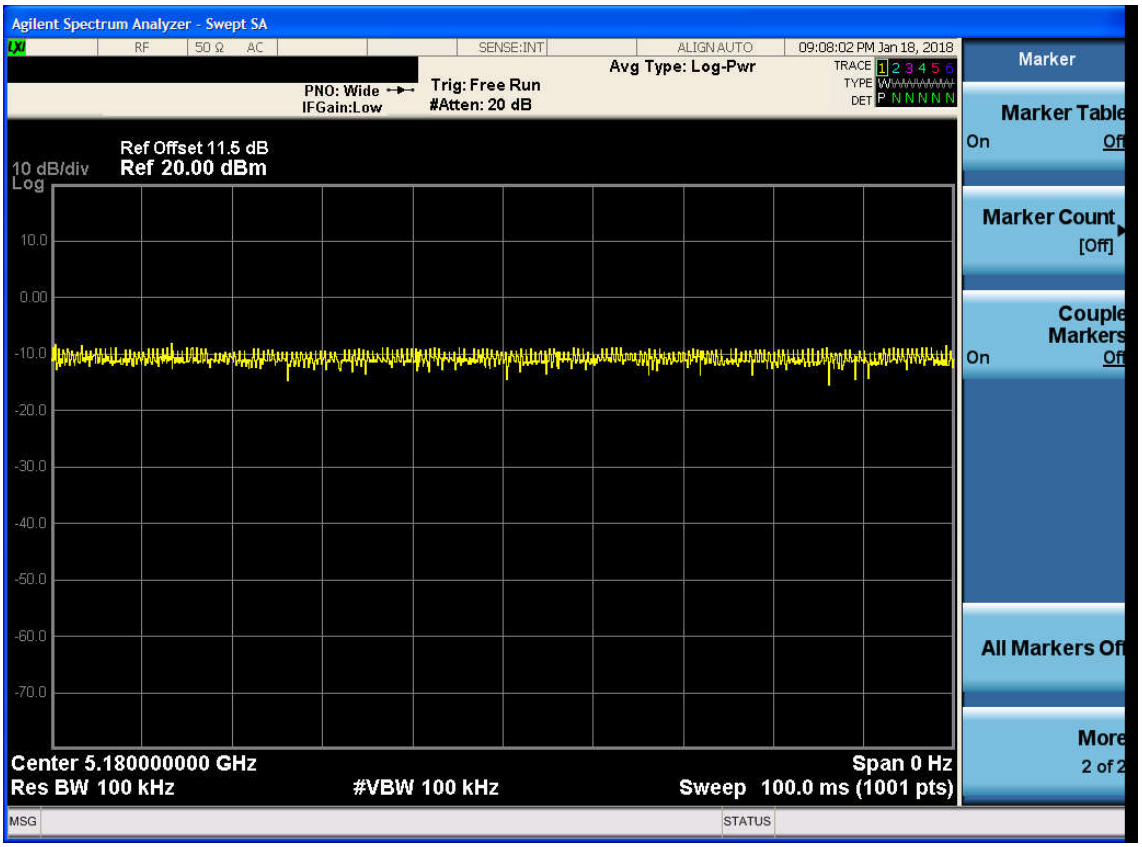

5745-5825MHz Band:

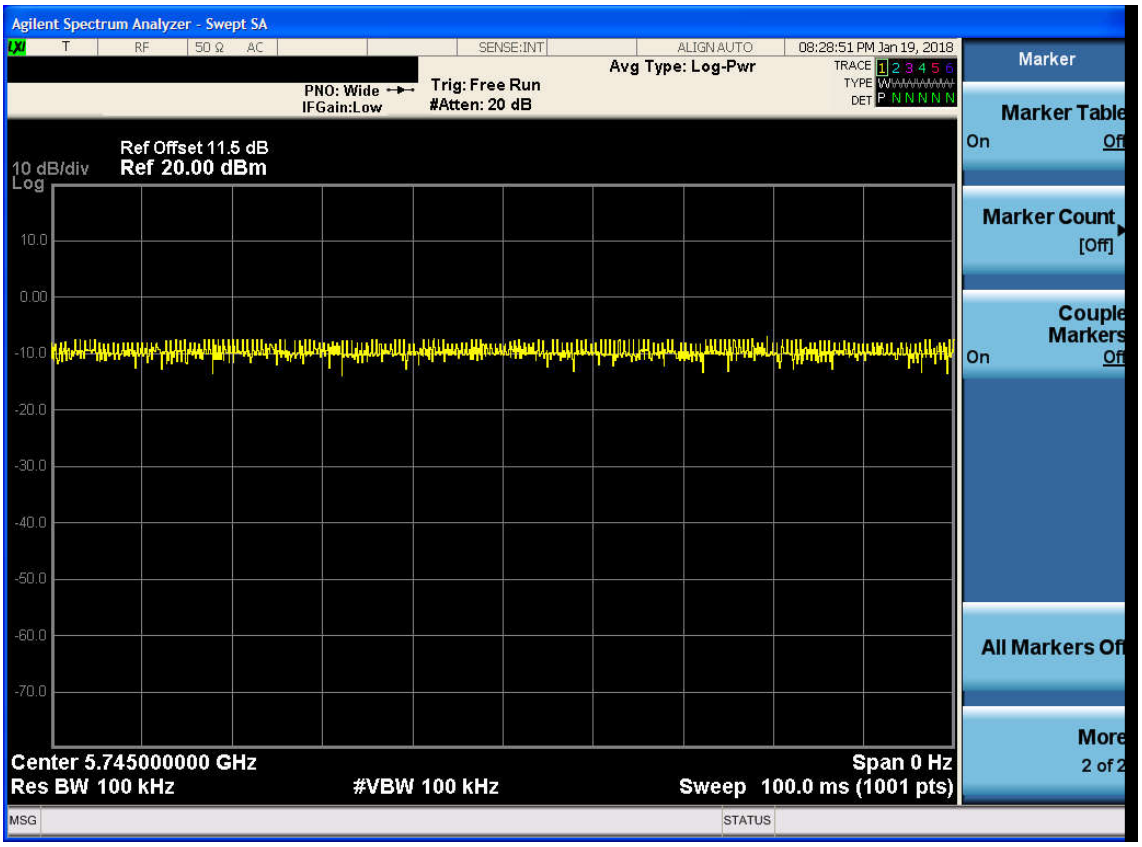

Note: The duty cycle of the test signal is 100%.

5180-5240MHz Band:
Frequency: 30MHz~1GHz

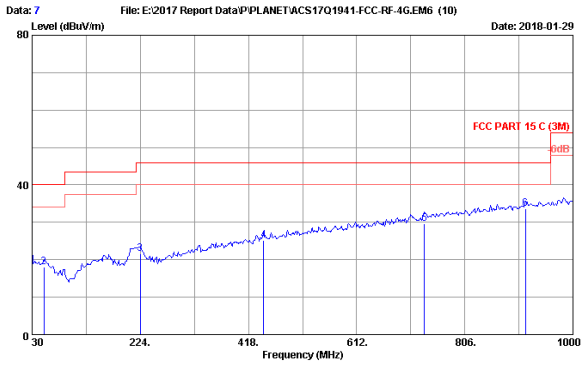

Site no. : 3m Chamber Data no. : 7
Dis. / Ant. : 3m 2017 9168-493 Ant. pol. : HORIZONTAL
Limit : FCC PART 15 C (3M)
Env. / Ins. : 23.7°C/52% Engineer : Kayle
EUT : Gemini M/N:Gemini WiFi
Power rating : DC5V From Adapter input AC 120V/60Hz
Test Mode : WIFI5G TX band1

No.	Freq. (MHz)	Ant. Factor (dB/m)	Cable Loss (dB)	Reading (dBuV)	Emission Level (dBuV/m)	Limits (dBuV/m)	Margin (dB)	Remark
1	30.000	19.40	0.63	0.08	20.11	40.00	19.89	QP
2	51.340	20.31	0.78	-3.01	18.08	40.00	21.92	QP
3	224.000	17.14	1.79	2.66	21.59	46.00	24.41	QP
4	445.160	23.06	3.02	-0.81	25.27	46.00	20.73	QP
5	733.250	27.60	4.26	-2.21	29.65	46.00	16.35	QP
6	914.640	29.63	5.15	-1.11	33.67	46.00	12.33	QP

Remarks: 1. Emission Level= Antenna Factor + Cable Loss + Reading.
2. The emission levels that are 20dB below the official limit are not reported.

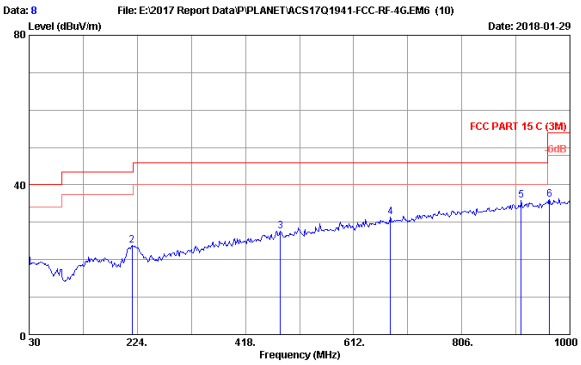

Site no. : 3m Chamber Data no. : 8
Dis. / Ant. : 3m 2017 9168-493 Ant. pol. : VERTICAL
Limit : FCC PART 15 C (3M)
Env. / Ins. : 23.7°C/52% Engineer : Kayle
EUT : Gemini M/N:Gemini WiFi
Power rating : DC5V From Adapter input AC 120V/60Hz
Test Mode : WIFI5G TX band1

No.	Freq. (MHz)	Ant. Factor (dB/m)	Cable Loss (dB)	Reading (dBuV)	Emission Level (dBuV/m)	Limits (dBuV/m)	Margin (dB)	Remark
1	30.000	19.40	0.63	1.64	21.67	40.00	18.33	QP
2	214.300	16.90	1.73	5.13	23.76	43.50	19.74	QP
3	481.050	23.73	3.13	0.87	27.73	46.00	18.27	QP
4	677.960	26.91	4.03	0.44	31.38	46.00	14.62	QP
5	912.700	29.61	5.14	1.07	35.82	46.00	10.18	QP
6	963.140	30.07	5.36	0.69	36.12	54.00	17.88	QP

Remarks: 1. Emission Level= Antenna Factor + Cable Loss + Reading.
2. The emission levels that are 20dB below the official limit are not reported.

Frequency: 1GHz~18GHz

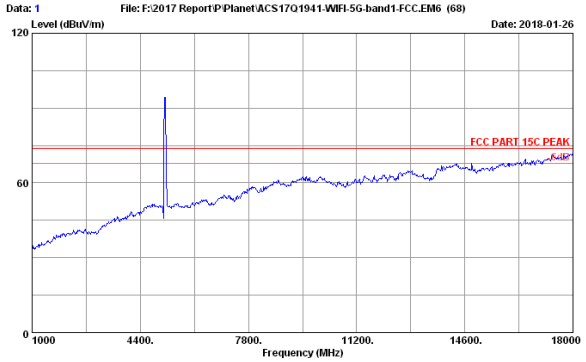

Site no. : 3m Chamber Data no. : 1
Dis. / Ant. : 3m 2017 ANT 3006 HF Ant. pol. : VERTICAL
Limit : FCC PART 15C PEAK
Env. / Ins. : 23.1°C/52.5% Engineer : Kayle
EUT : Gemini M/N:Gemini WiFi
Power rating : DC 5V From Adapter Input AC 120V/60Hz
Test Mode : IEEE802.11a 5180MHz Tx Mode

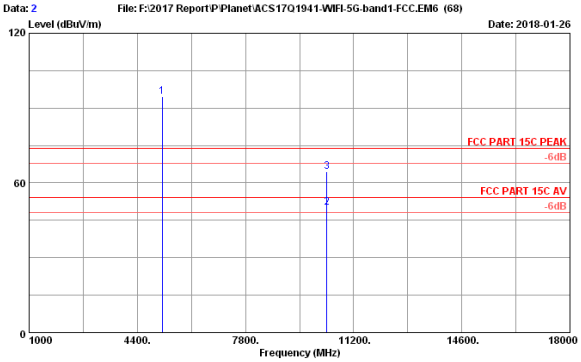

Site no. : 3m Chamber Data no. : 2
Dis. / Ant. : 3m 2017 ANT 3006 HF Ant. pol. : VERTICAL
Limit : FCC PART 15C PEAK
Env. / Ins. : 23.1°C/52.5% Engineer : Kayle
EUT : Gemini M/N:Gemini WiFi
Power rating : DC 5V From Adapter Input AC 120V/60Hz
Test Mode : IEEE802.11a 5180MHz Tx Mode

No.	Freq. (MHz)	Ant. Factor (dB/m)	Cable Loss (dB)	Reading (dBuV)	Amp factor (dB)	Emission Level (dBuV/m)	Limits (dBuV/m)	Margin (dB)	Remark
1	5180.00	33.47	15.18	79.97	33.91	94.71	74.00	-20.71	Peak
2	10360.00	38.29	20.23	27.24	35.58	50.18	54.00	3.82	Average
3	10360.00	38.29	20.23	41.55	35.58	64.49	74.00	9.51	Peak

Remarks: 1. Emission Level= Antenna Factor + Cable Loss + Reading -Amp factor.
2. The emission levels that are 20dB below the official limit are not reported.

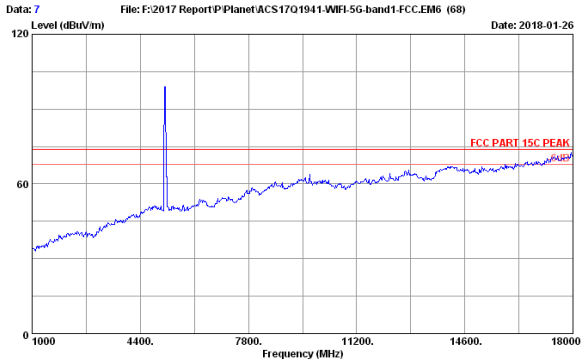

Site no. : 3m Chamber Data no. : 7
Dis. / Ant. : 3m 2017 ANT 3006 HF Ant. pol. : HORIZONTAL
Limit : FCC PART 15C PEAK
Env. / Ins. : 23.1°C/52.5% Engineer : Kayle
EUT : Gemini M/N:Gemini WiFi
Power rating : DC 5V From Adapter Input AC 120V/60Hz
Test Mode : IEEE802.11a 5180MHz Tx Mode

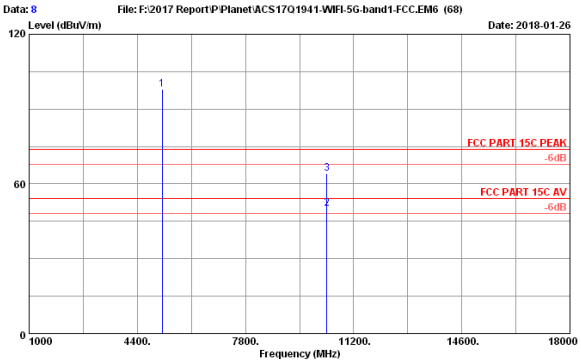

Site no. : 3m Chamber Data no. : 8
Dis. / Ant. : 3m 2017 ANT 3006 HF Ant. pol. : HORIZONTAL
Limit : FCC PART 15C PEAK
Env. / Ins. : 23.1°C/52.5% Engineer : Kayle
EUT : Gemini M/N:Gemini WiFi
Power rating : DC 5V From Adapter Input AC 120V/60Hz
Test Mode : IEEE802.11a 5180MHz Tx Mode

No.	Freq. (MHz)	Ant. Factor (dB/m)	Cable Loss (dB)	Reading (dBuV)	Amp factor (dB)	Emission Level (dBuV/m)	Limits (dBuV/m)	Margin (dB)	Remark
1	5180.00	33.47	15.18	83.25	33.91	97.99	74.00	-23.99	Peak
2	10360.00	38.29	20.23	27.33	35.58	50.27	54.00	3.73	Average
3	10360.00	38.29	20.23	41.23	35.58	64.17	74.00	9.83	Peak

Remarks: 1. Emission Level= Antenna Factor + Cable Loss + Reading -Amp factor.
2. The emission levels that are 20dB below the official limit are not reported.

Data: 9 File: F:\2017 Report\P\Planet\ACS17Q1941-WIFI-5G-band1-FCC.EM6 (68)

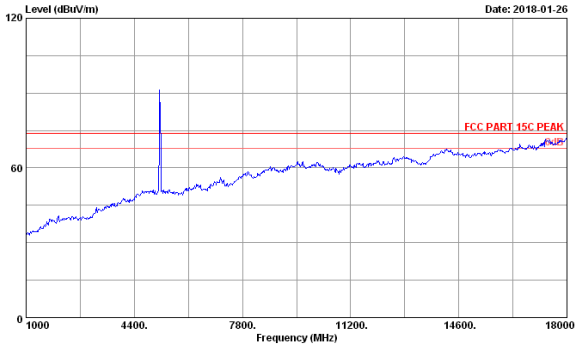

Site no. : 3m Chamber Data no. : 9
Dis. / Ant. : 3m 2017 ANT 3006 HF Ant. pol. : HORIZONTAL
Limit : FCC PART 15C PEAK
Env. / Ins. : 23.1°C/52.5% Engineer : Kayle
EUT : Gemini M/N:Gemini WiFi
Power rating : DC 5V From Adapter Input AC 120V/60Hz
Test Mode : IEEE802.11a 5200MHz Tx Mode

Data: 10 File: F:\2017 Report\P\Planet\ACS17Q1941-WIFI-5G-band1-FCC.EM6 (68)

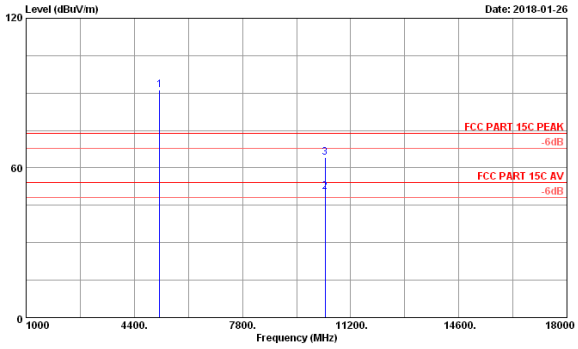

Site no. : 3m Chamber Data no. : 10
Dis. / Ant. : 3m 2017 ANT 3006 HF Ant. pol. : HORIZONTAL
Limit : FCC PART 15C PEAK
Env. / Ins. : 23.1°C/52.5% Engineer : Kayle
EUT : Gemini M/N:Gemini WiFi
Power rating : DC 5V From Adapter Input AC 120V/60Hz
Test Mode : IEEE802.11a 5200MHz Tx Mode

No.	Freq. (MHz)	Ant. Factor (dB/m)	Cable Loss (dB)	Reading (dBuV)	Amp factor (dB)	Emission Level (dBuV/m)	Limits (dBuV/m)	Margin (dB)	Remark
1	5200.00	33.44	15.22	76.55	33.95	91.26	74.00	-17.26	Peak
2	10400.00	38.34	20.22	27.87	35.80	50.63	54.00	3.37	Average
3	10400.00	38.34	20.22	41.37	35.80	64.13	74.00	9.87	Peak

Remarks: 1. Emission Level= Antenna Factor + Cable Loss + Reading -Amp factor.
2. The emission levels that are 20dB below the official limit are not reported.

Data: 11 File: F:\2017 Report\P\Planet\ACS17Q1941-WIFI-5G-band1-FCC.EM6 (68)

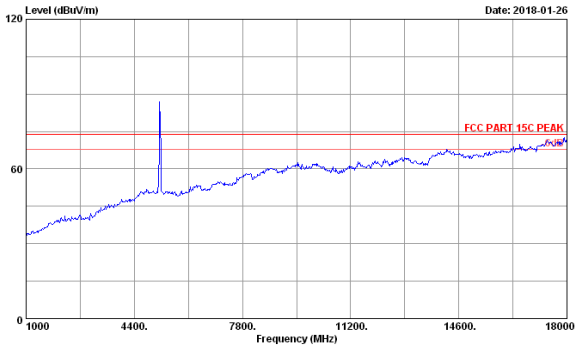

Site no. : 3m Chamber Data no. : 11
Dis. / Ant. : 3m 2017 ANT 3006 HF Ant. pol. : VERTICAL
Limit : FCC PART 15C PEAK
Env. / Ins. : 23.1°C/52.5% Engineer : Kayle
EUT : Gemini M/N:Gemini WiFi
Power rating : DC 5V From Adapter Input AC 120V/60Hz
Test Mode : IEEE802.11a 5200MHz Tx Mode

Data: 12 File: F:\2017 Report\P\Planet\ACS17Q1941-WIFI-5G-band1-FCC.EM6 (68)

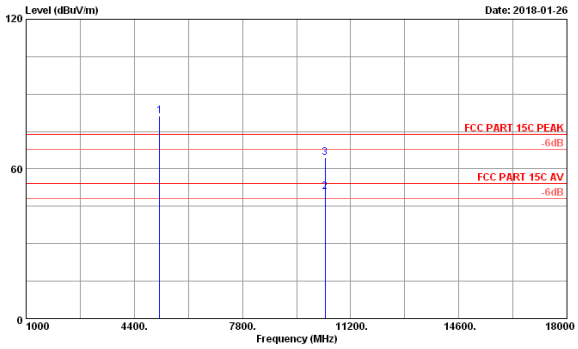

Site no. : 3m Chamber Data no. : 12
Dis. / Ant. : 3m 2017 ANT 3006 HF Ant. pol. : VERTICAL
Limit : FCC PART 15C PEAK
Env. / Ins. : 23.1°C/52.5% Engineer : Kayle
EUT : Gemini M/N:Gemini WiFi
Power rating : DC 5V From Adapter Input AC 120V/60Hz
Test Mode : IEEE802.11a 5200MHz Tx Mode

No.	Freq. (MHz)	Ant. Factor (dB/m)	Cable Loss (dB)	Reading (dBuV)	Amp factor (dB)	Emission Level (dBuV/m)	Limits (dBuV/m)	Margin (dB)	Remark
1	5200.00	33.44	15.22	66.57	33.95	81.28	74.00	-7.28	Peak
2	10400.00	38.34	20.22	27.94	35.80	50.70	54.00	3.30	Average
3	10400.00	38.34	20.22	41.65	35.80	64.41	74.00	9.59	Peak

Remarks: 1. Emission Level= Antenna Factor + Cable Loss + Reading -Amp factor.
2. The emission levels that are 20dB below the official limit are not reported.

Data: 13 File: F:\2017 Report\P\Planet\ACS17Q1941-WIFI-5G-band1-FCC.EM6 (68)

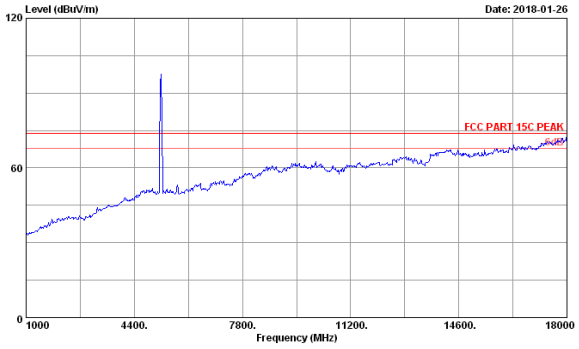

Site no. : 3m Chamber Data no. : 13
Dis. / Ant. : 3m 2017 ANT 3006 HF Ant. pol. : VERTICAL
Limit : FCC PART 15C PEAK
Env. / Ins. : 23.1°C/52.5% Engineer : Kayle
EUT : Gemini M/N:Gemini WiFi
Power rating : DC 5V From Adapter Input AC 120V/60Hz
Test Mode : IEEE802.11a 5240MHz Tx Mode

Data: 14 File: F:\2017 Report\P\Planet\ACS17Q1941-WIFI-5G-band1-FCC.EM6 (68)

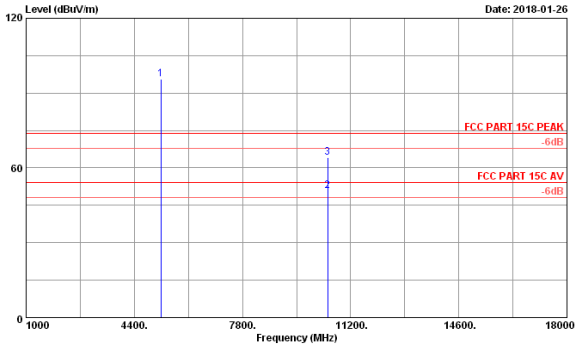

Site no. : 3m Chamber Data no. : 14
Dis. / Ant. : 3m 2017 ANT 3006 HF Ant. pol. : VERTICAL
Limit : FCC PART 15C PEAK
Env. / Ins. : 23.1°C/52.5% Engineer : Kayle
EUT : Gemini M/N:Gemini WiFi
Power rating : DC 5V From Adapter Input AC 120V/60Hz
Test Mode : IEEE802.11a 5240MHz Tx Mode

No.	Freq. (MHz)	Ant. Factor (dB/m)	Cable Loss (dB)	Reading (dBuV)	Amp factor (dB)	Emission Level (dBuV/m)	Limits (dBuV/m)	Margin (dB)	Remark
1	5240.00	33.38	15.30	80.77	33.99	95.46	74.00	-21.46	Peak
2	10480.00	38.47	20.20	28.42	36.13	50.96	54.00	3.04	Average
3	10480.00	38.47	20.20	41.58	36.13	64.12	74.00	9.88	Peak

Remarks: 1. Emission Level= Antenna Factor + Cable Loss + Reading -Amp factor.
2. The emission levels that are 20dB below the official limit are not reported.

Data: 19 File: F:\2017 Report\P\Planet\ACS17Q1941-WIFI-5G-band1-FCC.EM6 (68)

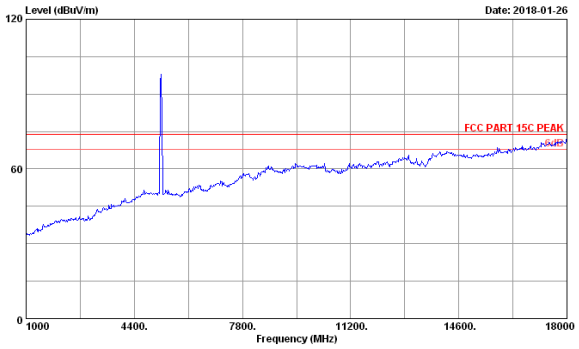

Site no. : 3m Chamber Data no. : 19
Dis. / Ant. : 3m 2017 ANT 3006 HF Ant. pol. : HORIZONTAL
Limit : FCC PART 15C PEAK
Env. / Ins. : 23.1°C/52.5% Engineer : Kayle
EUT : Gemini M/N:Gemini WiFi
Power rating : DC 5V From Adapter Input AC 120V/60Hz
Test Mode : IEEE802.11a 5240MHz Tx Mode

Data: 20 File: F:\2017 Report\P\Planet\ACS17Q1941-WIFI-5G-band1-FCC.EM6 (68)

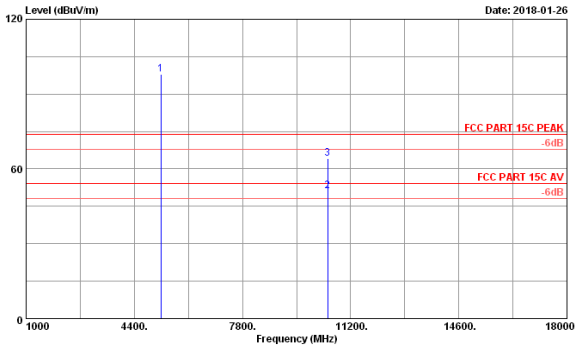

Site no. : 3m Chamber Data no. : 20
Dis. / Ant. : 3m 2017 ANT 3006 HF Ant. pol. : HORIZONTAL
Limit : FCC PART 15C PEAK
Env. / Ins. : 23.1°C/52.5% Engineer : Kayle
EUT : Gemini M/N:Gemini WiFi
Power rating : DC 5V From Adapter Input AC 120V/60Hz
Test Mode : IEEE802.11a 5240MHz Tx Mode

No.	Freq. (MHz)	Ant. Factor (dB/m)	Cable Loss (dB)	Reading (dBuV)	Amp factor (dB)	Emission Level (dBuV/m)	Limits (dBuV/m)	Margin (dB)	Remark
1	5240.00	33.38	15.30	83.38	33.99	98.07	74.00	-24.07	Peak
2	10480.00	38.47	20.20	28.65	36.13	51.19	54.00	2.81	Average
3	10480.00	38.47	20.20	41.69	36.13	64.23	74.00	9.77	Peak

Remarks: 1. Emission Level= Antenna Factor + Cable Loss + Reading -Amp factor.
2. The emission levels that are 20dB below the official limit are not reported.

Data: 21 File: F:\2017 Report\P\Planet\ACS17Q1941-WIFI-5G-band1-FCC.EM6 (68)

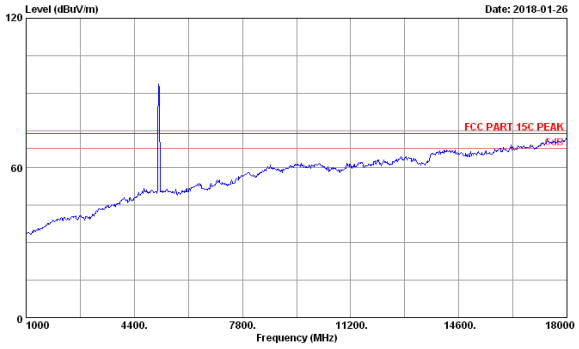

Site no. : 3m Chamber Data no. : 21
Dis. / Ant. : 3m 2017 ANT 3006 HF Ant. pol. : VERTICAL
Limit : FCC PART 15C PEAK
Env. / Ins. : 23.1°C/52.5% Engineer : Kayle
EUT : Gemini M/N:Gemini WiFi
Power rating : DC 5V From Adapter Input AC 120V/60Hz
Test Mode : IEEE802.11nHT20 5180MHz Tx Mode

Data: 22 File: F:\2017 Report\P\Planet\ACS17Q1941-WIFI-5G-band1-FCC.EM6 (68)

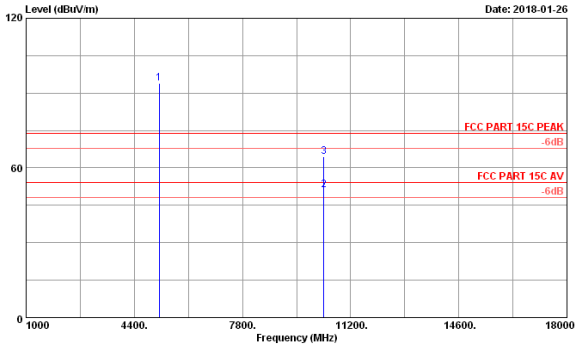

Site no. : 3m Chamber Data no. : 22
Dis. / Ant. : 3m 2017 ANT 3006 HF Ant. pol. : VERTICAL
Limit : FCC PART 15C PEAK
Env. / Ins. : 23.1°C/52.5% Engineer : Kayle
EUT : Gemini M/N:Gemini WiFi
Power rating : DC 5V From Adapter Input AC 120V/60Hz
Test Mode : IEEE802.11nHT20 5180MHz Tx Mode

No.	Freq. (MHz)	Ant. Factor (dB/m)	Cable Loss (dB)	Reading (dBuV)	Amp factor (dB)	Emission Level (dBuV/m)	Limits (dBuV/m)	Margin (dB)	Remark
1	5180.00	33.47	15.18	79.29	33.91	94.03	74.00	-20.03	Peak
2	10360.00	38.29	20.23	28.12	35.58	51.06	54.00	2.94	Average
3	10360.00	38.29	20.23	41.53	35.58	64.47	74.00	9.53	Peak

Remarks: 1. Emission Level= Antenna Factor + Cable Loss + Reading -Amp factor.
2. The emission levels that are 20dB below the official limit are not reported.

Data: 27 File: F:\2017 Report\P\Planet\ACS17Q1941-WIFI-5G-band1-FCC.EM6 (68)

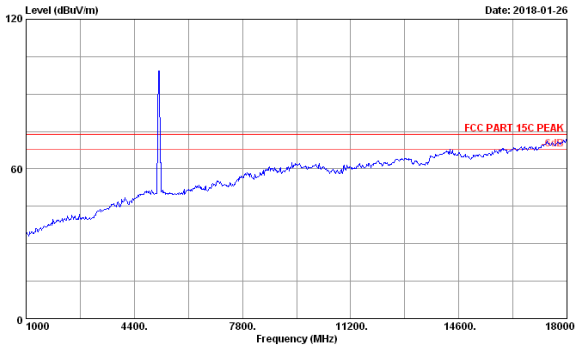

Site no. : 3m Chamber Data no. : 27
Dis. / Ant. : 3m 2017 ANT 3006 HF Ant. pol. : HORIZONTAL
Limit : FCC PART 15C PEAK
Env. / Ins. : 23.1°C/52.5% Engineer : Kayle
EUT : Gemini M/N:Gemini WiFi
Power rating : DC 5V From Adapter Input AC 120V/60Hz
Test Mode : IEEE802.11nHT20 5180MHz Tx Mode

Data: 28 File: F:\2017 Report\P\Planet\ACS17Q1941-WIFI-5G-band1-FCC.EM6 (68)

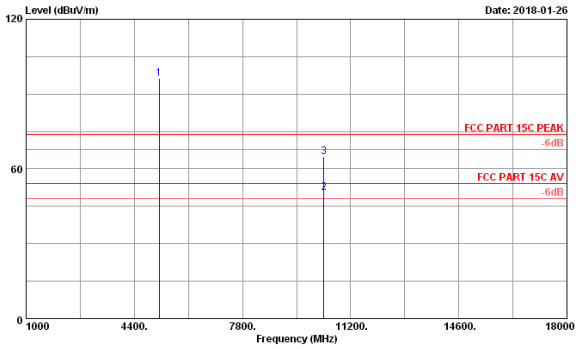

Site no. : 3m Chamber Data no. : 28
Dis. / Ant. : 3m 2017 ANT 3006 HF Ant. pol. : HORIZONTAL
Limit : FCC PART 15C PEAK
Env. / Ins. : 23.1°C/52.5% Engineer : Kayle
EUT : Gemini M/N:Gemini WiFi
Power rating : DC 5V From Adapter Input AC 120V/60Hz
Test Mode : IEEE802.11nHT20 5180MHz Tx Mode

No.	Freq. (MHz)	Ant. Factor (dB/m)	Cable Loss (dB)	Reading (dBuV)	Amp factor (dB)	Emission Level (dBuV/m)	Limits (dBuV/m)	Margin (dB)	Remark
1	5180.00	33.47	15.18	81.44	33.91	96.18	74.00	-22.18	Peak
2	10360.00	38.29	20.23	27.63	35.58	50.57	54.00	3.43	Average
3	10360.00	38.29	20.23	41.86	35.58	64.80	74.00	9.20	Peak

Remarks: 1. Emission Level= Antenna Factor + Cable Loss + Reading -Amp factor.
2. The emission levels that are 20dB below the official limit are not reported.

Data: 29 File: F:\2017 Report\P\Planet\ACS17Q1941-WIFI-5G-band1-FCC.EM6 (68)

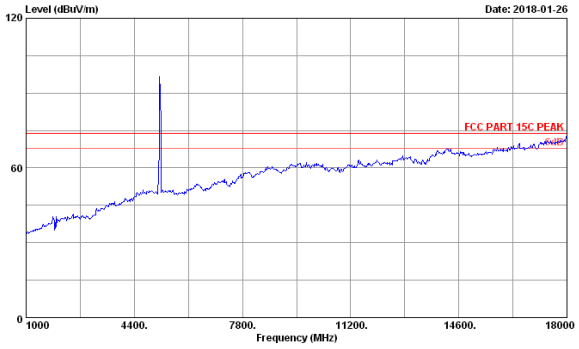

Site no. : 3m Chamber Data no. : 29
Dis. / Ant. : 3m 2017 ANT 3006 HF Ant. pol. : HORIZONTAL
Limit : FCC PART 15C PEAK
Env. / Ins. : 23.1°C/52.5% Engineer : Kayle
EUT : Gemini M/N:Gemini WiFi
Power rating : DC 5V From Adapter Input AC 120V/60Hz
Test Mode : IEEE802.11nHT20 5200MHz Tx Mode

Data: 30 File: F:\2017 Report\P\Planet\ACS17Q1941-WIFI-5G-band1-FCC.EM6 (68)

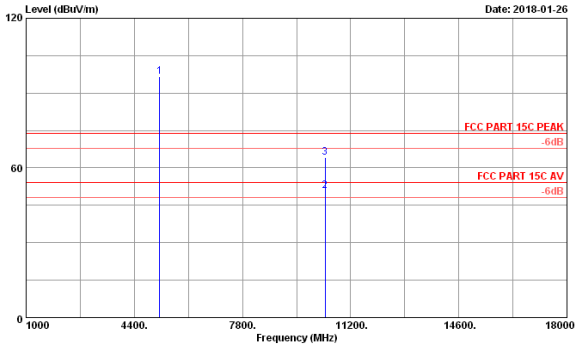

Site no. : 3m Chamber Data no. : 30
Dis. / Ant. : 3m 2017 ANT 3006 HF Ant. pol. : HORIZONTAL
Limit : FCC PART 15C PEAK
Env. / Ins. : 23.1°C/52.5% Engineer : Kayle
EUT : Gemini M/N:Gemini WiFi
Power rating : DC 5V From Adapter Input AC 120V/60Hz
Test Mode : IEEE802.11nHT20 5200MHz Tx Mode

No.	Freq. (MHz)	Ant. Factor (dB/m)	Cable Loss (dB)	Reading (dBuV)	Amp factor (dB)	Emission Level (dBuV/m)	Limits (dBuV/m)	Margin (dB)	Remark
1	5200.00	33.44	15.22	82.06	33.95	96.77	74.00	-22.77	Peak
2	10400.00	38.34	20.22	28.21	35.80	50.97	54.00	3.03	Average
3	10400.00	38.34	20.22	41.58	35.80	64.34	74.00	9.66	Peak

Remarks: 1. Emission Level= Antenna Factor + Cable Loss + Reading -Amp factor.
2. The emission levels that are 20dB below the official limit are not reported.

Data: 31 File: F:\2017 Report\P\Planet\ACS17Q1941-WIFI-5G-band1-FCC.EM6 (68)

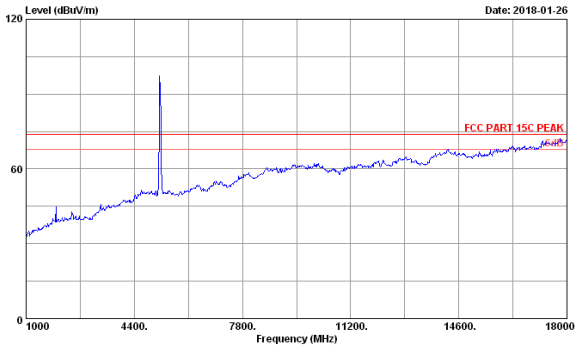

Site no. : 3m Chamber Data no. : 31
Dis. / Ant. : 3m 2017 ANT 3006 HF Ant. pol. : VERTICAL
Limit : FCC PART 15C PEAK
Env. / Ins. : 23.1°C/52.5% Engineer : Kayle
EUT : Gemini M/N:Gemini WiFi
Power rating : DC 5V From Adapter Input AC 120V/60Hz
Test Mode : IEEE802.11nHT20 5200MHz Tx Mode

Data: 32 File: F:\2017 Report\P\Planet\ACS17Q1941-WIFI-5G-band1-FCC.EM6 (68)

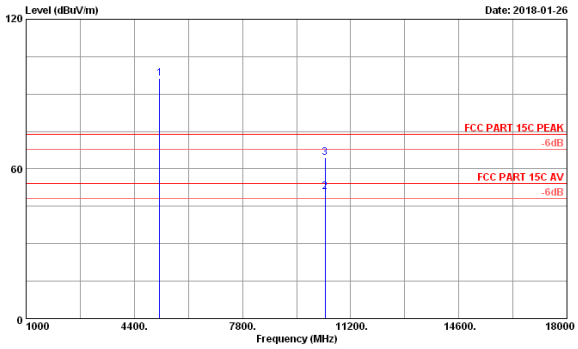

Site no. : 3m Chamber Data no. : 32
Dis. / Ant. : 3m 2017 ANT 3006 HF Ant. pol. : VERTICAL
Limit : FCC PART 15C PEAK
Env. / Ins. : 23.1°C/52.5% Engineer : Kayle
EUT : Gemini M/N:Gemini WiFi
Power rating : DC 5V From Adapter Input AC 120V/60Hz
Test Mode : IEEE802.11nHT20 5200MHz Tx Mode

No.	Freq. (MHz)	Ant. Factor (dB/m)	Cable Loss (dB)	Reading (dBuV)	Amp factor (dB)	Emission Level (dBuV/m)	Limits (dBuV/m)	Margin (dB)	Remark
1	5200.00	33.44	15.22	81.49	33.95	96.20	74.00	-22.20	Peak
2	10400.00	38.34	20.22	27.94	35.80	50.70	54.00	3.30	Average
3	10400.00	38.34	20.22	41.84	35.80	64.60	74.00	9.40	Peak

Remarks: 1. Emission Level= Antenna Factor + Cable Loss + Reading -Amp factor.
2. The emission levels that are 20dB below the official limit are not reported.

Data: 33 File: F:\2017 Report\P\Planet\ACS17Q1941-WIFI-5G-band1-FCC.EM6 (68)

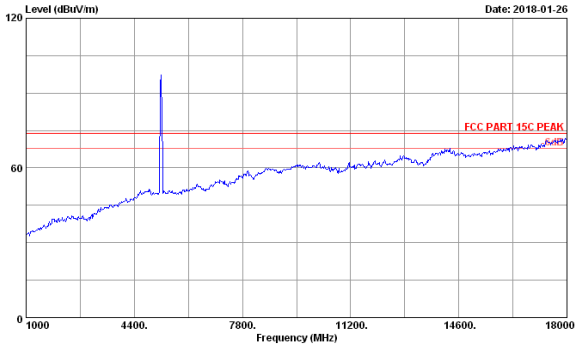

Site no. : 3m Chamber Data no. : 33
Dis. / Ant. : 3m 2017 ANT 3006 HF Ant. pol. : VERTICAL
Limit : FCC PART 15C PEAK
Env. / Ins. : 23.1°C/52.5% Engineer : Kayle
EUT : Gemini M/N:Gemini WiFi
Power rating : DC 5V From Adapter Input AC 120V/60Hz
Test Mode : IEEE802.11nHT20 5240MHz Tx Mode

Data: 34 File: F:\2017 Report\P\Planet\ACS17Q1941-WIFI-5G-band1-FCC.EM6 (68)

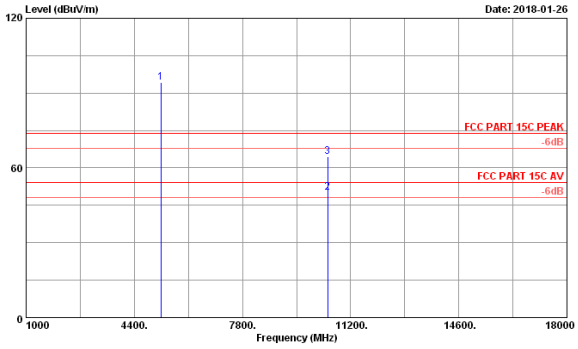

Site no. : 3m Chamber Data no. : 34
Dis. / Ant. : 3m 2017 ANT 3006 HF Ant. pol. : VERTICAL
Limit : FCC PART 15C PEAK
Env. / Ins. : 23.1°C/52.5% Engineer : Kayle
EUT : Gemini M/N:Gemini WiFi
Power rating : DC 5V From Adapter Input AC 120V/60Hz
Test Mode : IEEE802.11nHT20 5240MHz Tx Mode

No.	Freq. (MHz)	Ant. Factor (dB/m)	Cable Loss (dB)	Reading (dBuV)	Amp factor (dB)	Emission Level (dBuV/m)	Limits (dBuV/m)	Margin (dB)	Remark
1	5240.00	33.38	15.30	79.46	33.99	94.15	74.00	-20.15	Peak
2	10480.00	38.47	20.20	27.55	36.13	50.09	54.00	3.91	Average
3	10480.00	38.47	20.20	41.87	36.13	64.41	74.00	9.59	Peak

Remarks: 1. Emission Level= Antenna Factor + Cable Loss + Reading -Amp factor.
2. The emission levels that are 20dB below the official limit are not reported.

Data: 39 File: F:\2017 Report\P\Planet\ACS17Q1941-WIFI-5G-band1-FCC.EM6 (68)

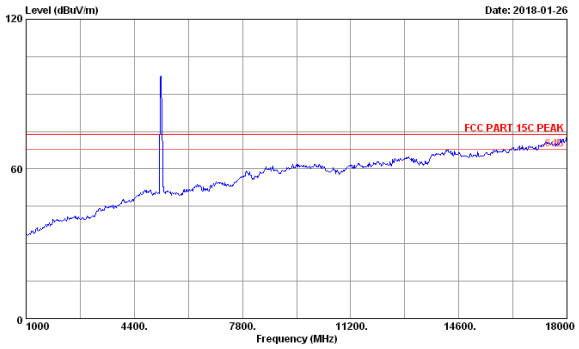

Site no. : 3m Chamber Data no. : 39
Dis. / Ant. : 3m 2017 ANT 3006 HF Ant. pol. : HORIZONTAL
Limit : FCC PART 15C PEAK
Env. / Ins. : 23.1°C/52.5% Engineer : Kayle
EUT : Gemini M/N:Gemini WiFi
Power rating : DC 5V From Adapter Input AC 120V/60Hz
Test Mode : IEEE802.11nHT20 5240MHz Tx Mode

Data: 40 File: F:\2017 Report\P\Planet\ACS17Q1941-WIFI-5G-band1-FCC.EM6 (68)

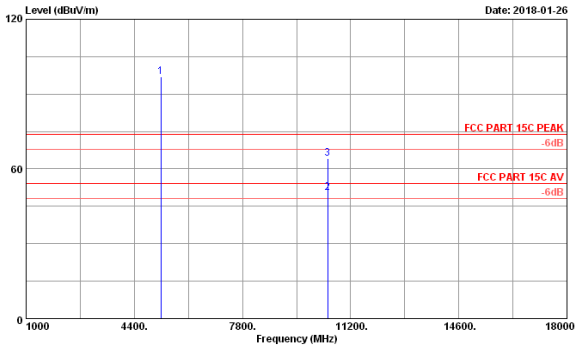

Site no. : 3m Chamber Data no. : 40
Dis. / Ant. : 3m 2017 ANT 3006 HF Ant. pol. : HORIZONTAL
Limit : FCC PART 15C PEAK
Env. / Ins. : 23.1°C/52.5% Engineer : Kayle
EUT : Gemini M/N:Gemini WiFi
Power rating : DC 5V From Adapter Input AC 120V/60Hz
Test Mode : IEEE802.11nHT20 5240MHz Tx Mode

No.	Freq. (MHz)	Ant. Factor (dB/m)	Cable Loss (dB)	Reading (dBuV)	Amp factor (dB)	Emission Level (dBuV/m)	Limits (dBuV/m)	Margin (dB)	Remark
1	5240.00	33.38	15.30	82.31	33.99	97.00	74.00	-23.00	Peak
2	10480.00	38.47	20.20	27.98	36.13	50.52	54.00	3.48	Average
3	10480.00	38.47	20.20	41.55	36.13	64.09	74.00	9.91	Peak

Remarks: 1. Emission Level= Antenna Factor + Cable Loss + Reading -Amp factor.
2. The emission levels that are 20dB below the official limit are not reported.

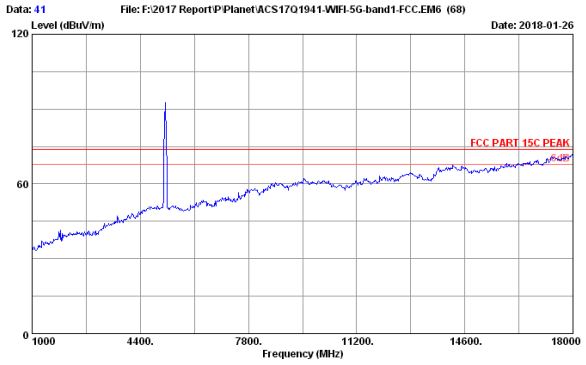

Site no. : 3m Chamber Data no. : 41
Dis. / Ant. : 3m 2017 ANT 3006 HF Ant. pol. : HORIZONTAL
Limit : FCC PART 15C PEAK
Env. / Ins. : 23.1°C/52.5% Engineer : Kayle
EUT : Gemini M/N:Gemini WiFi
Power rating : DC 5V From Adapter Input AC 120V/60Hz
Test Mode : IEEE802.11nHT40 5190MHz Tx Mode

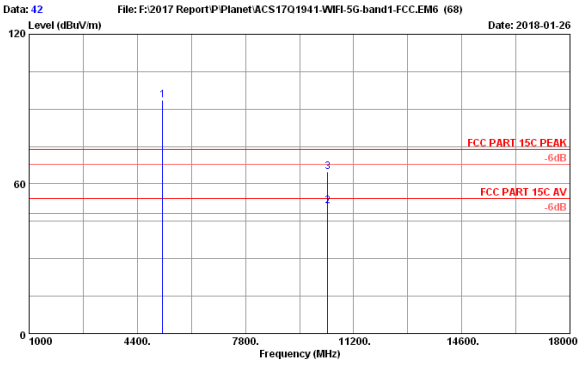

Site no. : 3m Chamber Data no. : 42
Dis. / Ant. : 3m 2017 ANT 3006 HF Ant. pol. : HORIZONTAL
Limit : FCC PART 15C PEAK
Env. / Ins. : 23.1°C/52.5% Engineer : Kayle
EUT : Gemini M/N:Gemini WiFi
Power rating : DC 5V From Adapter Input AC 120V/60Hz
Test Mode : IEEE802.11nHT40 5190MHz Tx Mode

No.	Freq. (MHz)	Ant. Factor (dB/m)	Cable Loss (dB)	Reading (dBuV)	Amp factor (dB)	Emission Level (dBuV/m)	Limits (dBuV/m)	Margin (dB)	Remark
1	5190.00	33.47	15.18	78.91	33.91	93.65	74.00	-19.65	Peak
2	10380.00	38.31	20.22	28.17	35.69	51.01	54.00	2.99	Average
3	10380.00	38.31	20.22	41.88	35.69	64.72	74.00	9.28	Peak

Remarks: 1. Emission Level= Antenna Factor + Cable Loss + Reading -Amp factor.
2. The emission levels that are 20dB below the official limit are not reported.

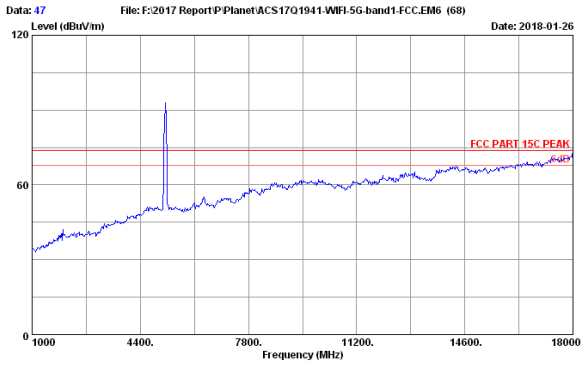

Site no. : 3m Chamber Data no. : 47
Dis. / Ant. : 3m 2017 ANT 3006 HF Ant. pol. : VERTICAL
Limit : FCC PART 15C PEAK
Env. / Ins. : 23.1°C/52.5% Engineer : Kayle
EUT : Gemini M/N:Gemini WiFi
Power rating : DC 5V From Adapter Input AC 120V/60Hz
Test Mode : IEEE802.11nHT40 5190MHz Tx Mode

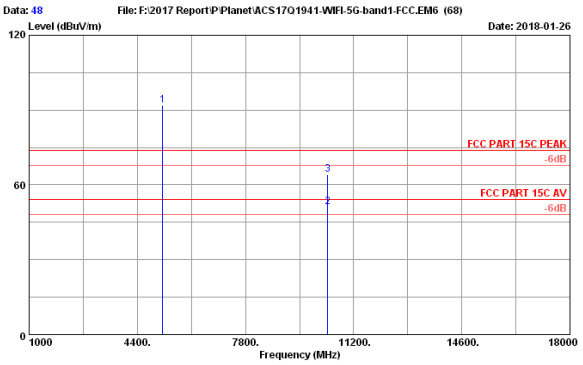

Site no. : 3m Chamber Data no. : 48
Dis. / Ant. : 3m 2017 ANT 3006 HF Ant. pol. : VERTICAL
Limit : FCC PART 15C PEAK
Env. / Ins. : 23.1°C/52.5% Engineer : Kayle
EUT : Gemini M/N:Gemini WiFi
Power rating : DC 5V From Adapter Input AC 120V/60Hz
Test Mode : IEEE802.11nHT40 5190MHz Tx Mode

No.	Freq. (MHz)	Ant. Factor (dB/m)	Cable Loss (dB)	Reading (dBuV)	Amp factor (dB)	Emission Level (dBuV/m)	Limits (dBuV/m)	Margin (dB)	Remark
1	5190.00	33.47	15.18	77.30	33.91	92.04	74.00	-18.04	Peak
2	10380.00	38.31	20.22	28.15	35.69	50.99	54.00	3.01	Average
3	10380.00	38.31	20.22	41.36	35.69	64.20	74.00	9.80	Peak

Remarks: 1. Emission Level= Antenna Factor + Cable Loss + Reading -Amp factor.
2. The emission levels that are 20dB below the official limit are not reported.

Data: 49 File: F:\2017 Report\P\Planet\ACS17Q1941-WIFI-5G-band1-FCC.EM6 (68)

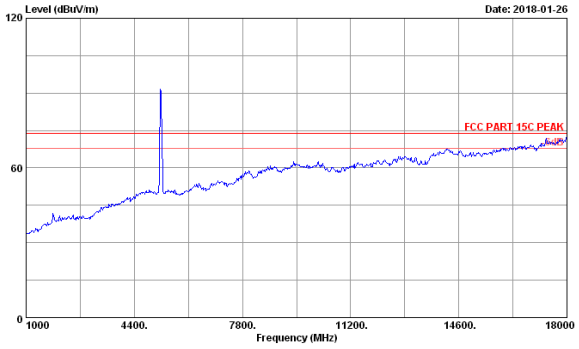

Site no. : 3m Chamber Data no. : 49
Dis. / Ant. : 3m 2017 ANT 3006 HF Ant. pol. : VERTICAL
Limit : FCC PART 15C PEAK
Env. / Ins. : 23.1°C/52.5% Engineer : Kayle
EUT : Gemini M/N:Gemini WiFi
Power rating : DC 5V From Adapter Input AC 120V/60Hz
Test Mode : IEEE802.11nHT40 5230MHz Tx Mode

Data: 50 File: F:\2017 Report\P\Planet\ACS17Q1941-WIFI-5G-band1-FCC.EM6 (68)

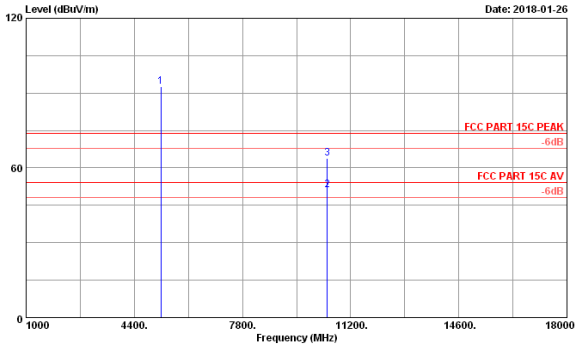

Site no. : 3m Chamber Data no. : 50
Dis. / Ant. : 3m 2017 ANT 3006 HF Ant. pol. : VERTICAL
Limit : FCC PART 15C PEAK
Env. / Ins. : 23.1°C/52.5% Engineer : Kayle
EUT : Gemini M/N:Gemini WiFi
Power rating : DC 5V From Adapter Input AC 120V/60Hz
Test Mode : IEEE802.11nHT40 5230MHz Tx Mode

No.	Freq. (MHz)	Ant. Factor (dB/m)	Cable Loss (dB)	Reading (dBuV)	Amp factor (dB)	Emission Level (dBuV/m)	Limits (dBuV/m)	Margin (dB)	Remark
1	5230.00	33.38	15.26	78.07	33.99	92.72	74.00	-18.72	Peak
2	10460.00	38.42	20.21	28.64	36.02	51.25	54.00	2.75	Average
3	10460.00	38.42	20.21	41.23	36.02	63.84	74.00	10.16	Peak

Remarks: 1. Emission Level= Antenna Factor + Cable Loss + Reading -Amp factor.
2. The emission levels that are 20dB below the official limit are not reported.

Data: 55 File: F:\2017 Report\P\Planet\ACS17Q1941-WIFI-5G-band1-FCC.EM6 (68)

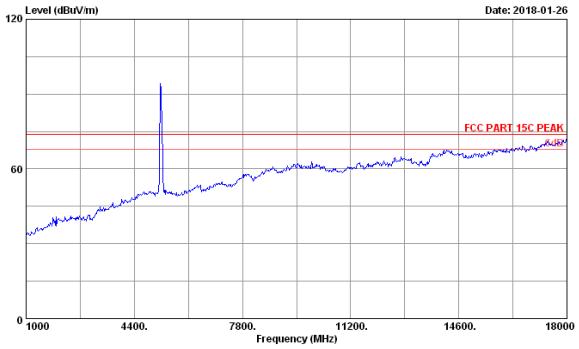

Site no. : 3m Chamber Data no. : 55
Dis. / Ant. : 3m 2017 ANT 3006 HF Ant. pol. : HORIZONTAL
Limit : FCC PART 15C PEAK
Env. / Ins. : 23.1°C/52.5% Engineer : Kayle
EUT : Gemini M/N:Gemini WiFi
Power rating : DC 5V From Adapter Input AC 120V/60Hz
Test Mode : IEEE802.11nHT40 5230MHz Tx Mode

Data: 56 File: F:\2017 Report\P\Planet\ACS17Q1941-WIFI-5G-band1-FCC.EM6 (68)

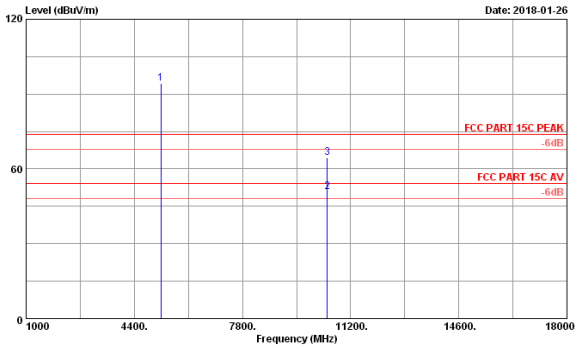

Site no. : 3m Chamber Data no. : 56
Dis. / Ant. : 3m 2017 ANT 3006 HF Ant. pol. : HORIZONTAL
Limit : FCC PART 15C PEAK
Env. / Ins. : 23.1°C/52.5% Engineer : Kayle
EUT : Gemini M/N:Gemini WiFi
Power rating : DC 5V From Adapter Input AC 120V/60Hz
Test Mode : IEEE802.11nHT40 5230MHz Tx Mode

No.	Freq. (MHz)	Ant. Factor (dB/m)	Cable Loss (dB)	Reading (dBuV)	Amp factor (dB)	Emission Level (dBuV/m)	Limits (dBuV/m)	Margin (dB)	Remark
1	5230.00	33.38	15.26	79.55	33.99	94.20	74.00	-20.20	Peak
2	10460.00	38.42	20.21	28.16	36.02	50.77	54.00	3.23	Average
3	10460.00	38.42	20.21	41.84	36.02	64.45	74.00	9.55	Peak

Remarks: 1. Emission Level= Antenna Factor + Cable Loss + Reading -Amp factor.
2. The emission levels that are 20dB below the official limit are not reported.

Data: 57 File: F:\2017 Report\P\Planet\ACS17Q1941-WIFI-5G-band1-FCC.EM6 (68)

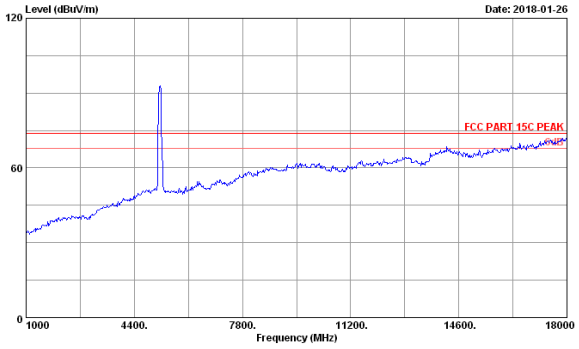

Site no. : 3m Chamber Data no. : 57
Dis. / Ant. : 3m 2017 ANT 3006 HF Ant. pol. : VERTICAL
Limit : FCC PART 15C PEAK
Env. / Ins. : 23.1°C/52.5% Engineer : Kayle
EUT : Gemini M/N:Gemini WiFi
Power rating : DC 5V From Adapter Input AC 120V/60Hz
Test Mode : IEEE802.11nHT80 5210MHz Tx Mode

Data: 58 File: F:\2017 Report\P\Planet\ACS17Q1941-WIFI-5G-band1-FCC.EM6 (68)

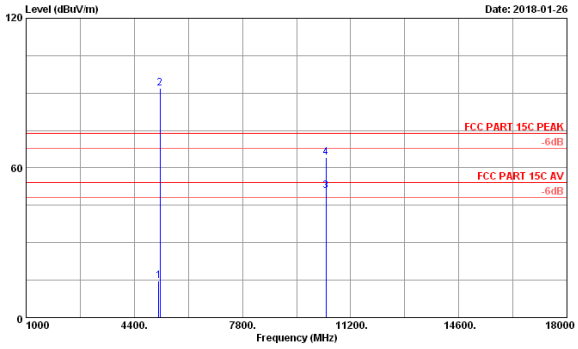

Site no. : 3m Chamber Data no. : 58
Dis. / Ant. : 3m 2017 ANT 3006 HF Ant. pol. : VERTICAL
Limit : FCC PART 15C PEAK
Env. / Ins. : 23.1°C/52.5% Engineer : Kayle
EUT : Gemini M/N:Gemini WiFi
Power rating : DC 5V From Adapter Input AC 120V/60Hz
Test Mode : IEEE802.11nHT80 5210MHz Tx Mode

No.	Freq. (MHz)	Ant. Factor (dB/m)	Cable Loss (dB)	Reading (dBuV)	Amp factor (dB)	Emission Level (dBuV/m)	Limits (dBuV/m)	Margin (dB)	Remark
1	5165.00	33.50	15.14	0.00	33.87	14.77	74.00	59.23	Peak
2	5210.00	33.41	15.22	77.39	33.95	92.07	74.00	-18.07	Peak
3	10420.00	38.37	20.22	28.16	35.80	50.95	54.00	3.05	Average
4	10420.00	38.37	20.22	41.38	35.80	64.17	74.00	9.83	Peak

Remarks: 1. Emission Level= Antenna Factor + Cable Loss + Reading -Amp factor.
2. The emission levels that are 20dB below the official limit are not reported.

Data: 67 File: F:\2017 Report\P\Planet\ACS17Q1941-WIFI-5G-band1-FCC.EM6 (68)

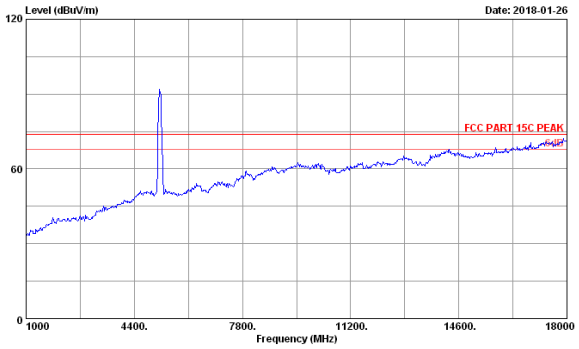

Site no. : 3m Chamber Data no. : 67
Dis. / Ant. : 3m 2017 ANT 3006 HF Ant. pol. : HORIZONTAL
Limit : FCC PART 15C PEAK
Env. / Ins. : 23.1°C/52.5% Engineer : Kayle
EUT : Gemini M/N:Gemini WiFi
Power rating : DC 5V From Adapter Input AC 120V/60Hz
Test Mode : IEEE802.11nHT80 5210MHz Tx Mode

Data: 68 File: F:\2017 Report\P\Planet\ACS17Q1941-WIFI-5G-band1-FCC.EM6 (68)

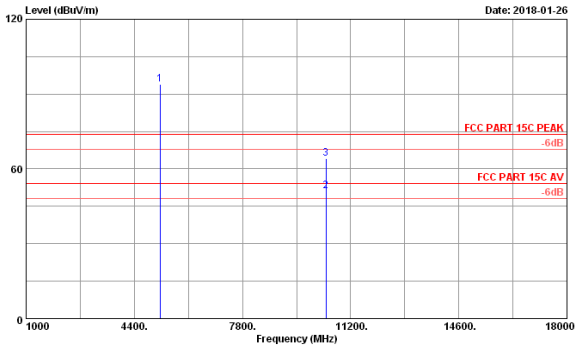

Site no. : 3m Chamber Data no. : 68
Dis. / Ant. : 3m 2017 ANT 3006 HF Ant. pol. : HORIZONTAL
Limit : FCC PART 15C PEAK
Env. / Ins. : 23.1°C/52.5% Engineer : Kayle
EUT : Gemini M/N:Gemini WiFi
Power rating : DC 5V From Adapter Input AC 120V/60Hz
Test Mode : IEEE802.11nHT80 5210MHz Tx Mode

No.	Freq. (MHz)	Ant. Factor (dB/m)	Cable Loss (dB)	Reading (dBuV)	Amp factor (dB)	Emission Level (dBuV/m)	Limits (dBuV/m)	Margin (dB)	Remark
1	5210.00	33.41	15.22	79.35	33.95	94.03	74.00	-20.03	Peak
2	10420.00	38.37	20.22	28.38	35.80	51.17	54.00	2.83	Average
3	10420.00	38.37	20.22	41.36	35.80	64.15	74.00	9.85	Peak

Remarks: 1. Emission Level= Antenna Factor + Cable Loss + Reading -Amp factor.
2. The emission levels that are 20dB below the official limit are not reported.

5745-5825MHz Band:
Frequency: 30MHz~1GHz

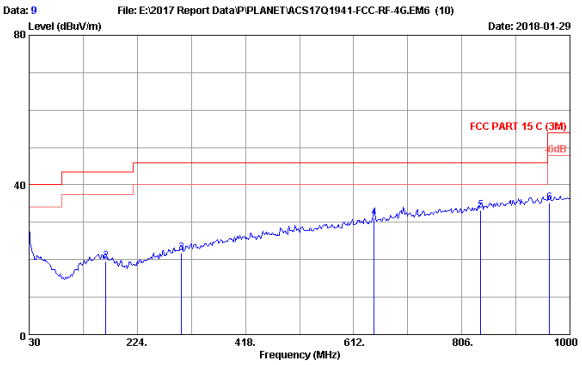

Site no. : 3m Chamber Data no. : 9
Dis. / Ant. : 3m 2017 9168-493 Ant. pol. : HORIZONTAL
Limit : FCC PART 15 C (3M)
Env. / Ins. : 23.7°C/52% Engineer : Kayle
EUT : Gemini M/N:Gemini WiFi
Power rating : DC5V From Adapter input AC 120V/60Hz
Test Mode : WIFI5G TX band4

No.	Freq. (MHz)	Ant. Factor (dB/m)	Cable Loss (dB)	Reading (dBuV)	Emission Level (dBuV/m)	Limits (dBuV/m)	Margin (dB)	Remark
1	30.000	19.40	0.63	6.71	26.74	40.00	13.26	QP
2	167.740	19.09	1.47	-1.00	19.56	43.50	23.94	QP
3	303.540	19.99	2.27	-0.45	21.81	46.00	24.19	QP
4	648.860	26.53	3.90	0.84	31.27	46.00	14.73	QP
5	839.950	28.84	4.74	-0.35	33.23	46.00	12.77	QP
6	963.140	30.07	5.36	-0.30	35.13	54.00	18.87	QP

Remarks: 1. Emission Level= Antenna Factor + Cable Loss + Reading.
2. The emission levels that are 20dB below the official limit are not reported.

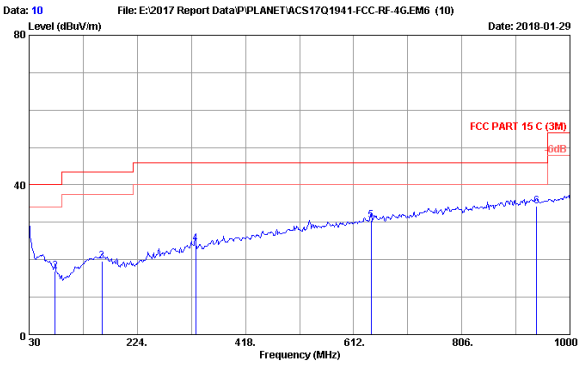

Site no. : 3m Chamber Data no. : 10
Dis. / Ant. : 3m 2017 9168-493 Ant. pol. : VERTICAL
Limit : FCC PART 15 C (3M)
Env. / Ins. : 23.7°C/52% Engineer : Kayle
EUT : Gemini M/N:Gemini WiFi
Power rating : DC5V From Adapter input AC 120V/60Hz
Test Mode : WIFI5G TX band4

No.	Freq. (MHz)	Ant. Factor (dB/m)	Cable Loss (dB)	Reading (dBuV)	Emission Level (dBuV/m)	Limits (dBuV/m)	Margin (dB)	Remark
1	30.000	19.40	0.63	8.10	28.13	40.00	11.87	QP
2	76.560	16.07	0.96	-0.13	16.90	40.00	23.10	QP
3	160.950	19.62	1.43	-1.35	19.70	43.50	23.80	QP
4	328.760	20.57	2.43	1.21	24.21	46.00	21.79	QP
5	643.040	26.46	3.87	0.15	30.48	46.00	15.52	QP
6	939.860	29.86	5.26	-0.84	34.28	46.00	11.72	QP

Remarks: 1. Emission Level= Antenna Factor + Cable Loss + Reading.
2. The emission levels that are 20dB below the official limit are not reported.

Frequency: 1GHz~18GHz

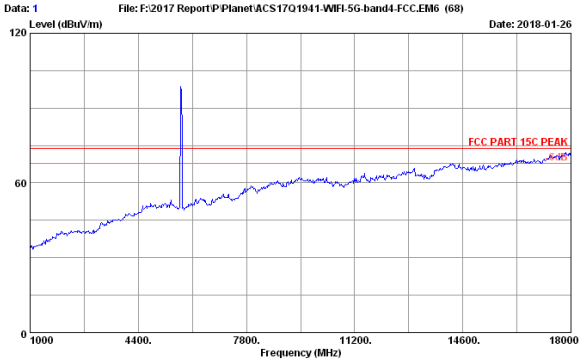

Site no. : 3m Chamber Data no. : 1
Dis. / Ant. : 3m 2017 ANT 3006 HF Ant. pol. : HORIZONTAL
Limit : FCC PART 15C PEAK
Env. / Ins. : 23.1°C/52.5% Engineer : Kayle
EUT : Gemini M/N:Gemini WiFi
Power rating : DC 5V From Adapter Input AC 120V/60Hz
Test Mode : IEEE802.11a 5745MHz Tx Mode

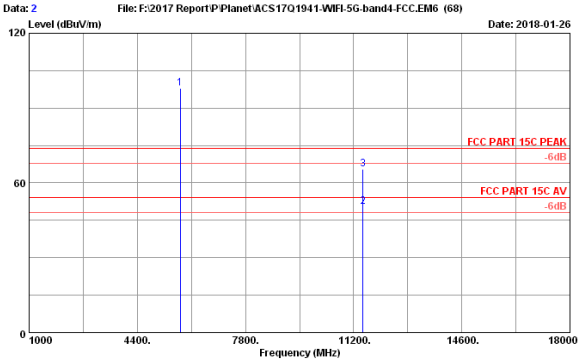

Site no. : 3m Chamber Data no. : 2
Dis. / Ant. : 3m 2017 ANT 3006 HF Ant. pol. : HORIZONTAL
Limit : FCC PART 15C PEAK
Env. / Ins. : 23.1°C/52.5% Engineer : Kayle
EUT : Gemini M/N:Gemini WiFi
Power rating : DC 5V From Adapter Input AC 120V/60Hz
Test Mode : IEEE802.11a 5745MHz Tx Mode

No.	Freq. (MHz)	Ant. Factor (dB/m)	Cable Loss (dB)	Reading (dBuV)	Amp factor (dB)	Emission Level (dBuV/m)	Limits (dBuV/m)	Margin (dB)	Remark
1	5745.00	33.19	16.37	83.64	35.12	98.08	74.00	-24.08	Peak
2	11490.00	38.22	21.20	25.67	34.56	50.53	54.00	3.47	Average
3	11490.00	38.22	21.20	40.54	34.56	65.40	74.00	8.60	Peak

Remarks: 1. Emission Level= Antenna Factor + Cable Loss + Reading -Amp factor.
2. The emission levels that are 20dB below the official limit are not reported.

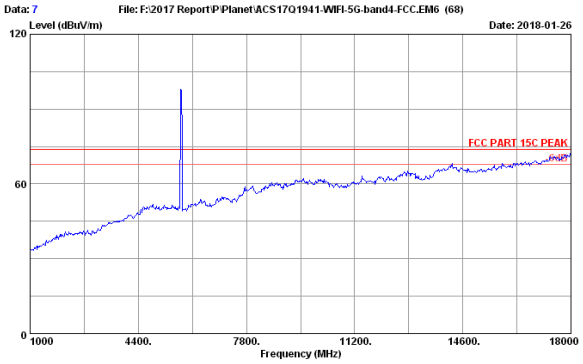

Site no. : 3m Chamber Data no. : 7
Dis. / Ant. : 3m 2017 ANT 3006 HF Ant. pol. : VERTICAL
Limit : FCC PART 15C PEAK
Env. / Ins. : 23.1°C/52.5% Engineer : Kayle
EUT : Gemini M/N:Gemini WiFi
Power rating : DC 5V From Adapter Input AC 120V/60Hz
Test Mode : IEEE802.11a 5745MHz Tx Mode

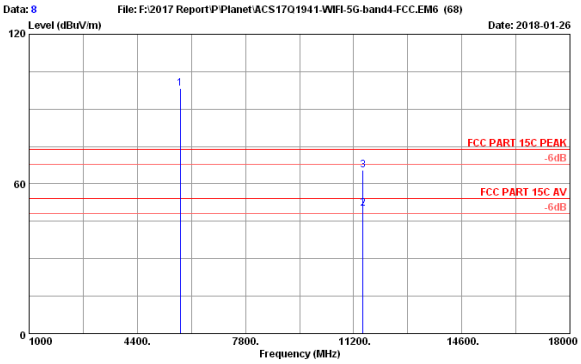

Site no. : 3m Chamber Data no. : 8
Dis. / Ant. : 3m 2017 ANT 3006 HF Ant. pol. : VERTICAL
Limit : FCC PART 15C PEAK
Env. / Ins. : 23.1°C/52.5% Engineer : Kayle
EUT : Gemini M/N:Gemini WiFi
Power rating : DC 5V From Adapter Input AC 120V/60Hz
Test Mode : IEEE802.11a 5745MHz Tx Mode

No.	Freq. (MHz)	Ant. Factor (dB/m)	Cable Loss (dB)	Reading (dBuV)	Amp factor (dB)	Emission Level (dBuV/m)	Limits (dBuV/m)	Margin (dB)	Remark
1	5745.00	33.19	16.37	83.71	35.12	98.15	74.00	-24.15	Peak
2	11490.00	38.22	21.20	25.12	34.56	49.98	54.00	4.02	Average
3	11490.00	38.22	21.20	40.67	34.56	65.53	74.00	8.47	Peak

Remarks: 1. Emission Level= Antenna Factor + Cable Loss + Reading -Amp factor.
2. The emission levels that are 20dB below the official limit are not reported.

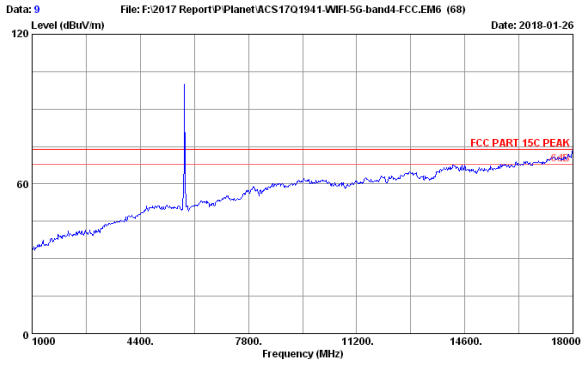

Site no. : 3m Chamber Data no. : 9
Dis. / Ant. : 3m 2017 ANT 3006 HF Ant. pol. : VERTICAL
Limit : FCC PART 15C PEAK
Env. / Ins. : 23.1°C/52.5% Engineer : Kayle
EUT : Gemini M/N:Gemini WiFi
Power rating : DC 5V From Adapter Input AC 120V/60Hz
Test Mode : IEEE802.11a 5785MHz Tx Mode

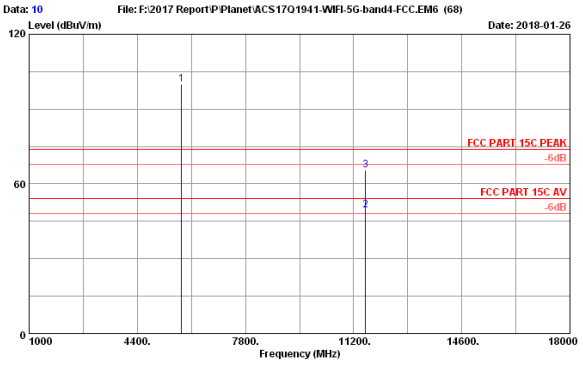

Site no. : 3m Chamber Data no. : 10
Dis. / Ant. : 3m 2017 ANT 3006 HF Ant. pol. : VERTICAL
Limit : FCC PART 15C PEAK
Env. / Ins. : 23.1°C/52.5% Engineer : Kayle
EUT : Gemini M/N:Gemini WiFi
Power rating : DC 5V From Adapter Input AC 120V/60Hz
Test Mode : IEEE802.11a 5785MHz Tx Mode

No.	Freq. (MHz)	Ant. Factor (dB/m)	Cable Loss (dB)	Reading (dBuV)	Amp factor (dB)	Emission Level (dBuV/m)	Limits (dBuV/m)	Margin (dB)	Remark
1	5785.00	33.23	16.44	85.63	35.28	100.02	74.00	-26.02	Peak
2	11570.00	38.19	21.36	24.66	34.74	49.47	54.00	4.53	Average
3	11570.00	38.19	21.36	40.86	34.74	65.67	74.00	8.33	Peak

Remarks: 1. Emission Level= Antenna Factor + Cable Loss + Reading -Amp factor.
2. The emission levels that are 20dB below the official limit are not reported.

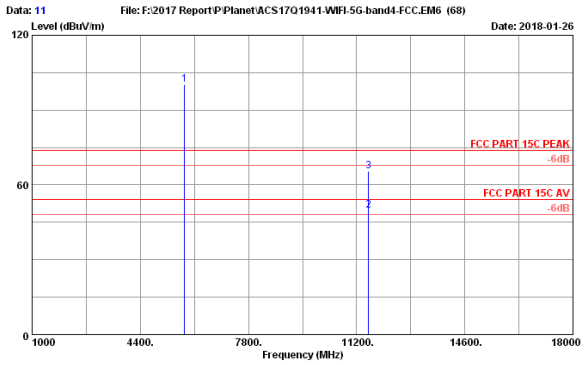

Site no. : 3m Chamber Data no. : 11
Dis. / Ant. : 3m 2017 ANT 3006 HF Ant. pol. : HORIZONTAL
Limit : FCC PART 15C PEAK
Env. / Ins. : 23.1°C/52.5% Engineer : Kayle
EUT : Gemini M/N:Gemini WiFi
Power rating : DC 5V From Adapter Input AC 120V/60Hz
Test Mode : IEEE802.11a 5785MHz Tx Mode

No.	Freq. (MHz)	Ant. Factor (dB/m)	Cable Loss (dB)	Reading (dBuV)	Amp factor (dB)	Emission Level (dBuV/m)	Limits (dBuV/m)	Margin (dB)	Remark
1	5785.00	33.23	16.44	85.78	35.28	100.17	74.00	-26.17	Peak
2	11570.00	38.19	21.36	24.97	34.74	49.78	54.00	4.22	Average
3	11570.00	38.19	21.36	40.67	34.74	65.48	74.00	8.52	Peak

Remarks: 1. Emission Level= Antenna Factor + Cable Loss + Reading -Amp factor.
2. The emission levels that are 20dB below the official limit are not reported.

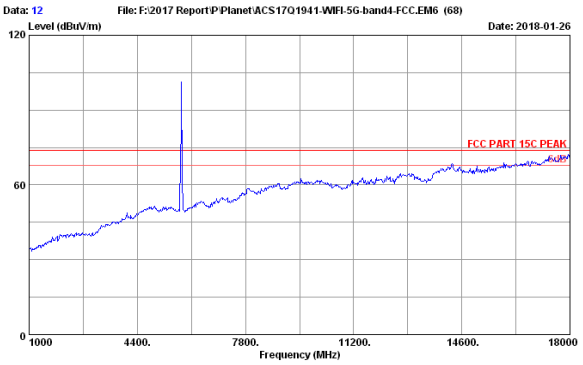

Site no. : 3m Chamber Data no. : 12
Dis. / Ant. : 3m 2017 ANT 3006 HF Ant. pol. : HORIZONTAL
Limit : FCC PART 15C PEAK
Env. / Ins. : 23.1°C/52.5% Engineer : Kayle
EUT : Gemini M/N:Gemini WiFi
Power rating : DC 5V From Adapter Input AC 120V/60Hz
Test Mode : IEEE802.11a 5785MHz Tx Mode

Data: 13 File: F:\2017 Report\P\Planet\ACS17Q1941-WIFI-5G-band4-FCC.EM6 (68)

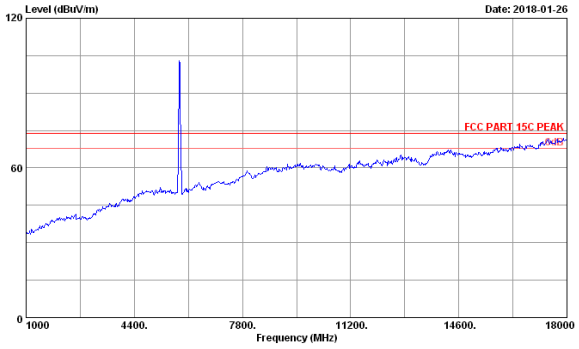

Site no. : 3m Chamber Data no. : 13
Dis. / Ant. : 3m 2017 ANT 3006 HF Ant. pol. : HORIZONTAL
Limit : FCC PART 15C PEAK
Env. / Ins. : 23.1°C/52.5% Engineer : Kayle
EUT : Gemini M/N:Gemini WiFi
Power rating : DC 5V From Adapter Input AC 120V/60Hz
Test Mode : IEEE802.11a 5825MHz Tx Mode

Data: 14 File: F:\2017 Report\P\Planet\ACS17Q1941-WIFI-5G-band4-FCC.EM6 (68)

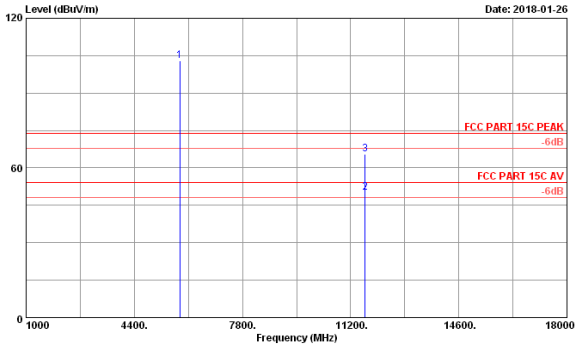

Site no. : 3m Chamber Data no. : 14
Dis. / Ant. : 3m 2017 ANT 3006 HF Ant. pol. : HORIZONTAL
Limit : FCC PART 15C PEAK
Env. / Ins. : 23.1°C/52.5% Engineer : Kayle
EUT : Gemini M/N:Gemini WiFi
Power rating : DC 5V From Adapter Input AC 120V/60Hz
Test Mode : IEEE802.11a 5825MHz Tx Mode

No.	Freq. (MHz)	Ant. Factor (dB/m)	Cable Loss (dB)	Reading (dBuV)	Amp factor (dB)	Emission Level (dBuV/m)	Limits (dBuV/m)	Margin (dB)	Remark
1	5825.00	33.29	16.52	88.34	35.35	102.80	74.00	-28.80	Peak
2	11650.00	38.17	21.55	25.48	35.02	50.18	54.00	3.82	Average
3	11650.00	38.17	21.55	40.69	35.02	65.39	74.00	8.61	Peak

Remarks: 1. Emission Level= Antenna Factor + Cable Loss + Reading -Amp factor.
2. The emission levels that are 20dB below the official limit are not reported.

Data: 19 File: F:\2017 Report\P\Planet\ACS17Q1941-WIFI-5G-band4-FCC.EM6 (68)

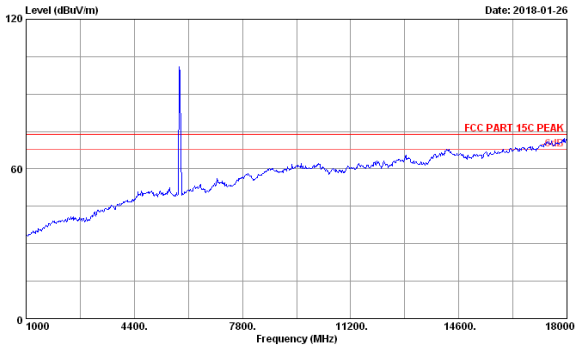

Site no. : 3m Chamber Data no. : 19
Dis. / Ant. : 3m 2017 ANT 3006 HF Ant. pol. : VERTICAL
Limit : FCC PART 15C PEAK
Env. / Ins. : 23.1°C/52.5% Engineer : Kayle
EUT : Gemini M/N:Gemini WiFi
Power rating : DC 5V From Adapter Input AC 120V/60Hz
Test Mode : IEEE802.11a 5825MHz Tx Mode

Data: 20 File: F:\2017 Report\P\Planet\ACS17Q1941-WIFI-5G-band4-FCC.EM6 (68)

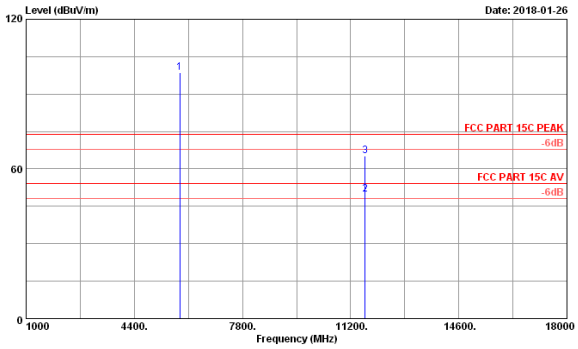

Site no. : 3m Chamber Data no. : 20
Dis. / Ant. : 3m 2017 ANT 3006 HF Ant. pol. : VERTICAL
Limit : FCC PART 15C PEAK
Env. / Ins. : 23.1°C/52.5% Engineer : Kayle
EUT : Gemini M/N:Gemini WiFi
Power rating : DC 5V From Adapter Input AC 120V/60Hz
Test Mode : IEEE802.11a 5825MHz Tx Mode

No.	Freq. (MHz)	Ant. Factor (dB/m)	Cable Loss (dB)	Reading (dBuV)	Amp factor (dB)	Emission Level (dBuV/m)	Limits (dBuV/m)	Margin (dB)	Remark
1	5825.00	33.29	16.52	84.12	35.35	98.58	74.00	-24.58	Peak
2	11650.00	38.17	21.55	25.20	35.02	49.90	54.00	4.10	Average
3	11650.00	38.17	21.55	40.60	35.02	65.30	74.00	8.70	Peak

Remarks: 1. Emission Level= Antenna Factor + Cable Loss + Reading -Amp factor.
2. The emission levels that are 20dB below the official limit are not reported.

Data: 21 File: F:\2017 Report\P\Planet\ACS17Q1941-WIFI-5G-band4-FCC.EM6 (68)

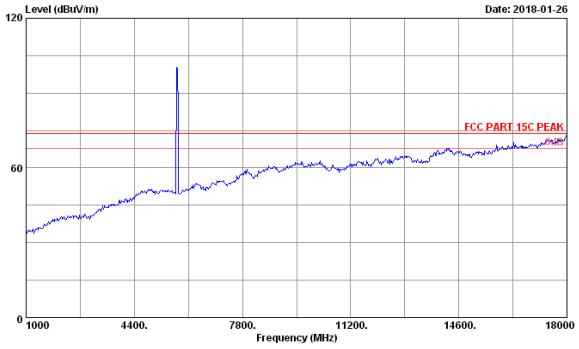

Site no. : 3m Chamber Data no. : 21
Dis. / Ant. : 3m 2017 ANT 3006 HF Ant. pol. : VERTICAL
Limit : FCC PART 15C PEAK
Env. / Ins. : 23.1°C/52.5% Engineer : Kayle
EUT : Gemini M/N:Gemini WiFi
Power rating : DC 5V From Adapter Input AC 120V/60Hz
Test Mode : IEEE802.11nHT20 5745MHz Tx Mode

Data: 22 File: F:\2017 Report\P\Planet\ACS17Q1941-WIFI-5G-band4-FCC.EM6 (68)

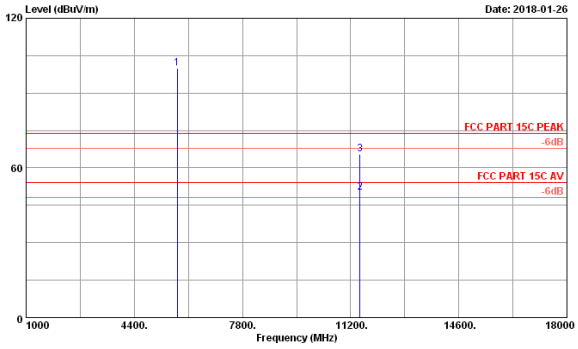

Site no. : 3m Chamber Data no. : 22
Dis. / Ant. : 3m 2017 ANT 3006 HF Ant. pol. : VERTICAL
Limit : FCC PART 15C PEAK
Env. / Ins. : 23.1°C/52.5% Engineer : Kayle
EUT : Gemini M/N:Gemini WiFi
Power rating : DC 5V From Adapter Input AC 120V/60Hz
Test Mode : IEEE802.11nHT20 5745MHz Tx Mode

No.	Freq. (MHz)	Ant. Factor (dB/m)	Cable Loss (dB)	Reading (dBuV)	Amp factor (dB)	Emission Level (dBuV/m)	Limits (dBuV/m)	Margin (dB)	Remark
1	5745.00	33.19	16.37	85.35	35.12	99.79	74.00	-25.79	Peak
2	11490.00	38.22	21.20	25.12	34.56	49.98	54.00	4.02	Average
3	11490.00	38.22	21.20	40.58	34.56	65.44	74.00	8.56	Peak

Remarks: 1. Emission Level= Antenna Factor + Cable Loss + Reading -Amp factor.
2. The emission levels that are 20dB below the official limit are not reported.

Data: 27 File: F:\2017 Report\P\Planet\ACS17Q1941-WIFI-5G-band4-FCC.EM6 (68)

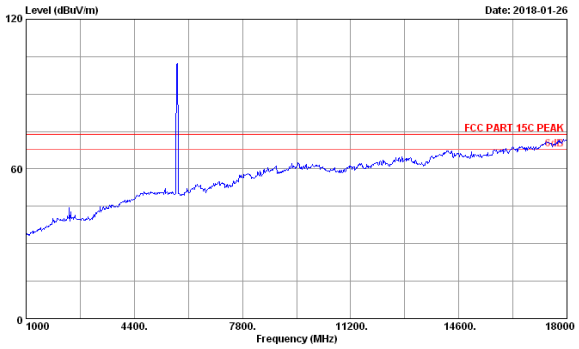

Site no. : 3m Chamber Data no. : 27
Dis. / Ant. : 3m 2017 ANT 3006 HF Ant. pol. : HORIZONTAL
Limit : FCC PART 15C PEAK
Env. / Ins. : 23.1°C/52.5% Engineer : Kayle
EUT : Gemini M/N:Gemini WiFi
Power rating : DC 5V From Adapter Input AC 120V/60Hz
Test Mode : IEEE802.11nHT20 5745MHz Tx Mode

Data: 28 File: F:\2017 Report\P\Planet\ACS17Q1941-WIFI-5G-band4-FCC.EM6 (68)

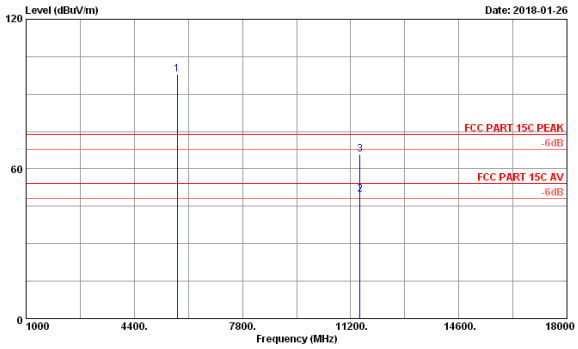

Site no. : 3m Chamber Data no. : 28
Dis. / Ant. : 3m 2017 ANT 3006 HF Ant. pol. : HORIZONTAL
Limit : FCC PART 15C PEAK
Env. / Ins. : 23.1°C/52.5% Engineer : Kayle
EUT : Gemini M/N:Gemini WiFi
Power rating : DC 5V From Adapter Input AC 120V/60Hz
Test Mode : IEEE802.11nHT20 5745MHz Tx Mode

No.	Freq. (MHz)	Ant. Factor (dB/m)	Cable Loss (dB)	Reading (dBuV)	Amp factor (dB)	Emission Level (dBuV/m)	Limits (dBuV/m)	Margin (dB)	Remark
1	5745.00	33.19	16.37	83.42	35.12	97.86	74.00	-23.86	Peak
2	11490.00	38.22	21.20	24.97	34.56	49.83	54.00	4.17	Average
3	11490.00	38.22	21.20	40.86	34.56	65.72	74.00	8.28	Peak

Remarks: 1. Emission Level= Antenna Factor + Cable Loss + Reading -Amp factor.
2. The emission levels that are 20dB below the official limit are not reported.

Data: 29 File: F:\2017 Report\P\Planet\ACS17Q1941-WIFI-5G-band4-FCC.EM6 (68)

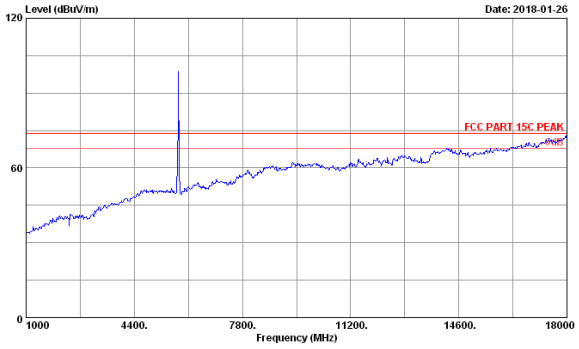

Site no. : 3m Chamber Data no. : 29
Dis. / Ant. : 3m 2017 ANT 3006 HF Ant. pol. : HORIZONTAL
Limit : FCC PART 15C PEAK
Env. / Ins. : 23.1°C/52.5% Engineer : Kayle
EUT : Gemini M/N:Gemini WiFi
Power rating : DC 5V From Adapter Input AC 120V/60Hz
Test Mode : IEEE802.11nHT20 5785MHz Tx Mode

Data: 30 File: F:\2017 Report\P\Planet\ACS17Q1941-WIFI-5G-band4-FCC.EM6 (68)

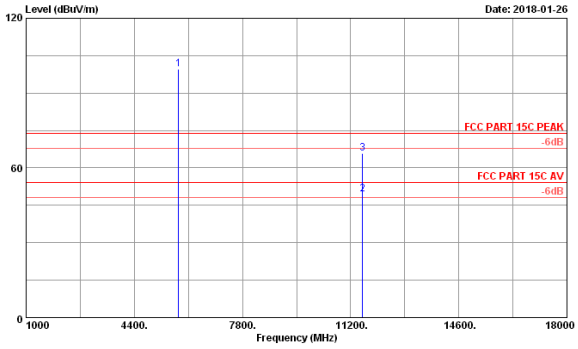

Site no. : 3m Chamber Data no. : 30
Dis. / Ant. : 3m 2017 ANT 3006 HF Ant. pol. : HORIZONTAL
Limit : FCC PART 15C PEAK
Env. / Ins. : 23.1°C/52.5% Engineer : Kayle
EUT : Gemini M/N:Gemini WiFi
Power rating : DC 5V From Adapter Input AC 120V/60Hz
Test Mode : IEEE802.11nHT20 5785MHz Tx Mode

No.	Freq. (MHz)	Ant. Factor (dB/m)	Cable Loss (dB)	Reading (dBuV)	Amp factor (dB)	Emission Level (dBuV/m)	Limits (dBuV/m)	Margin (dB)	Remark
1	5785.00	33.23	16.44	85.16	35.28	99.55	74.00	-25.55	Peak
2	11570.00	38.19	21.36	24.67	34.74	49.48	54.00	4.52	Average
3	11570.00	38.19	21.36	40.96	34.74	65.77	74.00	8.23	Peak

Remarks: 1. Emission Level= Antenna Factor + Cable Loss + Reading -Amp factor.
2. The emission levels that are 20dB below the official limit are not reported.

Data: 31 File: F:\2017 Report\P\Planet\ACS17Q1941-WIFI-5G-band4-FCC.EM6 (68)

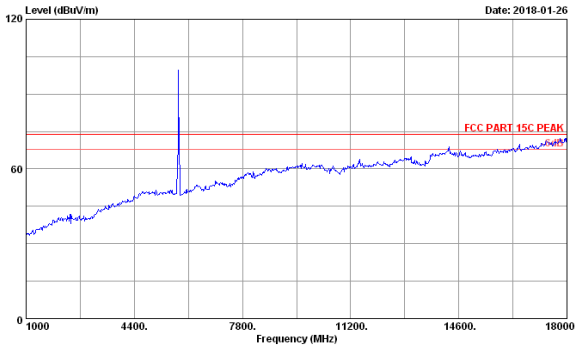

Site no. : 3m Chamber Data no. : 31
Dis. / Ant. : 3m 2017 ANT 3006 HF Ant. pol. : VERTICAL
Limit : FCC PART 15C PEAK
Env. / Ins. : 23.1°C/52.5% Engineer : Kayle
EUT : Gemini M/N:Gemini WiFi
Power rating : DC 5V From Adapter Input AC 120V/60Hz
Test Mode : IEEE802.11nHT20 5785MHz Tx Mode

Data: 32 File: F:\2017 Report\P\Planet\ACS17Q1941-WIFI-5G-band4-FCC.EM6 (68)

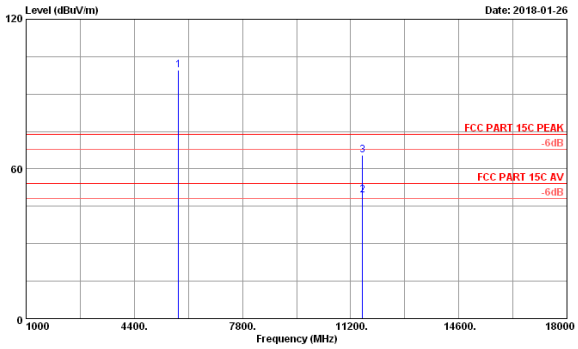

Site no. : 3m Chamber Data no. : 32
Dis. / Ant. : 3m 2017 ANT 3006 HF Ant. pol. : VERTICAL
Limit : FCC PART 15C PEAK
Env. / Ins. : 23.1°C/52.5% Engineer : Kayle
EUT : Gemini M/N:Gemini WiFi
Power rating : DC 5V From Adapter Input AC 120V/60Hz
Test Mode : IEEE802.11nHT20 5785MHz Tx Mode

No.	Freq. (MHz)	Ant. Factor (dB/m)	Cable Loss (dB)	Reading (dBuV)	Amp factor (dB)	Emission Level (dBuV/m)	Limits (dBuV/m)	Margin (dB)	Remark
1	5785.00	33.23	16.44	85.19	35.28	99.58	74.00	-25.58	Peak
2	11570.00	38.19	21.36	24.66	34.74	49.47	54.00	4.53	Average
3	11570.00	38.19	21.36	40.57	34.74	65.38	74.00	8.62	Peak

Remarks: 1. Emission Level= Antenna Factor + Cable Loss + Reading -Amp factor.
2. The emission levels that are 20dB below the official limit are not reported.

Data: 33 File: F:\2017 Report\P\Planet\ACS17Q1941-WIFI-5G-band4-FCC.EM6 (68)

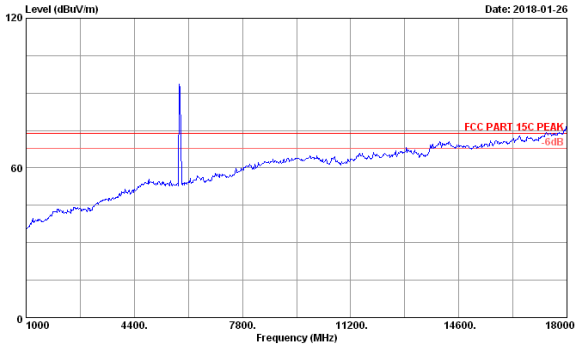

Site no. : 3m Chamber Data no. : 33
Dis. / Ant. : 3m 2017 ANT 3006 HF Ant. pol. : VERTICAL
Limit : FCC PART 15C PEAK
Env. / Ins. : 23.1°C/52.5% Engineer : Kayle
EUT : Gemini M/N:Gemini WiFi
Power rating : DC 5V From Adapter Input AC 120V/60Hz
Test Mode : IEEE802.11nHT20 5825MHz Tx Mode

Data: 34 File: F:\2017 Report\P\Planet\ACS17Q1941-WIFI-5G-band4-FCC.EM6 (68)

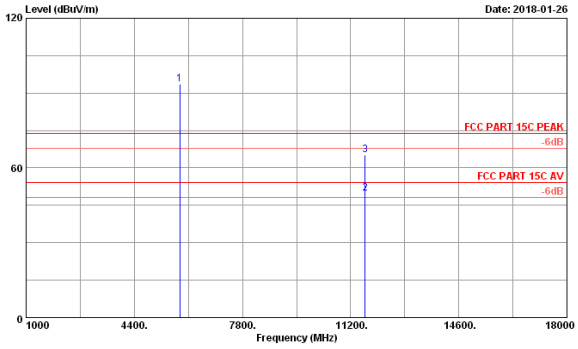

Site no. : 3m Chamber Data no. : 34
Dis. / Ant. : 3m 2017 ANT 3006 HF Ant. pol. : VERTICAL
Limit : FCC PART 15C PEAK
Env. / Ins. : 23.1°C/52.5% Engineer : Kayle
EUT : Gemini M/N:Gemini WiFi
Power rating : DC 5V From Adapter Input AC 120V/60Hz
Test Mode : IEEE802.11nHT20 5825MHz Tx Mode

No.	Freq. (MHz)	Ant. Factor (dB/m)	Cable Loss (dB)	Reading (dBuV)	Amp factor (dB)	Emission Level (dBuV/m)	Limits (dBuV/m)	Margin (dB)	Remark
1	5825.00	33.29	16.52	78.99	35.35	93.45	74.00	-19.45	Peak
2	11650.00	38.17	21.55	24.98	35.02	49.68	54.00	4.32	Average
3	11650.00	38.17	21.55	40.59	35.02	65.29	74.00	8.71	Peak

Remarks: 1. Emission Level= Antenna Factor + Cable Loss + Reading -Amp factor.
2. The emission levels that are 20dB below the official limit are not reported.

Data: 39 File: F:\2017 Report\P\Planet\ACS17Q1941-WIFI-5G-band4-FCC.EM6 (68)

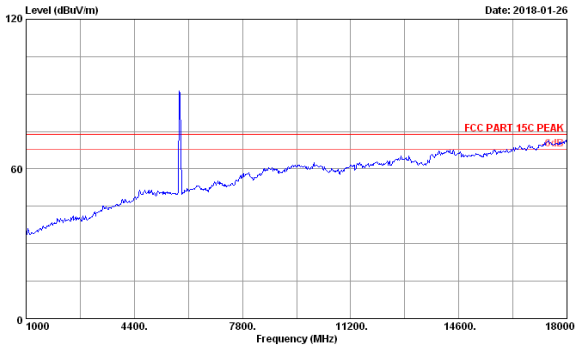

Site no. : 3m Chamber Data no. : 39
Dis. / Ant. : 3m 2017 ANT 3006 HF Ant. pol. : HORIZONTAL
Limit : FCC PART 15C PEAK
Env. / Ins. : 23.1°C/52.5% Engineer : Kayle
EUT : Gemini M/N:Gemini WiFi
Power rating : DC 5V From Adapter Input AC 120V/60Hz
Test Mode : IEEE802.11nHT20 5825MHz Tx Mode

Data: 40 File: F:\2017 Report\P\Planet\ACS17Q1941-WIFI-5G-band4-FCC.EM6 (68)

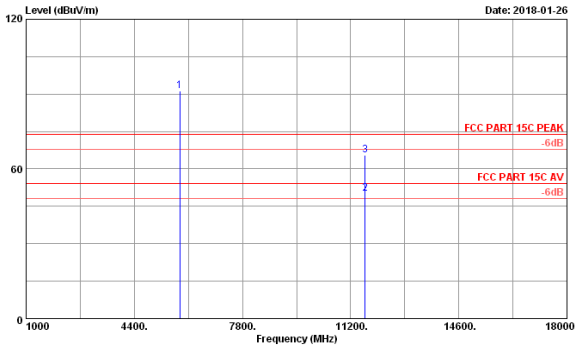

Site no. : 3m Chamber Data no. : 40
Dis. / Ant. : 3m 2017 ANT 3006 HF Ant. pol. : HORIZONTAL
Limit : FCC PART 15C PEAK
Env. / Ins. : 23.1°C/52.5% Engineer : Kayle
EUT : Gemini M/N:Gemini WiFi
Power rating : DC 5V From Adapter Input AC 120V/60Hz
Test Mode : IEEE802.11nHT20 5825MHz Tx Mode

No.	Freq. (MHz)	Ant. Factor (dB/m)	Cable Loss (dB)	Reading (dBuV)	Amp factor (dB)	Emission Level (dBuV/m)	Limits (dBuV/m)	Margin (dB)	Remark
1	5825.00	33.29	16.52	76.65	35.35	91.11	74.00	-17.11	Peak
2	11650.00	38.17	21.55	25.58	35.02	50.28	54.00	3.72	Average
3	11650.00	38.17	21.55	40.88	35.02	65.58	74.00	8.42	Peak

Remarks: 1. Emission Level= Antenna Factor + Cable Loss + Reading -Amp factor.
2. The emission levels that are 20dB below the official limit are not reported.

Data: 41 File: F:\2017 Report\P\Planet\ACS17Q1941-WIFI-5G-band4-FCC.EM6 (68)

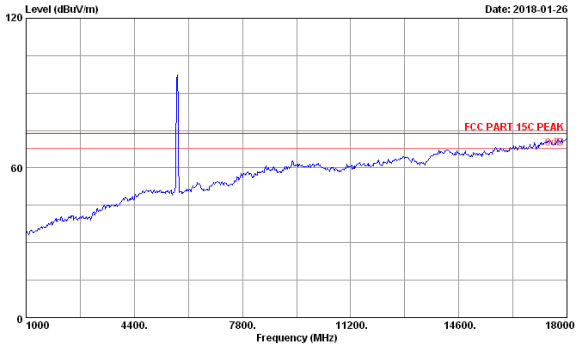

Site no. : 3m Chamber Data no. : 41
Dis. / Ant. : 3m 2017 ANT 3006 HF Ant. pol. : HORIZONTAL
Limit : FCC PART 15C PEAK
Env. / Ins. : 23.1°C/52.5% Engineer : Kayle
EUT : Gemini M/N:Gemini WiFi
Power rating : DC 5V From Adapter Input AC 120V/60Hz
Test Mode : IEEE802.11nHT40 5755MHz Tx Mode

Data: 42 File: F:\2017 Report\P\Planet\ACS17Q1941-WIFI-5G-band4-FCC.EM6 (68)

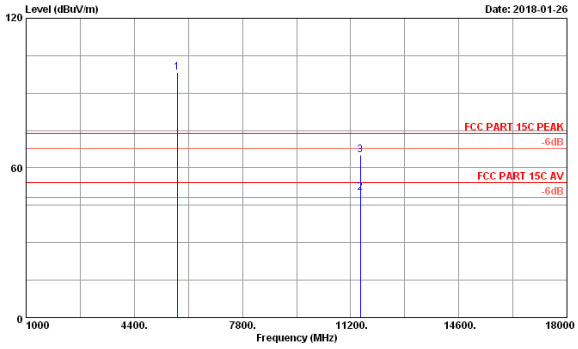

Site no. : 3m Chamber Data no. : 42
Dis. / Ant. : 3m 2017 ANT 3006 HF Ant. pol. : HORIZONTAL
Limit : FCC PART 15C PEAK
Env. / Ins. : 23.1°C/52.5% Engineer : Kayle
EUT : Gemini M/N:Gemini WiFi
Power rating : DC 5V From Adapter Input AC 120V/60Hz
Test Mode : IEEE802.11nHT40 5755MHz Tx Mode

No.	Freq. (MHz)	Ant. Factor (dB/m)	Cable Loss (dB)	Reading (dBuV)	Amp factor (dB)	Emission Level (dBuV/m)	Limits (dBuV/m)	Margin (dB)	Remark
1	5755.00	33.21	16.40	83.64	35.12	98.13	74.00	-24.13	Peak
2	11510.00	38.20	21.24	25.14	34.47	50.11	54.00	3.89	Average
3	11510.00	38.20	21.24	40.35	34.47	65.32	74.00	8.68	Peak

Remarks: 1. Emission Level= Antenna Factor + Cable Loss + Reading -Amp factor.
2. The emission levels that are 20dB below the official limit are not reported.

Data: 47 File: F:\2017 Report\P\Planet\ACS17Q1941-WIFI-5G-band4-FCC.EM6 (68)

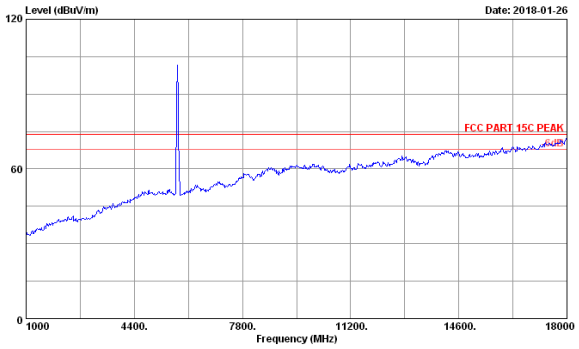

Site no. : 3m Chamber Data no. : 47
Dis. / Ant. : 3m 2017 ANT 3006 HF Ant. pol. : VERTICAL
Limit : FCC PART 15C PEAK
Env. / Ins. : 23.1°C/52.5% Engineer : Kayle
EUT : Gemini M/N:Gemini WiFi
Power rating : DC 5V From Adapter Input AC 120V/60Hz
Test Mode : IEEE802.11nHT40 5755MHz Tx Mode

Data: 48 File: F:\2017 Report\P\Planet\ACS17Q1941-WIFI-5G-band4-FCC.EM6 (68)

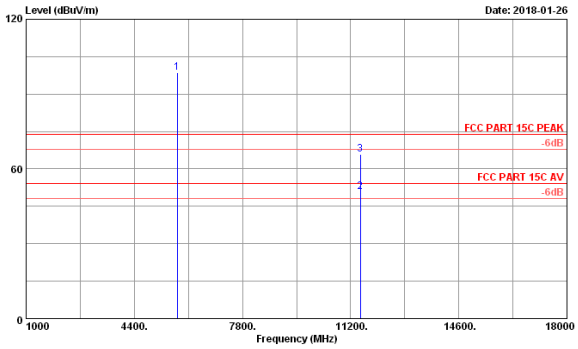

Site no. : 3m Chamber Data no. : 48
Dis. / Ant. : 3m 2017 ANT 3006 HF Ant. pol. : VERTICAL
Limit : FCC PART 15C PEAK
Env. / Ins. : 23.1°C/52.5% Engineer : Kayle
EUT : Gemini M/N:Gemini WiFi
Power rating : DC 5V From Adapter Input AC 120V/60Hz
Test Mode : IEEE802.11nHT40 5755MHz Tx Mode

No.	Freq. (MHz)	Ant. Factor (dB/m)	Cable Loss (dB)	Reading (dBuV)	Amp factor (dB)	Emission Level (dBuV/m)	Limits (dBuV/m)	Margin (dB)	Remark
1	5755.00	33.21	16.40	84.08	35.12	98.57	74.00	-24.57	Peak
2	11510.00	38.20	21.24	25.68	34.47	50.65	54.00	3.35	Average
3	11510.00	38.20	21.24	41.03	34.47	66.00	74.00	8.00	Peak

Remarks: 1. Emission Level= Antenna Factor + Cable Loss + Reading -Amp factor.
2. The emission levels that are 20dB below the official limit are not reported.

Data: 49 File: F:\2017 Report\P\Planet\ACS17Q1941-WIFI-5G-band4-FCC.EM6 (68)

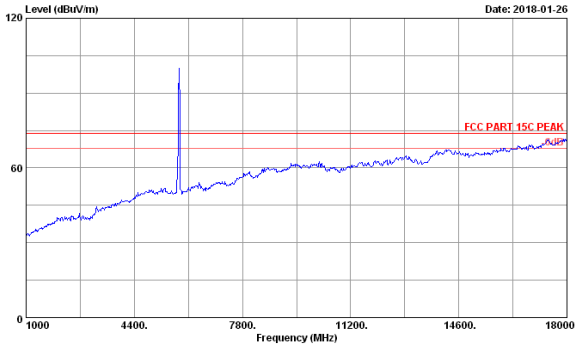

Site no. : 3m Chamber Data no. : 49
Dis. / Ant. : 3m 2017 ANT 3006 HF Ant. pol. : VERTICAL
Limit : FCC PART 15C PEAK
Env. / Ins. : 23.1°C/52.5% Engineer : Kayle
EUT : Gemini M/N:Gemini WiFi
Power rating : DC 5V From Adapter Input AC 120V/60Hz
Test Mode : IEEE802.11nHT40 5795MHz Tx Mode

Data: 50 File: F:\2017 Report\P\Planet\ACS17Q1941-WIFI-5G-band4-FCC.EM6 (68)

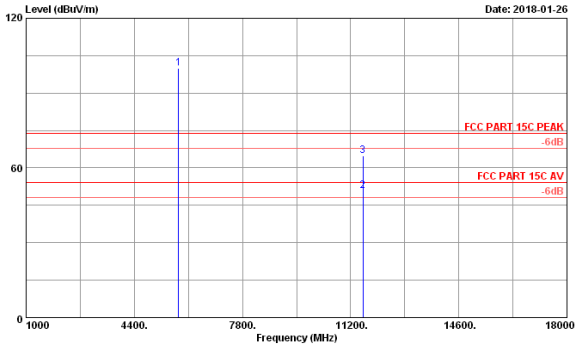

Site no. : 3m Chamber Data no. : 50
Dis. / Ant. : 3m 2017 ANT 3006 HF Ant. pol. : VERTICAL
Limit : FCC PART 15C PEAK
Env. / Ins. : 23.1°C/52.5% Engineer : Kayle
EUT : Gemini M/N:Gemini WiFi
Power rating : DC 5V From Adapter Input AC 120V/60Hz
Test Mode : IEEE802.11nHT40 5795MHz Tx Mode

No.	Freq. (MHz)	Ant. Factor (dB/m)	Cable Loss (dB)	Reading (dBuV)	Amp factor (dB)	Emission Level (dBuV/m)	Limits (dBuV/m)	Margin (dB)	Remark
1	5795.00	33.25	16.48	85.34	35.28	99.79	74.00	-25.79	Peak
2	11590.00	38.18	21.40	25.80	34.74	50.64	54.00	3.36	Average
3	11590.00	38.18	21.40	39.88	34.74	64.72	74.00	9.28	Peak

Remarks: 1. Emission Level= Antenna Factor + Cable Loss + Reading -Amp factor.
2. The emission levels that are 20dB below the official limit are not reported.

Data: 55 File: F:\2017 Report\P\Planet\ACS17Q1941-WIFI-5G-band4-FCC.EM6 (68)

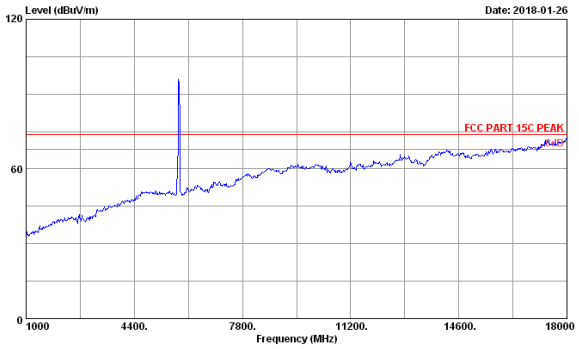

Site no. : 3m Chamber Data no. : 55
Dis. / Ant. : 3m 2017 ANT 3006 HF Ant. pol. : HORIZONTAL
Limit : FCC PART 15C PEAK
Env. / Ins. : 23.1°C/52.5% Engineer : Kayle
EUT : Gemini M/N:Gemini WiFi
Power rating : DC 5V From Adapter Input AC 120V/60Hz
Test Mode : IEEE802.11nHT40 5795MHz Tx Mode

Data: 56 File: F:\2017 Report\P\Planet\ACS17Q1941-WIFI-5G-band4-FCC.EM6 (68)

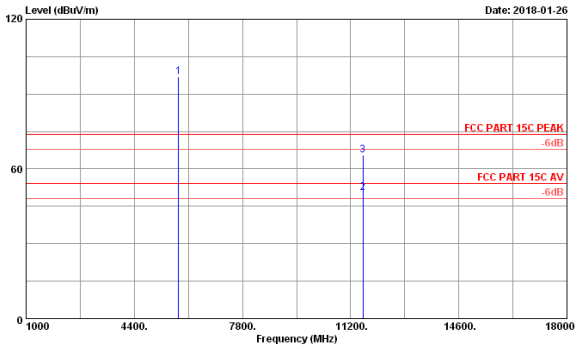

Site no. : 3m Chamber Data no. : 56
Dis. / Ant. : 3m 2017 ANT 3006 HF Ant. pol. : HORIZONTAL
Limit : FCC PART 15C PEAK
Env. / Ins. : 23.1°C/52.5% Engineer : Kayle
EUT : Gemini M/N:Gemini WiFi
Power rating : DC 5V From Adapter Input AC 120V/60Hz
Test Mode : IEEE802.11nHT40 5795MHz Tx Mode

No.	Freq. (MHz)	Ant. Factor (dB/m)	Cable Loss (dB)	Reading (dBuV)	Amp factor (dB)	Emission Level (dBuV/m)	Limits (dBuV/m)	Margin (dB)	Remark
1	5794.00	33.25	16.48	82.59	35.28	97.04	74.00	-23.04	Peak
2	11590.00	38.18	21.40	25.67	34.74	50.51	54.00	3.49	Average
3	11590.00	38.18	21.40	40.55	34.74	65.39	74.00	8.61	Peak

Remarks: 1. Emission Level= Antenna Factor + Cable Loss + Reading -Amp factor.
2. The emission levels that are 20dB below the official limit are not reported.

Data: 57 File: F:\2017 Report\P\Planet\ACS17Q1941-WIFI-5G-band4-FCC.EM6 (68)

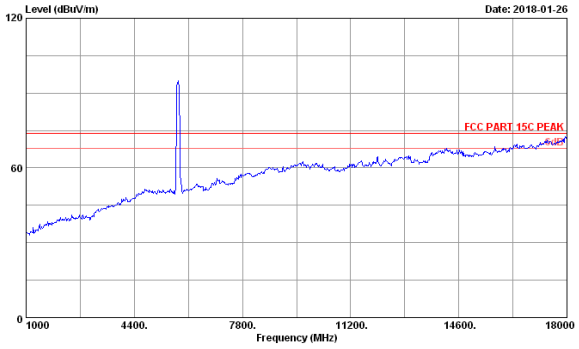

Site no. : 3m Chamber Data no. : 57
Dis. / Ant. : 3m 2017 ANT 3006 HF Ant. pol. : HORIZONTAL
Limit : FCC PART 15C PEAK
Env. / Ins. : 23.1°C/52.5% Engineer : Kayle
EUT : Gemini M/N:Gemini WiFi
Power rating : DC 5V From Adapter Input AC 120V/60Hz
Test Mode : IEEE802.11nHT80 5775MHz Tx Mode

Data: 58 File: F:\2017 Report\P\Planet\ACS17Q1941-WIFI-5G-band4-FCC.EM6 (68)

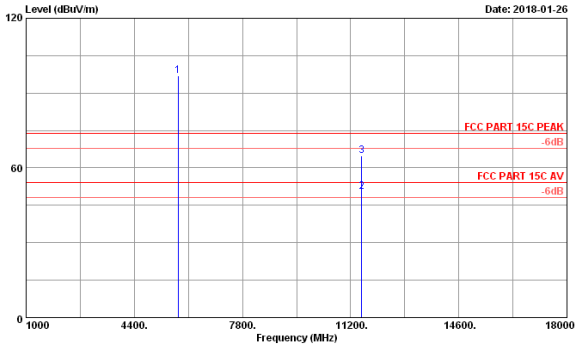

Site no. : 3m Chamber Data no. : 58
Dis. / Ant. : 3m 2017 ANT 3006 HF Ant. pol. : HORIZONTAL
Limit : FCC PART 15C PEAK
Env. / Ins. : 23.1°C/52.5% Engineer : Kayle
EUT : Gemini M/N:Gemini WiFi
Power rating : DC 5V From Adapter Input AC 120V/60Hz
Test Mode : IEEE802.11nHT80 5775MHz Tx Mode

No.	Freq. (MHz)	Ant. Factor (dB/m)	Cable Loss (dB)	Reading (dBuV)	Amp factor (dB)	Emission Level (dBuV/m)	Limits (dBuV/m)	Margin (dB)	Remark
1	5775.00	33.23	16.44	82.57	35.20	97.04	74.00	-23.04	Peak
2	11550.00	38.19	21.32	25.46	34.65	50.32	54.00	3.68	Average
3	11550.00	38.19	21.32	39.86	34.65	64.72	74.00	9.28	Peak

Remarks: 1. Emission Level= Antenna Factor + Cable Loss + Reading -Amp factor.
2. The emission levels that are 20dB below the official limit are not reported.

Data: 67 File: F:\2017 Report\P\Planet\ACS17Q1941-WIFI-5G-band4-FCC.EM6 (68)

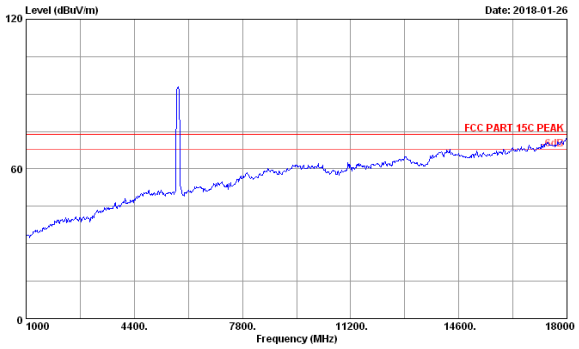

Site no. : 3m Chamber Data no. : 67
Dis. / Ant. : 3m 2017 ANT 3006 HF Ant. pol. : VERTICAL
Limit : FCC PART 15C PEAK
Env. / Ins. : 23.1°C/52.5% Engineer : Kayle
EUT : Gemini M/N:Gemini WiFi
Power rating : DC 5V From Adapter Input AC 120V/60Hz
Test Mode : IEEE802.11nHT80 5775MHz Tx Mode

Data: 68 File: F:\2017 Report\P\Planet\ACS17Q1941-WIFI-5G-band4-FCC.EM6 (68)

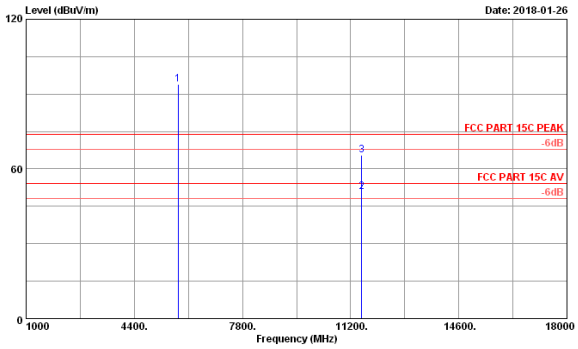

Site no. : 3m Chamber Data no. : 68
Dis. / Ant. : 3m 2017 ANT 3006 HF Ant. pol. : VERTICAL
Limit : FCC PART 15C PEAK
Env. / Ins. : 23.1°C/52.5% Engineer : Kayle
EUT : Gemini M/N:Gemini WiFi
Power rating : DC 5V From Adapter Input AC 120V/60Hz
Test Mode : IEEE802.11nHT80 5775MHz Tx Mode

No.	Freq. (MHz)	Ant. Factor (dB/m)	Cable Loss (dB)	Reading (dBuV)	Amp factor (dB)	Emission Level (dBuV/m)	Limits (dBuV/m)	Margin (dB)	Remark
1	5775.00	33.23	16.44	79.56	35.20	94.03	74.00	-20.03	Peak
2	11550.00	38.19	21.32	25.93	34.65	50.79	54.00	3.21	Average
3	11550.00	38.19	21.32	40.56	34.65	65.42	74.00	8.58	Peak

Remarks: 1. Emission Level= Antenna Factor + Cable Loss + Reading -Amp factor.
2. The emission levels that are 20dB below the official limit are not reported.

5. BAND EDGE COMPLIANCE TEST

5.1.Test Equipment

Item	Equipment	Manufacturer	Model No.	Serial No.	Last Cal.	Cal. Interval
1.	Spectrum	Agilent	E4446A	US44300459	Apr.22,17	1 Year
2.	Amp	HP	8449B	3008A02495	Apr.22.17	1 Year
3.	Horn Antenna	ETC	MCTD 1209	DRH15F03006	May.15,17	1 Year
4.	HF Cable	Hubersuhner	Sucoflex104	274094/4	Apr.22,17	1 Year

5.2.Limit

For transmitters operating in the band 5150-5250 MHz, all emissions outside the band 5150-5350 MHz shall not exceed -27 dBm/MHz e.i.r.p.
For devices with both operating frequencies and channel bandwidths contained within the band 5250-5350 MHz,
All emissions outside the band 5250-5350 MHz shall not exceed -27 dBm/MHz e.i.r.p.
For transmitters operating in the band 5470-5725MHz,Emissions outside the band 5470-5725 MHz shall not exceed -27 dBm/MHz e.i.r.p.
For the band 5725-5850 MHz, emissions at frequencies from the band edges to 10 MHz above or below the band edges shall not exceed -17 dBm/MHz e.i.r.p.
For emissions at frequencies more than 10 MHz above or below the band edges, the emissions power shall not exceed -27 dBm/MHz.

5.3.Test Procedure

1. The EUT is placed on a turntable, which is 0.8m above the ground plane and worked at highest radiated power.
2. The turntable was rotated for 360 degrees to determine the position of maximum emission level.
3. EUT is set 3m away from the receiving antenna, which is varied from 1m to 4m to find out the highest emission.
4. Set the spectrum analyzer in the following setting in order to capture the lower and upper band-edges of the emission:
   (a) PEAK: RBW=1MHz; VBW=3MHz; Sweep=AUTO
   (b) AVERAGE: RBW=1MHz; VBW=10Hz; Sweep=AUTO
5. Per KDB789033 clause H 2)d).if the test distance is 3m,the EIRP(dBm)=E(dBuv/m)-95.2
   Get the final compare with limit.

5.4.Test Results

Pass (The testing data was attached in the next pages.)

5180-5240MHz Band:

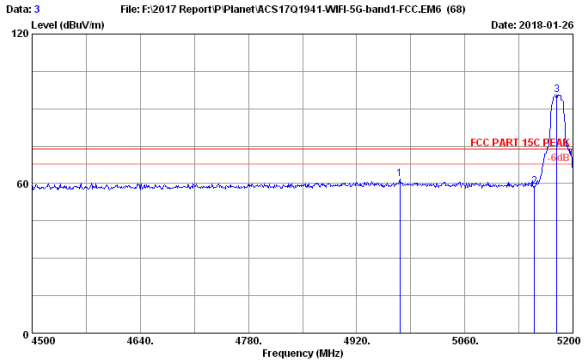

Site no. : 3m Chamber Data no. : 3
Dis. / Ant. : 3m 2017 ANT 3006 HF Ant. pol. : VERTICAL
Limit : FCC PART 15C PEAK
Env. / Ins. : 23.1°C/52.5% Engineer : Kayle
EUT : Gemini M/N:Gemini WiFi
Power rating : DC 5V From Adapter Input AC 120V/60Hz
Test Mode : IEEE802.11a 5180MHz Tx Mode

No.	Freq. (MHz)	Ant. Factor (dB/m)	Cable Loss (dB)	Reading (dBuV)	Amp factor (dB)	Emission Level (dBuV/m)	Limits (dBuV/m)	Margin (dB)	Remark
1	4976.00	33.77	14.75	47.01	33.66	61.87	74.00	12.13	Peak
2	5150.00	33.53	15.11	44.04	33.87	58.81	74.00	15.19	Peak
3	5179.00	33.47	15.18	80.90	33.91	95.64	74.00	-21.64	Peak

Remarks: 1. Emission Level= Antenna Factor + Cable Loss + Reading -Amp factor.
2. The emission levels that are 20dB below the official limit are not reported.

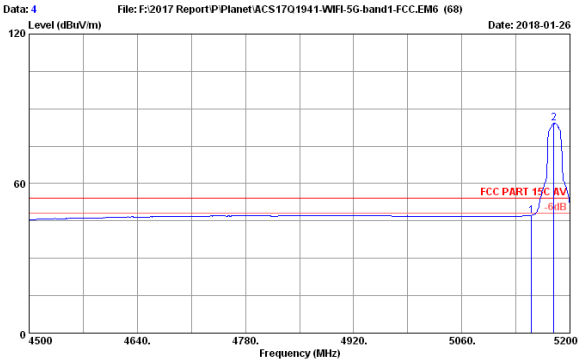

Site no. : 3m Chamber Data no. : 4
Dis. / Ant. : 3m 2017 ANT 3006 HF Ant. pol. : VERTICAL
Limit : FCC PART 15C AV
Env. / Ins. : 23.1°C/52.5% Engineer : Kayle
EUT : Gemini M/N:Gemini WiFi
Power rating : DC 5V From Adapter Input AC 120V/60Hz
Test Mode : IEEE802.11a 5180MHz Tx Mode

No.	Freq. (MHz)	Ant. Factor (dB/m)	Cable Loss (dB)	Reading (dBuV)	Amp factor (dB)	Emission Level (dBuV/m)	Limits (dBuV/m)	Margin (dB)	Remark
1	5150.00	33.53	15.11	32.52	33.87	47.29	54.00	6.71	Average
2	5179.00	33.47	15.18	69.41	33.91	84.15	54.00	-30.15	Average

Remarks: 1. Emission Level= Antenna Factor + Cable Loss + Reading -Amp factor.
2. The emission levels that are 20dB below the official limit are not reported.

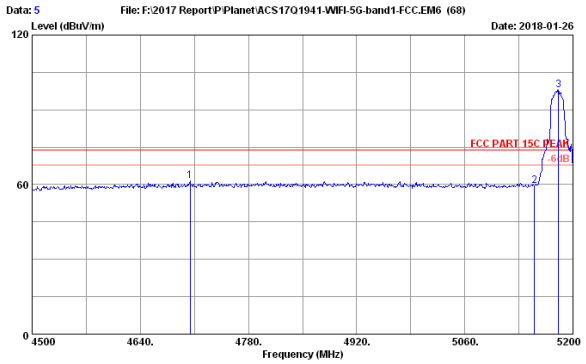

Site no. : 3m Chamber Data no. : 5
Dis. / Ant. : 3m 2017 ANT 3006 HF Ant. pol. : HORIZONTAL
Limit : FCC PART 15C PEAK
Env. / Ins. : 23.1°C/52.5% Engineer : Kayle
EUT : Gemini M/N:Gemini WiFi
Power rating : DC 5V From Adapter Input AC 120V/60Hz
Test Mode : IEEE802.11a 5180MHz Tx Mode

No.	Freq. (MHz)	Ant. Factor (dB/m)	Cable Loss (dB)	Reading (dBuV)	Amp factor (dB)	Emission Level (dBuV/m)	Limits (dBuV/m)	Margin (dB)	Remark
1	4704.40	33.21	14.38	47.76	33.92	61.43	74.00	12.57	Peak
2	5150.00	33.53	15.11	44.89	33.87	59.66	74.00	14.34	Peak
3	5181.10	33.47	15.18	83.34	33.91	98.08	74.00	-24.08	Peak

Remarks: 1. Emission Level= Antenna Factor + Cable Loss + Reading -Amp factor.
2. The emission levels that are 20dB below the official limit are not reported.

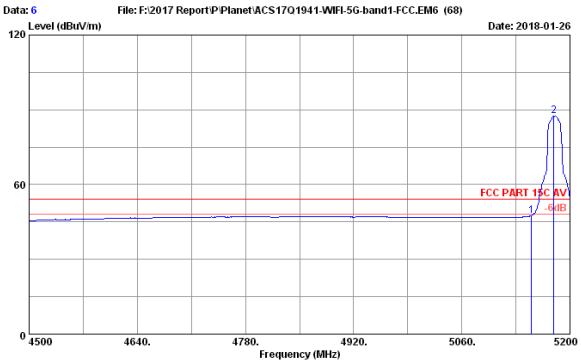

Site no. : 3m Chamber Data no. : 6
Dis. / Ant. : 3m 2017 ANT 3006 HF Ant. pol. : HORIZONTAL
Limit : FCC PART 15C AV
Env. / Ins. : 23.1°C/52.5% Engineer : Kayle
EUT : Gemini M/N:Gemini WiFi
Power rating : DC 5V From Adapter Input AC 120V/60Hz
Test Mode : IEEE802.11a 5180MHz Tx Mode

No.	Freq. (MHz)	Ant. Factor (dB/m)	Cable Loss (dB)	Reading (dBuV)	Amp factor (dB)	Emission Level (dBuV/m)	Limits (dBuV/m)	Margin (dB)	Remark
1	5150.00	33.53	15.11	32.83	33.87	47.60	54.00	6.40	Average
2	5179.00	33.47	15.18	72.73	33.91	87.47	54.00	-33.47	Average

Remarks: 1. Emission Level= Antenna Factor + Cable Loss + Reading -Amp factor.
2. The emission levels that are 20dB below the official limit are not reported.

Data: 15 File: F:\2017 Report\P\Planet\ACS17Q1941-WIFI-5G-band1-FCC.EM6 (68)

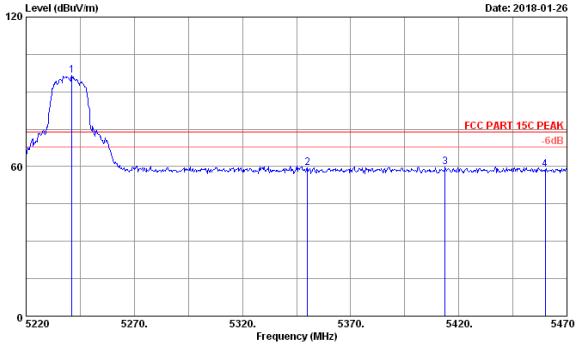

Site no. : 3m Chamber Data no. : 15
Dis. / Ant. : 3m 2017 ANT 3006 HF Ant. pol. : VERTICAL
Limit : FCC PART 15C PEAK
Env. / Ins. : 23.1°C/52.5% Engineer : Kayle
EUT : Gemini M/N:Gemini WiFi
Power rating : DC 5V From Adapter Input AC 120V/60Hz
Test Mode : IEEE802.11a 5240MHz Tx Mode

No.	Freq. (MHz)	Ant. Factor (dB/m)	Cable Loss (dB)	Reading (dBuV)	Amp factor (dB)	Emission Level (dBuV/m)	Limits (dBuV/m)	Margin (dB)	Remark
1	5241.25	33.38	15.30	81.76	33.99	96.45	74.00	-22.45	Peak
2	5350.00	33.17	15.53	45.03	34.18	59.55	74.00	14.45	Peak
3	5413.75	33.05	15.68	45.50	34.25	59.98	74.00	14.02	Peak
4	5460.00	32.99	15.75	44.27	34.33	58.68	74.00	15.32	Peak

Remarks: 1. Emission Level= Antenna Factor + Cable Loss + Reading -Amp factor.
2. The emission levels that are 20dB below the official limit are not reported.

Data: 16 File: F:\2017 Report\P\Planet\ACS17Q1941-WIFI-5G-band1-FCC.EM6 (68)

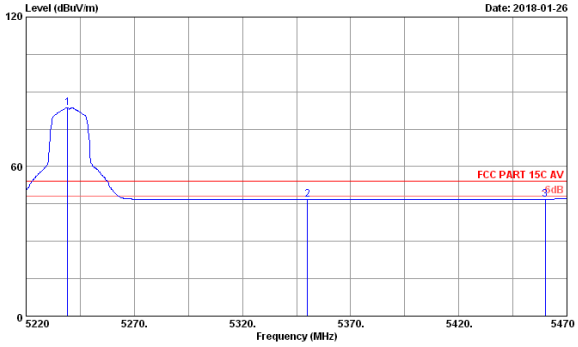

Site no. : 3m Chamber Data no. : 16
Dis. / Ant. : 3m 2017 ANT 3006 HF Ant. pol. : VERTICAL
Limit : FCC PART 15C AV
Env. / Ins. : 23.1°C/52.5% Engineer : Kayle
EUT : Gemini M/N:Gemini WiFi
Power rating : DC 5V From Adapter Input AC 120V/60Hz
Test Mode : IEEE802.11a 5240MHz Tx Mode

No.	Freq. (MHz)	Ant. Factor (dB/m)	Cable Loss (dB)	Reading (dBuV)	Amp factor (dB)	Emission Level (dBuV/m)	Limits (dBuV/m)	Margin (dB)	Remark
1	5239.25	33.38	15.30	68.92	33.99	83.61	54.00	-29.61	Average
2	5350.00	33.17	15.53	32.27	34.18	46.79	54.00	7.21	Average
3	5460.00	32.99	15.75	32.51	34.33	46.92	54.00	7.08	Average

Remarks: 1. Emission Level= Antenna Factor + Cable Loss + Reading -Amp factor.
2. The emission levels that are 20dB below the official limit are not reported.

Data: 17 File: F:\2017 Report\P\Planet\ACS17Q1941-WIFI-5G-band1-FCC.EM6 (68)

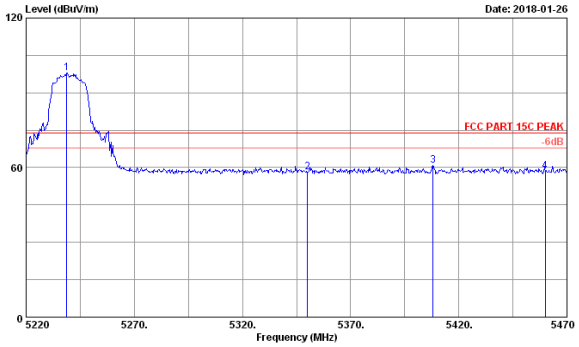

Site no. : 3m Chamber Data no. : 17
Dis. / Ant. : 3m 2017 ANT 3006 HF Ant. pol. : HORIZONTAL
Limit : FCC PART 15C PEAK
Env. / Ins. : 23.1°C/52.5% Engineer : Kayle
EUT : Gemini M/N:Gemini WiFi
Power rating : DC 5V From Adapter Input AC 120V/60Hz
Test Mode : IEEE802.11a 5240MHz Tx Mode

No.	Freq. (MHz)	Ant. Factor (dB/m)	Cable Loss (dB)	Reading (dBuV)	Amp factor (dB)	Emission Level (dBuV/m)	Limits (dBuV/m)	Margin (dB)	Remark
1	5238.75	33.38	15.30	83.40	33.99	98.09	74.00	-24.09	Peak
2	5350.00	33.17	15.53	43.49	34.18	58.01	74.00	15.99	Peak
3	5408.00	33.08	15.64	46.26	34.25	60.73	74.00	13.27	Peak
4	5460.00	32.99	15.75	44.07	34.33	58.48	74.00	15.52	Peak

Remarks: 1. Emission Level= Antenna Factor + Cable Loss + Reading -Amp factor.
2. The emission levels that are 20dB below the official limit are not reported.

Data: 18 File: F:\2017 Report\P\Planet\ACS17Q1941-WIFI-5G-band1-FCC.EM6 (68)

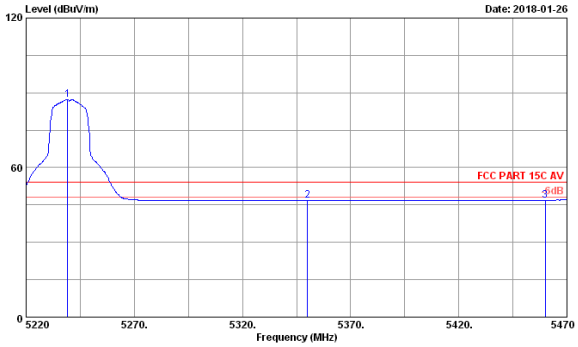

Site no. : 3m Chamber Data no. : 18
Dis. / Ant. : 3m 2017 ANT 3006 HF Ant. pol. : HORIZONTAL
Limit : FCC PART 15C AV
Env. / Ins. : 23.1°C/52.5% Engineer : Kayle
EUT : Gemini M/N:Gemini WiFi
Power rating : DC 5V From Adapter Input AC 120V/60Hz
Test Mode : IEEE802.11a 5240MHz Tx Mode

No.	Freq. (MHz)	Ant. Factor (dB/m)	Cable Loss (dB)	Reading (dBuV)	Amp factor (dB)	Emission Level (dBuV/m)	Limits (dBuV/m)	Margin (dB)	Remark
1	5239.25	33.38	15.30	72.68	33.99	87.37	54.00	-33.37	Average
2	5350.00	33.17	15.53	32.26	34.18	46.78	54.00	7.22	Average
3	5460.00	32.99	15.75	32.53	34.33	46.94	54.00	7.06	Average

Remarks: 1. Emission Level= Antenna Factor + Cable Loss + Reading -Amp factor.
2. The emission levels that are 20dB below the official limit are not reported.

Data: 23 File: F:\2017 Report\P\Planet\ACS17Q1941-WIFI-5G-band1-FCC.EM6 (68)

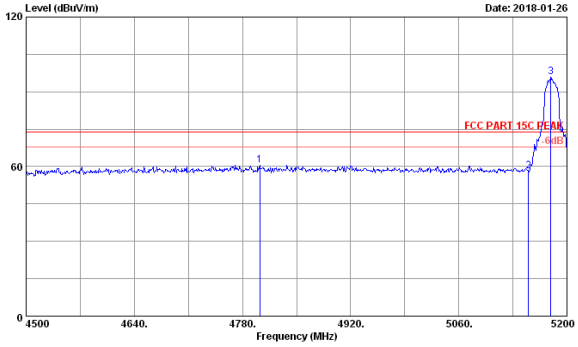

Site no. : 3m Chamber Data no. : 23
Dis. / Ant. : 3m 2017 ANT 3006 HF Ant. pol. : VERTICAL
Limit : FCC PART 15C PEAK
Env. / Ins. : 23.1°C/52.5% Engineer : Kayle
EUT : Gemini M/N:Gemini WiFi
Power rating : DC 5V From Adapter Input AC 120V/60Hz
Test Mode : IEEE802.11nHT20 5180MHz Tx Mode

No.	Freq. (MHz)	Ant. Factor (dB/m)	Cable Loss (dB)	Reading (dBuV)	Amp factor (dB)	Emission Level (dBuV/m)	Limits (dBuV/m)	Margin (dB)	Remark
1	4802.40	33.42	14.52	46.49	33.82	60.61	74.00	13.39	Peak
2	5150.00	33.53	15.11	43.28	33.87	58.05	74.00	15.95	Peak
3	5179.00	33.47	15.18	81.08	33.91	95.82	74.00	-21.82	Peak

Remarks: 1. Emission Level= Antenna Factor + Cable Loss + Reading -Amp factor.
2. The emission levels that are 20dB below the official limit are not reported.

Data: 24 File: F:\2017 Report\P\Planet\ACS17Q1941-WIFI-5G-band1-FCC.EM6 (68)

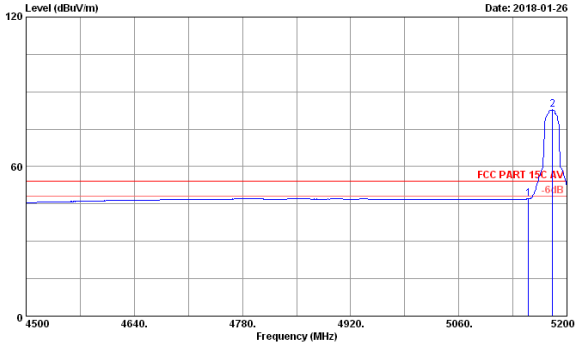

Site no. : 3m Chamber Data no. : 24
Dis. / Ant. : 3m 2017 ANT 3006 HF Ant. pol. : VERTICAL
Limit : FCC PART 15C AV
Env. / Ins. : 23.1°C/52.5% Engineer : Kayle
EUT : Gemini M/N:Gemini WiFi
Power rating : DC 5V From Adapter Input AC 120V/60Hz
Test Mode : IEEE802.11nHT20 5180MHz Tx Mode

No.	Freq. (MHz)	Ant. Factor (dB/m)	Cable Loss (dB)	Reading (dBuV)	Amp factor (dB)	Emission Level (dBuV/m)	Limits (dBuV/m)	Margin (dB)	Remark
1	5150.00	33.53	15.11	32.31	33.87	47.08	54.00	6.92	Average
2	5181.10	33.47	15.18	68.00	33.91	82.74	54.00	-28.74	Average

Remarks: 1. Emission Level= Antenna Factor + Cable Loss + Reading -Amp factor.
2. The emission levels that are 20dB below the official limit are not reported.

Data: 25 File: F:\2017 Report\P\Planet\ACS17Q1941-WIFI-5G-band1-FCC.EM6 (68)

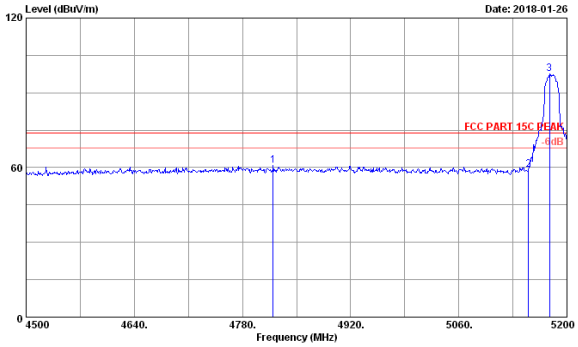

Site no. : 3m Chamber Data no. : 25
Dis. / Ant. : 3m 2017 ANT 3006 HF Ant. pol. : HORIZONTAL
Limit : FCC PART 15C PEAK
Env. / Ins. : 23.1°C/52.5% Engineer : Kayle
EUT : Gemini M/N:Gemini WiFi
Power rating : DC 5V From Adapter Input AC 120V/60Hz
Test Mode : IEEE802.11nHT20 5180MHz Tx Mode

No.	Freq. (MHz)	Ant. Factor (dB/m)	Cable Loss (dB)	Reading (dBuV)	Amp factor (dB)	Emission Level (dBuV/m)	Limits (dBuV/m)	Margin (dB)	Remark
1	4819.90	33.46	14.55	46.56	33.80	60.77	74.00	13.23	Peak
2	5150.00	33.53	15.11	44.28	33.87	59.05	74.00	14.95	Peak
3	5177.60	33.47	15.14	82.96	33.91	97.66	74.00	-23.66	Peak

Remarks: 1. Emission Level= Antenna Factor + Cable Loss + Reading -Amp factor.
2. The emission levels that are 20dB below the official limit are not reported.

Data: 26 File: F:\2017 Report\P\Planet\ACS17Q1941-WIFI-5G-band1-FCC.EM6 (68)

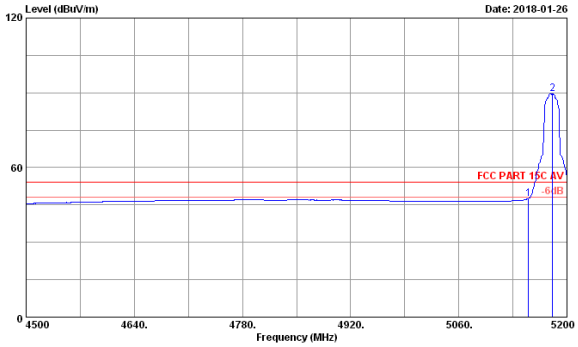

Site no. : 3m Chamber Data no. : 26
Dis. / Ant. : 3m 2017 ANT 3006 HF Ant. pol. : HORIZONTAL
Limit : FCC PART 15C AV
Env. / Ins. : 23.1°C/52.5% Engineer : Kayle
EUT : Gemini M/N:Gemini WiFi
Power rating : DC 5V From Adapter Input AC 120V/60Hz
Test Mode : IEEE802.11nHT20 5180MHz Tx Mode

No.	Freq. (MHz)	Ant. Factor (dB/m)	Cable Loss (dB)	Reading (dBuV)	Amp factor (dB)	Emission Level (dBuV/m)	Limits (dBuV/m)	Margin (dB)	Remark
1	5150.00	33.53	15.11	32.85	33.87	47.62	54.00	6.38	Average
2	5181.10	33.47	15.18	74.82	33.91	89.56	54.00	-35.56	Average

Remarks: 1. Emission Level= Antenna Factor + Cable Loss + Reading -Amp factor.
2. The emission levels that are 20dB below the official limit are not reported.

Data: 35 File: F:\2017 Report\P\Planet\ACS17Q1941-WIFI-5G-band1-FCC.EM6 (68)

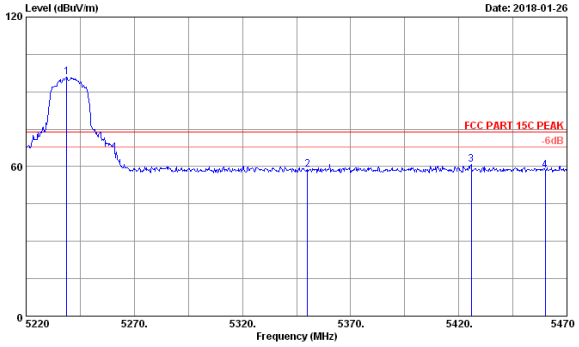

Site no. : 3m Chamber Data no. : 35
Dis. / Ant. : 3m 2017 ANT 3006 HF Ant. pol. : VERTICAL
Limit : FCC PART 15C PEAK
Env. / Ins. : 23.1°C/52.5% Engineer : Kayle
EUT : Gemini M/N:Gemini WiFi
Power rating : DC 5V From Adapter Input AC 120V/60Hz
Test Mode : IEEE802.11nHT20 5240MHz Tx Mode

No.	Freq. (MHz)	Ant. Factor (dB/m)	Cable Loss (dB)	Reading (dBuV)	Amp factor (dB)	Emission Level (dBuV/m)	Limits (dBuV/m)	Margin (dB)	Remark
1	5238.75	33.38	15.30	81.15	33.99	95.84	74.00	-21.84	Peak
2	5350.00	33.17	15.53	44.15	34.18	58.67	74.00	15.33	Peak
3	5425.75	33.05	15.68	46.50	34.29	60.94	74.00	13.06	Peak
4	5460.00	32.99	15.75	44.19	34.33	58.60	74.00	15.40	Peak

Remarks: 1. Emission Level= Antenna Factor + Cable Loss + Reading -Amp factor.
2. The emission levels that are 20dB below the official limit are not reported.

Data: 36 File: F:\2017 Report\P\Planet\ACS17Q1941-WIFI-5G-band1-FCC.EM6 (68)

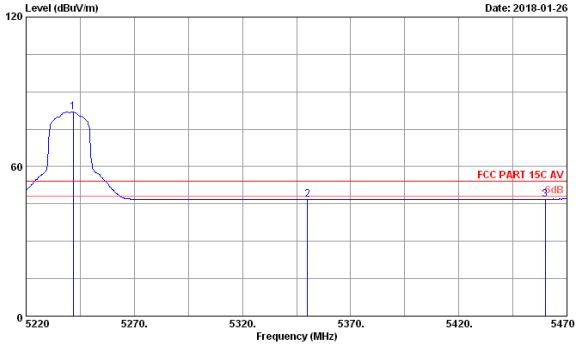

Site no. : 3m Chamber Data no. : 36
Dis. / Ant. : 3m 2017 ANT 3006 HF Ant. pol. : VERTICAL
Limit : FCC PART 15C AV
Env. / Ins. : 23.1°C/52.5% Engineer : Kayle
EUT : Gemini M/N:Gemini WiFi
Power rating : DC 5V From Adapter Input AC 120V/60Hz
Test Mode : IEEE802.11nHT20 5240MHz Tx Mode

No.	Freq. (MHz)	Ant. Factor (dB/m)	Cable Loss (dB)	Reading (dBuV)	Amp factor (dB)	Emission Level (dBuV/m)	Limits (dBuV/m)	Margin (dB)	Remark
1	5241.75	33.35	15.30	67.30	33.99	81.96	54.00	-27.96	Average
2	5350.00	33.17	15.53	32.26	34.18	46.78	54.00	7.22	Average
3	5460.00	32.99	15.75	32.53	34.33	46.94	54.00	7.06	Average

Remarks: 1. Emission Level= Antenna Factor + Cable Loss + Reading -Amp factor.
2. The emission levels that are 20dB below the official limit are not reported.

Data: 37 File: F:\2017 Report\P\Planet\ACS17Q1941-WIFI-5G-band1-FCC.EM6 (68)

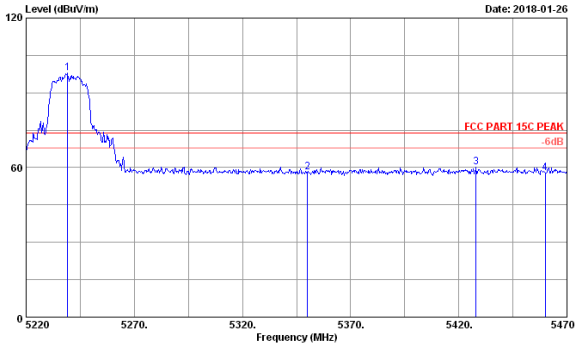

Site no. : 3m Chamber Data no. : 37
Dis. / Ant. : 3m 2017 ANT 3006 HF Ant. pol. : HORIZONTAL
Limit : FCC PART 15C PEAK
Env. / Ins. : 23.1°C/52.5% Engineer : Kayle
EUT : Gemini M/N:Gemini WiFi
Power rating : DC 5V From Adapter Input AC 120V/60Hz
Test Mode : IEEE802.11nHT20 5240MHz Tx Mode

No.	Freq. (MHz)	Ant. Factor (dB/m)	Cable Loss (dB)	Reading (dBuV)	Amp factor (dB)	Emission Level (dBuV/m)	Limits (dBuV/m)	Margin (dB)	Remark
1	5239.25	33.38	15.30	83.26	33.99	97.95	74.00	-23.95	Peak
2	5350.00	33.17	15.53	43.71	34.18	58.23	74.00	15.77	Peak
3	5428.00	33.05	15.68	45.81	34.29	60.25	74.00	13.75	Peak
4	5460.00	32.99	15.75	43.45	34.33	57.86	74.00	16.14	Peak

Remarks: 1. Emission Level= Antenna Factor + Cable Loss + Reading -Amp factor.
2. The emission levels that are 20dB below the official limit are not reported.

Data: 38 File: F:\2017 Report\P\Planet\ACS17Q1941-WIFI-5G-band1-FCC.EM6 (68)

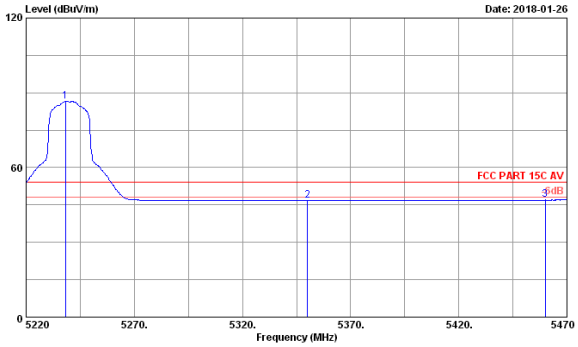

Site no. : 3m Chamber Data no. : 38
Dis. / Ant. : 3m 2017 ANT 3006 HF Ant. pol. : HORIZONTAL
Limit : FCC PART 15C AV
Env. / Ins. : 23.1°C/52.5% Engineer : Kayle
EUT : Gemini M/N:Gemini WiFi
Power rating : DC 5V From Adapter Input AC 120V/60Hz
Test Mode : IEEE802.11nHT20 5240MHz Tx Mode

No.	Freq. (MHz)	Ant. Factor (dB/m)	Cable Loss (dB)	Reading (dBuV)	Amp factor (dB)	Emission Level (dBuV/m)	Limits (dBuV/m)	Margin (dB)	Remark
1	5238.25	33.38	15.30	72.02	33.99	86.71	54.00	-32.71	Average
2	5350.00	33.17	15.53	32.32	34.18	46.84	54.00	7.16	Average
3	5460.00	32.99	15.75	32.56	34.33	46.97	54.00	7.03	Average

Remarks: 1. Emission Level= Antenna Factor + Cable Loss + Reading -Amp factor.
2. The emission levels that are 20dB below the official limit are not reported.

Data: 43 File: F:\2017 Report\P\Planet\ACS17Q1941-WIFI-5G-band1-FCC.EM6 (68)

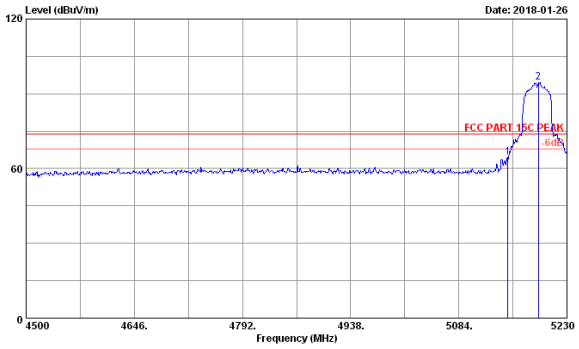

Site no. : 3m Chamber Data no. : 43
Dis. / Ant. : 3m 2017 ANT 3006 HF Ant. pol. : HORIZONTAL
Limit : FCC PART 15C PEAK
Env. / Ins. : 23.1°C/52.5% Engineer : Kayle
EUT : Gemini M/N:Gemini WiFi
Power rating : DC 5V From Adapter Input AC 120V/60Hz
Test Mode : IEEE802.11nHT40 5190MHz Tx Mode

No.	Freq. (MHz)	Ant. Factor (dB/m)	Cable Loss (dB)	Reading (dBuV)	Amp factor (dB)	Emission Level (dBuV/m)	Limits (dBuV/m)	Margin (dB)	Remark
1	5150.00	33.53	15.11	49.79	33.87	64.56	74.00	9.44	Peak
2	5191.31	33.44	15.18	79.86	33.91	94.57	74.00	-20.57	Peak

Remarks: 1. Emission Level= Antenna Factor + Cable Loss + Reading -Amp factor.
2. The emission levels that are 20dB below the official limit are not reported.

Data: 44 File: F:\2017 Report\P\Planet\ACS17Q1941-WIFI-5G-band1-FCC.EM6 (68)

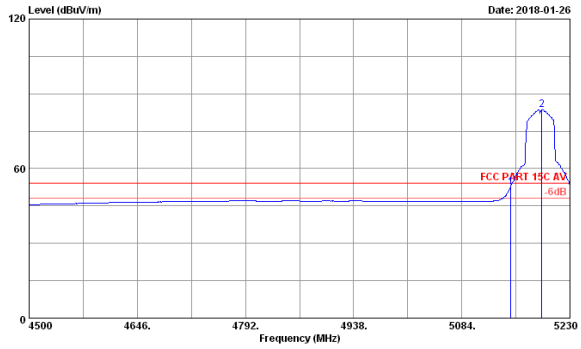

Site no. : 3m Chamber Data no. : 44
Dis. / Ant. : 3m 2017 ANT 3006 HF Ant. pol. : HORIZONTAL
Limit : FCC PART 15C AV
Env. / Ins. : 23.1°C/52.5% Engineer : Kayle
EUT : Gemini M/N:Gemini WiFi
Power rating : DC 5V From Adapter Input AC 120V/60Hz
Test Mode : IEEE802.11nHT40 5190MHz Tx Mode

No.	Freq. (MHz)	Ant. Factor (dB/m)	Cable Loss (dB)	Reading (dBuV)	Amp factor (dB)	Emission Level (dBuV/m)	Limits (dBuV/m)	Margin (dB)	Remark
1	5150.00	33.53	15.11	37.86	33.87	52.63	54.00	1.37	Average
2	5192.04	33.44	15.18	69.01	33.91	83.72	54.00	-29.72	Average

Remarks: 1. Emission Level= Antenna Factor + Cable Loss + Reading -Amp factor.
2. The emission levels that are 20dB below the official limit are not reported.

Data: 45 File: F:\2017 Report\P\Planet\ACS17Q1941-WIFI-5G-band1-FCC.EM6 (68)

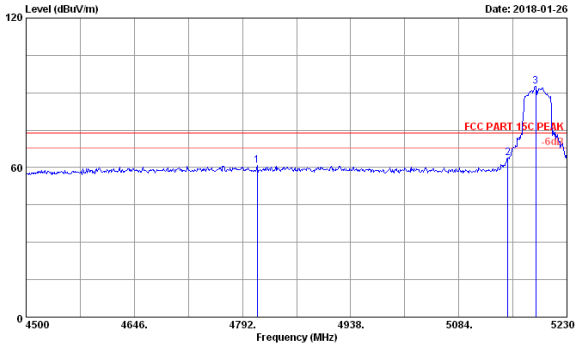

Site no. : 3m Chamber Data no. : 45
Dis. / Ant. : 3m 2017 ANT 3006 HF Ant. pol. : VERTICAL
Limit : FCC PART 15C PEAK
Env. / Ins. : 23.1°C/52.5% Engineer : Kayle
EUT : Gemini M/N:Gemini WiFi
Power rating : DC 5V From Adapter Input AC 120V/60Hz
Test Mode : IEEE802.11nHT40 5190MHz Tx Mode

No.	Freq. (MHz)	Ant. Factor (dB/m)	Cable Loss (dB)	Reading (dBuV)	Amp factor (dB)	Emission Level (dBuV/m)	Limits (dBuV/m)	Margin (dB)	Remark
1	4811.71	33.42	14.52	46.63	33.82	60.75	74.00	13.25	Peak
2	5150.00	33.53	15.11	49.18	33.87	63.95	74.00	10.05	Peak
3	5187.66	33.47	15.18	77.97	33.91	92.71	74.00	-18.71	Peak

Remarks: 1. Emission Level= Antenna Factor + Cable Loss + Reading -Amp factor.
2. The emission levels that are 20dB below the official limit are not reported.

Data: 46 File: F:\2017 Report\P\Planet\ACS17Q1941-WIFI-5G-band1-FCC.EM6 (68)

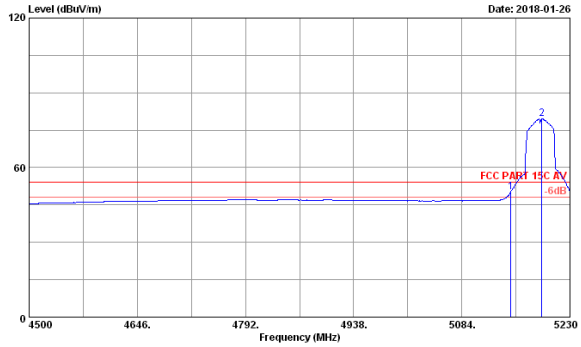

Site no. : 3m Chamber Data no. : 46
Dis. / Ant. : 3m 2017 ANT 3006 HF Ant. pol. : VERTICAL
Limit : FCC PART 15C AV
Env. / Ins. : 23.1°C/52.5% Engineer : Kayle
EUT : Gemini M/N:Gemini WiFi
Power rating : DC 5V From Adapter Input AC 120V/60Hz
Test Mode : IEEE802.11nHT40 5190MHz Tx Mode

No.	Freq. (MHz)	Ant. Factor (dB/m)	Cable Loss (dB)	Reading (dBuV)	Amp factor (dB)	Emission Level (dBuV/m)	Limits (dBuV/m)	Margin (dB)	Remark
1	5150.00	33.53	15.11	35.29	33.87	50.06	54.00	3.94	Average
2	5192.04	33.44	15.18	64.94	33.91	79.65	54.00	-25.65	Average

Remarks: 1. Emission Level= Antenna Factor + Cable Loss + Reading -Amp factor.
2. The emission levels that are 20dB below the official limit are not reported.

Data: 51 File: F:\2017 Report\P\Planet\ACS17Q1941-WIFI-5G-band1-FCC.EM6 (68)

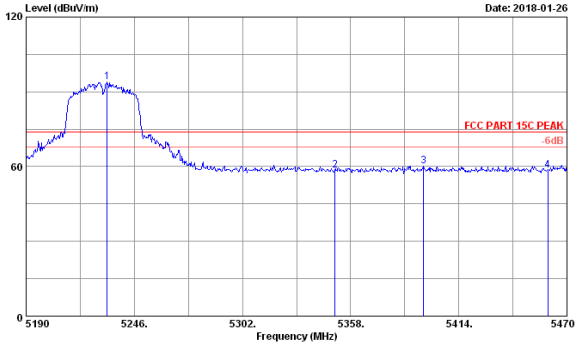

Site no. : 3m Chamber Data no. : 51
Dis. / Ant. : 3m 2017 ANT 3006 HF Ant. pol. : VERTICAL
Limit : FCC PART 15C PEAK
Env. / Ins. : 23.1°C/52.5% Engineer : Kayle
EUT : Gemini M/N:Gemini WiFi
Power rating : DC 5V From Adapter Input AC 120V/60Hz
Test Mode : IEEE802.11nHT40 5230MHz Tx Mode

No.	Freq. (MHz)	Ant. Factor (dB/m)	Cable Loss (dB)	Reading (dBuV)	Amp factor (dB)	Emission Level (dBuV/m)	Limits (dBuV/m)	Margin (dB)	Remark
1	5232.00	33.38	15.26	79.22	33.99	93.87	74.00	-19.87	Peak
2	5350.00	33.17	15.53	44.12	34.18	58.64	74.00	15.36	Peak
3	5395.80	33.08	15.64	45.80	34.22	60.30	74.00	13.70	Peak
4	5460.00	32.99	15.75	44.16	34.33	58.57	74.00	15.43	Peak

Remarks: 1. Emission Level= Antenna Factor + Cable Loss + Reading -Amp factor.
2. The emission levels that are 20dB below the official limit are not reported.

Data: 52 File: F:\2017 Report\P\Planet\ACS17Q1941-WIFI-5G-band1-FCC.EM6 (68)

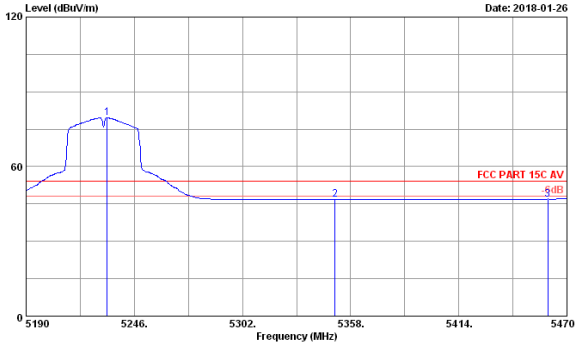

Site no. : 3m Chamber Data no. : 52
Dis. / Ant. : 3m 2017 ANT 3006 HF Ant. pol. : VERTICAL
Limit : FCC PART 15C AV
Env. / Ins. : 23.1°C/52.5% Engineer : Kayle
EUT : Gemini M/N:Gemini WiFi
Power rating : DC 5V From Adapter Input AC 120V/60Hz
Test Mode : IEEE802.11nHT40 5230MHz Tx Mode

No.	Freq. (MHz)	Ant. Factor (dB/m)	Cable Loss (dB)	Reading (dBuV)	Amp factor (dB)	Emission Level (dBuV/m)	Limits (dBuV/m)	Margin (dB)	Remark
1	5232.00	33.38	15.26	64.94	33.99	79.59	54.00	-25.59	Average
2	5350.00	33.17	15.53	32.28	34.18	46.80	54.00	7.20	Average
3	5460.00	32.99	15.75	32.54	34.33	46.95	54.00	7.05	Average

Remarks: 1. Emission Level= Antenna Factor + Cable Loss + Reading -Amp factor.
2. The emission levels that are 20dB below the official limit are not reported.

Data: 53 File: F:\2017 Report\P\Planet\ACS17Q1941-WIFI-5G-band1-FCC.EM6 (68)

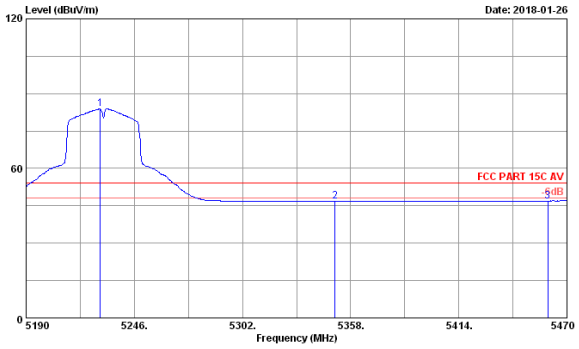

Site no. : 3m Chamber Data no. : 53
Dis. / Ant. : 3m 2017 ANT 3006 HF Ant. pol. : HORIZONTAL
Limit : FCC PART 15C AV
Env. / Ins. : 23.1°C/52.5% Engineer : Kayle
EUT : Gemini M/N:Gemini WiFi
Power rating : DC 5V From Adapter Input AC 120V/60Hz
Test Mode : IEEE802.11nHT40 5230MHz Tx Mode

No.	Freq. (MHz)	Ant. Factor (dB/m)	Cable Loss (dB)	Reading (dBuV)	Amp factor (dB)	Emission Level (dBuV/m)	Limits (dBuV/m)	Margin (dB)	Remark
1	5228.36	33.38	15.26	69.42	34.25	83.81	54.00	-29.81	Average
2	5350.00	33.17	15.53	32.38	34.27	46.81	54.00	7.19	Average
3	5460.00	32.99	15.75	32.49	34.29	46.94	54.00	7.06	Average

Remarks: 1. Emission Level= Antenna Factor + Cable Loss + Reading -Amp factor.
2. The emission levels that are 20dB below the official limit are not reported.

Data: 54 File: F:\2017 Report\P\Planet\ACS17Q1941-WIFI-5G-band1-FCC.EM6 (68)

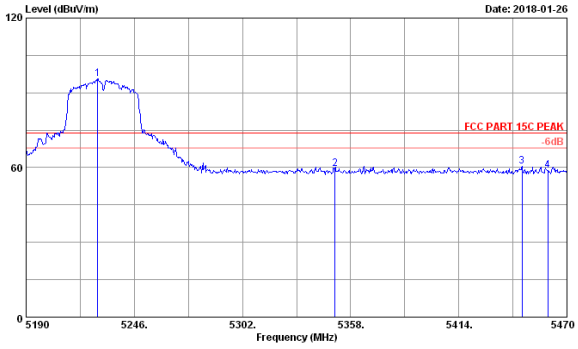

Site no. : 3m Chamber Data no. : 54
Dis. / Ant. : 3m 2017 ANT 3006 HF Ant. pol. : HORIZONTAL
Limit : FCC PART 15C PEAK
Env. / Ins. : 23.1°C/52.5% Engineer : Kayle
EUT : Gemini M/N:Gemini WiFi
Power rating : DC 5V From Adapter Input AC 120V/60Hz
Test Mode : IEEE802.11nHT40 5230MHz Tx Mode

No.	Freq. (MHz)	Ant. Factor (dB/m)	Cable Loss (dB)	Reading (dBuV)	Amp factor (dB)	Emission Level (dBuV/m)	Limits (dBuV/m)	Margin (dB)	Remark
1	5226.96	33.38	15.26	80.95	33.99	95.60	74.00	-21.60	Peak
2	5350.00	33.17	15.53	45.13	34.18	59.65	74.00	14.35	Peak
3	5446.76	32.99	15.72	46.11	34.29	60.53	74.00	13.47	Peak
4	5460.00	32.99	15.75	44.44	34.33	58.85	74.00	15.15	Peak

Remarks: 1. Emission Level= Antenna Factor + Cable Loss + Reading -Amp factor.
2. The emission levels that are 20dB below the official limit are not reported.

Data: 59 File: F:\2017 Report\P\Planet\ACS17Q1941-WIFI-5G-band1-FCC.EM6 (68)

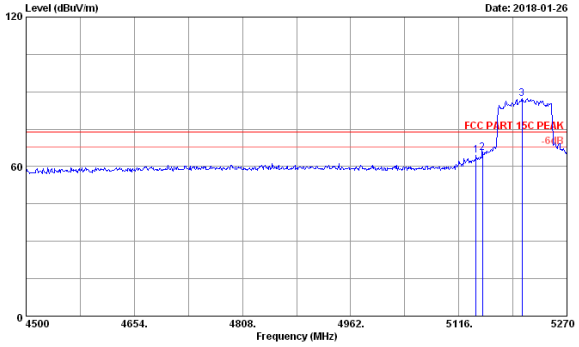

Site no. : 3m Chamber Data no. : 59
Dis. / Ant. : 3m 2017 ANT 3006 HF Ant. pol. : VERTICAL
Limit : FCC PART 15C PEAK
Env. / Ins. : 23.1°C/52.5% Engineer : Kayle
EUT : Gemini M/N:Gemini WiFi
Power rating : DC 5V From Adapter Input AC 120V/60Hz
Test Mode : IEEE802.11nHT80 5210MHz Tx Mode

No.	Freq. (MHz)	Ant. Factor (dB/m)	Cable Loss (dB)	Reading (dBuV)	Amp factor (dB)	Emission Level (dBuV/m)	Limits (dBuV/m)	Margin (dB)	Remark
1	5140.64	33.53	15.07	49.84	33.83	64.61	74.00	9.39	Peak
2	5150.00	33.53	15.11	50.85	33.87	65.62	74.00	8.38	Peak
3	5206.09	33.44	15.22	72.65	33.95	87.36	74.00	-13.36	Peak

Remarks: 1. Emission Level= Antenna Factor + Cable Loss + Reading -Amp factor.
2. The emission levels that are 20dB below the official limit are not reported.

Data: 60 File: F:\2017 Report\P\Planet\ACS17Q1941-WIFI-5G-band1-FCC.EM6 (68)

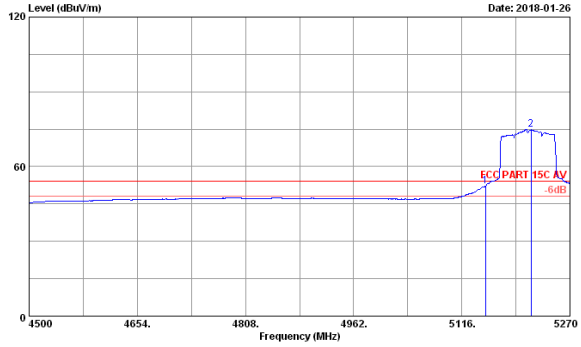

Site no. : 3m Chamber Data no. : 60
Dis. / Ant. : 3m 2017 ANT 3006 HF Ant. pol. : VERTICAL
Limit : FCC PART 15C AV
Env. / Ins. : 23.1°C/52.5% Engineer : Kayle
EUT : Gemini M/N:Gemini WiFi
Power rating : DC 5V From Adapter Input AC 120V/60Hz
Test Mode : IEEE802.11nHT80 5210MHz Tx Mode

No.	Freq. (MHz)	Ant. Factor (dB/m)	Cable Loss (dB)	Reading (dBuV)	Amp factor (dB)	Emission Level (dBuV/m)	Limits (dBuV/m)	Margin (dB)	Remark
1	5150.00	33.53	15.11	37.39	33.87	52.16	54.00	1.84	Average
2	5214.56	33.41	15.26	60.05	33.95	74.77	54.00	-20.77	Average

Remarks: 1. Emission Level= Antenna Factor + Cable Loss + Reading -Amp factor.
2. The emission levels that are 20dB below the official limit are not reported.

Data: 61 File: F:\2017 Report\P\Planet\ACS17Q1941-WIFI-5G-band1-FCC.EM6 (68)

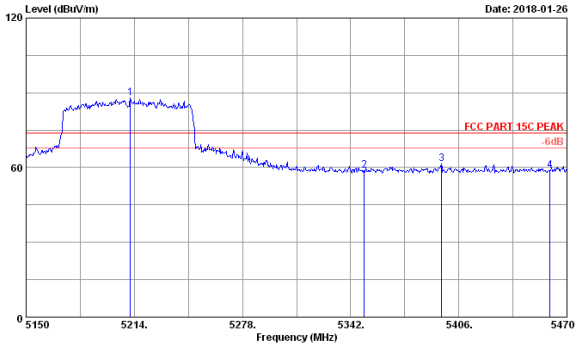

Site no. : 3m Chamber Data no. : 61
Dis. / Ant. : 3m 2017 ANT 3006 HF Ant. pol. : VERTICAL
Limit : FCC PART 15C PEAK
Env. / Ins. : 23.1°C/52.5% Engineer : Kayle
EUT : Gemini M/N:Gemini WiFi
Power rating : DC 5V From Adapter Input AC 120V/60Hz
Test Mode : IEEE802.11nHT80 5210MHz Tx Mode

No.	Freq. (MHz)	Ant. Factor (dB/m)	Cable Loss (dB)	Reading (dBuV)	Amp factor (dB)	Emission Level (dBuV/m)	Limits (dBuV/m)	Margin (dB)	Remark
1	5211.76	33.41	15.22	73.08	33.95	87.76	74.00	-13.76	Peak
2	5350.00	33.17	15.53	44.29	34.18	58.81	74.00	15.19	Peak
3	5395.76	33.08	15.64	46.84	34.22	61.34	74.00	12.66	Peak
4	5460.00	32.99	15.75	44.45	34.33	58.86	74.00	15.14	Peak

Remarks: 1. Emission Level= Antenna Factor + Cable Loss + Reading -Amp factor.
2. The emission levels that are 20dB below the official limit are not reported.

Data: 62 File: F:\2017 Report\P\Planet\ACS17Q1941-WIFI-5G-band1-FCC.EM6 (68)

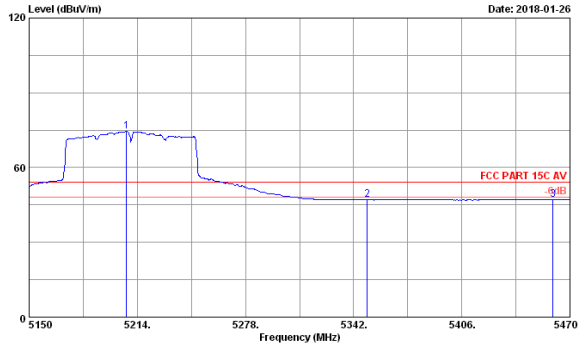

Site no. : 3m Chamber Data no. : 62
Dis. / Ant. : 3m 2017 ANT 3006 HF Ant. pol. : VERTICAL
Limit : FCC PART 15C AV
Env. / Ins. : 23.1°C/52.5% Engineer : Kayle
EUT : Gemini M/N:Gemini WiFi
Power rating : DC 5V From Adapter Input AC 120V/60Hz
Test Mode : IEEE802.11nHT80 5210MHz Tx Mode

No.	Freq. (MHz)	Ant. Factor (dB/m)	Cable Loss (dB)	Reading (dBuV)	Amp factor (dB)	Emission Level (dBuV/m)	Limits (dBuV/m)	Margin (dB)	Remark
1	5207.60	33.41	15.22	59.88	33.95	74.56	54.00	-20.56	Average
2	5350.00	33.17	15.53	32.49	34.18	47.01	54.00	6.99	Average
3	5460.00	32.99	15.75	32.74	34.33	47.15	54.00	6.85	Average

Remarks: 1. Emission Level= Antenna Factor + Cable Loss + Reading -Amp factor.
2. The emission levels that are 20dB below the official limit are not reported.

Data: 63 File: F:\2017 Report\P\Planet\ACS17Q1941-WIFI-5G-band1-FCC.EM6 (68)

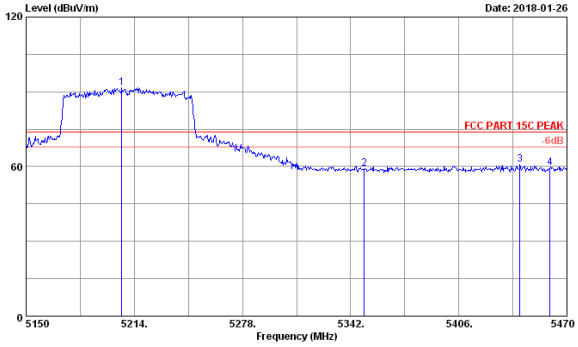

Site no. : 3m Chamber Data no. : 63
Dis. / Ant. : 3m 2017 ANT 3006 HF Ant. pol. : HORIZONTAL
Limit : FCC PART 15C PEAK
Env. / Ins. : 23.1°C/52.5% Engineer : Kayle
EUT : Gemini M/N:Gemini WiFi
Power rating : DC 5V From Adapter Input AC 120V/60Hz
Test Mode : IEEE802.11nHT80 5210MHz Tx Mode

No.	Freq. (MHz)	Ant. Factor (dB/m)	Cable Loss (dB)	Reading (dBuV)	Amp factor (dB)	Emission Level (dBuV/m)	Limits (dBuV/m)	Margin (dB)	Remark
1	5206.64	33.44	15.22	76.87	33.95	91.58	74.00	-17.58	Peak
2	5350.00	33.17	15.53	44.61	34.18	59.13	74.00	14.87	Peak
3	5442.16	33.02	15.72	46.29	34.29	60.74	74.00	13.26	Peak
4	5460.00	32.99	15.75	45.14	34.33	59.55	74.00	14.45	Peak

Remarks: 1. Emission Level= Antenna Factor + Cable Loss + Reading -Amp factor.
2. The emission levels that are 20dB below the official limit are not reported.

Data: 64 File: F:\2017 Report\P\Planet\ACS17Q1941-WIFI-5G-band1-FCC.EM6 (68)

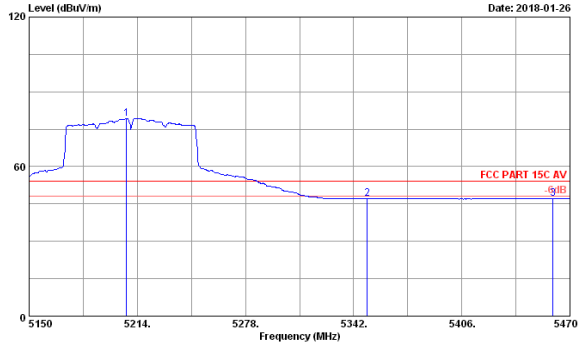

Site no. : 3m Chamber Data no. : 64
Dis. / Ant. : 3m 2017 ANT 3006 HF Ant. pol. : HORIZONTAL
Limit : FCC PART 15C AV
Env. / Ins. : 23.1°C/52.5% Engineer : Kayle
EUT : Gemini M/N:Gemini WiFi
Power rating : DC 5V From Adapter Input AC 120V/60Hz
Test Mode : IEEE802.11nHT80 5210MHz Tx Mode

No.	Freq. (MHz)	Ant. Factor (dB/m)	Cable Loss (dB)	Reading (dBuV)	Amp factor (dB)	Emission Level (dBuV/m)	Limits (dBuV/m)	Margin (dB)	Remark
1	5207.60	33.41	15.22	64.57	33.95	79.25	54.00	-25.25	Average
2	5350.00	33.17	15.53	32.54	34.18	47.06	54.00	6.94	Average
3	5460.00	32.99	15.75	32.73	34.33	47.14	54.00	6.86	Average

Remarks: 1. Emission Level= Antenna Factor + Cable Loss + Reading -Amp factor.
2. The emission levels that are 20dB below the official limit are not reported.

Data: 65 File: F:\2017 Report\P\Planet\ACS17Q1941-WIFI-5G-band1-FCC.EM6 (68)

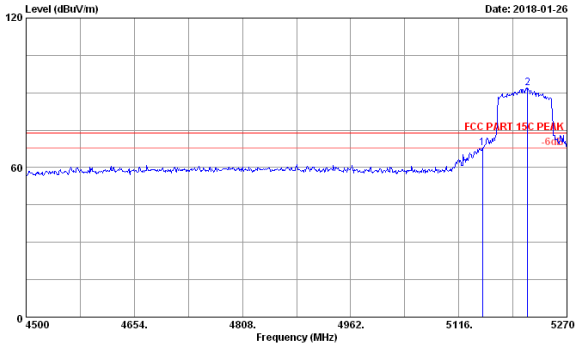

Site no. : 3m Chamber Data no. : 65
Dis. / Ant. : 3m 2017 ANT 3006 HF Ant. pol. : HORIZONTAL
Limit : FCC PART 15C PEAK
Env. / Ins. : 23.1°C/52.5% Engineer : Kayle
EUT : Gemini M/N:Gemini WiFi
Power rating : DC 5V From Adapter Input AC 120V/60Hz
Test Mode : IEEE802.11nHT80 5210MHz Tx Mode

No.	Freq. (MHz)	Ant. Factor (dB/m)	Cable Loss (dB)	Reading (dBuV)	Amp factor (dB)	Emission Level (dBuV/m)	Limits (dBuV/m)	Margin (dB)	Remark
1	5150.00	33.53	15.11	52.95	33.87	67.72	74.00	6.28	Peak
2	5213.79	33.41	15.22	77.33	33.95	92.01	74.00	-18.01	Peak

Remarks: 1. Emission Level= Antenna Factor + Cable Loss + Reading -Amp factor.
2. The emission levels that are 20dB below the official limit are not reported.

Data: 66 File: F:\2017 Report\P\Planet\ACS17Q1941-WIFI-5G-band1-FCC.EM6 (68)

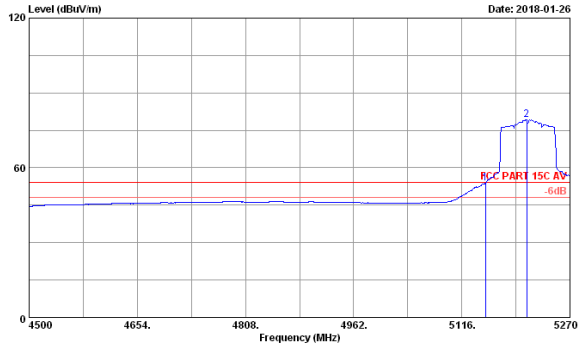

Site no. : 3m Chamber Data no. : 66
Dis. / Ant. : 3m 2017 ANT 3006 HF Ant. pol. : HORIZONTAL
Limit : FCC PART 15C AV
Env. / Ins. : 23.1°C/52.5% Engineer : Kayle
EUT : Gemini M/N:Gemini WiFi
Power rating : DC 5V From Adapter Input AC 120V/60Hz
Test Mode : IEEE802.11nHT80 5210MHz Tx Mode

No.	Freq. (MHz)	Ant. Factor (dB/m)	Cable Loss (dB)	Reading (dBuV)	Amp factor (dB)	Emission Level (dBuV/m)	Limits (dBuV/m)	Margin (dB)	Remark
1	5150.00	33.53	15.11	39.10	33.87	53.87	54.00	0.13	Average
2	5208.40	33.41	15.22	64.57	33.95	79.25	54.00	-25.25	Average

Remarks: 1. Emission Level= Antenna Factor + Cable Loss + Reading -Amp factor.
2. The emission levels that are 20dB below the official limit are not reported.

5745-5825MHz Band:

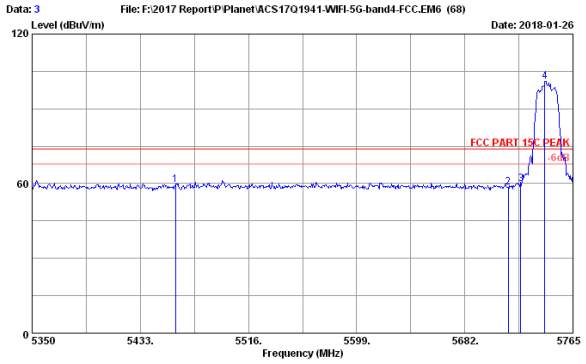

Site no. : 3m Chamber Data no. : 3
Dis. / Ant. : 3m 2017 ANT 3006 HF Ant. pol. : HORIZONTAL
Limit : FCC PART 15C PEAK
Env. / Ins. : 23.1°C/52.5% Engineer : Kayle
EUT : Gemini M/N:Gemini WiFi
Power rating : DC 5V From Adapter Input AC 120V/60Hz
Test Mode : IEEE802.11a 5745MHz Tx Mode

No.	Freq. (MHz)	Ant. Factor (dB/m)	Cable Loss (dB)	Reading (dBuV)	Amp factor (dB)	Emission Level (dBuV/m)	Limits (dBuV/m)	Margin (dB)	Remark
1	5460.00	32.99	15.75	45.00	34.33	59.41	74.00	14.59	Peak
2	5715.20	33.15	16.29	44.15	35.05	58.54	74.00	15.46	Peak
3	5725.00	33.17	16.33	45.31	35.05	59.76	74.00	14.24	Peak
4	5743.42	33.19	16.37	86.47	35.12	100.91	74.00	-26.91	Peak

Remarks: 1. Emission Level= Antenna Factor + Cable Loss + Reading -Amp factor.
2. The emission levels that are 20dB below the official limit are not reported.

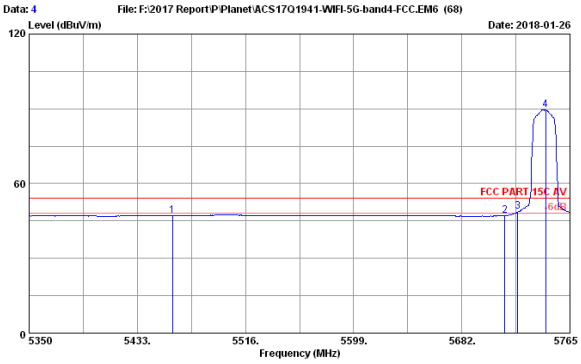

Site no. : 3m Chamber Data no. : 4
Dis. / Ant. : 3m 2017 ANT 3006 HF Ant. pol. : HORIZONTAL
Limit : FCC PART 15C AV
Env. / Ins. : 23.1°C/52.5% Engineer : Kayle
EUT : Gemini M/N:Gemini WiFi
Power rating : DC 5V From Adapter Input AC 120V/60Hz
Test Mode : IEEE802.11a 5745MHz Tx Mode

No.	Freq. (MHz)	Ant. Factor (dB/m)	Cable Loss (dB)	Reading (dBuV)	Amp factor (dB)	Emission Level (dBuV/m)	Limits (dBuV/m)	Margin (dB)	Remark
1	5460.00	32.99	15.75	32.68	34.33	47.09	54.00	6.91	Average
2	5715.00	33.15	16.29	32.73	35.05	47.12	54.00	6.88	Average
3	5725.00	33.17	16.33	34.20	35.05	48.65	54.00	5.35	Average
4	5746.33	33.19	16.37	75.11	35.12	89.55	54.00	-35.55	Average

Remarks: 1. Emission Level= Antenna Factor + Cable Loss + Reading -Amp factor.
2. The emission levels that are 20dB below the official limit are not reported.

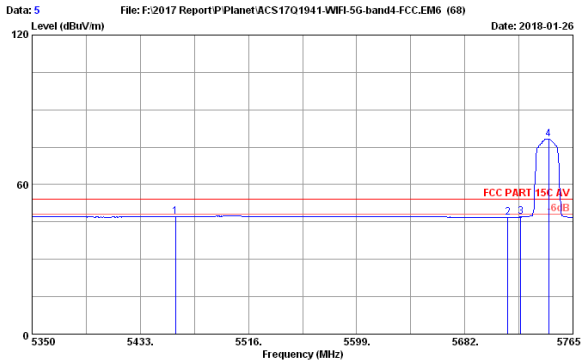

Site no. : 3m Chamber Data no. : 5
Dis. / Ant. : 3m 2017 ANT 3006 HF Ant. pol. : VERTICAL
Limit : FCC PART 15C AV
Env. / Ins. : 23.1°C/52.5% Engineer : Kayle
EUT : Gemini M/N:Gemini WiFi
Power rating : DC 5V From Adapter Input AC 120V/60Hz
Test Mode : IEEE802.11a 5745MHz Tx Mode

No.	Freq. (MHz)	Ant. Factor (dB/m)	Cable Loss (dB)	Reading (dBuV)	Amp factor (dB)	Emission Level (dBuV/m)	Limits (dBuV/m)	Margin (dB)	Remark
1	5460.00	32.99	15.75	32.69	34.33	47.10	54.00	6.90	Average
2	5715.00	33.15	16.29	32.44	35.05	46.83	54.00	7.17	Average
3	5725.00	33.17	16.33	32.52	35.05	46.97	54.00	7.03	Average
4	5746.33	33.19	16.37	63.90	35.12	78.34	54.00	-24.34	Average

Remarks: 1. Emission Level= Antenna Factor + Cable Loss + Reading -Amp factor.
2. The emission levels that are 20dB below the official limit are not reported.

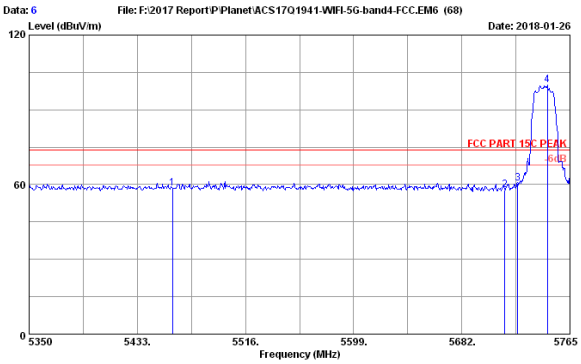

Site no. : 3m Chamber Data no. : 6
Dis. / Ant. : 3m 2017 ANT 3006 HF Ant. pol. : VERTICAL
Limit : FCC PART 15C PEAK
Env. / Ins. : 23.1°C/52.5% Engineer : Kayle
EUT : Gemini M/N:Gemini WiFi
Power rating : DC 5V From Adapter Input AC 120V/60Hz
Test Mode : IEEE802.11a 5745MHz Tx Mode

No.	Freq. (MHz)	Ant. Factor (dB/m)	Cable Loss (dB)	Reading (dBuV)	Amp factor (dB)	Emission Level (dBuV/m)	Limits (dBuV/m)	Margin (dB)	Remark
1	5460.00	32.99	15.75	44.23	34.33	58.64	74.00	15.36	Peak
2	5715.00	33.15	16.29	43.46	35.05	57.85	74.00	16.15	Peak
3	5725.00	33.17	16.33	45.91	35.05	60.36	74.00	13.64	Peak
4	5747.57	33.19	16.37	85.48	35.12	99.92	74.00	-25.92	Peak

Remarks: 1. Emission Level= Antenna Factor + Cable Loss + Reading -Amp factor.
2. The emission levels that are 20dB below the official limit are not reported.

Data: 15 File: F:\2017 Report\P\Planet\ACS17Q1941-WIFI-5G-band4-FCC.EM6 (68)

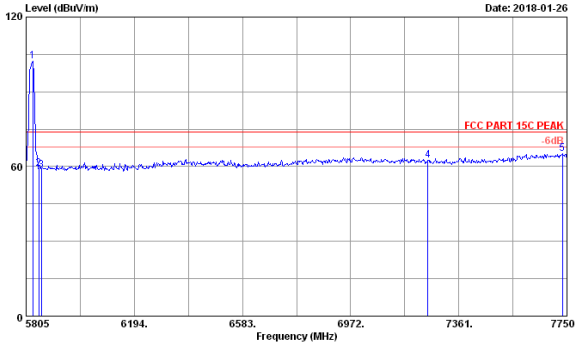

Site no. : 3m Chamber Data no. : 15
Dis. / Ant. : 3m 2017 ANT 3006 HF Ant. pol. : HORIZONTAL
Limit : FCC PART 15C PEAK
Env. / Ins. : 23.1°C/52.5% Engineer : Kayle
EUT : Gemini M/N:Gemini WiFi
Power rating : DC 5V From Adapter Input AC 120V/60Hz
Test Mode : IEEE802.11a 5825MHz Tx Mode

No.	Freq. (MHz)	Ant. Factor (dB/m)	Cable Loss (dB)	Reading (dBuV)	Amp factor (dB)	Emission Level (dBuV/m)	Limits (dBuV/m)	Margin (dB)	Remark
1	5828.34	33.29	16.56	87.81	35.35	102.31	74.00	-28.31	Peak
2	5850.00	33.31	16.59	44.57	35.43	59.04	74.00	14.96	Peak
3	5860.00	33.33	16.59	44.00	35.50	58.42	74.00	15.58	Peak
4	7250.00	35.96	18.70	45.10	37.26	62.50	74.00	11.50	Peak
5	7734.44	36.57	19.09	45.81	36.40	65.07	74.00	8.93	Peak

Remarks: 1. Emission Level= Antenna Factor + Cable Loss + Reading -Amp factor.
2. The emission levels that are 20dB below the official limit are not reported.

Data: 16 File: F:\2017 Report\P\Planet\ACS17Q1941-WIFI-5G-band4-FCC.EM6 (68)

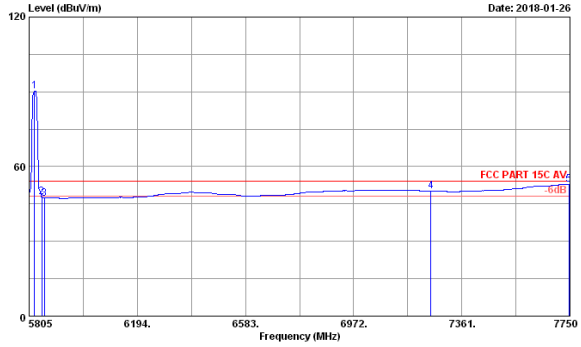

Site no. : 3m Chamber Data no. : 16
Dis. / Ant. : 3m 2017 ANT 3006 HF Ant. pol. : HORIZONTAL
Limit : FCC PART 15C AV
Env. / Ins. : 23.1°C/52.5% Engineer : Kayle
EUT : Gemini M/N:Gemini WiFi
Power rating : DC 5V From Adapter Input AC 120V/60Hz
Test Mode : IEEE802.11a 5825MHz Tx Mode

No.	Freq. (MHz)	Ant. Factor (dB/m)	Cable Loss (dB)	Reading (dBuV)	Amp factor (dB)	Emission Level (dBuV/m)	Limits (dBuV/m)	Margin (dB)	Remark
1	5824.45	33.29	16.52	75.82	35.35	90.28	54.00	-36.28	Average
2	5850.00	33.31	16.59	33.39	35.43	47.86	54.00	6.14	Average
3	5860.00	33.33	16.59	32.88	35.50	47.30	54.00	6.70	Average
4	7250.00	35.96	18.70	32.69	37.26	50.09	54.00	3.91	Average
5	7746.11	36.60	19.09	33.52	36.33	52.88	54.00	1.12	Average

Remarks: 1. Emission Level= Antenna Factor + Cable Loss + Reading -Amp factor.
2. The emission levels that are 20dB below the official limit are not reported.

Data: 17 File: F:\2017 Report\P\Planet\ACS17Q1941-WIFI-5G-band4-FCC.EM6 (68)

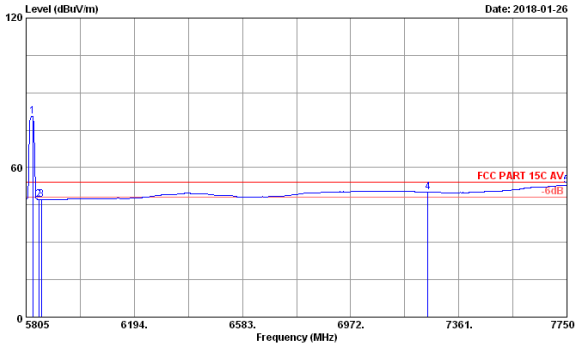

Site no. : 3m Chamber Data no. : 17
Dis. / Ant. : 3m 2017 ANT 3006 HF Ant. pol. : VERTICAL
Limit : FCC PART 15C AV
Env. / Ins. : 23.1°C/52.5% Engineer : Kayle
EUT : Gemini M/N:Gemini WiFi
Power rating : DC 5V From Adapter Input AC 120V/60Hz
Test Mode : IEEE802.11a 5825MHz Tx Mode

No.	Freq. (MHz)	Ant. Factor (dB/m)	Cable Loss (dB)	Reading (dBuV)	Amp factor (dB)	Emission Level (dBuV/m)	Limits (dBuV/m)	Margin (dB)	Remark
1	5828.34	33.29	16.56	66.16	35.35	80.66	54.00	-26.66	Average
2	5850.00	33.31	16.59	32.57	35.43	47.04	54.00	6.96	Average
3	5860.00	33.33	16.59	32.63	35.50	47.05	54.00	6.95	Average
4	7250.00	35.96	18.70	32.68	37.26	50.08	54.00	3.92	Average
5	7750.00	36.60	19.10	33.57	36.33	52.94	54.00	1.06	Average

Remarks: 1. Emission Level= Antenna Factor + Cable Loss + Reading -Amp factor.
2. The emission levels that are 20dB below the official limit are not reported.

Data: 18 File: F:\2017 Report\P\Planet\ACS17Q1941-WIFI-5G-band4-FCC.EM6 (68)

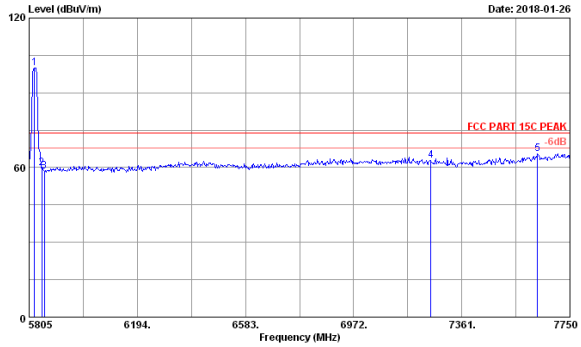

Site no. : 3m Chamber Data no. : 18
Dis. / Ant. : 3m 2017 ANT 3006 HF Ant. pol. : VERTICAL
Limit : FCC PART 15C PEAK
Env. / Ins. : 23.1°C/52.5% Engineer : Kayle
EUT : Gemini M/N:Gemini WiFi
Power rating : DC 5V From Adapter Input AC 120V/60Hz
Test Mode : IEEE802.11a 5825MHz Tx Mode

No.	Freq. (MHz)	Ant. Factor (dB/m)	Cable Loss (dB)	Reading (dBuV)	Amp factor (dB)	Emission Level (dBuV/m)	Limits (dBuV/m)	Margin (dB)	Remark
1	5824.45	33.29	16.52	85.49	35.35	99.95	74.00	-25.95	Peak
2	5850.00	33.31	16.59	45.22	35.43	59.69	74.00	14.31	Peak
3	5860.00	33.33	16.59	43.98	35.50	58.40	74.00	15.60	Peak
4	7250.00	35.96	18.70	45.36	37.26	62.76	74.00	11.24	Peak
5	7633.30	36.37	19.00	46.81	36.67	65.51	74.00	8.49	Peak

Remarks: 1. Emission Level= Antenna Factor + Cable Loss + Reading -Amp factor.
2. The emission levels that are 20dB below the official limit are not reported.

Data: 23 File: F:\2017 Report\P\Planet\ACS17Q1941-WIFI-5G-band4-FCC.EM6 (68)

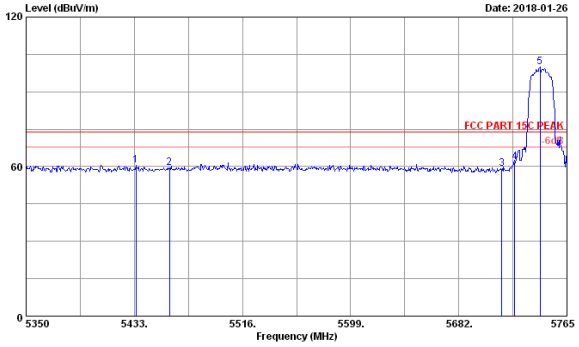

Site no. : 3m Chamber Data no. : 23
Dis. / Ant. : 3m 2017 ANT 3006 HF Ant. pol. : VERTICAL
Limit : FCC PART 15C PEAK
Env. / Ins. : 23.1°C/52.5% Engineer : Kayle
EUT : Gemini M/N:Gemini WiFi
Power rating : DC 5V From Adapter Input AC 120V/60Hz
Test Mode : IEEE802.11nHT20 5745MHz Tx Mode

No.	Freq. (MHz)	Ant. Factor (dB/m)	Cable Loss (dB)	Reading (dBuV)	Amp factor (dB)	Emission Level (dBuV/m)	Limits (dBuV/m)	Margin (dB)	Remark
1	5434.25	33.02	15.72	46.19	34.29	60.64	74.00	13.36	Peak
2	5460.00	32.99	15.75	44.93	34.33	59.34	74.00	14.66	Peak
3	5715.00	33.15	16.29	44.66	35.05	59.05	74.00	14.95	Peak
4	5725.00	33.17	16.33	47.51	35.05	61.96	74.00	12.04	Peak
5	5744.25	33.19	16.37	85.43	35.12	99.87	74.00	-25.87	Peak

Remarks: 1. Emission Level= Antenna Factor + Cable Loss + Reading -Amp factor.
2. The emission levels that are 20dB below the official limit are not reported.

Data: 24 File: F:\2017 Report\P\Planet\ACS17Q1941-WIFI-5G-band4-FCC.EM6 (68)

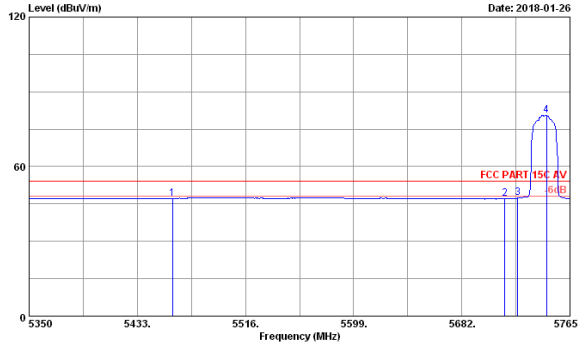

Site no. : 3m Chamber Data no. : 24
Dis. / Ant. : 3m 2017 ANT 3006 HF Ant. pol. : VERTICAL
Limit : FCC PART 15C AV
Env. / Ins. : 23.1°C/52.5% Engineer : Kayle
EUT : Gemini M/N:Gemini WiFi
Power rating : DC 5V From Adapter Input AC 120V/60Hz
Test Mode : IEEE802.11nHT20 5745MHz Tx Mode

No.	Freq. (MHz)	Ant. Factor (dB/m)	Cable Loss (dB)	Reading (dBuV)	Amp factor (dB)	Emission Level (dBuV/m)	Limits (dBuV/m)	Margin (dB)	Remark
1	5460.00	32.99	15.75	32.86	34.33	47.27	54.00	6.73	Average
2	5715.00	33.15	16.29	32.63	35.05	47.02	54.00	6.98	Average
3	5725.00	33.17	16.33	32.89	35.05	47.34	54.00	6.66	Average
4	5747.16	33.19	16.37	66.07	35.12	80.51	54.00	-26.51	Average

Remarks: 1. Emission Level= Antenna Factor + Cable Loss + Reading -Amp factor.
2. The emission levels that are 20dB below the official limit are not reported.

Data: 25 File: F:\2017 Report\P\Planet\ACS17Q1941-WIFI-5G-band4-FCC.EM6 (68)

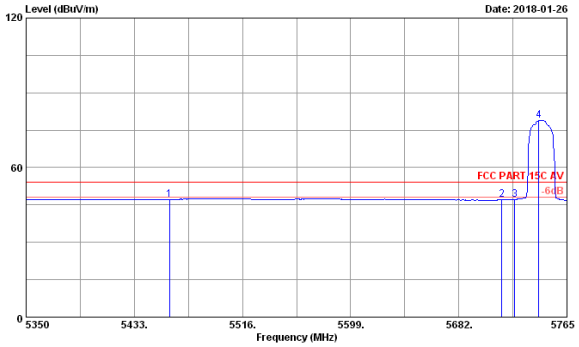

Site no. : 3m Chamber Data no. : 25
Dis. / Ant. : 3m 2017 ANT 3006 HF Ant. pol. : HORIZONTAL
Limit : FCC PART 15C AV
Env. / Ins. : 23.1°C/52.5% Engineer : Kayle
EUT : Gemini M/N:Gemini WiFi
Power rating : DC 5V From Adapter Input AC 120V/60Hz
Test Mode : IEEE802.11nHT20 5745MHz Tx Mode

No.	Freq. (MHz)	Ant. Factor (dB/m)	Cable Loss (dB)	Reading (dBuV)	Amp factor (dB)	Emission Level (dBuV/m)	Limits (dBuV/m)	Margin (dB)	Remark
1	5460.00	32.99	15.75	32.82	34.33	47.23	54.00	6.77	Average
2	5715.00	33.15	16.29	32.62	35.05	47.01	54.00	6.99	Average
3	5725.00	33.17	16.33	32.78	35.05	47.23	54.00	6.77	Average
4	5743.42	33.19	16.37	64.58	35.12	79.02	54.00	-25.02	Average

Remarks: 1. Emission Level= Antenna Factor + Cable Loss + Reading -Amp factor.
2. The emission levels that are 20dB below the official limit are not reported.

Data: 26 File: F:\2017 Report\P\Planet\ACS17Q1941-WIFI-5G-band4-FCC.EM6 (68)

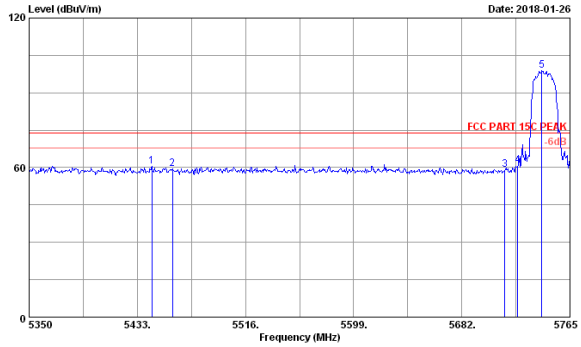

Site no. : 3m Chamber Data no. : 26
Dis. / Ant. : 3m 2017 ANT 3006 HF Ant. pol. : HORIZONTAL
Limit : FCC PART 15C PEAK
Env. / Ins. : 23.1°C/52.5% Engineer : Kayle
EUT : Gemini M/N:Gemini WiFi
Power rating : DC 5V From Adapter Input AC 120V/60Hz
Test Mode : IEEE802.11nHT20 5745MHz Tx Mode

No.	Freq. (MHz)	Ant. Factor (dB/m)	Cable Loss (dB)	Reading (dBuV)	Amp factor (dB)	Emission Level (dBuV/m)	Limits (dBuV/m)	Margin (dB)	Remark
1	5444.21	33.02	15.72	46.07	34.29	60.52	74.00	13.48	Peak
2	5460.00	32.99	15.75	45.19	34.33	59.60	74.00	14.40	Peak
3	5715.00	33.15	16.29	44.65	35.05	59.04	74.00	14.96	Peak
4	5725.00	33.17	16.33	46.32	35.05	60.77	74.00	13.23	Peak
5	5743.42	33.19	16.37	84.47	35.12	98.91	74.00	-24.91	Peak

Remarks: 1. Emission Level= Antenna Factor + Cable Loss + Reading -Amp factor.
2. The emission levels that are 20dB below the official limit are not reported.

Data: 35 File: F:\2017 Report\P\Planet\ACS17Q1941-WIFI-5G-band4-FCC.EM6 (68)

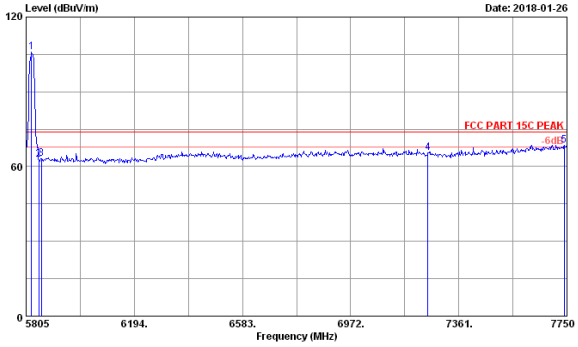

Site no. : 3m Chamber Data no. : 35
Dis. / Ant. : 3m 2017 ANT 3006 HF Ant. pol. : VERTICAL
Limit : FCC PART 15C PEAK
Env. / Ins. : 23.1°C/52.5% Engineer : Kayle
EUT : Gemini M/N:Gemini WiFi
Power rating : DC 5V From Adapter Input AC 120V/60Hz
Test Mode : IEEE802.11nHT20 5825MHz Tx Mode

No.	Freq. (MHz)	Ant. Factor (dB/m)	Cable Loss (dB)	Reading (dBuV)	Amp factor (dB)	Emission Level (dBuV/m)	Limits (dBuV/m)	Margin (dB)	Remark
1	5824.45	33.29	16.52	91.55	35.35	106.01	74.00	-32.01	Peak
2	5850.00	33.31	16.59	48.52	35.43	62.99	74.00	11.01	Peak
3	5860.00	33.33	16.59	48.70	35.50	63.12	74.00	10.88	Peak
4	7250.14	35.96	18.70	48.02	37.26	65.42	74.00	8.58	Peak
5	7740.28	36.57	19.09	49.34	36.40	68.60	74.00	5.40	Peak

Remarks: 1. Emission Level= Antenna Factor + Cable Loss + Reading -Amp factor.
2. The emission levels that are 20dB below the official limit are not reported.

Data: 36 File: F:\2017 Report\P\Planet\ACS17Q1941-WIFI-5G-band4-FCC.EM6 (68)

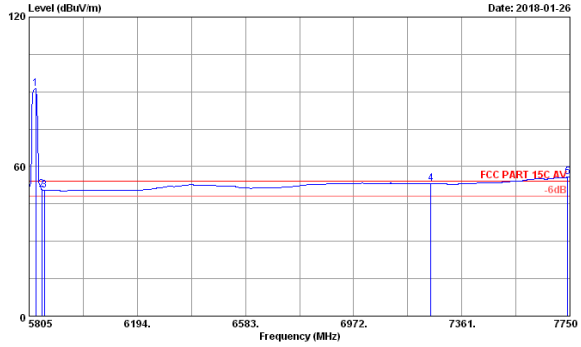

Site no. : 3m Chamber Data no. : 36
Dis. / Ant. : 3m 2017 ANT 3006 HF Ant. pol. : VERTICAL
Limit : FCC PART 15C AV
Env. / Ins. : 23.1°C/52.5% Engineer : Kayle
EUT : Gemini M/N:Gemini WiFi
Power rating : DC 5V From Adapter Input AC 120V/60Hz
Test Mode : IEEE802.11nHT20 5825MHz Tx Mode

No.	Freq. (MHz)	Ant. Factor (dB/m)	Cable Loss (dB)	Reading (dBuV)	Amp factor (dB)	Emission Level (dBuV/m)	Limits (dBuV/m)	Margin (dB)	Remark
1	5828.34	33.29	16.56	76.76	35.35	91.26	54.00	-37.26	Average
2	5850.00	33.31	16.59	36.42	35.43	50.89	54.00	3.11	Average
3	5860.00	33.33	16.59	36.05	35.50	50.47	54.00	3.53	Average
4	7250.00	35.96	18.70	35.61	37.26	53.01	54.00	0.99	Average
5	7742.22	36.60	19.09	36.38	36.40	55.67	54.00	-1.67	Average

Remarks: 1. Emission Level= Antenna Factor + Cable Loss + Reading -Amp factor.
2. The emission levels that are 20dB below the official limit are not reported.

Data: 37 File: F:\2017 Report\P\Planet\ACS17Q1941-WIFI-5G-band4-FCC.EM6 (68)

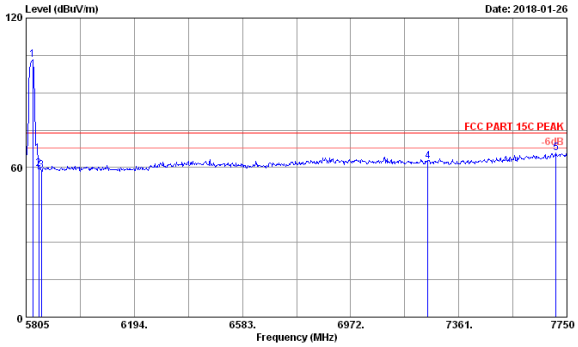

Site no. : 3m Chamber Data no. : 37
Dis. / Ant. : 3m 2017 ANT 3006 HF Ant. pol. : HORIZONTAL
Limit : FCC PART 15C PEAK
Env. / Ins. : 23.1°C/52.5% Engineer : Kayle
EUT : Gemini M/N:Gemini WiFi
Power rating : DC 5V From Adapter Input AC 120V/60Hz
Test Mode : IEEE802.11nHT20 5825MHz Tx Mode

No.	Freq. (MHz)	Ant. Factor (dB/m)	Cable Loss (dB)	Reading (dBuV)	Amp factor (dB)	Emission Level (dBuV/m)	Limits (dBuV/m)	Margin (dB)	Remark
1	5828.34	33.29	16.56	88.72	35.35	103.22	74.00	-29.22	Peak
2	5850.00	33.31	16.59	45.06	35.43	59.53	74.00	14.47	Peak
3	5860.00	33.33	16.59	44.57	35.50	58.99	74.00	15.01	Peak
4	7250.00	35.96	18.70	45.11	37.26	62.51	74.00	11.49	Peak
5	7711.10	36.53	19.06	46.85	36.47	65.97	74.00	8.03	Peak

Remarks: 1. Emission Level= Antenna Factor + Cable Loss + Reading -Amp factor.
2. The emission levels that are 20dB below the official limit are not reported.

Data: 38 File: F:\2017 Report\P\Planet\ACS17Q1941-WIFI-5G-band4-FCC.EM6 (68)

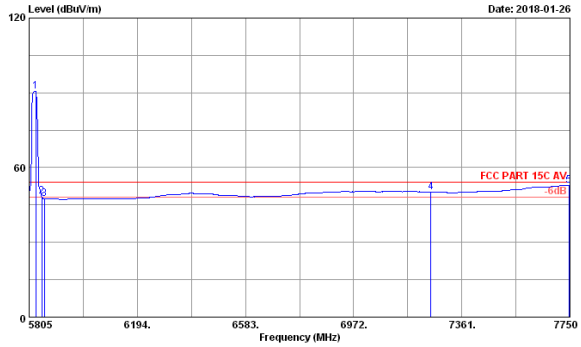

Site no. : 3m Chamber Data no. : 38
Dis. / Ant. : 3m 2017 ANT 3006 HF Ant. pol. : HORIZONTAL
Limit : FCC PART 15C AV
Env. / Ins. : 23.1°C/52.5% Engineer : Kayle
EUT : Gemini M/N:Gemini WiFi
Power rating : DC 5V From Adapter Input AC 120V/60Hz
Test Mode : IEEE802.11nHT20 5825MHz Tx Mode

No.	Freq. (MHz)	Ant. Factor (dB/m)	Cable Loss (dB)	Reading (dBuV)	Amp factor (dB)	Emission Level (dBuV/m)	Limits (dBuV/m)	Margin (dB)	Remark
1	5828.34	33.29	16.56	76.24	35.35	90.74	54.00	-36.74	Average
2	5850.00	33.31	16.59	33.84	35.43	48.31	54.00	5.69	Average
3	5860.00	33.33	16.59	32.95	35.50	47.37	54.00	6.63	Average
4	7250.00	35.96	18.70	32.70	37.26	50.10	54.00	3.90	Average
5	7746.11	36.60	19.09	33.47	36.33	52.83	54.00	1.17	Average

Remarks: 1. Emission Level= Antenna Factor + Cable Loss + Reading -Amp factor.
2. The emission levels that are 20dB below the official limit are not reported.

Data: 43 File: F:\2017 Report\P\Planet\ACS17Q1941-WIFI-5G-band4-FCC.EM6 (68)

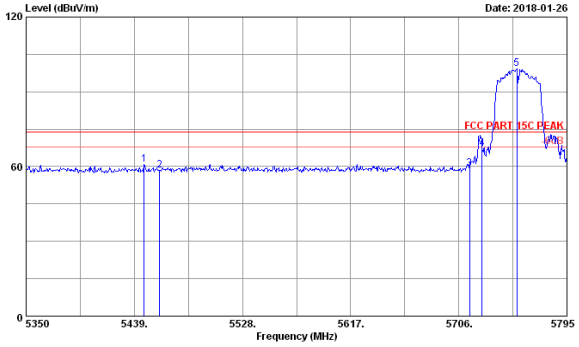

Site no. : 3m Chamber Data no. : 43
Dis. / Ant. : 3m 2017 ANT 3006 HF Ant. pol. : HORIZONTAL
Limit : FCC PART 15C PEAK
Env. / Ins. : 23.1°C/52.5% Engineer : Kayle
EUT : Gemini M/N:Gemini WiFi
Power rating : DC 5V From Adapter Input AC 120V/60Hz
Test Mode : IEEE802.11nHT40 5755MHz Tx Mode

No.	Freq. (MHz)	Ant. Factor (dB/m)	Cable Loss (dB)	Reading (dBuV)	Amp factor (dB)	Emission Level (dBuV/m)	Limits (dBuV/m)	Margin (dB)	Remark
1	5447.01	32.99	15.72	46.49	34.29	60.91	74.00	13.09	Peak
2	5460.00	32.99	15.75	44.25	34.33	58.66	74.00	15.34	Peak
3	5715.00	33.15	16.29	44.83	35.05	59.22	74.00	14.78	Peak
4	5725.00	33.17	16.33	52.83	35.05	67.28	74.00	6.72	Peak
5	5753.62	33.21	16.40	84.95	35.12	99.44	74.00	-25.44	Peak

Remarks: 1. Emission Level= Antenna Factor + Cable Loss + Reading -Amp factor.
2. The emission levels that are 20dB below the official limit are not reported.

Data: 44 File: F:\2017 Report\P\Planet\ACS17Q1941-WIFI-5G-band4-FCC.EM6 (68)

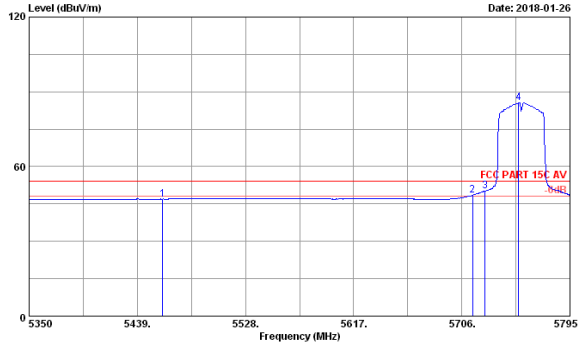

Site no. : 3m Chamber Data no. : 44
Dis. / Ant. : 3m 2017 ANT 3006 HF Ant. pol. : HORIZONTAL
Limit : FCC PART 15C AV
Env. / Ins. : 23.1°C/52.5% Engineer : Kayle
EUT : Gemini M/N:Gemini WiFi
Power rating : DC 5V From Adapter Input AC 120V/60Hz
Test Mode : IEEE802.11nHT40 5755MHz Tx Mode

No.	Freq. (MHz)	Ant. Factor (dB/m)	Cable Loss (dB)	Reading (dBuV)	Amp factor (dB)	Emission Level (dBuV/m)	Limits (dBuV/m)	Margin (dB)	Remark
1	5460.00	32.99	15.75	32.54	34.33	46.95	54.00	7.05	Average
2	5715.00	33.15	16.29	34.04	35.05	48.43	54.00	5.57	Average
3	5725.00	33.17	16.33	35.74	35.05	50.19	54.00	3.81	Average
4	5752.73	33.21	16.37	71.07	35.12	85.53	54.00	-31.53	Average

Remarks: 1. Emission Level= Antenna Factor + Cable Loss + Reading -Amp factor.
2. The emission levels that are 20dB below the official limit are not reported.

Data: 45 File: F:\2017 Report\P\Planet\ACS17Q1941-WIFI-5G-band4-FCC.EM6 (68)

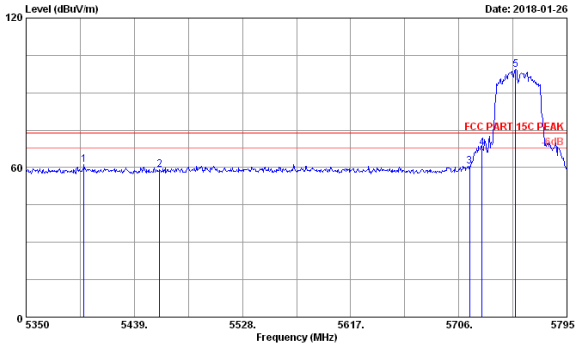

Site no. : 3m Chamber Data no. : 45
Dis. / Ant. : 3m 2017 ANT 3006 HF Ant. pol. : VERTICAL
Limit : FCC PART 15C PEAK
Env. / Ins. : 23.1°C/52.5% Engineer : Kayle
EUT : Gemini M/N:Gemini WiFi
Power rating : DC 5V From Adapter Input AC 120V/60Hz
Test Mode : IEEE802.11nHT40 5755MHz Tx Mode

No.	Freq. (MHz)	Ant. Factor (dB/m)	Cable Loss (dB)	Reading (dBuV)	Amp factor (dB)	Emission Level (dBuV/m)	Limits (dBuV/m)	Margin (dB)	Remark
1	5397.62	33.08	15.64	46.72	34.22	61.22	74.00	12.78	Peak
2	5460.00	32.99	15.75	44.76	34.33	59.17	74.00	14.83	Peak
3	5715.00	33.15	16.29	46.21	35.05	60.60	74.00	13.40	Peak
4	5725.14	33.17	16.33	53.31	35.05	67.76	74.00	6.24	Peak
5	5752.73	33.21	16.37	84.83	35.12	99.29	74.00	-25.29	Peak

Remarks: 1. Emission Level= Antenna Factor + Cable Loss + Reading -Amp factor.
2. The emission levels that are 20dB below the official limit are not reported.

Data: 46 File: F:\2017 Report\P\Planet\ACS17Q1941-WIFI-5G-band4-FCC.EM6 (68)

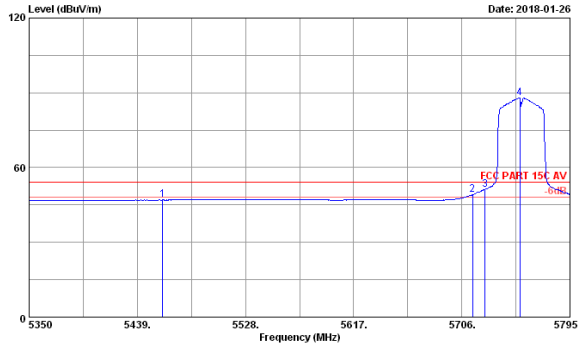

Site no. : 3m Chamber Data no. : 46
Dis. / Ant. : 3m 2017 ANT 3006 HF Ant. pol. : VERTICAL
Limit : FCC PART 15C AV
Env. / Ins. : 23.1°C/52.5% Engineer : Kayle
EUT : Gemini M/N:Gemini WiFi
Power rating : DC 5V From Adapter Input AC 120V/60Hz
Test Mode : IEEE802.11nHT40 5755MHz Tx Mode

No.	Freq. (MHz)	Ant. Factor (dB/m)	Cable Loss (dB)	Reading (dBuV)	Amp factor (dB)	Emission Level (dBuV/m)	Limits (dBuV/m)	Margin (dB)	Remark
1	5460.00	32.99	15.75	32.57	34.33	46.98	54.00	7.02	Average
2	5715.00	33.15	16.29	34.69	35.05	49.08	54.00	4.92	Average
3	5725.00	33.17	16.33	36.79	35.05	51.24	54.00	2.76	Average
4	5753.62	33.21	16.40	73.39	35.12	87.88	54.00	-33.88	Average

Remarks: 1. Emission Level= Antenna Factor + Cable Loss + Reading -Amp factor.
2. The emission levels that are 20dB below the official limit are not reported.

Data: 51 File: F:\2017 Report\P\Planet\ACS17Q1941-WIFI-5G-band4-FCC.EM6 (68)

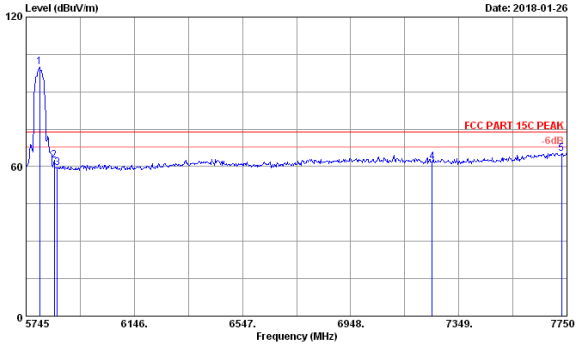

Site no. : 3m Chamber Data no. : 51
Dis. / Ant. : 3m 2017 ANT 3006 HF Ant. pol. : VERTICAL
Limit : FCC PART 15C PEAK
Env. / Ins. : 23.1°C/52.5% Engineer : Kayle
EUT : Gemini M/N:Gemini WiFi
Power rating : DC 5V From Adapter Input AC 120V/60Hz
Test Mode : IEEE802.11nHT40 5795MHz Tx Mode

No.	Freq. (MHz)	Ant. Factor (dB/m)	Cable Loss (dB)	Reading (dBuV)	Amp factor (dB)	Emission Level (dBuV/m)	Limits (dBuV/m)	Margin (dB)	Remark
1	5795.13	33.25	16.48	85.59	35.28	100.04	74.00	-26.04	Peak
2	5850.00	33.31	16.59	48.11	35.43	62.58	74.00	11.42	Peak
3	5860.00	33.33	16.59	44.92	35.50	59.34	74.00	14.66	Peak
4	7250.00	35.96	18.70	44.60	37.26	62.00	74.00	12.00	Peak
5	7729.95	36.57	19.07	46.03	36.40	65.27	74.00	8.73	Peak

Remarks: 1. Emission Level= Antenna Factor + Cable Loss + Reading -Amp factor.
2. The emission levels that are 20dB below the official limit are not reported.

Data: 52 File: F:\2017 Report\P\Planet\ACS17Q1941-WIFI-5G-band4-FCC.EM6 (68)

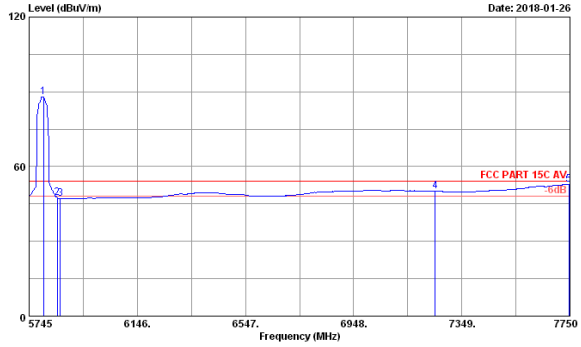

Site no. : 3m Chamber Data no. : 52
Dis. / Ant. : 3m 2017 ANT 3006 HF Ant. pol. : VERTICAL
Limit : FCC PART 15C AV
Env. / Ins. : 23.1°C/52.5% Engineer : Kayle
EUT : Gemini M/N:Gemini WiFi
Power rating : DC 5V From Adapter Input AC 120V/60Hz
Test Mode : IEEE802.11nHT40 5795MHz Tx Mode

No.	Freq. (MHz)	Ant. Factor (dB/m)	Cable Loss (dB)	Reading (dBuV)	Amp factor (dB)	Emission Level (dBuV/m)	Limits (dBuV/m)	Margin (dB)	Remark
1	5799.14	33.25	16.48	73.43	35.28	87.88	54.00	-33.88	Average
2	5850.00	33.31	16.59	33.00	35.43	47.47	54.00	6.53	Average
3	5860.00	33.33	16.59	32.80	35.50	47.22	54.00	6.78	Average
4	7250.00	35.96	18.70	32.64	37.26	50.04	54.00	3.96	Average
5	7745.99	36.60	19.09	33.43	36.33	52.79	54.00	1.21	Average

Remarks: 1. Emission Level= Antenna Factor + Cable Loss + Reading -Amp factor.
2. The emission levels that are 20dB below the official limit are not reported.

Data: 53 File: F:\2017 Report\P\Planet\ACS17Q1941-WIFI-5G-band4-FCC.EM6 (68)

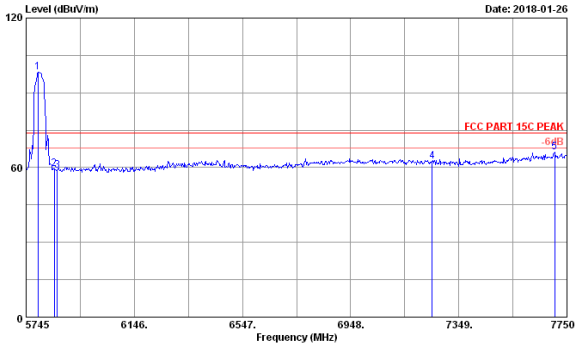

Site no. : 3m Chamber Data no. : 53
Dis. / Ant. : 3m 2017 ANT 3006 HF Ant. pol. : HORIZONTAL
Limit : FCC PART 15C PEAK
Env. / Ins. : 23.1°C/52.5% Engineer : Kayle
EUT : Gemini M/N:Gemini WiFi
Power rating : DC 5V From Adapter Input AC 120V/60Hz
Test Mode : IEEE802.11nHT40 5795MHz Tx Mode

No.	Freq. (MHz)	Ant. Factor (dB/m)	Cable Loss (dB)	Reading (dBuV)	Amp factor (dB)	Emission Level (dBuV/m)	Limits (dBuV/m)	Margin (dB)	Remark
1	5789.11	33.25	16.44	83.71	35.28	98.12	74.00	-24.12	Peak
2	5850.00	33.31	16.59	45.11	35.43	59.58	74.00	14.42	Peak
3	5860.00	33.33	16.59	44.50	35.50	58.92	74.00	15.08	Peak
4	7250.00	35.96	18.70	45.19	37.26	62.59	74.00	11.41	Peak
5	7703.89	36.50	19.06	47.18	36.47	66.27	74.00	7.73	Peak

Remarks: 1. Emission Level= Antenna Factor + Cable Loss + Reading -Amp factor.
2. The emission levels that are 20dB below the official limit are not reported.

Data: 54 File: F:\2017 Report\P\Planet\ACS17Q1941-WIFI-5G-band4-FCC.EM6 (68)

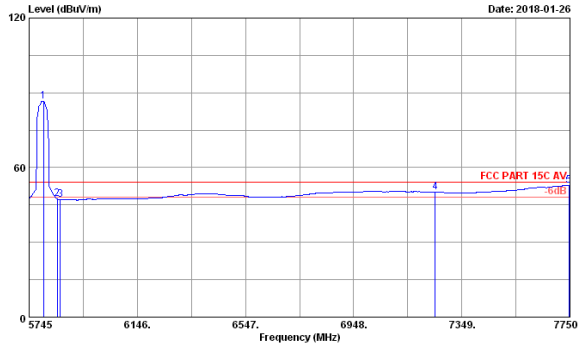

Site no. : 3m Chamber Data no. : 54
Dis. / Ant. : 3m 2017 ANT 3006 HF Ant. pol. : HORIZONTAL
Limit : FCC PART 15C AV
Env. / Ins. : 23.1°C/52.5% Engineer : Kayle
EUT : Gemini M/N:Gemini WiFi
Power rating : DC 5V From Adapter Input AC 120V/60Hz
Test Mode : IEEE802.11nHT40 5795MHz Tx Mode

No.	Freq. (MHz)	Ant. Factor (dB/m)	Cable Loss (dB)	Reading (dBuV)	Amp factor (dB)	Emission Level (dBuV/m)	Limits (dBuV/m)	Margin (dB)	Remark
1	5799.14	33.25	16.48	72.25	35.28	86.70	54.00	-32.70	Average
2	5850.00	33.31	16.59	32.93	35.43	47.40	54.00	6.60	Average
3	5860.00	33.33	16.59	32.72	35.50	47.14	54.00	6.86	Average
4	7250.00	35.96	18.70	32.61	37.26	50.01	54.00	3.99	Average
5	7745.99	36.60	19.09	33.44	36.33	52.80	54.00	1.20	Average

Remarks: 1. Emission Level= Antenna Factor + Cable Loss + Reading -Amp factor.
2. The emission levels that are 20dB below the official limit are not reported.

Data: 59 File: F:\2017 Report\P\Planet\ACS17Q1941-WIFI-5G-band4-FCC.EM6 (68)

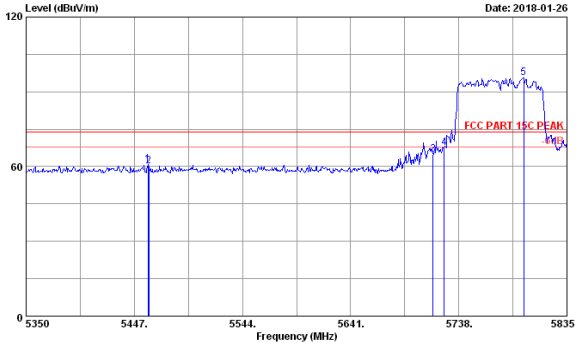

Site no. : 3m Chamber Data no. : 59
Dis. / Ant. : 3m 2017 ANT 3006 HF Ant. pol. : HORIZONTAL
Limit : FCC PART 15C PEAK
Env. / Ins. : 23.1°C/52.5% Engineer : Kayle
EUT : Gemini M/N:Gemini WiFi
Power rating : DC 5V From Adapter Input AC 120V/60Hz
Test Mode : IEEE802.11nHT80 5775MHz Tx Mode

No.	Freq. (MHz)	Ant. Factor (dB/m)	Cable Loss (dB)	Reading (dBuV)	Amp factor (dB)	Emission Level (dBuV/m)	Limits (dBuV/m)	Margin (dB)	Remark
1	5459.13	32.99	15.75	46.46	34.33	60.87	74.00	13.13	Peak
2	5460.00	32.99	15.75	45.71	34.33	60.12	74.00	13.88	Peak
3	5715.00	33.15	16.29	50.49	35.05	64.88	74.00	9.12	Peak
4	5725.00	33.17	16.33	53.08	35.05	67.53	74.00	6.47	Peak
5	5796.20	33.25	16.48	81.29	35.28	95.74	74.00	-21.74	Peak

Remarks: 1. Emission Level= Antenna Factor + Cable Loss + Reading -Amp factor.
2. The emission levels that are 20dB below the official limit are not reported.

Data: 60 File: F:\2017 Report\P\Planet\ACS17Q1941-WIFI-5G-band4-FCC.EM6 (68)

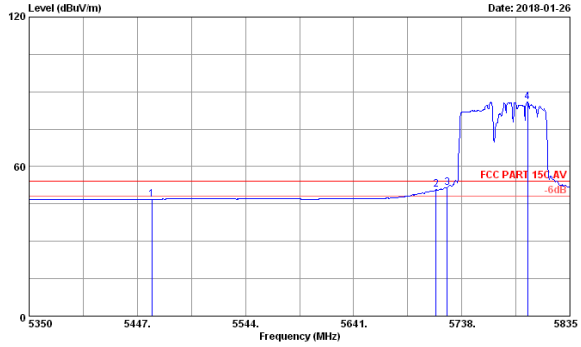

Site no. : 3m Chamber Data no. : 60
Dis. / Ant. : 3m 2017 ANT 3006 HF Ant. pol. : HORIZONTAL
Limit : FCC PART 15C AV
Env. / Ins. : 23.1°C/52.5% Engineer : Kayle
EUT : Gemini M/N:Gemini WiFi
Power rating : DC 5V From Adapter Input AC 120V/60Hz
Test Mode : IEEE802.11nHT80 5775MHz Tx Mode

No.	Freq. (MHz)	Ant. Factor (dB/m)	Cable Loss (dB)	Reading (dBuV)	Amp factor (dB)	Emission Level (dBuV/m)	Limits (dBuV/m)	Margin (dB)	Remark
1	5460.00	32.99	15.75	32.47	34.33	46.88	54.00	7.12	Average
2	5715.00	33.15	16.29	36.31	35.05	50.70	54.00	3.30	Average
3	5725.00	33.17	16.33	37.16	35.05	51.61	54.00	2.39	Average
4	5797.17	33.25	16.48	71.41	35.28	85.86	54.00	-31.86	Average

Remarks: 1. Emission Level= Antenna Factor + Cable Loss + Reading -Amp factor.
2. The emission levels that are 20dB below the official limit are not reported.

Data: 61 File: F:\2017 Report\P\Planet\ACS17Q1941-WIFI-5G-band4-FCC.EM6 (68)

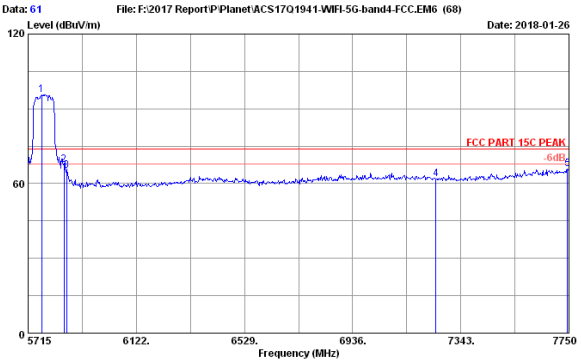

Site no. : 3m Chamber Data no. : 61
Dis. / Ant. : 3m 2017 ANT 3006 HF Ant. pol. : HORIZONTAL
Limit : FCC PART 15C PEAK
Env. / Ins. : 23.1°C/52.5% Engineer : Kayle
EUT : Gemini M/N:Gemini WiFi
Power rating : DC 5V From Adapter Input AC 120V/60Hz
Test Mode : IEEE802.11nHT80 5775MHz Tx Mode

No.	Freq. (MHz)	Ant. Factor (dB/m)	Cable Loss (dB)	Reading (dBuV)	Amp factor (dB)	Emission Level (dBuV/m)	Limits (dBuV/m)	Margin (dB)	Remark
1	5765.88	33.21	16.40	81.29	35.20	95.70	74.00	-21.70	Peak
2	5850.00	33.31	16.59	53.13	35.43	67.60	74.00	6.40	Peak
3	5860.00	33.33	16.59	50.66	35.50	65.08	74.00	8.92	Peak
4	7250.00	35.96	18.70	44.50	37.26	61.90	74.00	12.10	Peak
5	7743.90	36.60	19.09	46.50	36.40	65.79	74.00	8.21	Peak

Remarks: 1. Emission Level= Antenna Factor + Cable Loss + Reading -Amp factor.
2. The emission levels that are 20dB below the official limit are not reported.

Data: 62 File: F:\2017 Report\P\Planet\ACS17Q1941-WIFI-5G-band4-FCC.EM6 (68)

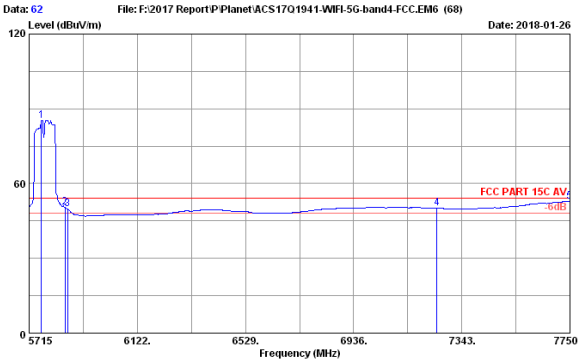

Site no. : 3m Chamber Data no. : 62
Dis. / Ant. : 3m 2017 ANT 3006 HF Ant. pol. : HORIZONTAL
Limit : FCC PART 15C AV
Env. / Ins. : 23.1°C/52.5% Engineer : Kayle
EUT : Gemini M/N:Gemini WiFi
Power rating : DC 5V From Adapter Input AC 120V/60Hz
Test Mode : IEEE802.11nHT80 5775MHz Tx Mode

No.	Freq. (MHz)	Ant. Factor (dB/m)	Cable Loss (dB)	Reading (dBuV)	Amp factor (dB)	Emission Level (dBuV/m)	Limits (dBuV/m)	Margin (dB)	Remark
1	5761.81	33.21	16.40	70.93	35.20	85.34	54.00	-31.34	Average
2	5850.00	33.31	16.59	35.93	35.43	50.40	54.00	3.60	Average
3	5860.00	33.33	16.59	35.29	35.50	49.71	54.00	4.29	Average
4	7250.00	35.96	18.70	32.63	37.26	50.03	54.00	3.97	Average
5	7750.00	36.60	19.10	33.43	36.33	52.80	54.00	1.20	Average

Remarks: 1. Emission Level= Antenna Factor + Cable Loss + Reading -Amp factor.
2. The emission levels that are 20dB below the official limit are not reported.

Data: 63 File: F:\2017 Report\P\Planet\ACS17Q1941-WIFI-5G-band4-FCC.EM6 (68)

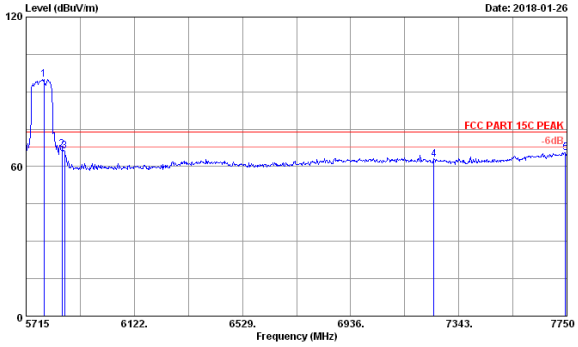

Site no. : 3m Chamber Data no. : 63
Dis. / Ant. : 3m 2017 ANT 3006 HF Ant. pol. : VERTICAL
Limit : FCC PART 15C PEAK
Env. / Ins. : 23.1°C/52.5% Engineer : Kayle
EUT : Gemini M/N:Gemini WiFi
Power rating : DC 5V From Adapter Input AC 120V/60Hz
Test Mode : IEEE802.11nHT80 5775MHz Tx Mode

No.	Freq. (MHz)	Ant. Factor (dB/m)	Cable Loss (dB)	Reading (dBuV)	Amp factor (dB)	Emission Level (dBuV/m)	Limits (dBuV/m)	Margin (dB)	Remark
1	5782.16	33.23	16.44	80.55	35.28	94.94	74.00	-20.94	Peak
2	5850.00	33.31	16.59	52.55	35.43	67.02	74.00	6.98	Peak
3	5860.00	33.33	16.59	51.68	35.50	66.10	74.00	7.90	Peak
4	7250.00	35.96	18.70	45.48	37.26	62.88	74.00	11.12	Peak
5	7743.90	36.60	19.09	46.38	36.40	65.67	74.00	8.33	Peak

Remarks: 1. Emission Level= Antenna Factor + Cable Loss + Reading -Amp factor.
2. The emission levels that are 20dB below the official limit are not reported.

Data: 64 File: F:\2017 Report\P\Planet\ACS17Q1941-WIFI-5G-band4-FCC.EM6 (68)

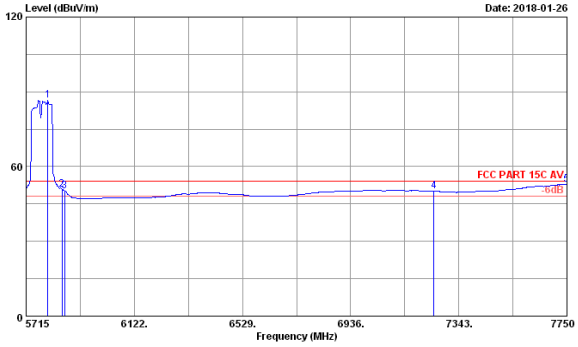

Site no. : 3m Chamber Data no. : 64
Dis. / Ant. : 3m 2017 ANT 3006 HF Ant. pol. : VERTICAL
Limit : FCC PART 15C AV
Env. / Ins. : 23.1°C/52.5% Engineer : Kayle
EUT : Gemini M/N:Gemini WiFi
Power rating : DC 5V From Adapter Input AC 120V/60Hz
Test Mode : IEEE802.11nHT80 5775MHz Tx Mode

No.	Freq. (MHz)	Ant. Factor (dB/m)	Cable Loss (dB)	Reading (dBuV)	Amp factor (dB)	Emission Level (dBuV/m)	Limits (dBuV/m)	Margin (dB)	Remark
1	5796.40	33.25	16.48	72.13	35.28	86.58	54.00	-32.58	Average
2	5850.00	33.31	16.59	36.46	35.43	50.93	54.00	3.07	Average
3	5860.00	33.33	16.59	35.75	35.50	50.17	54.00	3.83	Average
4	7250.00	35.96	18.70	32.60	37.26	50.00	54.00	4.00	Average
5	7750.00	36.60	19.10	33.43	36.33	52.80	54.00	1.20	Average

Remarks: 1. Emission Level= Antenna Factor + Cable Loss + Reading -Amp factor.
2. The emission levels that are 20dB below the official limit are not reported.

Data: 65 File: F:\2017 Report\P\Planet\ACS17Q1941-WIFI-5G-band4-FCC.EM6 (68)

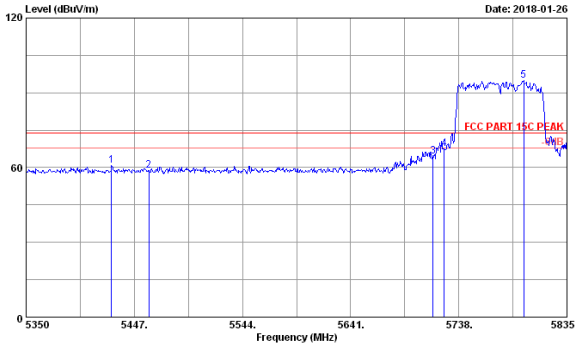

Site no. : 3m Chamber Data no. : 65
Dis. / Ant. : 3m 2017 ANT 3006 HF Ant. pol. : VERTICAL
Limit : FCC PART 15C PEAK
Env. / Ins. : 23.1°C/52.5% Engineer : Kayle
EUT : Gemini M/N:Gemini WiFi
Power rating : DC 5V From Adapter Input AC 120V/60Hz
Test Mode : IEEE802.11nHT80 5775MHz Tx Mode

No.	Freq. (MHz)	Ant. Factor (dB/m)	Cable Loss (dB)	Reading (dBuV)	Amp factor (dB)	Emission Level (dBuV/m)	Limits (dBuV/m)	Margin (dB)	Remark
1	5426.63	33.05	15.68	46.36	34.29	60.80	74.00	13.20	Peak
2	5460.00	32.99	15.75	44.45	34.33	58.86	74.00	15.14	Peak
3	5715.00	33.15	16.29	50.10	35.05	64.49	74.00	9.51	Peak
4	5725.00	33.17	16.33	53.03	35.05	67.48	74.00	6.52	Peak
5	5796.20	33.25	16.48	80.45	35.28	94.90	74.00	-20.90	Peak

Remarks: 1. Emission Level= Antenna Factor + Cable Loss + Reading -Amp factor.
2. The emission levels that are 20dB below the official limit are not reported.

Data: 66 File: F:\2017 Report\P\Planet\ACS17Q1941-WIFI-5G-band4-FCC.EM6 (68)

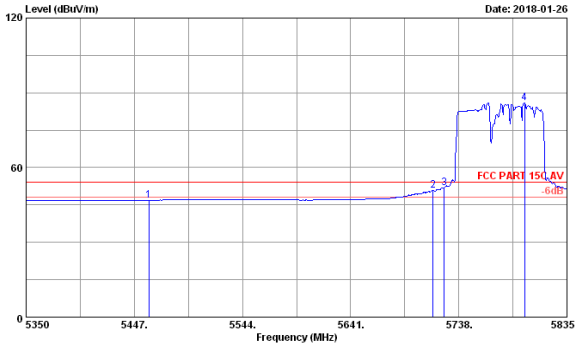

Site no. : 3m Chamber Data no. : 66
Dis. / Ant. : 3m 2017 ANT 3006 HF Ant. pol. : VERTICAL
Limit : FCC PART 15C AV
Env. / Ins. : 23.1°C/52.5% Engineer : Kayle
EUT : Gemini M/N:Gemini WiFi
Power rating : DC 5V From Adapter Input AC 120V/60Hz
Test Mode : IEEE802.11nHT80 5775MHz Tx Mode

No.	Freq. (MHz)	Ant. Factor (dB/m)	Cable Loss (dB)	Reading (dBuV)	Amp factor (dB)	Emission Level (dBuV/m)	Limits (dBuV/m)	Margin (dB)	Remark
1	5460.00	32.99	15.75	32.50	34.33	46.91	54.00	7.09	Average
2	5715.00	33.15	16.29	36.50	35.05	50.89	54.00	3.11	Average
3	5725.00	33.17	16.33	37.46	35.05	51.91	54.00	2.09	Average
4	5797.17	33.25	16.48	71.58	35.28	86.03	54.00	-32.03	Average

Remarks: 1. Emission Level= Antenna Factor + Cable Loss + Reading -Amp factor.
2. The emission levels that are 20dB below the official limit are not reported.