名称	WXM29手雷说明书CN
尺寸	宽85mmx高115mm
材质	157g铜版纸

Bietrun®

WXM29

If you have any questions, please feel free to contact us.
E-mail: amazon@bietrun.com

1.

Product Introduction

The XLR Microphone Wireless System adopts UHF frequency band transmission, which has the characteristics of long transmission distance, strong anti-interference ability, low delay and clear sound quality. Compatible with a variety of pickups. The working status is intuitive, and easy to use.

Note: Please read and follow all warnings carefully before use, and keep this manual for subsequent use.

Product Features

1. UHF frequency band wireless transmission, get rid of the trouble of cable entanglement, good anti-interference performance,crystal clear signal sound quality.
2. One-key startup, microphone music input switching., simple operation;
3. LED screen display, clear at a glance;
4. A variety of microphones meet different use occasions;

2.

Product Description

Transmitter

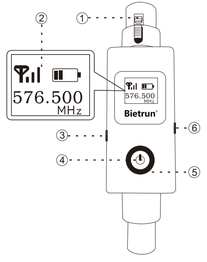

3.

Serial NO.	Part Name	Function Description	Notes
1	XLR Port	Connect microphoneConnect microphone	
2	Display Screen	(1) working state of the microphone, including power, signal, frequency and 48V power supply (2) If there is no keyless operation , it will enter power-saving mode and only display power information. Press any key to reactivate the display	Needed to change battery when
3	Mic/Music switch	Up for audio input; down for mic input	
4	Power button	(1)Hold to turn on,long press to turn off (2)Change frequency short press twice with powered on. 25 frequencies in total.	When connecting the Condenser microphone, you need to press twice, then long press for 10 seconds to 48V mode (48V will be displayed on the screen)
5	Indicator	Green light when powered on	
6	Charging Port	Type-c charging port, input voltage DC5V 1A	

4.

Receiver

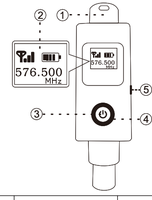

Serial NO.	Part Name	Function Description		Notes
1	XLR Port	Input port to connect amplifier		
2	Display screen	Display connection, battery life and frequency		
3	Power button	Hold to turn on,Long press to turn off		
4	LED Indicator	Red	Low power	
		Green	Volume	
		Blue	Battery life	
5	Charging Port	Type-c charging port, input voltage DC5V 1A		

5.

Product Connection

1.Output Connection

Audio equipment with XLR port can be connected to this product, including mixers, multimedia speakers, power amplifiers, etc.

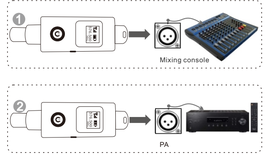

2.Input Connection

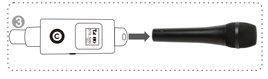

6.

Trouble Shooting

Serial NO.	Problem	Solution
1	Transmitter can not be turned on	(1)Charge first, then check whether the transmitter charging indicator light is on. (2)Press and hold the power switch for 2 seconds to power on, short press cannot power on.
2	Receiver can not be turned on	(1)Charge first, then check whether the transmitter charging indicator light is on. (2)Press and hold the power switch for 2 seconds to power on, short press cannot power on.
3	No sound	(1)Check whether the volume of the microphone and the audio device has been turned on; (2)Check whether the transmitter and receiver are successfully connected: the microphone information will be displayed if the connection is successful. (3)The amplifier which connect the receiver may need to set the input mode, please refer to the manual of the amplifier for setting;
4	Small sound	(1)Check whether the switch button of the transmitter is in the appropriate position. If the transmitter is connected to the microphone input, it should be adjusted to the microphone position, (2)Turn up the volume of the output device.
5	Intermittent sound	(1)Shorten the distance between the transmitter and the receiver, the visual distance does not exceed 50M, and the transmission distance will be shortened when there are obstacles in the middle. (2)Change frequency;
6	Howling, screaming	(1)Reduce the volume of the amplifier or microphone; (2)Do not place the microphone too close to the speaker.

7.

Product Parameters

Receiver

Receiving frequency: U Band
Sensitivity: 2μV
Image interference ratio: >85dB
Audio output: 800mV-1.4V
Receive channel: 1
Antenna: universal antenna
Frequency stability: ±0.002%
Interference frequency ratio > 90dB
Signal to noise ratio: >95dB
Working range: Standard conditions 30 to 50 m
Supply Voltage: DC 5V

Transmitter

Carrier frequency: U Band
Transmit power: 10mW
Harmonic: <Main wave 40dB
Battery: lithium battery
Frequency stability: ±0.002%
Current consumption: <25mA
Standard: Fixed frequency
Antenna: built-in

Complex Index

Dynamic Range: >95dB
System distortion(<1%, 1K Hertz modulation)
Frequency response: 50Hz-18KHz(+3dB)

Package List

1X Transmitter
1X Receiver
1X XLR to 6.35mm adapter
1X charging cable
1X User Manual

Manufacturer:
SHENZHEN LONGXIANG INTELLIGENT TECHNOLOGY CO. LTD.
Address: FLOOR 4, BUILDING D, FUXINLIN INDUSTRIAL AREA, HANGCHENG INDUSTRIAL ZONE FUHUA COMMUNITY XIXIANG STREET, BAOAN DISTRICT SHENZHEN GUANGDONG CHINA

封面

FCC Warning Statement

Changes or modifications not expressly approved by the party responsible for compliance could void the user's authority to operate the equipment. This equipment has been tested and found to comply with the limits for a Class B digital device, pursuant to Part 15 of the FCC Rules. These limits are designed to provide reasonable protection against harmful interference in a residential installation. This equipment generates uses and can radiate radio frequency energy and, if not installed and used in accordance with the instructions, may cause harmful interference to radio communications. However, there is no guarantee that interference will not occur in a particular installation. If this equipment does cause harmful interference to radio or television reception, which can be determined by turning the equipment off and on, the user is encouraged to try to correct the interference by one or more of the following measures:

- Reorient or relocate the receiving antenna.
- Increase the separation between the equipment and receiver.
- Connect the equipment into an outlet on a circuit different from that to which the receiver is connected.
- Consult the dealer or an experienced radio/TV technician for help.

This device complies with part 15 of the FCC Rules. Operation is subject to the following two conditions: (1) This device may not cause harmful interference, and (2) this device must accept any interference received, including interference that may cause undesired operation.

The device has been evaluated to meet general RF exposure requirement.