GSM1900 (GSM)	GSM1900 (EDGE class 8)
Lowest Channel	**Lowest Channel**
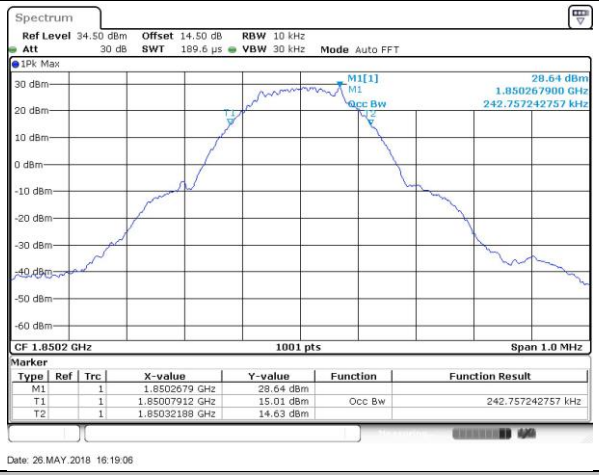	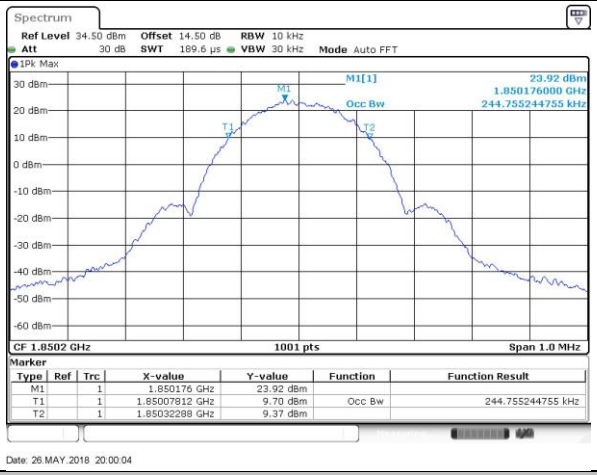
Middle Channel	**Middle Channel**
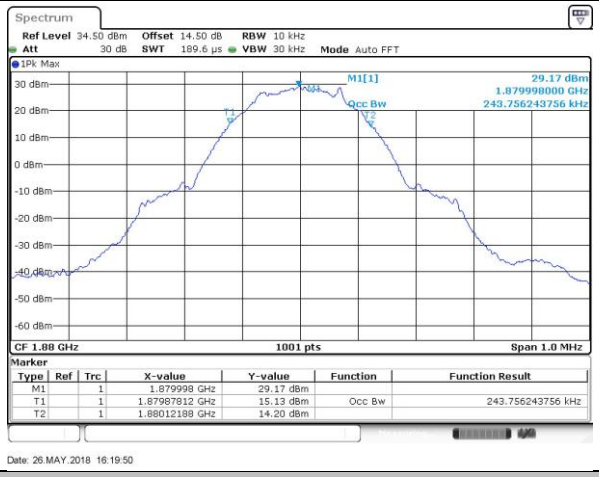	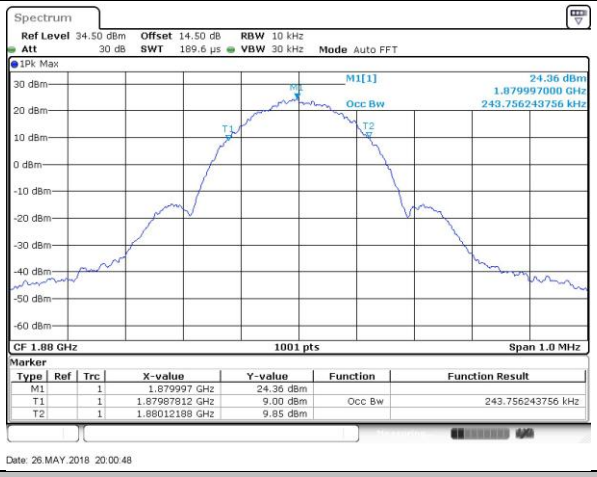
Highest Channel	**Highest Channel**
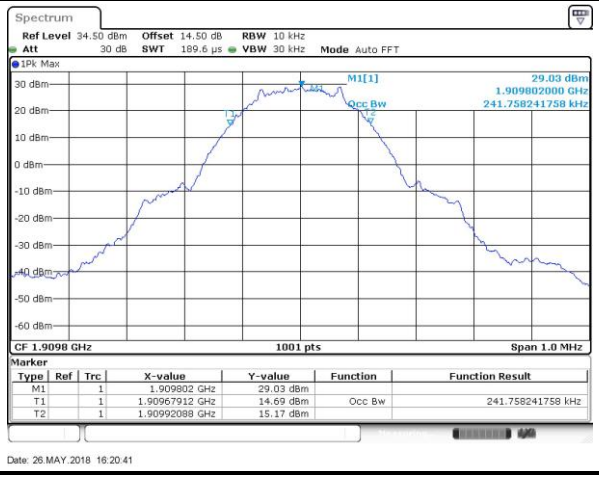	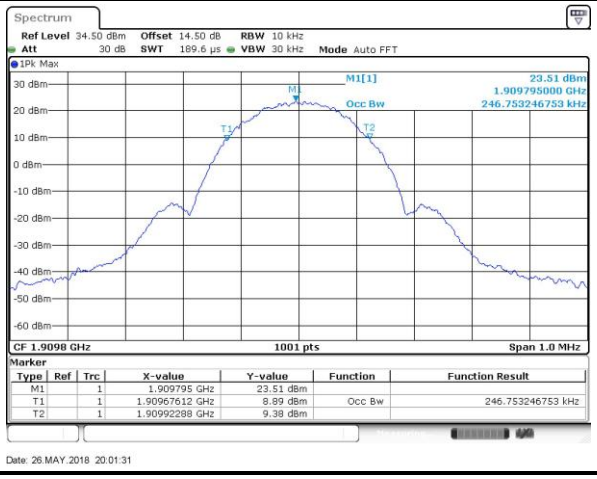

WCDMA Band V (RMC 12.2Kbps)	WCDMA Band II (RMC 12.2Kbps)
Lowest Channel	**Lowest Channel**
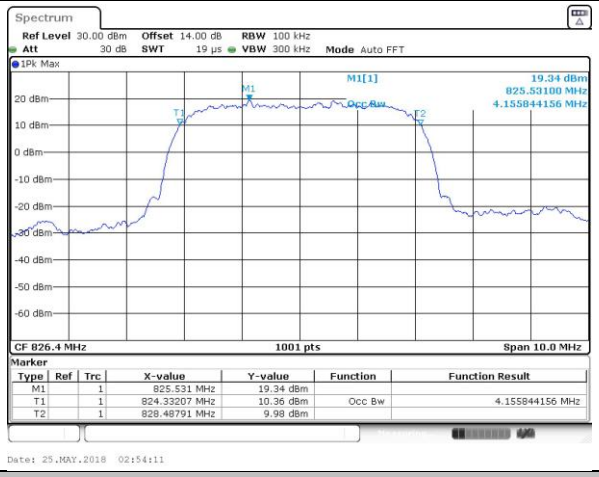	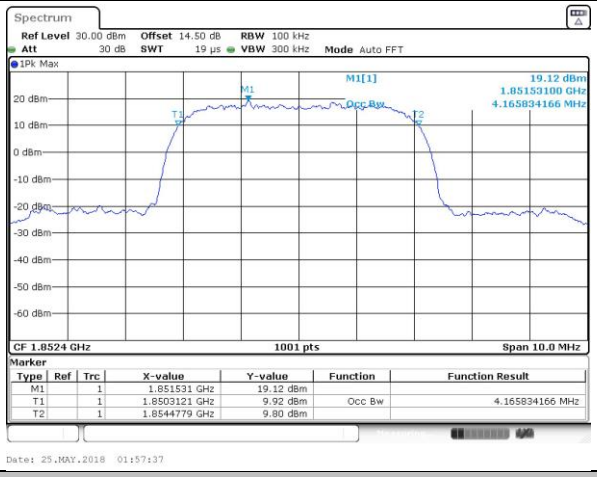
Middle Channel	**Middle Channel**
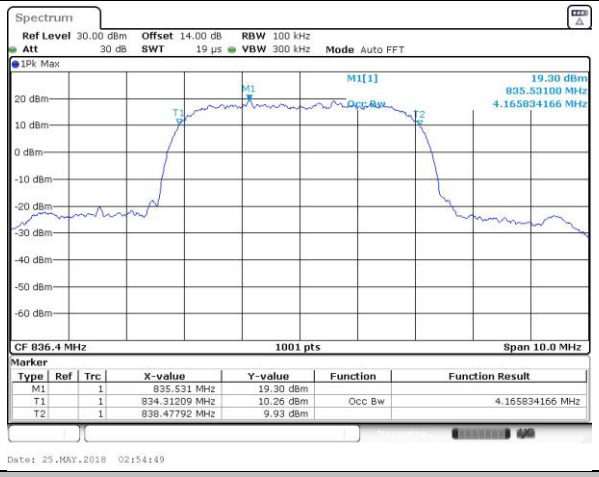	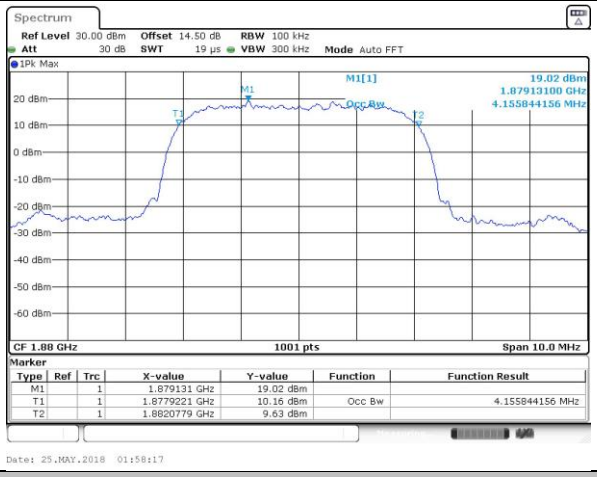
Highest Channel	**Highest Channel**
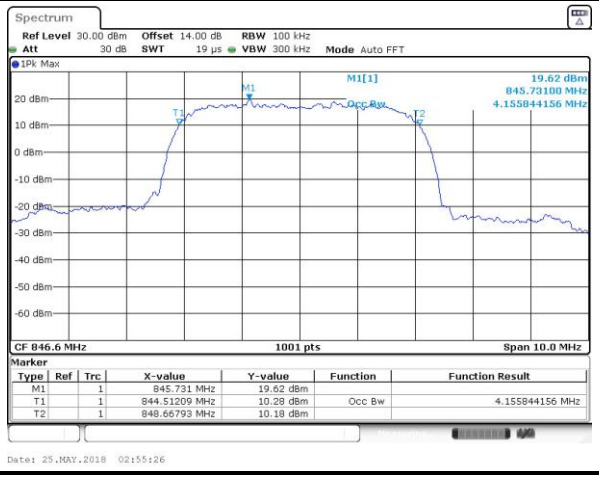	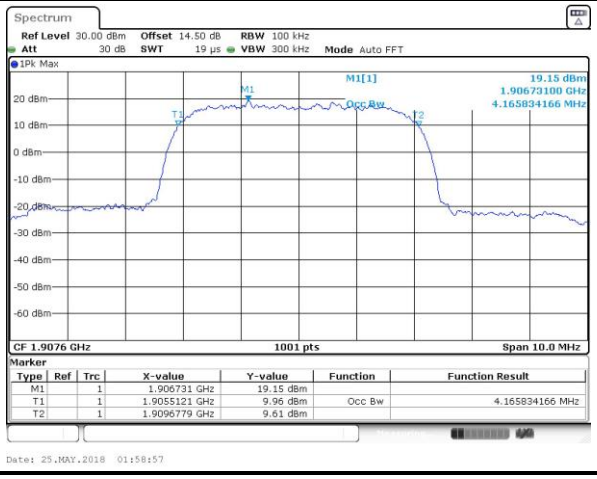

WCDMA Band IV (RMC 12.2Kbps)

Lowest Channel

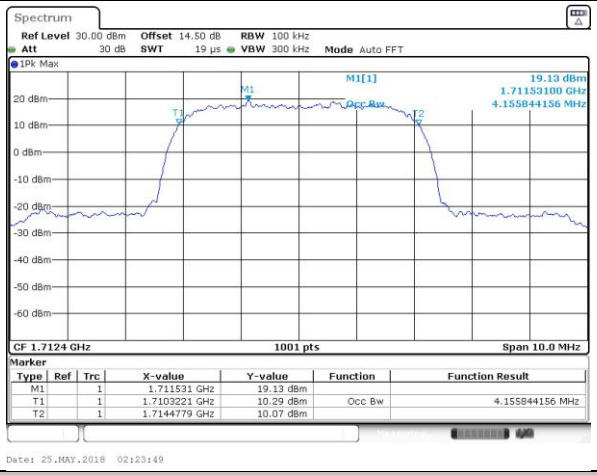

Middle Channel

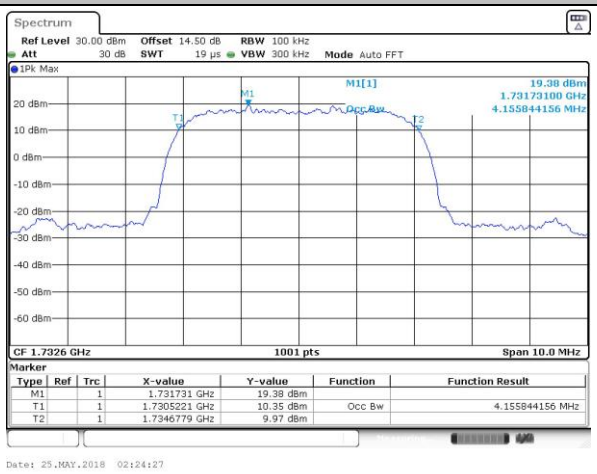

Highest Channel

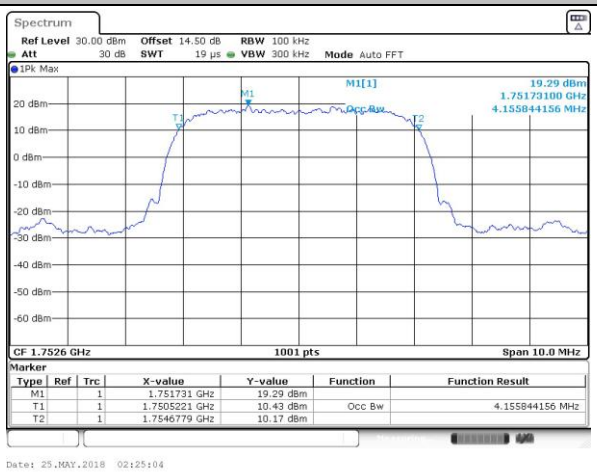

Conducted Band Edge

GSM850 (GSM)

Lowest Band Edge

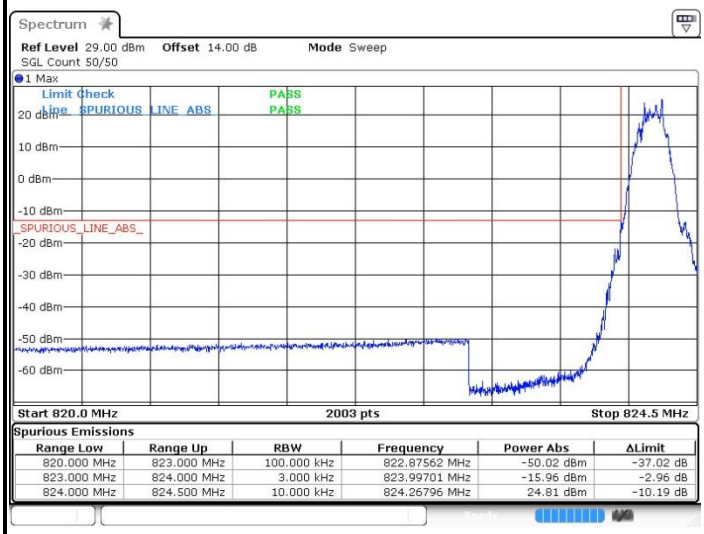

Spurious Emissions

Range Low	Range Up	RBW	Frequency	Power Abs	ΔLimit
820.000 MHz	823.000 MHz	100.000 kHz	822.87562 MHz	-50.02 dBm	-37.02 dB
823.000 MHz	824.000 MHz	3.000 kHz	823.99701 MHz	-15.96 dBm	-2.96 dB
824.000 MHz	824.500 MHz	10.000 kHz	824.26796 MHz	24.81 dBm	-10.19 dB

Date: 29.MAY.2018 10:40:14

Highest Band Edge

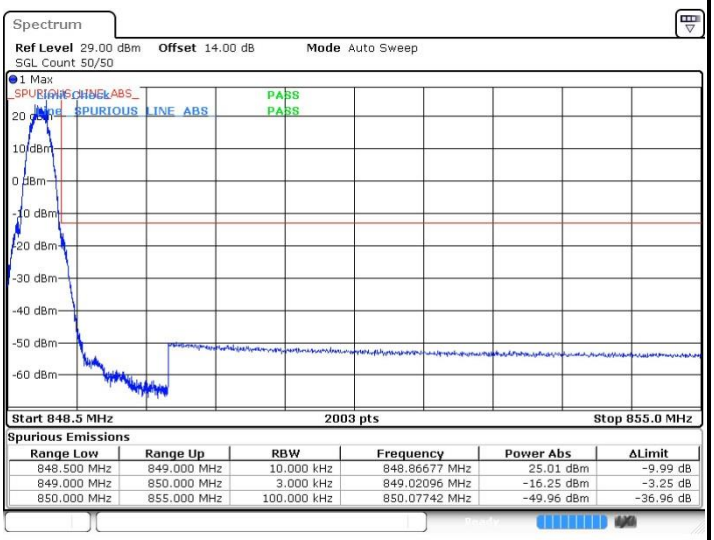

Spurious Emissions

Range Low	Range Up	RBW	Frequency	Power Abs	ΔLimit
848.500 MHz	849.000 MHz	10.000 kHz	848.86677 MHz	25.01 dBm	-9.99 dB
849.000 MHz	850.000 MHz	3.000 kHz	849.02096 MHz	-16.25 dBm	-3.25 dB
850.000 MHz	855.000 MHz	100.000 kHz	850.07742 MHz	-49.96 dBm	-36.96 dB

Date: 26.MAY.2018 11:26:49

GSM850 (EDGE class 8)

Lowest Band Edge

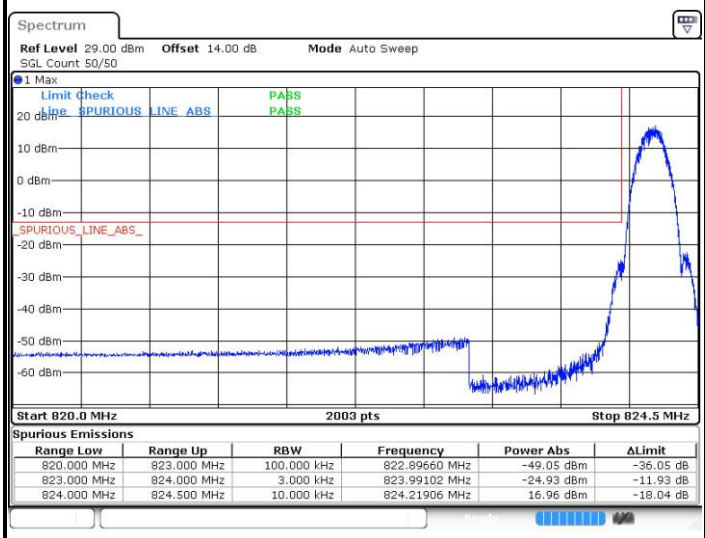

Spurious Emissions

Range Low	Range Up	RBW	Frequency	Power Abs	ΔLimit
820.000 MHz	823.000 MHz	100.000 kHz	822.89660 MHz	-49.05 dBm	-36.05 dB
823.000 MHz	824.000 MHz	3.000 kHz	823.99102 MHz	-24.93 dBm	-11.93 dB
824.000 MHz	824.500 MHz	10.000 kHz	824.21906 MHz	16.96 dBm	-18.04 dB

Date: 26.MAY.2018 14:04:26

Highest Band Edge

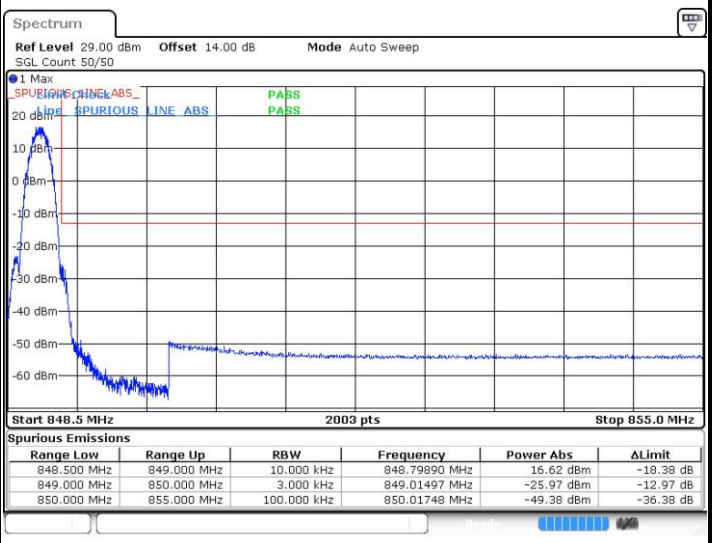

Spurious Emissions

Range Low	Range Up	RBW	Frequency	Power Abs	ΔLimit
848.500 MHz	849.000 MHz	10.000 kHz	848.79890 MHz	16.62 dBm	-18.38 dB
849.000 MHz	850.000 MHz	3.000 kHz	849.01497 MHz	-25.97 dBm	-12.97 dB
850.000 MHz	855.000 MHz	100.000 kHz	850.01748 MHz	-49.38 dBm	-36.38 dB

Date: 26.MAY.2018 14:35:23

GSM1900 (GSM)

Lowest Band Edge

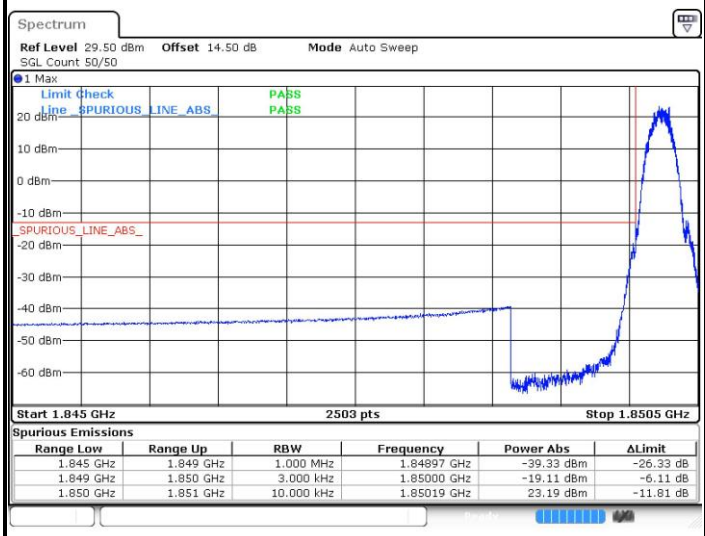

Spurious Emissions

Range Low	Range Up	RBW	Frequency	Power Abs	ΔLimit
1.845 GHz	1.849 GHz	1.000 MHz	1.84897 GHz	-39.33 dBm	-26.33 dB
1.849 GHz	1.850 GHz	3.000 kHz	1.85000 GHz	-19.11 dBm	-6.11 dB
1.850 GHz	1.851 GHz	10.000 kHz	1.85019 GHz	23.19 dBm	-11.81 dB

Date: 26.MAY.2018 16:24:01

Highest Band Edge

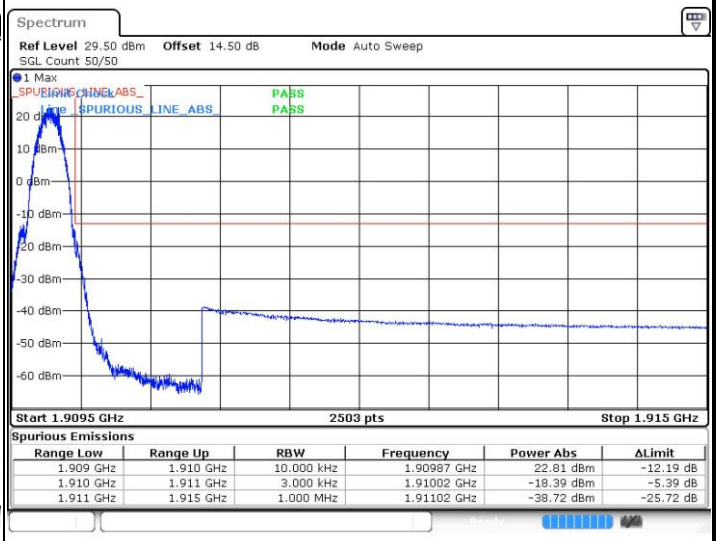

Spurious Emissions

Range Low	Range Up	RBW	Frequency	Power Abs	ΔLimit
1.909 GHz	1.910 GHz	10.000 kHz	1.90987 GHz	22.81 dBm	-12.19 dB
1.910 GHz	1.911 GHz	3.000 kHz	1.91002 GHz	-18.39 dBm	-5.39 dB
1.911 GHz	1.915 GHz	1.000 MHz	1.91102 GHz	-38.72 dBm	-25.72 dB

Date: 26.MAY.2018 16:25:43

GSM1900 (EDGE class 8)

Lowest Band Edge

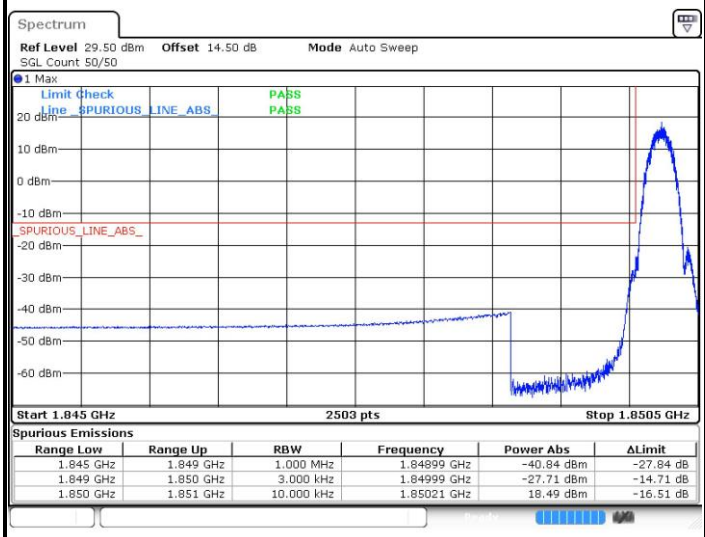

Spurious Emissions

Range Low	Range Up	RBW	Frequency	Power Abs	ΔLimit
1.845 GHz	1.849 GHz	1.000 MHz	1.84899 GHz	-40.84 dBm	-27.84 dB
1.849 GHz	1.850 GHz	3.000 kHz	1.84999 GHz	-27.71 dBm	-14.71 dB
1.850 GHz	1.851 GHz	10.000 kHz	1.85021 GHz	18.49 dBm	-16.51 dB

Date: 26.MAY.2018 20:13:53

Highest Band Edge

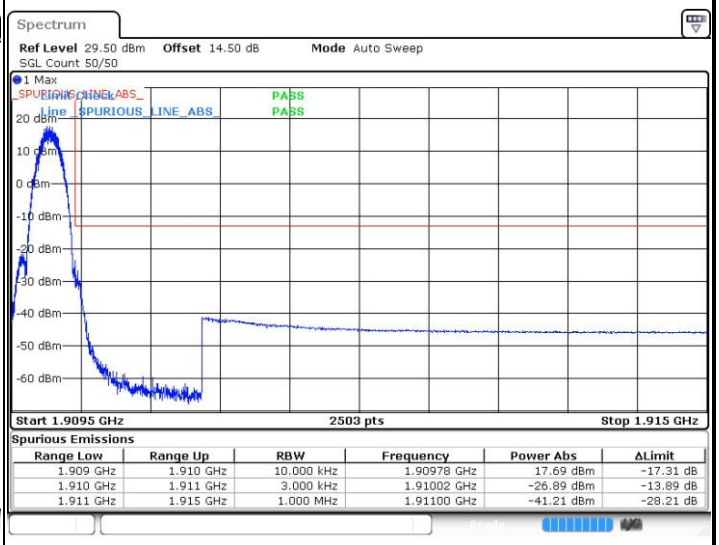

Spurious Emissions

Range Low	Range Up	RBW	Frequency	Power Abs	ΔLimit
1.909 GHz	1.910 GHz	10.000 kHz	1.90978 GHz	17.69 dBm	-17.31 dB
1.910 GHz	1.911 GHz	3.000 kHz	1.91002 GHz	-26.89 dBm	-13.89 dB
1.911 GHz	1.915 GHz	1.000 MHz	1.91100 GHz	-41.21 dBm	-28.21 dB

Date: 26.MAY.2018 20:24:55

WCDMA Band V (RMC 12.2Kbps)

Lowest Band Edge

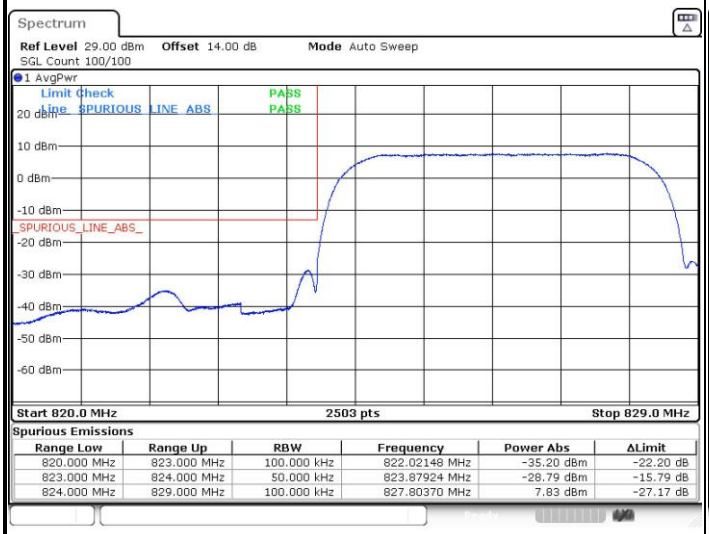

Spurious Emissions

Range Low	Range Up	RBW	Frequency	Power Abs	ΔLimit
820.000 MHz	823.000 MHz	100.000 kHz	822.02148 MHz	-35.20 dBm	-22.20 dB
823.000 MHz	824.000 MHz	50.000 kHz	823.87924 MHz	-28.79 dBm	-15.79 dB
824.000 MHz	829.000 MHz	100.000 kHz	827.80370 MHz	7.83 dBm	-27.17 dB

Date: 25.MAY.2018 02:58:48

Highest Band Edge

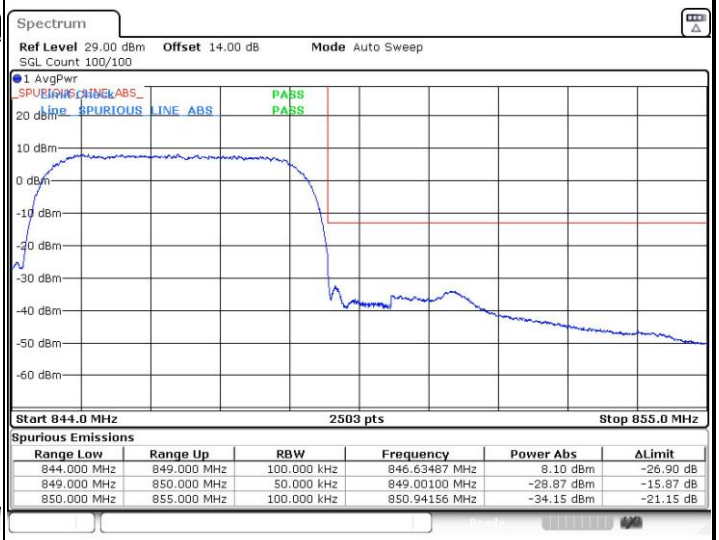

Spurious Emissions

Range Low	Range Up	RBW	Frequency	Power Abs	ΔLimit
844.000 MHz	849.000 MHz	100.000 kHz	846.63487 MHz	8.10 dBm	-26.90 dB
849.000 MHz	850.000 MHz	50.000 kHz	849.00100 MHz	-28.87 dBm	-15.87 dB
850.000 MHz	855.000 MHz	100.000 kHz	850.94156 MHz	-34.15 dBm	-21.15 dB

Date: 25.MAY.2018 03:01:38

WCDMA Band II (RMC 12.2Kbps)

Lowest Band Edge

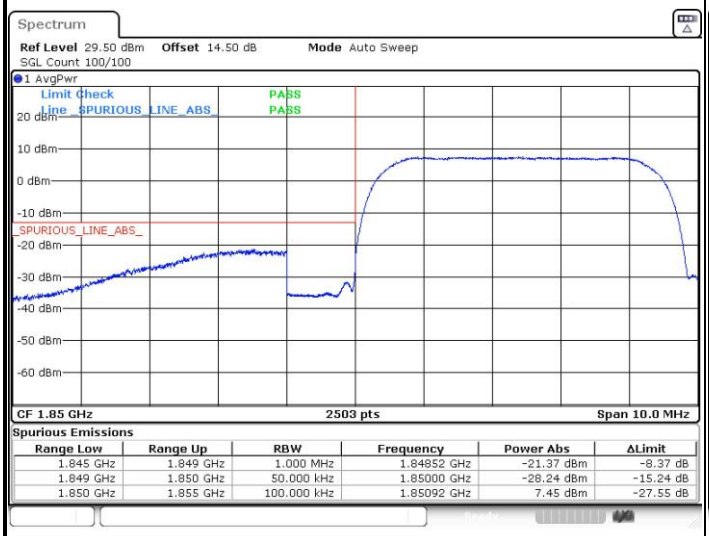

Spurious Emissions

Range Low	Range Up	RBW	Frequency	Power Abs	ΔLimit
1.845 GHz	1.849 GHz	1.000 MHz	1.84852 GHz	-21.37 dBm	-8.37 dB
1.849 GHz	1.850 GHz	50.000 kHz	1.85000 GHz	-28.24 dBm	-15.24 dB
1.850 GHz	1.855 GHz	100.000 kHz	1.85092 GHz	7.45 dBm	-27.55 dB

Date: 25.MAY.2018 02:02:48

Highest Band Edge

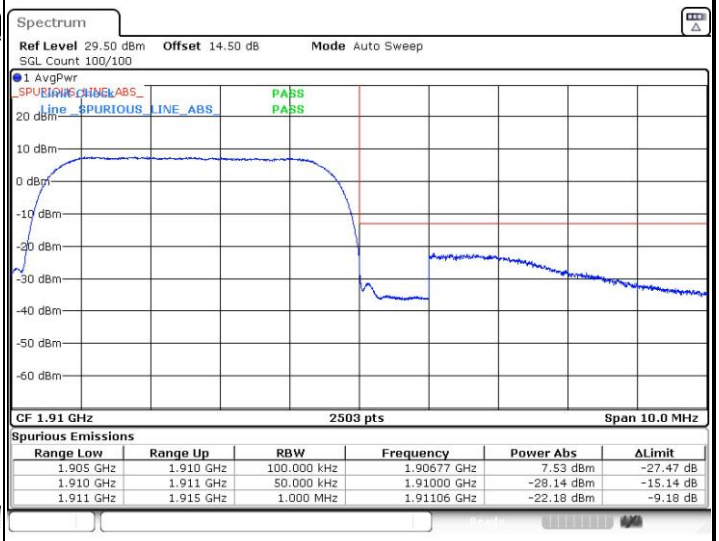

Spurious Emissions

Range Low	Range Up	RBW	Frequency	Power Abs	ΔLimit
1.905 GHz	1.910 GHz	100.000 kHz	1.90677 GHz	7.53 dBm	-27.47 dB
1.910 GHz	1.911 GHz	50.000 kHz	1.91000 GHz	-28.14 dBm	-15.14 dB
1.911 GHz	1.915 GHz	1.000 MHz	1.91106 GHz	-22.18 dBm	-9.18 dB

Date: 25.MAY.2018 02:05:45

WCDMA Band IV (RMC 12.2Kbps)	
Lowest Band Edge	**Highest Band Edge**

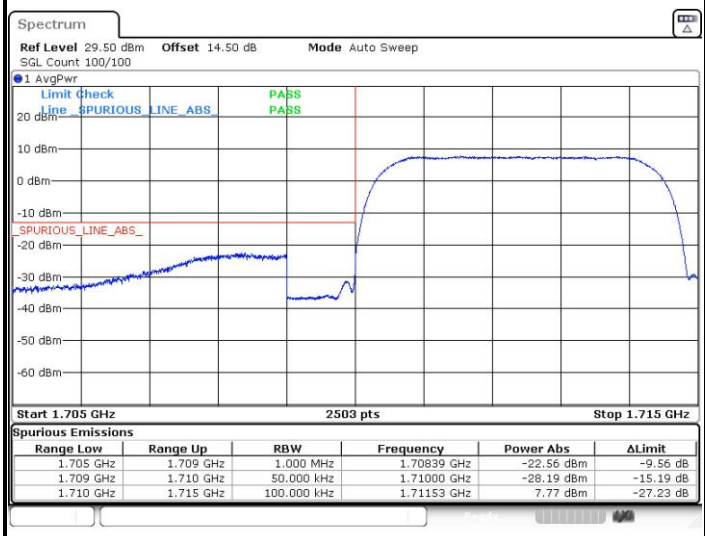

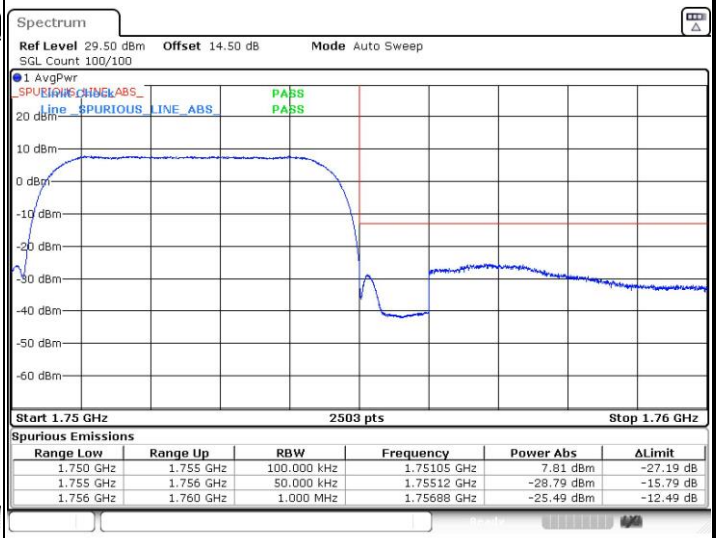

Conducted Spurious Emission

GSM850 (GSM)

Lowest Channel

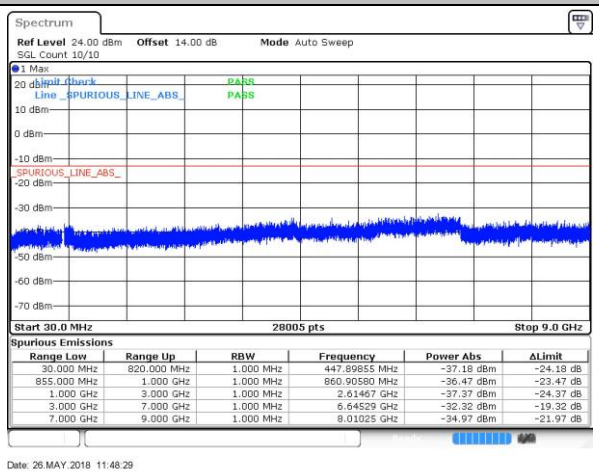

Spurious Emissions

Range Low	Range Up	RBW	Frequency	Power Abs	ΔLimit
30.000 MHz	820.000 MHz	1.000 MHz	447.89855 MHz	-37.18 dBm	-24.18 dB
855.000 MHz	1.000 GHz	1.000 MHz	860.90580 MHz	-36.47 dBm	-23.47 dB
1.000 GHz	3.000 GHz	1.000 MHz	2.61467 GHz	-37.37 dBm	-24.37 dB
3.000 GHz	7.000 GHz	1.000 MHz	6.64529 GHz	-32.32 dBm	-19.32 dB
7.000 GHz	9.000 GHz	1.000 MHz	8.01025 GHz	-34.97 dBm	-21.97 dB

Date: 26.MAY.2018 11:48:29

Middle Channel

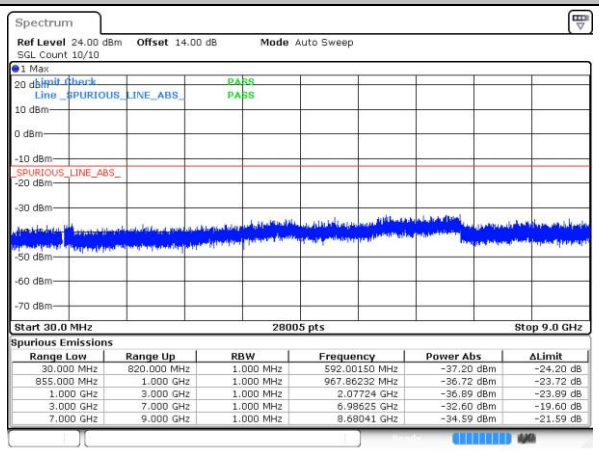

Spurious Emissions

Range Low	Range Up	RBW	Frequency	Power Abs	ΔLimit
30.000 MHz	820.000 MHz	1.000 MHz	592.00150 MHz	-37.20 dBm	-24.20 dB
855.000 MHz	1.000 GHz	1.000 MHz	967.86232 MHz	-36.72 dBm	-23.72 dB
1.000 GHz	3.000 GHz	1.000 MHz	2.07724 GHz	-36.89 dBm	-23.89 dB
3.000 GHz	7.000 GHz	1.000 MHz	6.98525 GHz	-32.60 dBm	-19.60 dB
7.000 GHz	9.000 GHz	1.000 MHz	8.68041 GHz	-34.59 dBm	-21.59 dB

Date: 26.MAY.2018 11:50:02

Highest Channel

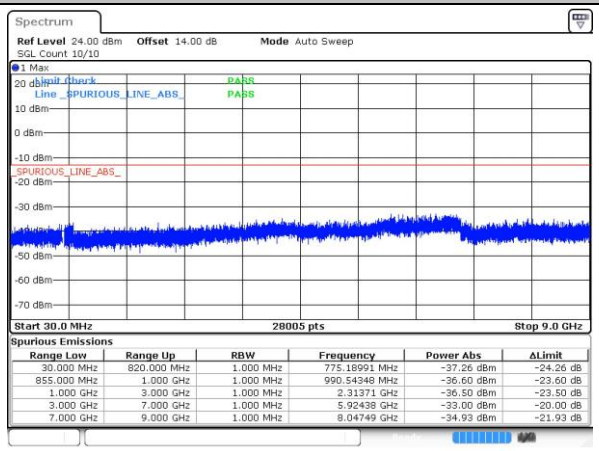

Spurious Emissions

Range Low	Range Up	RBW	Frequency	Power Abs	ΔLimit
30.000 MHz	820.000 MHz	1.000 MHz	775.18991 MHz	-37.26 dBm	-24.26 dB
855.000 MHz	1.000 GHz	1.000 MHz	990.54348 MHz	-36.60 dBm	-23.60 dB
1.000 GHz	3.000 GHz	1.000 MHz	2.31371 GHz	-36.50 dBm	-23.50 dB
3.000 GHz	7.000 GHz	1.000 MHz	5.92438 GHz	-33.00 dBm	-20.00 dB
7.000 GHz	9.000 GHz	1.000 MHz	8.04749 GHz	-34.93 dBm	-21.93 dB

Date: 26.MAY.2018 11:51:31

GSM850 (EDGE class 8)

Lowest Channel

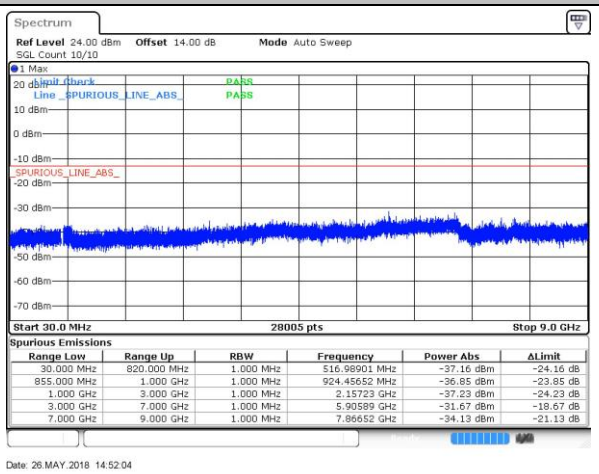

Spurious Emissions

Range Low	Range Up	RBW	Frequency	Power Abs	ΔLimit
30.000 MHz	820.000 MHz	1.000 MHz	516.98901 MHz	-37.16 dBm	-24.16 dB
855.000 MHz	1.000 GHz	1.000 MHz	924.45652 MHz	-36.85 dBm	-23.85 dB
1.000 GHz	3.000 GHz	1.000 MHz	2.15723 GHz	-37.23 dBm	-24.23 dB
3.000 GHz	7.000 GHz	1.000 MHz	5.90589 GHz	-31.67 dBm	-18.67 dB
7.000 GHz	9.000 GHz	1.000 MHz	7.86652 GHz	-34.13 dBm	-21.13 dB

Date: 26.MAY.2018 14:52:04

Middle Channel

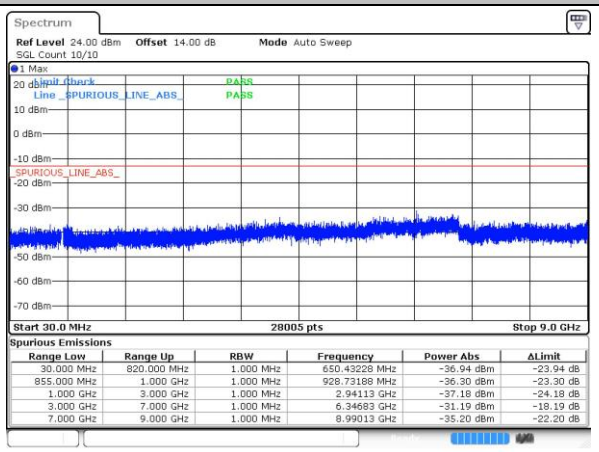

Spurious Emissions

Range Low	Range Up	RBW	Frequency	Power Abs	ΔLimit
30.000 MHz	820.000 MHz	1.000 MHz	650.43228 MHz	-36.94 dBm	-23.94 dB
855.000 MHz	1.000 GHz	1.000 MHz	928.73188 MHz	-36.30 dBm	-23.30 dB
1.000 GHz	3.000 GHz	1.000 MHz	2.94113 GHz	-37.18 dBm	-24.18 dB
3.000 GHz	7.000 GHz	1.000 MHz	6.34683 GHz	-31.19 dBm	-18.19 dB
7.000 GHz	9.000 GHz	1.000 MHz	8.99013 GHz	-35.20 dBm	-22.20 dB

Date: 26.MAY.2018 15:52:46

Highest Channel

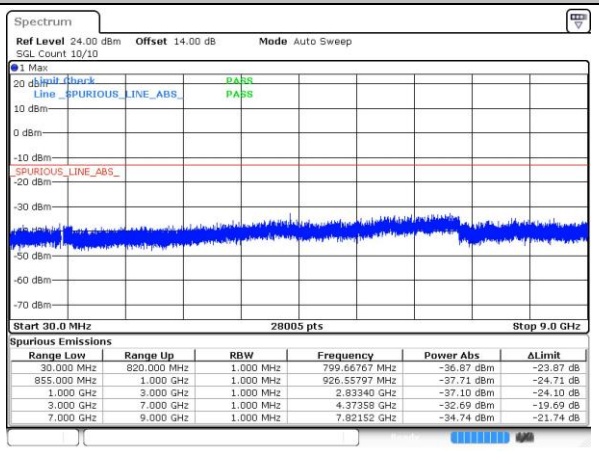

Spurious Emissions

Range Low	Range Up	RBW	Frequency	Power Abs	ΔLimit
30.000 MHz	820.000 MHz	1.000 MHz	799.66767 MHz	-36.87 dBm	-23.87 dB
855.000 MHz	1.000 GHz	1.000 MHz	926.55797 MHz	-37.71 dBm	-24.71 dB
1.000 GHz	3.000 GHz	1.000 MHz	2.83340 GHz	-37.10 dBm	-24.10 dB
3.000 GHz	7.000 GHz	1.000 MHz	4.37358 GHz	-32.69 dBm	-19.69 dB
7.000 GHz	9.000 GHz	1.000 MHz	7.82152 GHz	-34.74 dBm	-21.74 dB

Date: 26.MAY.2018 15:54:14

GSM1900 (GSM)

Lowest Channel

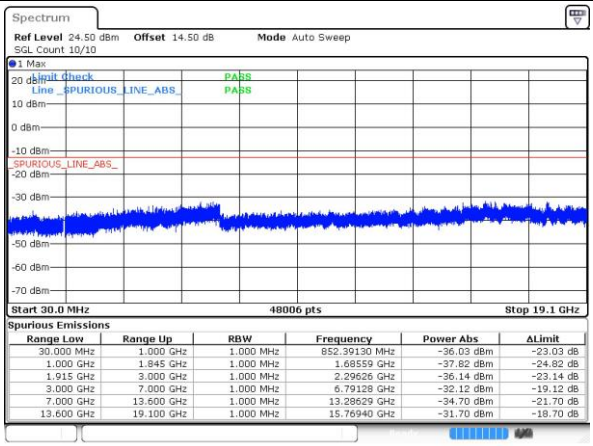

Spurious Emissions

Range Low	Range Up	RBW	Frequency	Power Abs	ΔLimit
30.000 MHz	1.000 GHz	1.000 MHz	852.39130 MHz	-36.03 dBm	-23.03 dB
1.000 GHz	1.845 GHz	1.000 MHz	1.68559 GHz	-37.82 dBm	-24.82 dB
1.915 GHz	3.000 GHz	1.000 MHz	2.29626 GHz	-36.14 dBm	-23.14 dB
3.000 GHz	7.000 GHz	1.000 MHz	6.79128 GHz	-32.12 dBm	-19.12 dB
7.000 GHz	13.600 GHz	1.000 MHz	13.28629 GHz	-34.70 dBm	-21.70 dB
13.600 GHz	19.100 GHz	1.000 MHz	15.76940 GHz	-31.70 dBm	-18.70 dB

Date: 26.MAY.2018 16:31:12

Middle Channel

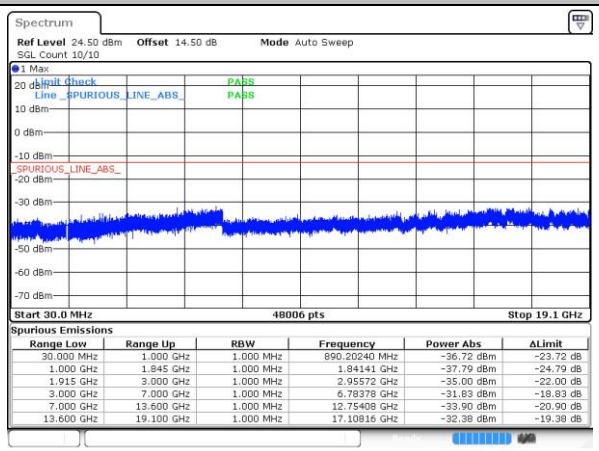

Spurious Emissions

Range Low	Range Up	RBW	Frequency	Power Abs	ΔLimit
30.000 MHz	1.000 GHz	1.000 MHz	890.20240 MHz	-36.72 dBm	-23.72 dB
1.000 GHz	1.845 GHz	1.000 MHz	1.84141 GHz	-37.79 dBm	-24.79 dB
1.915 GHz	3.000 GHz	1.000 MHz	2.95572 GHz	-35.00 dBm	-22.00 dB
3.000 GHz	7.000 GHz	1.000 MHz	6.78378 GHz	-31.83 dBm	-18.83 dB
7.000 GHz	13.600 GHz	1.000 MHz	12.75408 GHz	-33.90 dBm	-20.90 dB
13.600 GHz	19.100 GHz	1.000 MHz	17.10816 GHz	-32.38 dBm	-19.38 dB

Date: 26.MAY.2018 16:36:43

Highest Channel

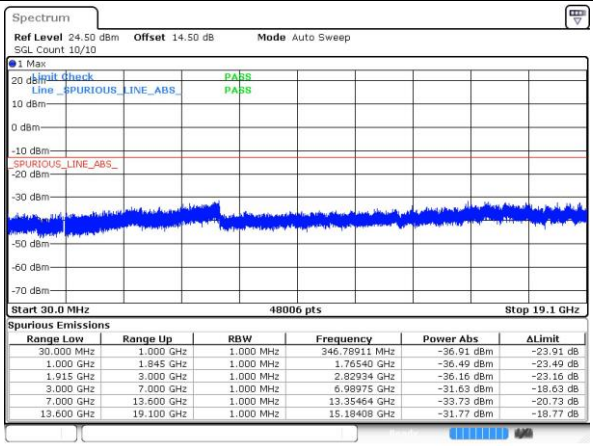

Spurious Emissions

Range Low	Range Up	RBW	Frequency	Power Abs	ΔLimit
30.000 MHz	1.000 GHz	1.000 MHz	346.78911 MHz	-36.91 dBm	-23.91 dB
1.000 GHz	1.845 GHz	1.000 MHz	1.76540 GHz	-36.49 dBm	-23.49 dB
1.915 GHz	3.000 GHz	1.000 MHz	2.82934 GHz	-36.16 dBm	-23.16 dB
3.000 GHz	7.000 GHz	1.000 MHz	6.98975 GHz	-31.63 dBm	-18.63 dB
7.000 GHz	13.600 GHz	1.000 MHz	13.35464 GHz	-33.73 dBm	-20.73 dB
13.600 GHz	19.100 GHz	1.000 MHz	15.18408 GHz	-31.77 dBm	-18.77 dB

Date: 26.MAY.2018 16:54:34

GSM1900 (EDGE class 8)

Lowest Channel

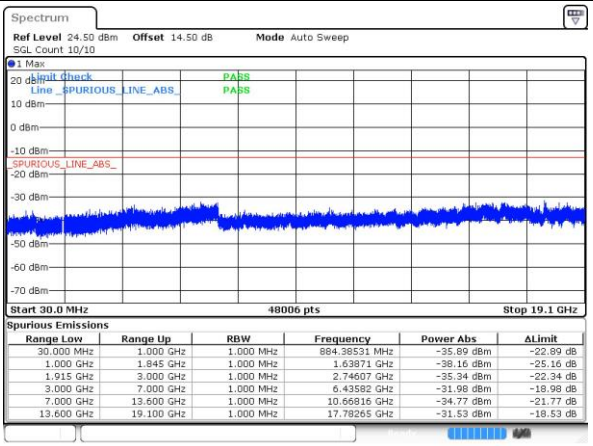

Spurious Emissions

Range Low	Range Up	RBW	Frequency	Power Abs	ΔLimit
30.000 MHz	1.000 GHz	1.000 MHz	884.38531 MHz	-35.89 dBm	-22.89 dB
1.000 GHz	1.845 GHz	1.000 MHz	1.63871 GHz	-38.16 dBm	-25.16 dB
1.915 GHz	3.000 GHz	1.000 MHz	2.74607 GHz	-35.34 dBm	-22.34 dB
3.000 GHz	7.000 GHz	1.000 MHz	6.43582 GHz	-31.98 dBm	-18.98 dB
7.000 GHz	13.600 GHz	1.000 MHz	10.66816 GHz	-34.77 dBm	-21.77 dB
13.600 GHz	19.100 GHz	1.000 MHz	17.78265 GHz	-31.53 dBm	-18.53 dB

Date: 26.MAY.2018 17:20:54

Middle Channel

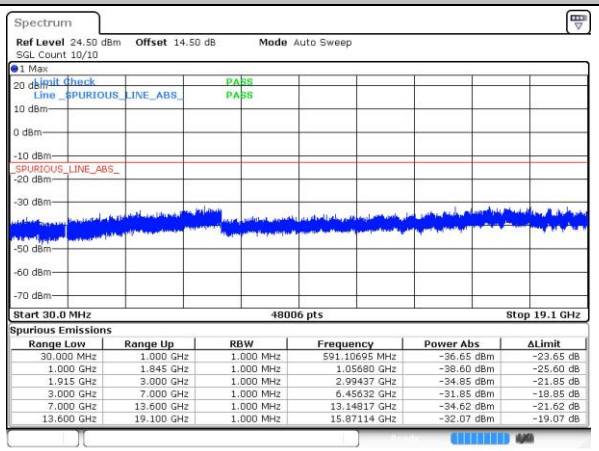

Spurious Emissions

Range Low	Range Up	RBW	Frequency	Power Abs	ΔLimit
30.000 MHz	1.000 GHz	1.000 MHz	591.10695 MHz	-36.65 dBm	-23.65 dB
1.000 GHz	1.845 GHz	1.000 MHz	1.05680 GHz	-38.60 dBm	-25.60 dB
1.915 GHz	3.000 GHz	1.000 MHz	2.99437 GHz	-34.85 dBm	-21.85 dB
3.000 GHz	7.000 GHz	1.000 MHz	6.45632 GHz	-31.85 dBm	-18.85 dB
7.000 GHz	13.600 GHz	1.000 MHz	13.14817 GHz	-34.62 dBm	-21.62 dB
13.600 GHz	19.100 GHz	1.000 MHz	15.87114 GHz	-32.07 dBm	-19.07 dB

Date: 26.MAY.2018 17:37:51

Highest Channel

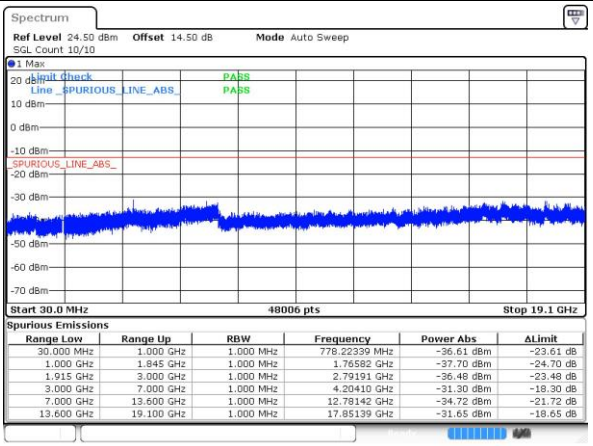

Spurious Emissions

Range Low	Range Up	RBW	Frequency	Power Abs	ΔLimit
30.000 MHz	1.000 GHz	1.000 MHz	778.22339 MHz	-36.61 dBm	-23.61 dB
1.000 GHz	1.845 GHz	1.000 MHz	1.76582 GHz	-37.70 dBm	-24.70 dB
1.915 GHz	3.000 GHz	1.000 MHz	2.79191 GHz	-36.48 dBm	-23.48 dB
3.000 GHz	7.000 GHz	1.000 MHz	4.20410 GHz	-31.30 dBm	-18.30 dB
7.000 GHz	13.600 GHz	1.000 MHz	12.78142 GHz	-34.72 dBm	-21.72 dB
13.600 GHz	19.100 GHz	1.000 MHz	17.85139 GHz	-31.65 dBm	-18.65 dB

Date: 26.MAY.2018 17:49:22

WCDMA Band V (RMC 12.2Kbps)

Lowest Channel

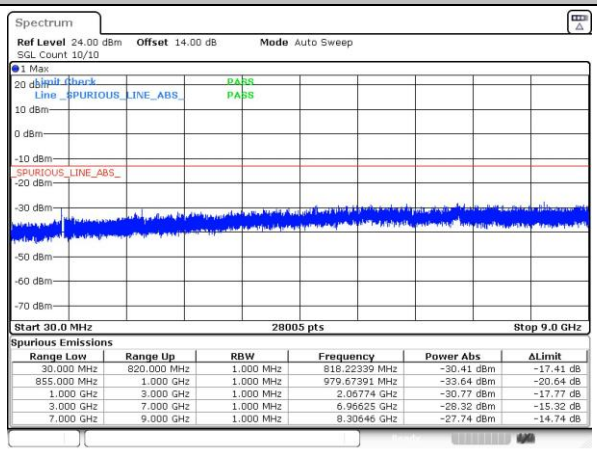

Spurious Emissions

Range Low	Range Up	RBW	Frequency	Power Abs	ΔLimit
30.000 MHz	820.000 MHz	1.000 MHz	818.22339 MHz	-30.41 dBm	-17.41 dB
855.000 MHz	1.000 GHz	1.000 MHz	979.67391 MHz	-33.64 dBm	-20.64 dB
1.000 GHz	3.000 GHz	1.000 MHz	2.06774 GHz	-30.77 dBm	-17.77 dB
3.000 GHz	7.000 GHz	1.000 MHz	6.96625 GHz	-28.32 dBm	-15.32 dB
7.000 GHz	9.000 GHz	1.000 MHz	8.30646 GHz	-27.74 dBm	-14.74 dB

Date: 25.MAY.2018 03:09:47

Middle Channel

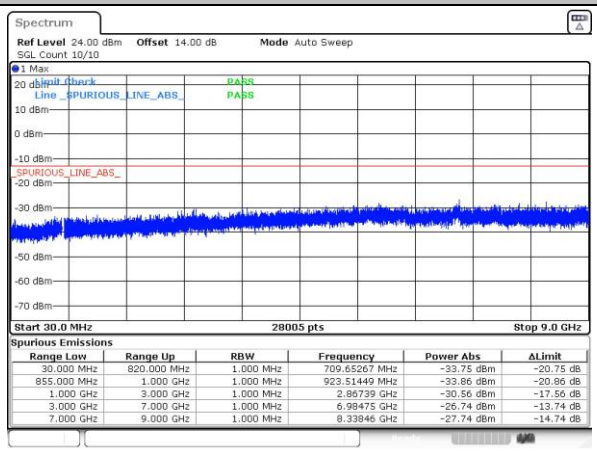

Spurious Emissions

Range Low	Range Up	RBW	Frequency	Power Abs	ΔLimit
30.000 MHz	820.000 MHz	1.000 MHz	709.65267 MHz	-33.75 dBm	-20.75 dB
855.000 MHz	1.000 GHz	1.000 MHz	923.51449 MHz	-33.86 dBm	-20.86 dB
1.000 GHz	3.000 GHz	1.000 MHz	2.86739 GHz	-30.56 dBm	-17.56 dB
3.000 GHz	7.000 GHz	1.000 MHz	6.98475 GHz	-26.74 dBm	-13.74 dB
7.000 GHz	9.000 GHz	1.000 MHz	8.33846 GHz	-27.74 dBm	-14.74 dB

Date: 25.MAY.2018 03:11:14

Highest Channel

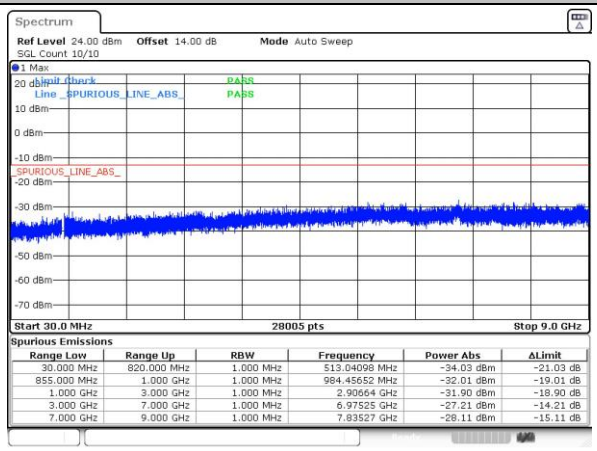

Spurious Emissions

Range Low	Range Up	RBW	Frequency	Power Abs	ΔLimit
30.000 MHz	820.000 MHz	1.000 MHz	513.04098 MHz	-34.03 dBm	-21.03 dB
855.000 MHz	1.000 GHz	1.000 MHz	984.45652 MHz	-32.01 dBm	-19.01 dB
1.000 GHz	3.000 GHz	1.000 MHz	2.90664 GHz	-31.90 dBm	-18.90 dB
3.000 GHz	7.000 GHz	1.000 MHz	6.97525 GHz	-27.21 dBm	-14.21 dB
7.000 GHz	9.000 GHz	1.000 MHz	7.83527 GHz	-28.11 dBm	-15.11 dB

Date: 25.MAY.2018 03:12:54

WCDMA Band II (RMC 12.2Kbps)

Lowest Channel

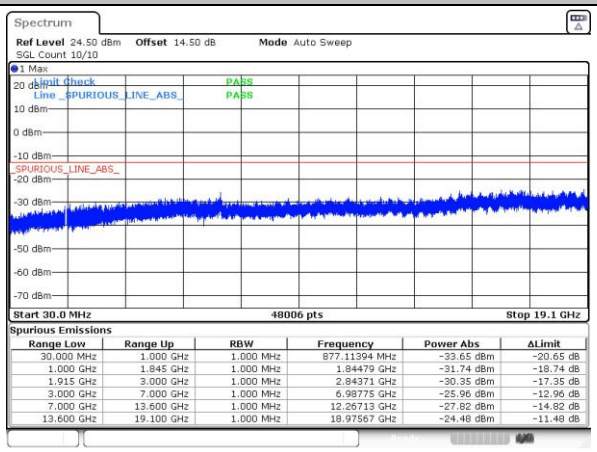

Spurious Emissions

Range Low	Range Up	RBW	Frequency	Power Abs	ΔLimit
30.000 MHz	1.000 GHz	1.000 MHz	877.11394 MHz	-33.65 dBm	-20.65 dB
1.000 GHz	1.845 GHz	1.000 MHz	1.84479 GHz	-31.74 dBm	-18.74 dB
1.915 GHz	3.000 GHz	1.000 MHz	2.84371 GHz	-30.35 dBm	-17.35 dB
3.000 GHz	7.000 GHz	1.000 MHz	6.98775 GHz	-25.96 dBm	-12.96 dB
7.000 GHz	13.600 GHz	1.000 MHz	12.26713 GHz	-27.82 dBm	-14.82 dB
13.600 GHz	19.100 GHz	1.000 MHz	18.97567 GHz	-24.48 dBm	-11.48 dB

Date: 25.MAY.2018 02:11:18

Middle Channel

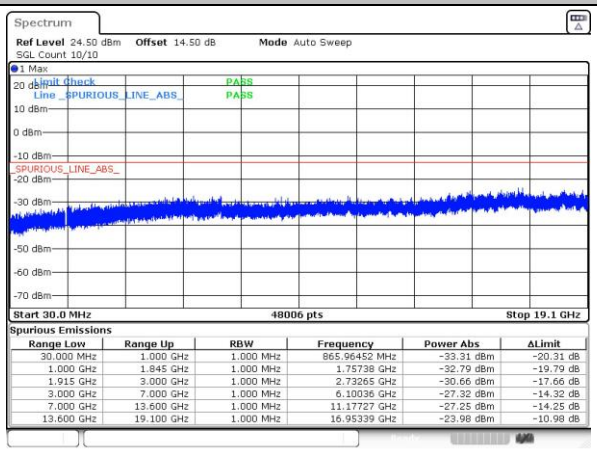

Spurious Emissions

Range Low	Range Up	RBW	Frequency	Power Abs	ΔLimit
30.000 MHz	1.000 GHz	1.000 MHz	865.96452 MHz	-33.31 dBm	-20.31 dB
1.000 GHz	1.845 GHz	1.000 MHz	1.75738 GHz	-32.79 dBm	-19.79 dB
1.915 GHz	3.000 GHz	1.000 MHz	2.73265 GHz	-30.66 dBm	-17.66 dB
3.000 GHz	7.000 GHz	1.000 MHz	6.10036 GHz	-27.32 dBm	-14.32 dB
7.000 GHz	13.600 GHz	1.000 MHz	11.17727 GHz	-27.25 dBm	-14.25 dB
13.600 GHz	19.100 GHz	1.000 MHz	16.95339 GHz	-23.98 dBm	-10.98 dB

Date: 25.MAY.2018 02:12:47

Highest Channel

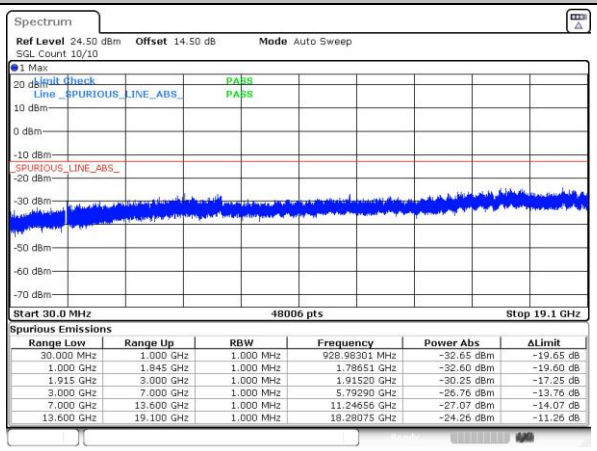

Spurious Emissions

Range Low	Range Up	RBW	Frequency	Power Abs	ΔLimit
30.000 MHz	1.000 GHz	1.000 MHz	928.98301 MHz	-32.65 dBm	-19.65 dB
1.000 GHz	1.845 GHz	1.000 MHz	1.78651 GHz	-32.60 dBm	-19.60 dB
1.915 GHz	3.000 GHz	1.000 MHz	1.91520 GHz	-30.25 dBm	-17.25 dB
3.000 GHz	7.000 GHz	1.000 MHz	5.79290 GHz	-26.76 dBm	-13.76 dB
7.000 GHz	13.600 GHz	1.000 MHz	11.24656 GHz	-27.07 dBm	-14.07 dB
13.600 GHz	19.100 GHz	1.000 MHz	18.28075 GHz	-24.26 dBm	-11.26 dB

Date: 25.MAY.2018 02:14:31

WCDMA Band IV (RMC 12.2Kbps)

Lowest Channel

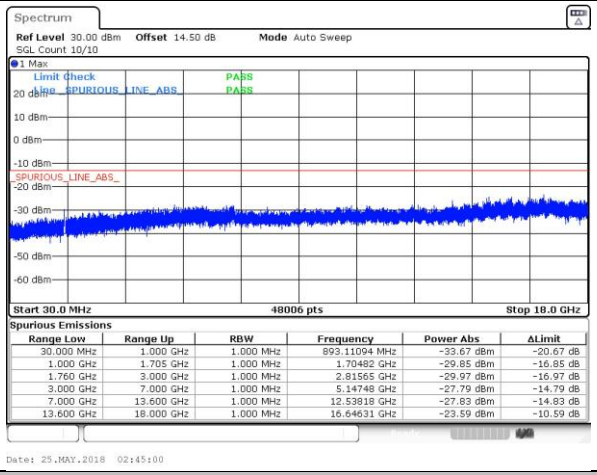

Spurious Emissions

Range Low	Range Up	RBW	Frequency	Power Abs	ΔLimit
30.000 MHz	1.000 GHz	1.000 MHz	893.11094 MHz	-33.67 dBm	-20.67 dB
1.000 GHz	1.705 GHz	1.000 MHz	1.70482 GHz	-29.85 dBm	-16.85 dB
1.760 GHz	3.000 GHz	1.000 MHz	2.81565 GHz	-29.97 dBm	-16.97 dB
3.000 GHz	7.000 GHz	1.000 MHz	5.14748 GHz	-27.79 dBm	-14.79 dB
7.000 GHz	13.600 GHz	1.000 MHz	12.53818 GHz	-27.83 dBm	-14.83 dB
13.600 GHz	18.000 GHz	1.000 MHz	16.64631 GHz	-23.59 dBm	-10.59 dB

Middle Channel

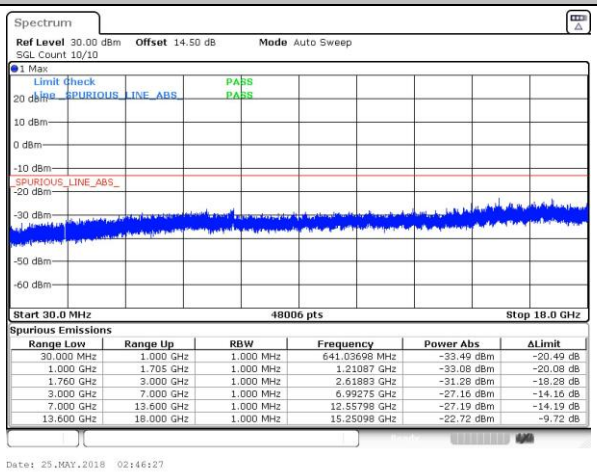

Spurious Emissions

Range Low	Range Up	RBW	Frequency	Power Abs	ΔLimit
30.000 MHz	1.000 GHz	1.000 MHz	641.03698 MHz	-33.49 dBm	-20.49 dB
1.000 GHz	1.705 GHz	1.000 MHz	1.21087 GHz	-33.08 dBm	-20.08 dB
1.760 GHz	3.000 GHz	1.000 MHz	2.61883 GHz	-31.28 dBm	-18.28 dB
3.000 GHz	7.000 GHz	1.000 MHz	6.99275 GHz	-27.16 dBm	-14.16 dB
7.000 GHz	13.600 GHz	1.000 MHz	12.55798 GHz	-27.19 dBm	-14.19 dB
13.600 GHz	18.000 GHz	1.000 MHz	15.25098 GHz	-22.72 dBm	-9.72 dB

Highest Channel

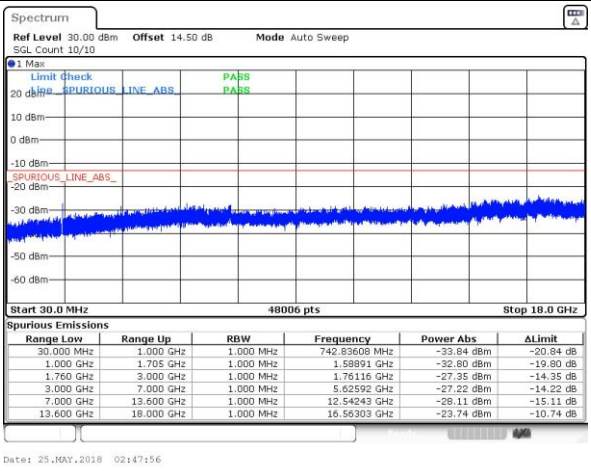

Spurious Emissions

Range Low	Range Up	RBW	Frequency	Power Abs	ΔLimit
30.000 MHz	1.000 GHz	1.000 MHz	742.83608 MHz	-33.84 dBm	-20.84 dB
1.000 GHz	1.705 GHz	1.000 MHz	1.58891 GHz	-32.80 dBm	-19.80 dB
1.760 GHz	3.000 GHz	1.000 MHz	1.76116 GHz	-27.35 dBm	-14.35 dB
3.000 GHz	7.000 GHz	1.000 MHz	5.62592 GHz	-27.22 dBm	-14.22 dB
7.000 GHz	13.600 GHz	1.000 MHz	12.54243 GHz	-28.11 dBm	-15.11 dB
13.600 GHz	18.000 GHz	1.000 MHz	16.56303 GHz	-23.74 dBm	-10.74 dB

Frequency Stability

Test Conditions	Middle Channel	GSM850 (GSM)	GSM850 (EDGE class 8)	Limit 2.5ppm
Temperature (°C)	Voltage (Volt)	Deviation (ppm)		Result
50	Normal Voltage	0.0000	0.0013	PASS
40	Normal Voltage	0.0007	0.0007	
30	Normal Voltage	0.0019	0.0008	
20(Ref.)	Normal Voltage	0.0000	0.0000	
10	Normal Voltage	0.0011	0.0036	
0	Normal Voltage	0.0008	0.0013	
-10	Normal Voltage	0.0001	0.0011	
-20	Normal Voltage	0.0016	0.0036	
-30	Normal Voltage	0.0013	0.0025	
20	Maximum Voltage	0.0023	0.0036	
20	Normal Voltage	0.0005	0.0005	
20	Battery End Point	0.0006	0.0005	

Note: Normal Voltage = 3.85V. ；Battery End Point (BEP) = 3.5 V.；Maximum Voltage =4.4 V

Test Conditions	Middle Channel	GSM1900 (GSM)	GSM1900 (EDGE class 8)	Limit Note 2.
Temperature (°C)	Voltage (Volt)	Deviation (ppm)		Result
50	Normal Voltage	0.0010	0.0002	PASS
40	Normal Voltage	0.0004	0.0000	
30	Normal Voltage	0.0014	0.0002	
20(Ref.)	Normal Voltage	0.0000	0.0000	
10	Normal Voltage	0.0009	0.0007	
0	Normal Voltage	0.0014	0.0008	
-10	Normal Voltage	0.0018	0.0001	
-20	Normal Voltage	0.0009	0.0006	
-30	Normal Voltage	0.0013	0.0003	
20	Maximum Voltage	0.0014	0.0006	
20	Normal Voltage	0.0004	0.0002	
20	Battery End Point	0.0003	0.0003	

Note:

1. Normal Voltage = 3.85V. ；Battery End Point (BEP) = 3.5 V.；Maximum Voltage =4.4 V
2. The frequency fundamental emissions stay within the authorized frequency block based on the frequency deviation measured is small.

Test Conditions	Middle Channel	WCDMA Band V (RMC 12.2Kbps)	Limit 2.5ppm
Temperature (°C)	Voltage (Volt)	Deviation (ppm)	Result
50	Normal Voltage	0.0002	PASS
40	Normal Voltage	0.0024	
30	Normal Voltage	0.0020	
20(Ref.)	Normal Voltage	0.0000	
10	Normal Voltage	0.0011	
0	Normal Voltage	0.0010	
-10	Normal Voltage	0.0008	
-20	Normal Voltage	0.0012	
-30	Normal Voltage	0.0019	
20	Maximum Voltage	0.0022	
20	Normal Voltage	0.0006	
20	Battery End Point	0.0027	

Note: Normal Voltage = 3.85V. ；Battery End Point (BEP) = 3.5 V.；Maximum Voltage =4.4 V

Test Conditions	Middle Channel	WCDMA Band II (RMC 12.2Kbps)	Limit Note 2.
Temperature (°C)	Voltage (Volt)	Deviation (ppm)	Result
50	Normal Voltage	0.0004	PASS
40	Normal Voltage	0.0005	
30	Normal Voltage	0.0004	
20(Ref.)	Normal Voltage	0.0000	
10	Normal Voltage	0.0013	
0	Normal Voltage	0.0008	
-10	Normal Voltage	0.0009	
-20	Normal Voltage	0.0013	
-30	Normal Voltage	0.0012	
20	Maximum Voltage	0.0013	
20	Normal Voltage	0.0008	
20	Battery End Point	0.0018	

Note:

1. Normal Voltage = 3.85V. ；Battery End Point (BEP) = 3.5 V.；Maximum Voltage =4.4 V
2. The frequency fundamental emissions stay within the authorized frequency block based on the frequency deviation measured is small.

Test Conditions	Middle Channel	WCDMA Band IV (RMC 12.2Kbps)	Limit Note 2.
Temperature (°C)	Voltage (Volt)	Deviation (ppm)	Result
50	Normal Voltage	0.0014	PASS
40	Normal Voltage	0.0016	
30	Normal Voltage	0.0014	
20(Ref.)	Normal Voltage	0.0000	
10	Normal Voltage	0.0010	
0	Normal Voltage	0.0010	
-10	Normal Voltage	0.0007	
-20	Normal Voltage	0.0006	
-30	Normal Voltage	0.0005	
20	Maximum Voltage	0.0009	
20	Normal Voltage	0.0001	
20	Battery End Point	0.0006	

Note:

1. Normal Voltage = 3.85V. ；Battery End Point (BEP) = 3.5 V.；Maximum Voltage =4.4 V
2. The frequency fundamental emissions stay within the authorized frequency block based on the frequency deviation measured is small.

Appendix B. Test Results of Conducted Test

Radiated Spurious Emission

GSM850 (GSM) for Adapter mode									
Channel	Frequency (MHz)	ERP (dBm)	Limit (dBm)	Over Limit (dB)	SPA Reading (dBm)	S.G. Power (dBm)	TX Cable loss (dB)	TX Antenna Gain (dBi)	Polarization (H/V)
Middle	1672.8	-63.87	-13	-50.87	-65.58	-68.24	2.88	9.40	H
	2509.2	-55.05	-13	-42.05	-61.11	-61.00	2.5	10.60	H
	3345.6	-63.79	-13	-50.79	-71.79	-69.61	4.63	12.60	H
	1672.8	-60.29	-13	-47.29	-62.13	-64.66	2.88	9.40	V
	2509.2	-57.15	-13	-44.15	-63.10	-63.10	2.50	10.60	V
	3345.6	-67.07	-13	-54.07	-75.10	-72.89	4.63	12.60	V

Remark: Spurious emissions within 30-1000MHz were found more than 20dB below limit line.

GSM850 (EDGE class 8) for Adapter mode									
Channel	Frequency (MHz)	ERP (dBm)	Limit (dBm)	Over Limit (dB)	SPA Reading (dBm)	S.G. Power (dBm)	TX Cable loss (dB)	TX Antenna Gain (dBi)	Polarization (H/V)
Middle	1672.8	-62.30	-13	-49.30	-64.01	-66.67	2.88	9.40	H
	2509.2	-52.82	-13	-39.82	-58.88	-58.77	2.5	10.60	H
	3345.6	-64.72	-13	-51.72	-72.72	-70.54	4.63	12.60	H
	1672.8	-57.53	-13	-44.53	-59.37	-61.90	2.88	9.40	V
	2509.2	-64.03	-13	-51.03	-69.98	-69.98	2.50	10.60	V
	3345.6	-66.56	-13	-53.56	-74.59	-72.38	4.63	12.60	V

Remark: Spurious emissions within 30-1000MHz were found more than 20dB below limit line.

WCDMA Band V(RMC 12.2Kbps) for Adapter mode									
Channel	Frequency (MHz)	ERP (dBm)	Limit (dBm)	Over Limit (dB)	SPA Reading (dBm)	S.G. Power (dBm)	TX Cable loss (dB)	TX Antenna Gain (dBi)	Polarization (H/V)
Middle	1672.8	-73.13	-13	-60.13	-74.84	-77.50	2.88	9.40	H
	2509.2	-70.72	-13	-57.72	-76.78	-76.67	2.5	10.60	H
	3345.6	-69.34	-13	-56.34	-77.34	-75.16	4.63	12.60	H
	1672.8	-72.42	-13	-59.42	-74.26	-76.79	2.88	9.40	V
	2509.2	-70.77	-13	-57.77	-76.72	-76.72	2.50	10.60	V
	3345.6	-69.48	-13	-56.48	-77.51	-75.30	4.63	12.60	V

Remark: Spurious emissions within 30-1000MHz were found more than 20dB below limit line.

GSM850 (EDGE class 8) for Earphone+Wireless charger mode									
Channel	Frequency (MHz)	ERP (dBm)	Limit (dBm)	Over Limit (dB)	SPA Reading (dBm)	S.G. Power (dBm)	TX Cable loss (dB)	TX Antenna Gain (dBi)	Polarization (H/V)
Middle	1672.8	-63.00	-13	-50.00	-64.71	-67.37	2.88	9.40	H
	2509.2	-56.25	-13	-43.25	-62.31	-62.20	2.50	10.60	H
	3345.6	-65.39	-13	-52.39	-73.39	-71.21	4.63	12.60	H
	1672.8	-65.51	-13	-52.51	-67.35	-69.88	2.88	9.40	V
	2509.2	-58.14	-13	-45.14	-64.09	-64.09	2.50	10.60	V
	3345.6	-66.41	-13	-53.41	-74.44	-72.23	4.63	12.60	V

Remark: Spurious emissions within 30-1000MHz were found more than 20dB below limit line.

GSM1900 (GSM) for Adapter mode									
Channel	Frequency (MHz)	ERP (dBm)	Limit (dBm)	Over Limit (dB)	SPA Reading (dBm)	S.G. Power (dBm)	TX Cable loss (dB)	TX Antenna Gain (dBi)	Polarization (H/V)
Middle	3760.00	-53.07	-13	-40.07	-66.69	-60.67	5.00	12.60	H
	5640.00	-50.50	-13	-37.50	-67.10	-56.30	7.30	13.10	H
	7520.00	-59.04	-13	-46.04	-79.02	-62.61	7.73	11.30	H
	3760.00	-57.92	-13	-44.92	-72.25	-65.52	5.00	12.60	V
	5640.00	-46.56	-13	-33.56	-63.09	-52.36	7.30	13.10	V
	7520.00	-59.41	-13	-46.41	-79.05	-62.98	7.73	11.30	V

Remark: Spurious emissions within 30-1000MHz were found more than 20dB below limit line.

GSM1900 (EDGE class 8) for Adapter mode									
Channel	Frequency (MHz)	ERP (dBm)	Limit (dBm)	Over Limit (dB)	SPA Reading (dBm)	S.G. Power (dBm)	TX Cable loss (dB)	TX Antenna Gain (dBi)	Polarization (H/V)
Middle	3760.00	-51.78	-13	-38.78	-65.40	-59.38	5.00	12.60	H
	5640.00	-48.87	-13	-35.87	-65.47	-54.67	7.30	13.10	H
	7520.00	-59.28	-13	-46.28	-79.26	-62.85	7.73	11.30	H
	3760.00	-59.51	-13	-46.51	-73.84	-67.11	5.00	12.60	V
	5640.00	-51.50	-13	-38.50	-68.03	-57.30	7.30	13.10	V
	7520.00	-59.34	-13	-46.34	-78.98	-62.91	7.73	11.30	V

Remark: Spurious emissions within 30-1000MHz were found more than 20dB below limit line.

WCDMA Band II(RMC 12.2Kbps) for Adapter mode									
Channel	Frequency (MHz)	EIRP (dBm)	Limit (dBm)	Over Limit (dB)	SPA Reading (dBm)	S.G. Power (dBm)	TX Cable loss (dB)	TX Antenna Gain (dBi)	Polarization (H/V)
Middle	3760.00	-55.68	-13	-42.68	-69.30	-63.28	5.00	12.60	H
	5640.00	-46.04	-13	-33.04	-62.64	-51.84	7.30	13.10	H
	7520.00	-54.29	-13	-41.29	-74.27	-57.86	7.73	11.30	H
	3760.00	-60.80	-13	-47.80	-75.13	-68.40	5.00	12.60	V
	5640.00	-53.09	-13	-40.09	-69.62	-58.89	7.30	13.10	V
	7520.00	-58.69	-13	-45.69	-78.33	-62.26	7.73	11.30	V

Remark: Spurious emissions within 30-1000MHz were found more than 20dB below limit line.

WCDMA Band II(RMC 12.2Kbps) for Earphone+wireless charger mode									
Channel	Frequency (MHz)	EIRP (dBm)	Limit (dBm)	Over Limit (dB)	SPA Reading (dBm)	S.G. Power (dBm)	TX Cable loss (dB)	TX Antenna Gain (dBi)	Polarization (H/V)
Middle	3760.00	-58.32	-13	-45.32	-71.94	-65.92	5.00	12.60	H
	5640.00	-49.50	-13	-36.50	-66.10	-55.30	7.30	13.10	H
	7520.00	-56.99	-13	-43.99	-76.97	-60.56	7.73	11.30	H
	3760.00	-57.34	-13	-44.34	-71.67	-64.94	5.00	12.60	V
	5640.00	-55.17	-13	-42.17	-71.7	-60.97	7.30	13.10	V
	7520.00	-59.09	-13	-46.09	-78.73	-62.66	7.73	11.30	V

Remark: Spurious emissions within 30-1000MHz were found more than 20dB below limit line.

WCDMA Band IV(RMC 12.2Kbps) for Adapter mode									
Channel	Frequency (MHz)	EIRP (dBm)	Limit (dBm)	Over Limit (dB)	SPA Reading (dBm)	S.G. Power (dBm)	TX Cable loss (dB)	TX Antenna Gain (dBi)	Polarization (H/V)
Middle	3465.2	-47.02	-13	-34.02	-60.72	-54.96	4.66	12.60	H
	5197.8	-53.71	-13	-40.71	-71.64	-60.10	6.31	12.70	H
	6930.4	-59.74	-13	-46.74	-79.36	-64.39	8.35	13.00	H
	3465.2	-63.23	-13	-50.23	-74.64	-71.17	4.66	12.60	V
	5197.8	-57.58	-13	-44.58	-71.19	-63.97	6.31	12.70	V
	6930.4	-59.32	-13	-46.32	-78.44	-63.97	8.35	13.00	V

Remark: Spurious emissions within 30-1000MHz were found more than 20dB below limit line.

WCDMA Band IV(RMC 12.2Kbps) for Earphone+wireless charger mode									
Channel	Frequency (MHz)	EIRP (dBm)	Limit (dBm)	Over Limit (dB)	SPA Reading (dBm)	S.G. Power (dBm)	TX Cable loss (dB)	TX Antenna Gain (dBi)	Polarization (H/V)
Middle	3465.2	-52.12	-13	-39.12	-65.82	-60.06	4.66	12.60	H
	5197.8	-53.42	-13	-40.42	-71.35	-59.81	6.31	12.70	H
	6930.4	-59.51	-13	-46.51	-79.13	-64.16	8.35	13.00	H
	3465.2	-57.39	-13	-44.39	-68.8	-65.33	4.66	12.60	V
	5197.8	-63.33	-13	-50.33	-76.94	-69.72	6.31	12.70	V
	6930.4	-59.32	-13	-46.32	-78.44	-63.97	8.35	13.00	V

Remark: Spurious emissions within 30-1000MHz were found more than 20dB below limit line.