Bluetooth® Earphones

V40044BT I USER'S MANUAL

Specifications

Bluetooth Range: Up to 33 feet (10 meters)
Battery Type: 55mAh, 3.7V, Polymer Lithium Ion Battery
Charge Time: Approximately 2 Hours
Play Time: Approximately 3 hours*

*Applicable at 50% of maximum volume. Results will be lower when volume is higher.

The Bluetooth® word mark and logos are registered trademarks owned by the Bluetooth SIG, Inc. and any use of such marks by Sakar International is under license. Other trademarks and trade names are those of their respective owners.

A Quick Look

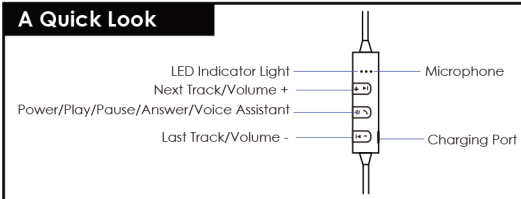

Charging

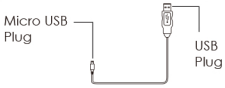

1. The included USB charging cable has a Micro USB plug and a standard USB plug.

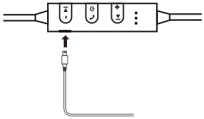

2. Insert the USB charging cable's Micro USB plug into the charging port on your earphones.

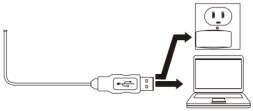

3. Insert the USB charging cable's standard USB plug into the USB port of a computer or suitable USB charging adapter.

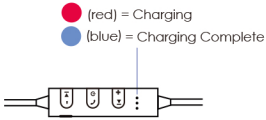

4. The LED indicator light turns red while the earphones are charging then turns blue once charging is complete.

Bluetooth Pairing

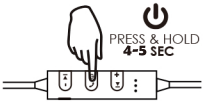

1. Press and hold the power button to power on your earphones.

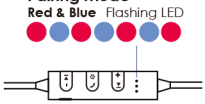

2. The LED indicator lights will alternately flash red and blue to indicate that your earphones are in pairing mode.

3. Go to the Bluetooth settings menu on your phone. Make sure that Bluetooth is turned on. Connect to the device listed as "V40044BT."

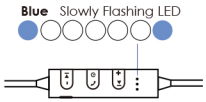

4. The LED indicator lights will slowly flash blue to indicate that your earphones are paired with your phone.

Using Your Earphones

1. Press and hold the power button to power on or power off your earphones.

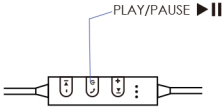

2. Press the PLAY/PAUSE button to play or pause a track.

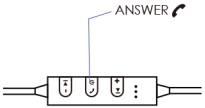

3. Press the ANSWER button to answer or end a phone call. Press and hold the ANSWER button to reject a phone call.

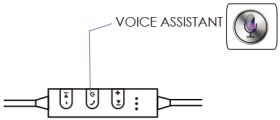

4. Press and hold the VOICE ASSISTANT button 2-3 seconds to activate Siri or Google Voice Assistant.

FCC Statement

Changes or modifications not expressly approved by the party responsible for compliance could void the user's authority to operate the equipment.

This device complies with Part 15 of the FCC Rules. Operation is subject to the following two conditions: (1) this device may not cause harmful interference, and (2) this device must accept any interference received, including interference that may cause undesired operation.

This equipment has been tested and found to comply with the limits for a Class B digital device, pursuant to Part 15 of the FCC Rules. These limits are designed to provide reasonable protection against harmful interference in a residential installation. This equipment generates, uses and can radiate radio frequency energy and, if not installed and used in accordance with the instructions, may cause harmful interference to radio communications. However, there is no guarantee that interference will not occur in a particular installation.

If this equipment does cause harmful interference to radio or television reception, which can be determined by turning the equipment off and on, the user is encouraged to try to correct the interference by one or more of the following measures:

-- Reorient or relocate the receiving antenna.
-- Increase the separation between the equipment and receiver.
-- Connect the equipment into an outlet on a circuit different from that to which the receiver is connected.
-- Consult the dealer or an experienced radio/TV technician for help.

FCC Radiation Exposure Statement:

This equipment complies with FCC radiation exposure limits set forth for an uncontrolled environment.

This transmitter must not be co-located or operating in conjunction with any other antenna or transmitter.