FCC RADIO TEST REPORT

FCC ID	:	**2AOAI-5432**
Equipment	:	**Digital Media Receiver**
Model Name	:	**L9D29R**
Applicant	:	**Reny7 LLC** **6701 Democracy Blvd. Suite 300** **Bethesda, Maryland, 20817**
Standard	:	**FCC Part 15 Subpart E §15.407**

The product was received on Nov. 13, 2020 and testing was started from Nov. 21, 2019 and completed on Dec. 13, 2019. We, SPORTON INTERNATIONAL INC., EMC & Wireless Communications Laboratory, would like to declare that the tested sample has been evaluated in accordance with the test procedures and has been in compliance with the applicable technical standards.

The test results in this variant report apply exclusively to the tested model / sample. Without written approval of SPORTON INTERNATIONAL INC. EMC & Wireless Communications Laboratory, the test report shall not be reproduced except in full.

Louis Wu

Approved by: Louis Wu

SPORTON INTERNATIONAL INC. EMC & Wireless Communications Laboratory
No. 52, Huaya 1st Rd., Guishan Dist., Taoyuan City, Taiwan (R.O.C.)

Table of Contents

History of this test report **3**
Summary of Test Result **4**
1 General Description **5**
1.1 Product Feature of Equipment Under Test 5
1.2 Product Specification of Equipment Under Test 5
1.3 Modification of EUT 7
1.4 Testing Location 7
1.5 Applicable Standards 8
2 Test Configuration of Equipment Under Test **9**
2.1 Carrier Frequency and Channel 9
2.2 Test Mode 10
2.3 Connection Diagram of Test System 12
2.4 Support Unit used in test configuration and system 12
2.5 EUT Operation Test Setup 12
2.6 Measurement Results Explanation Example 13
3 Test Result **14**
3.1 26dB & 99% Occupied Bandwidth Measurement 14
3.2 Maximum Conducted Output Power Measurement 16
3.3 Power Spectral Density Measurement 18
3.4 Unwanted Emissions Measurement 21
3.5 Automatically Discontinue Transmission 26
3.6 Antenna Requirements 27
4 List of Measuring Equipment **28**
5 Uncertainty of Evaluation **29**
Appendix A. Conducted Test Results
Appendix B. Radiated Spurious Emission
Appendix C. Radiated Spurious Emission Plots
Appendix D. Duty Cycle Plots

History of this test report

Report No.	Version	Description	Issued Date
FR830922-09	01	Initial issue of report	Jul. 17, 2020

Summary of Test Result

Report Clause	Ref Std. Clause	Test Items	Result (PASS/FAIL)
3.1	15.403(i)	26dB Bandwidth	Pass
3.1	2.1049	99% Occupied Bandwidth	Reporting only
3.2	15.407(a)	Maximum Conducted Output Power	Pass
3.3	15.407(a)	Power Spectral Density	Pass
3.4	15.407(b)	Unwanted Emissions	Pass
-	15.207	AC Conducted Emission	Not Required
3.5	15.407(c)	Automatically Discontinue Transmission	Pass
3.6	15.203 15.407(a)	Antenna Requirement	Pass

Note:

1. Not required means after assessing, test items are not necessary to carry out.
2. This is a variant report by adding WLAN 5GHz Band 2 and Band 3. All the test cases were performed on original report which can be referred to Sporton Report Number FR830922-01.

Declaration of Conformity:
The test results with all measurement uncertainty excluded are presented in accordance with the regulation limits or requirements declared by manufacturers.
Comments and Explanations:
The declared of product specification for EUT presented in the report are provided by the manufacturer, and the manufacturer takes all the responsibilities for the accuracy of product specification.

Reviewed by: Wii Chang

Report Producer: Cindy Liu

1 General Description

1.1 Product Feature of Equipment Under Test

Product Feature	
Equipment	Digital Media Receiver
Model Name	L9D29R
FCC ID	2AOAI-5432
EUT supports Radios application	WLAN 11b/g/n HT20 WLAN 11a/n HT20/HT40 WLAN 11ac VHT20/VHT40/VHT80 Bluetooth BR/EDR/LE Zigbee

1.2 Product Specification of Equipment Under Test

Standards-related Product Specification	
Tx/Rx Channel Frequency Range	5260 MHz ~ 5320 MHz 5500 MHz ~ 5720 MHz
Maximum Output Power to Antenna	**<5260 MHz ~ 5320 MHz>** **<Ant. 1>** 802.11a : 19.60 dBm / 0.0912 W 802.11n HT20 : 19.10 dBm / 0.0813 W 802.11n HT40 : 18.90 dBm / 0.0776 W 802.11ac VHT20: 19.00 dBm / 0.0794 W 802.11ac VHT40: 18.80 dBm / 0.0759 W 802.11ac VHT80: 13.20 dBm / 0.0209 W **<Ant. 2>** 802.11a : 18.90 dBm / 0.0776 W 802.11n HT20 : 18.30 dBm / 0.0676 W 802.11n HT40 : 17.90 dBm / 0.0617 W 802.11ac VHT20: 18.20 dBm / 0.0661 W 802.11ac VHT40: 17.80 dBm / 0.0603 W 802.11ac VHT80: 14.00 dBm / 0.0251 W **MIMO <Ant. 1+2>** 802.11a : 19.84 dBm / 0.0964 W 802.11n HT20 : 19.87 dBm / 0.0971 W 802.11n HT40 : 21.68 dBm / 0.1472 W 802.11ac VHT20: 19.82 dBm / 0.0959 W 802.11ac VHT40: 21.63 dBm / 0.1455 W 802.11ac VHT80: 15.62 dBm / 0.0365 W

Standards-related Product Specification	
Maximum Output Power to Antenna	**<5500 MHz ~ 5720 MHz>** **<Ant. 1>** 802.11a : 19.70 dBm / 0.0933 W 802.11n HT20 : 18.90 dBm / 0.0776 W 802.11n HT40 : 18.90 dBm / 0.0776 W 802.11ac VHT20: 18.80 dBm / 0.0759 W 802.11ac VHT40: 18.80 dBm / 0.0759 W 802.11ac VHT80: 18.20 dBm / 0.0661 W **<Ant. 2>** 802.11a : 19.00 dBm / 0.0794 W 802.11n HT20 : 18.40 dBm / 0.0692 W 802.11n HT40 : 18.30 dBm / 0.0676 W 802.11ac VHT20: 18.30 dBm / 0.0676 W 802.11ac VHT40: 18.20 dBm / 0.0661 W 802.11ac VHT80: 17.80 dBm / 0.0603 W **MIMO <Ant. 1+2>** 802.11a : 19.96 dBm / 0.0991 W 802.11n HT20 : 20.06 dBm / 0.1014 W 802.11n HT40 : 21.91 dBm / 0.1522 W 802.11ac VHT20: 19.96 dBm / 0.0991 W 802.11ac VHT40: 21.86 dBm / 0.1535 W 802.11ac VHT80: 21.21 dBm / 0.1321 W
99% Occupied Bandwidth	**<Ant. 1>** 802.11a : 17.28 MHz 802.11n HT20 : 18.23 MHz 802.11n HT40 : 37.26 MHz 802.11ac VHT80 : 77.20 MHz **<Ant. 2>** 802.11a : 17.28 MHz 802.11n HT20 : 18.23 MHz 802.11n HT40 : 37.36 MHz 802.11ac VHT80 : 76.96 MHz **MIMO <Ant. 1>** 802.11a : 17.78 MHz 802.11n HT20 : 18.28 MHz 802.11n HT40 : 37.26 MHz 802.11ac VHT80 : 77.08 MHz **MIMO <Ant. 2>** 802.11a : 17.28 MHz 802.11n HT20 : 18.03 MHz 802.11n HT40 : 36.96 MHz 802.11ac VHT80 : 77.20 MHz
Antenna Type / Gain	**<5260 MHz ~ 5320 MHz>** <Ant. 1>: PCB PIFA Antenna with gain 4.06 dBi <Ant. 2>: PCB PIFA Antenna with gain 4.88 dBi **<5500 MHz ~ 5720 MHz >** <Ant. 1>: PCB PIFA Antenna with gain 4.25 dBi <Ant. 2>: PCB PIFA Antenna with gain 4.49 dBi

Standards-related Product Specification	
Antenna Function Description	
Type of Modulation	802.11a/n : OFDM (BPSK / QPSK / 16QAM / 64QAM) 802.11ac : OFDM (BPSK / QPSK / 16QAM / 64QAM / 256QAM)

	Ant. 1	Ant. 2
802.11 a/n/ac	V	V
802.11 a/n/ac MIMO	V	V

Remark: MIMO Ant. 1+2 is a calculated result from sum of the power MIMO Ant. 1 and MIMO Ant. 2.

1.3 Modification of EUT

No modifications are made to the EUT during all test items.

1.4 Testing Location

Test Site	SPORTON INTERNATIONAL INC. EMC & Wireless Communications Laboratory
Test Site Location	No.52, Huaya 1st Rd., Guishan Dist., Taoyuan City, Taiwan (R.O.C.) TEL: +886-3-327-3456 FAX: +886-3-328-4978
Test Site No.	**Sporton Site No.**
	TH05-HY

Note: The test site complies with ANSI C63.4 2014 requirement.

Test Site	SPORTON INTERNATIONAL INC. EMC & Wireless Communications Laboratory
Test Site Location	No.58, Aly. 75, Ln. 564, Wenhua 3rd, Rd., Guishan Dist., Taoyuan City, Taiwan (R.O.C.) TEL: +886-3-327-0868 FAX: +886-3-327-0855
Test Site No.	**Sporton Site No.**
	03CH12-HY

Note: The test site complies with ANSI C63.4 2014 requirement.

FCC designation No.: TW1190 and TW0007

1.5 Applicable Standards

According to the specifications of the manufacturer, the EUT must comply with the requirements of the following standards:

- FCC Part 15 Subpart E
- FCC KDB 789033 D02 General UNII Test Procedures New Rules v02r01.
- FCC KDB 414788 D01 Radiated Test Site v01r01.
- FCC KDB 662911 D01 Multiple Transmitter Output v02r01.
- ANSI C63.10-2013

Remark:

1. All test items were verified and recorded according to the standards and without any deviation during the test.
2. The TAF code is not including all the FCC KDB listed without accreditation.

2 Test Configuration of Equipment Under Test

The EUT has been associated with peripherals and configuration operated in a manner tended to maximize its emission characteristics in a typical application. Frequency range investigated: radiation emission (9 kHz to the 10th harmonic of the highest fundamental frequency or to 40 GHz, whichever is lower).

2.1 Carrier Frequency and Channel

Frequency Band	Channel	Freq. (MHz)	Channel	Freq. (MHz)
5250-5350 MHz Band 2 (U-NII-2A)	52	5260	60	5300
	54*	5270	62*	5310
	56	5280	64	5320
	58#	5290		

Frequency Band	Channel	Freq. (MHz)	Channel	Freq. (MHz)
5470-5725 MHz Band 3 (U-NII-2C)	100	5500	112	5560
	102*	5510	116	5580
	104	5520	132	5660
	106#	5530	134*	5670
	108	5540	136	5680
	110*	5550	140	5700

Frequency Band	Channel	Freq. (MHz)	Channel	Freq. (MHz)
TDWR Channel	118*	5590	124	5620
	120	5600	126*	5630
	122#	5610	128	5640

Frequency Band	Channel	Freq. (MHz)	Channel	Freq. (MHz)
Straddle Channel	138#	5690	144	5720
	142*	5710		

Note:

1. The above Frequency and Channel in "*" were 802.11n HT40 and 802.11ac VHT40.
2. The above Frequency and Channel in "#" were 802.11ac VHT80.

2.2 Test Mode

Final test modes are considering the modulation and worse data rates as below table.

Single Mode

Modulation	Data Rate
802.11a	6 Mbps
802.11n HT20	MCS0
802.11n HT40	MCS0
802.11ac VHT20 (Covered by HT20)	MCS0
802.11ac VHT40 (Covered by HT40)	MCS0
802.11ac VHT80	MCS0

MIMO Mode

Modulation	Data Rate
802.11a	6 Mbps
802.11n HT20	MCS0
802.11n HT40	MCS0
802.11ac VHT20 (Covered by HT20)	MCS0
802.11ac VHT40 (Covered by HT40)	MCS0
802.11ac VHT80	MCS0

Ch. #		Band II：5250-5350 MHz	Band III：5470-5725MHz
		802.11a	802.11a
L	Low	52	100
M	Middle	60	116
H	High	64	140
Straddle		-	144

Ch. #		Band II：5250-5350 MHz	Band III：5470-5725MHz
		802.11n HT20	802.11n HT20
L	Low	52	100
M	Middle	60	116
H	High	64	140
Straddle		-	144

Ch. #		Band II：5250-5350 MHz	Band III：5470-5725MHz
		802.11n HT40	802.11n HT40
L	Low	54	102
M	Middle	-	110
H	High	62	134
Straddle		-	142

Ch. #		Band II：5250-5350 MHz	Band III：5470-5725MHz
		802.11ac VHT80	802.11ac VHT80
L	Low	-	106
M	Middle	58	122
H	High	-	-
Straddle		-	138

Remark: For radiation spurious emission, the final modulation and the worst data rate was reference the max RF conducted power.

2.3 Connection Diagram of Test System

<WLAN Tx Mode>

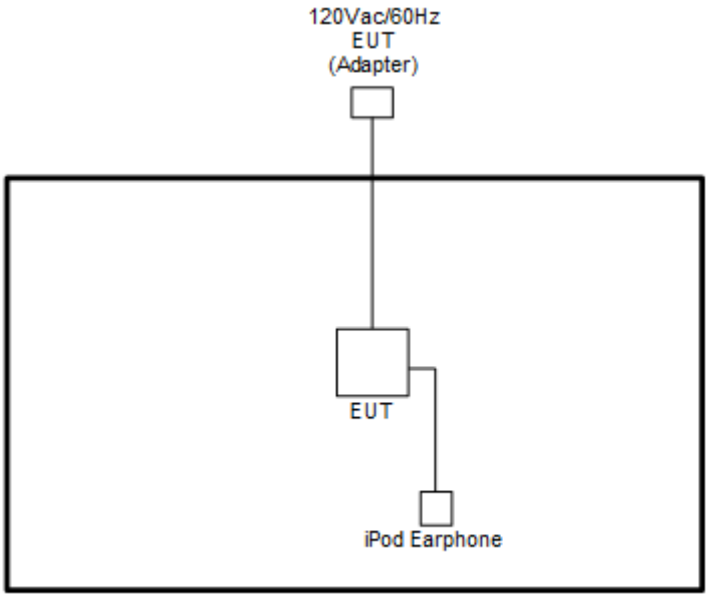

2.4 Support Unit used in test configuration and system

Item	Equipment	Trade Name	Model Name	FCC ID	Data Cable	Power Cord
1.	iPod Earphone	Apple	N/A	Verification	Unshielded, 1.0 m	N/A

2.5 EUT Operation Test Setup

The RF test items, utility “Compliance v1.0.0.29” was installed in Notebook which was programmed in order to make the EUT get into the engineering modes to provide channel selection, power level, data rate and the application type and for continuous transmitting signals.

2.6 Measurement Results Explanation Example

For all conducted test items:

The offset level is set in the spectrum analyzer to compensate the RF cable loss and attenuator factor between EUT conducted output port and spectrum analyzer. With the offset compensation, the spectrum analyzer reading level is exactly the EUT RF output level.

Example :

The spectrum analyzer offset is derived from RF cable loss and attenuator factor.

Offset = RF cable loss + attenuator factor.

Following shows an offset computation example with cable loss 4.2 dB and 10dB attenuator.

Offset(dB) = RF cable loss(dB) + attenuator factor(dB).

= 4.2 + 10 = 14.2 (dB)

3 Test Result

3.1 26dB & 99% Occupied Bandwidth Measurement

3.1.1 Description of 26dB & 99% Occupied Bandwidth

This section is for reporting purpose only.

There is no restriction limits for bandwidth.

For Straddle Channel, according to KDB 789033 D02 General UNII Test Procedures New Rules v02r01, if the power and PSD of the devices are uniform and comply with the lower limits specified for the U-NII-2 bands, a single measurement over the entire emission bandwidth can be performed to show compliance.

3.1.2 Measuring Instruments

See list of measuring equipment of this test report.

3.1.3 Test Procedures

1. The testing follows FCC KDB 789033 D02 General UNII Test Procedures New Rules v02r01. Section C) Emission bandwidth
2. Set RBW = approximately 1% of the emission bandwidth.
3. Set the VBW > RBW.
4. Detector = Peak.
5. Trace mode = max hold
6. Measure the maximum width of the emission that is 26 dB down from the peak of the emission. Compare this with the RBW setting of the analyzer. Readjust RBW and repeat measurement as needed until the RBW/EBW ratio is approximately 1%.
7. For 99% Bandwidth Measurement, the spectrum analyzer's resolution bandwidth (RBW) is set 1-5% of the emission bandwidth and set the Video bandwidth (VBW) ≥ 3 * RBW.
8. Measure and record the results in the test report.

3.1.4 Test Setup

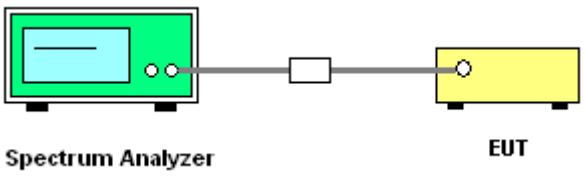

3.1.5 Test Result of 26dB & 99% Occupied Bandwidth

Please refer to Appendix A.

Maximum 26dB Bandwidth

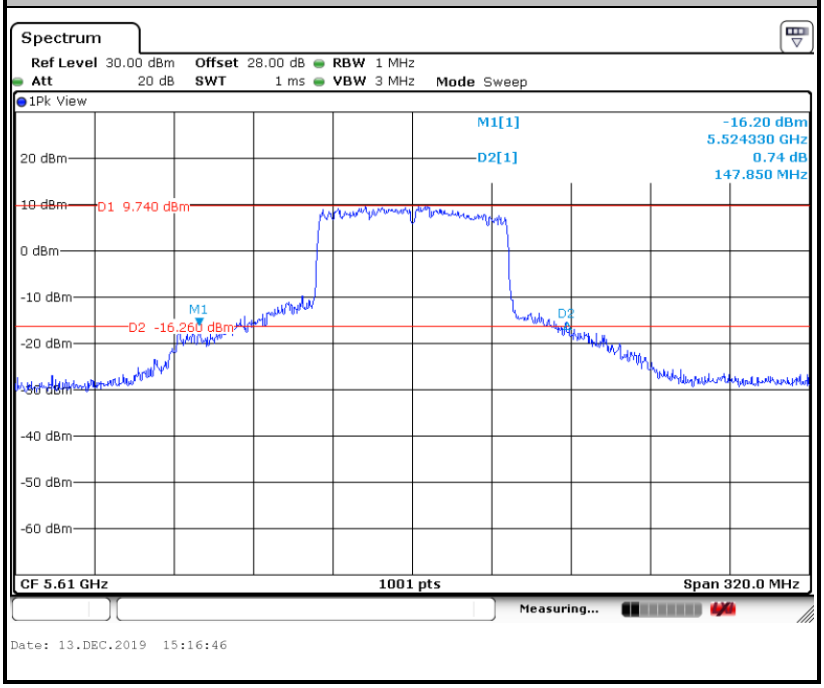

Maximum 99% Occupied Bandwidth

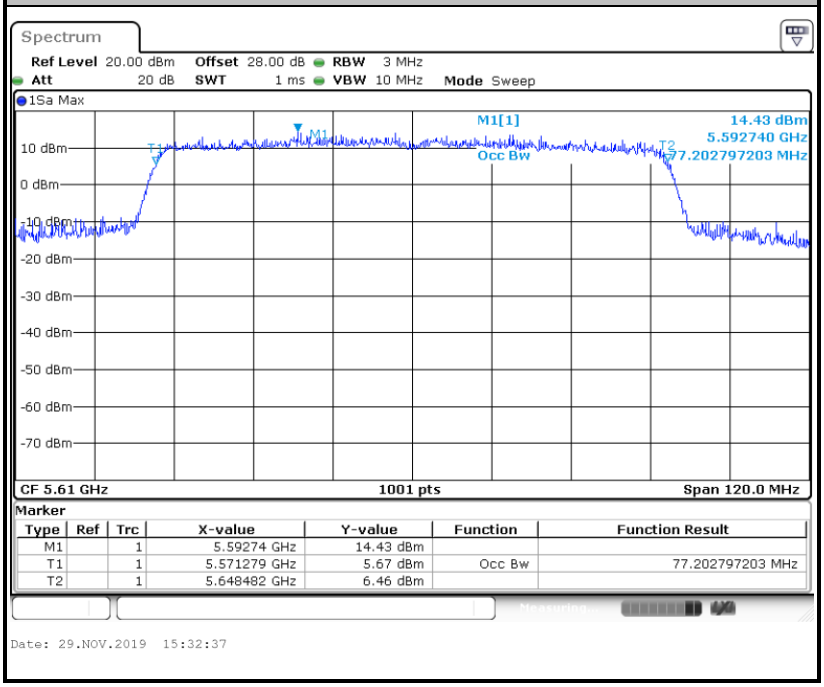

Note: The occupied channel bandwidth is maintained within the band of operation for all of the modulations.

3.2 Maximum Conducted Output Power Measurement

3.2.1 Limit of Maximum Conducted Output Power

<FCC 14-30 CFR 15.407>

For the 5.25–5.725 GHz bands:

- The maximum conducted output power over the frequency bands of operation shall not exceed the lesser of 250 mW or 11 dBm 10 log B, where B is the 26 dB emission bandwidth in megahertz.

For Straddle Channel, according to KDB 789033 D02 General UNII Test Procedures New Rules v02r01, if the power and PSD of the devices are uniform and comply with the lower limits specified for the U-NII-2 bands, a single measurement over the entire emission bandwidth can be performed to show compliance.

If transmitting antennas of directional gain greater than 6 dBi are used, the peak output power shall be reduced by the amount in dB that the directional gain of the antenna exceeds 6 dBi.

Note that U-NII-2 band, devices with a maximum e.i.r.p. greater than 500 mW shall implement TPC in order to have the capability to operate at least 6 dB below the maximum permitted e.i.r.p. of 1 W.

3.2.2 Measuring Instruments

See list of measuring equipment of this test report.

3.2.3 Test Procedures

The testing follows Method PM-G of FCC KDB 789033 D02 General UNII Test Procedures New Rules v02r01.

Method PM-G (Measurement using an RF average power meter):

1. Measurement is performed using a wideband RF power meter.
2. The EUT is configured to transmit at its maximum power control level.
3. Measure the average power of the transmitter
4. Since the measurement is made only during the ON time of the transmitter, no duty cycle correction factor is required.

For Straddle Channel, according to KDB 789033 D02 General UNII Test Procedures New Rules v02r01, if the power and PSD of the devices are uniform and comply with the lower limits specified for the U-NII-2 bands, a single measurement over the entire emission bandwidth can be performed to show compliance.

3.2.4 Test Setup

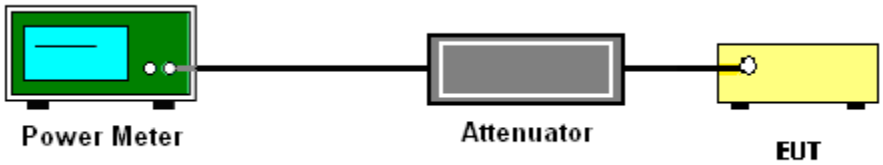

3.2.5 Test Result of Maximum Conducted Output Power

Please refer to Appendix A.

3.3 Power Spectral Density Measurement

3.3.1 Limit of Power Spectral Density

<FCC 14-30 CFR 15.407>

For the 5.25–5.725 GHz bands:

The maximum power spectral density shall not exceed 11 dBm in any 1.0 MHz band.

For Straddle Channel, according to KDB 789033 D02 General UNII Test Procedures New Rules v02r01, if the power and PSD of the devices are uniform and comply with the lower limits specified for the U-NII-2 bands, a single measurement over the entire emission bandwidth can be performed to show compliance.

If transmitting antennas of directional gain greater than 6 dBi are used, the peak output power shall be reduced by the amount in dB that the directional gain of the antenna exceeds 6 dBi.

3.3.2 Measuring Instruments

See list of measuring equipment of this test report.

3.3.3 Test Procedures

The testing follows FCC KDB 789033 D02 General UNII Test Procedures New Rules v02r01.

Section F) Maximum power spectral density.

 # Method SA-2 #

(trace averaging across on and off times of the EUT transmissions, followed by duty cycle correction).

- Measure the duty cycle.
- Set span to encompass the entire emission bandwidth (EBW) of the signal.
- Set RBW = 1 MHz.
- Set VBW ≥ 3 MHz.
- Number of points in sweep ≥ 2 Span / RBW.
- Sweep time = auto.
- Detector = RMS
- Trace average at least 100 traces in power averaging mode.
- Add 10 log(1/x), where x is the duty cycle, to the measured power in order to compute the average power during the actual transmission times. For example, add 10 log(1/0.25) = 6 dB if the duty cycle is 25 percent.

1. The RF output of EUT was connected to the spectrum analyzer by a low loss cable.
2. Each plot has already offset with cable loss, and attenuator loss. Measure the PPSD and record it.
3. For MIMO mode, calculation method follows FCC KDB 662911 D01 Multiple Transmitter Output v02r01.

   Method (a): Measure and sum the spectra across the outputs.

   The total final Power Spectral Density is from a device with 2 transmitter outputs. The spectrum measurements of the individual outputs are all performed with the same span and number of points; the spectrum value in the first spectral bin of output 1 is summed with that in the first spectral bin of output 2 to obtain the value for the first frequency bin of the summed spectrum.

3.3.4 Test Setup

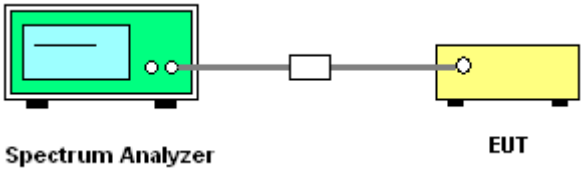

3.3.5 Test Result of Power Spectral Density

Please refer to Appendix A.

Worst Case Power Density (dBm/MHz)

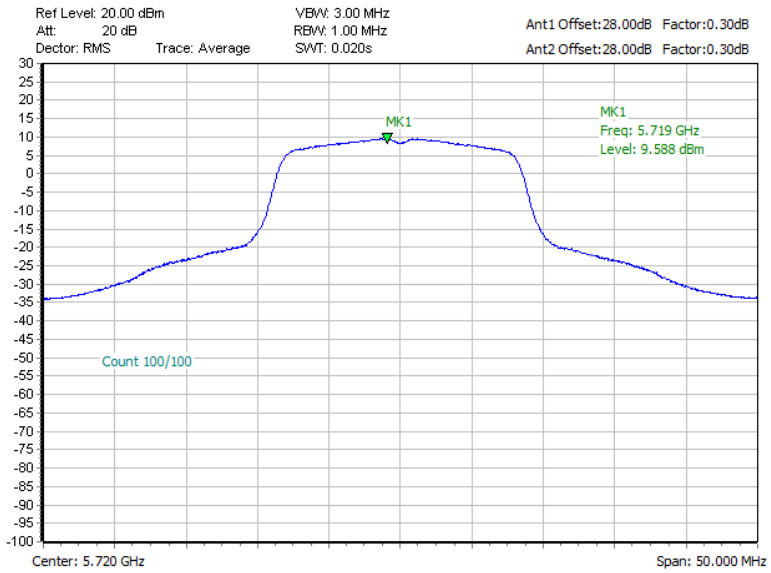

Note: Average Power Density (dB) = Measured value+ Duty Factor

3.4 Unwanted Emissions Measurement

This section is to measure unwanted emissions through radiated measurement for band edge spurious emissions and out of band emissions measurement.

3.4.1 Limit of Unwanted Emissions

(1) For transmitters operating in the 5250-5350 MHz band: all emissions outside of the 5150-5350 MHz band shall not exceed an EIRP of -27 dBm/MHz. Devices operating in the 5250-5350 MHz band that generate emissions in the 5150-5250 MHz band must meet all applicable technical requirements for operation in the 5150-5250 MHz band (including indoor use) or alternatively meet an out-of-band emission EIRP limit of -27 dBm/MHz in the 5150-5250 MHz band.

For transmitters operating in the 5470-5600 MHz and 5650-5725MHz band: all emissions outside of the 5470-5600 MHz and 5650-5725MHz band shall not exceed an EIRP of -27 dBm/MHz.

(2) Unwanted spurious emissions fallen in restricted bands shall comply with the general field strength limits as below table:

Frequency (MHz)	Field Strength (microvolts/meter)	Measurement Distance (meters)
0.009 – 0.490	2400/F(kHz)	300
0.490 – 1.705	24000/F(kHz)	30
1.705 – 30.0	30	30
30 – 88	100	3
88 – 216	150	3
216 - 960	200	3
Above 960	500	3

Note: The following formula is used to convert the EIRP to field strength.

$$E=\frac{1000000\sqrt{30P}}{3}$$ μV/m, where P is the eirp (Watts)

EIRP (dBm)	Field Strength at 3m (dBµV/m)
- 27	68.3

(3) KDB789033 D02 v02r01 G)2)c)

(i) Sections 15.407(b)(1-3) specifies the unwanted emissions limit for the U-NII-1 and U-NII-2 bands. As specified, emissions above 1000 MHz that are outside of the restricted bands are subject to a peak emission limit of −27 dBm/MHz.

(ii) Section 15.407(b)(4) specifies the unwanted emissions limit for the U-NII-3 band. A band emissions mask is specified in Section 15.407(b)(4)(i). The emission limits are based on the use of a peak detector.

3.4.2 Measuring Instruments

See list of measuring equipment of this test report.

3.4.3 Test Procedures

1. The testing follows FCC KDB 789033 D02 General UNII Test Procedures New Rules v02r01. Section G) Unwanted emissions measurement.

(1) Procedure for Unwanted Emissions Measurements Below 1000MHz

- RBW = 120 kHz
- VBW = 300 kHz
- Detector = Peak
- Trace mode = max hold

(2) Procedure for Peak Unwanted Emissions Measurements Above 1000 MHz

- RBW = 1 MHz
- VBW ≥ 3 MHz
- Detector = Peak
- Sweep time = auto
- Trace mode = max hold

(3) Procedures for Average Unwanted Emissions Measurements Above 1000MHz

- RBW = 1 MHz
- VBW = 10 Hz, when duty cycle is no less than 98 percent.
- VBW ≥ 1/T, when duty cycle is less than 98 percent where T is the minimum transmission duration over which the transmitter is on and is transmitting at its maximum power control level for the tested mode of operation.

2. The EUT was placed on a turntable with 0.8 meter for frequency below 1GHz and 1.5 meter for frequency above 1GHz respectively above ground.
3. The EUT was set 3 meters from the interference receiving antenna which was mounted on the top of a variable height antenna tower.
4. The antenna is a broadband antenna and its height is adjusted between one meter and four meters above ground to find the maximum value of the field strength for both horizontal polarization and vertical polarization of the antenna.
5. For each suspected emission, the EUT was arranged to its worst case and then adjust the antenna tower (from 1 m to 4 m) and turntable (from 0 degree to 360 degrees) to find the maximum reading.
6. For testing below 1GHz, if the emission level of the EUT in peak mode was 3 dB lower than the limit specified, then peak values of EUT will be reported, otherwise, the emissions will be repeated one by one using the CISPR quasi-peak method and reported.
7. For testing above 1GHz, the emission level of the EUT in peak mode was 20dB lower than average limit (that means the emission level in average mode also complies with the limit in average mode), then peak values of EUT will be reported, otherwise, the emissions will be measured in average mode again and reported.

3.4.4 Test Setup

For radiated emissions below 30MHz

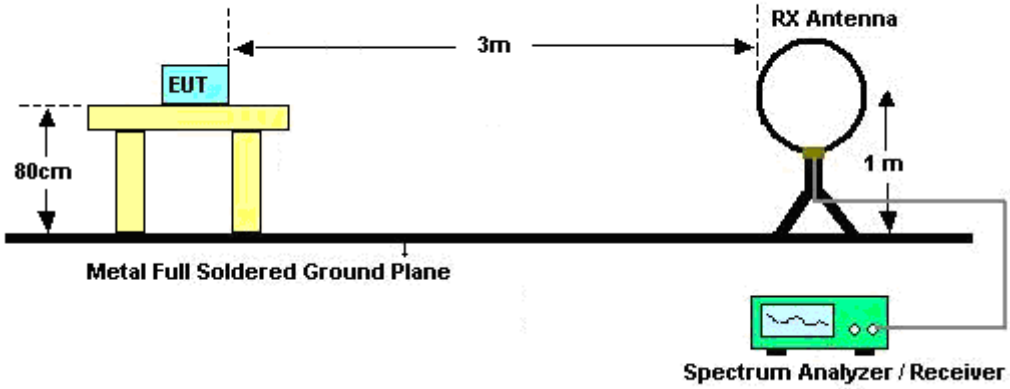

For radiated emissions from 30MHz to 1GHz

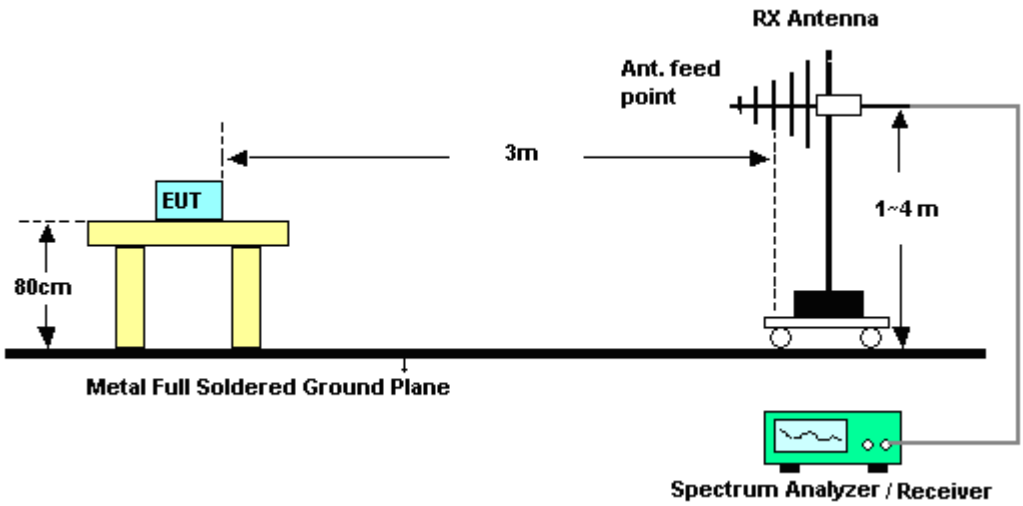

For radiated emissions above 1GHz

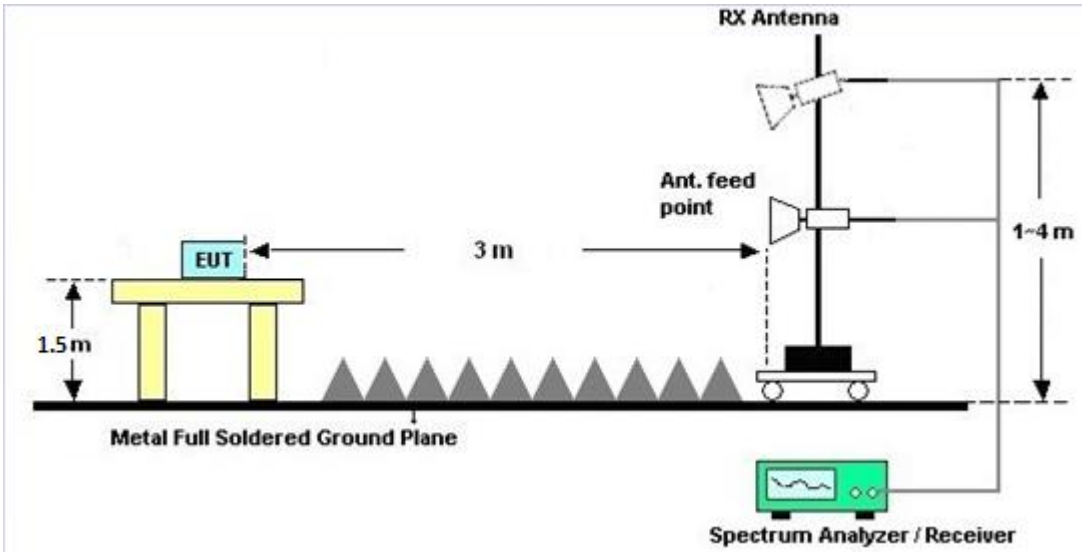

3.4.5 Test Results of Radiated Spurious Emissions (9 kHz ~ 30 MHz)

The low frequency, which started from 9 kHz to 30MHz, was pre-scanned and the result which was 20dB lower than the limit line was not reported.

There is a comparison data of both open-field test site and alternative test site - semi-Anechoic chamber according to 414788 D01 Radiated Test Site v01r01, and the result came out very similar.

3.4.6 Test Result of Radiated Spurious at Band Edges

Please refer to Appendix B and C.

3.4.7 Duty Cycle

Please refer to Appendix D.

3.4.8 Test Result of Radiated Spurious Emissions (30MHz ~ 10th Harmonic)

Please refer to Appendix B and C.

3.5 Automatically Discontinue Transmission

3.5.1 Limit of Automatically Discontinue Transmission

The device shall automatically discontinue transmission in case of either absence of information to transmit or operational failure. These provisions are not intended to preclude the transmission of control or signaling information or the use of repetitive codes used by certain digital technologies to complete frame or burst intervals. Applicants shall include in their application for equipment authorization to describe how this requirement is met.

3.5.2 Measuring Instruments

See list of measuring equipment of this test report.

3.5.3 Test Result of Automatically Discontinue Transmission

While the EUT is not transmitting any information, the EUT can automatically discontinue transmission and become standby mode for power saving. The EUT can detect the controlling signal of ACK message transmitting from remote device and verify whether it shall resend or discontinue transmission.

3.6 Antenna Requirements

3.6.1 Standard Applicable

If transmitting antenna directional gain is greater than 6 dBi, both the peak transmit power and the peak power spectral density shall be reduced by the amount in dB that the directional gain of the antenna exceeds 6 dBi.

3.6.2 Antenna Anti-Replacement Construction

An embedded-in antenna design is used.

3.6.3 Antenna Gain

<CDD Mode>

FCC KDB 662911 D01 Multiple Transmitter Output v02r01

For CDD transmissions, directional gain is calculated as

Directional gain = GANT + Array Gain, where Array Gain is as follows.

For power spectral density (PSD) measurements on all devices,

Array Gain = 10 log(NANT/NSS=1) dB.

For power measurements on IEEE 802.11 devices,

Array Gain = 0 dB (i.e., no array gain) for NANT ≤ 4.

Directional gain may be calculated by using the formulas applicable to equal gain antennas with GANT set equal to the gain of the antenna having the highest gain;

The EUT supports CDD mode.

For power, the directional gain GANT is set equal to the antenna having the highest gain, i.e., F)2)f)i).

For PSD, the directional gain calculation is following F)2)f)ii) of KDB 662911 D01 v02r01.

The power and PSD limit should be modified if the directional gain of EUT is over 6 dBi,

The directional gain “DG” is calculated as following table.

<CDD Modes>

	Ant. 1 (dBi)	Ant. 2 (dBi)	DG for Power (dBi)	DG for PSD (dBi)	Power Limit Reduction (dB)	PSD Limit Reduction (dB)
Band II	4.06	4.88	4.88	7.49	0.00	1.49
Band III	4.25	4.49	4.49	7.38	0.00	1.38

Power limit reduction = Composite gain – 6dBi, (min = 0)

PSD limit reduction = Composite gain + PSD Array gain – 6dBi, (min = 0)

4 List of Measuring Equipment

Instrument	Manufacturer	Model No.	Serial No.	Characteristics	Calibration Date	Test Date	Due Date	Remark
Hygrometer	Testo	608-H2	41410069	N/A	Jun. 17, 2019	Nov. 29, 2019~ Dec. 13, 2019	Jun. 16, 2020	Conducted (TH05-HY)
Power Sensor	DARE	RPR3006W	17I00015S NO35	10MHz~6GHz	Jan. 15, 2019	Nov. 29, 2019~ Dec. 13, 2019	Jan. 14, 2020	Conducted (TH05-HY)
Signal Analyzer	Rohde & Schwarz	FSV40	101566	10Hz~40GHz	Jul. 15, 2019	Nov. 29, 2019~ Dec. 13, 2019	Jul. 14, 2020	Conducted (TH05-HY)
Switch Box & RF Cable	Burgeon	ETF-058	EC1208382	N/A	Mar. 27, 2019	Nov. 29, 2019~ Dec. 13, 2019	Mar. 26, 2020	Conducted (TH05-HY)
Loop Antenna	Rohde & Schwarz	HFH2-Z2	100488	9 kHz~30 MHz	Jan. 07, 2019	Nov. 21, 2019~ Dec. 04, 2019	Jan. 06, 2020	Radiation (03CH12-HY)
Bilog Antenna	TESEQ	CBL 6111D&0080 0N1D01N-06	37059&01	30MHz~1GHz	Oct. 12, 2019	Nov. 21, 2019~ Dec. 04, 2019	Oct. 11, 2020	Radiation (03CH12-HY)
Horn Antenna	SCHWARZBE CK	BBHA 9120D	9120D-132 8	1GHz ~ 18GHz	Nov. 14, 2019	Nov. 21, 2019~ Dec. 04, 2019	Nov. 13, 2020	Radiation (03CH12-HY)
Horn Antenna	SCHWARZBE CK	BBHA 9120D	9120D-020 37	1GHz ~ 18GHz	Oct. 28, 2019	Nov. 21, 2019~ Dec. 04, 2019	Oct. 27, 2020	Radiation (03CH12-HY)
SHF-EHF Horn Antenna	SCHWARZBE CK	BBHA 9170	BBHA9170 584	18GHz ~ 40GHz	Dec. 05, 2018	Nov. 21, 2019~ Dec. 04, 2019	Dec. 04, 2019	Radiation (03CH12-HY)
SHF-EHF Horn Antenna	SCHWARZBE CK	BBHA 9170	BBHA9170 576	18GHz ~ 40GHz	May 14, 2019	Nov. 21, 2019~ Dec. 04, 2019	May 13, 2020	Radiation (03CH12-HY)
Preamplifier	COM-POWER	PA-103	161075	10MHz~1GHz	Mar. 25, 2019	Nov. 21, 2019~ Dec. 04, 2019	Mar. 24, 2020	Radiation (03CH12-HY)
Preamplifier	Agilent	8449B	3008A0237 5	1GHz~26.5GHz	May 27, 2019	Nov. 21, 2019~ Dec. 04, 2019	May 26, 2020	Radiation (03CH12-HY)
Preamplifier	Jet-Power	JPA0118-55-303K	171000180 0054002	1GHz~18GHz	Aug. 06, 2019	Nov. 21, 2019~ Dec. 04, 2019	Aug. 05, 2020	Radiation (03CH12-HY)
Preamplifier	Jet-Power	JPA00101800 -30-10P	1601118000 2	1GHz~18GHz	Aug. 01, 2019	Nov. 21, 2019~ Dec. 04, 2019	Jul. 31, 2020	Radiation (03CH12-HY)
Preamplifier	EMEC	EM18G40G	060715	18GHz ~ 40GHz	Dec. 06, 2018	Nov. 21, 2019~ Dec. 04, 2019	Dec. 05, 2019	Radiation (03CH12-HY)
Spectrum Analyzer	Keysight	N9010A	MY5537052 6	10Hz~44GHz	Mar. 19, 2019	Nov. 21, 2019~ Dec. 04, 2019	Mar. 18, 2020	Radiation (03CH12-HY)
Hygrometer	TECPEL	DTM-303B	TP161243	N/A	Jun. 17, 2019	Nov. 21, 2019~ Dec. 04, 2019	Jun. 16, 2020	Radiation (03CH12-HY)
Filter	Wainwright	WLKS1200-1 2SS	SN1	1.2 GHz Lowpass	Mar. 22, 2019	Nov. 21, 2019~ Dec. 04, 2019	Mar. 21, 2020	Radiation (03CH12-HY)
Filter	Wainwright	WHKX8-5872 .5-6750-1800 0-40SS	SN2	6.75GHz High Pass	Mar. 19, 2019	Nov. 21, 2019~ Dec. 04, 2019	Mar. 18, 2020	Radiation (03CH12-HY)
RF Cable	HUBER + SUHNER	SUCOFLEX 102	505134/2	30M~40GHz	Feb. 26, 2019	Nov. 21, 2019~ Dec. 04, 2019	Feb. 25, 2020	Radiation (03CH12-HY)
RF Cable	HUBER + SUHNER	SUCOFLEX 102	800740/2	30M~40GHz	Feb. 26, 2019	Nov. 21, 2019~ Dec. 04, 2019	Feb. 25, 2020	Radiation (03CH12-HY)
Controller	EMEC	EM1000	N/A	Control Turn table & Ant Mast	N/A	Nov. 21, 2019~ Dec. 04, 2019	N/A	Radiation (03CH12-HY)
Antenna Mast	EMEC	AM-BS-4500-B	N/A	1m~4m	N/A	Nov. 21, 2019~ Dec. 04, 2019	N/A	Radiation (03CH12-HY)
Turn Table	EMEC	TT2000	N/A	0~360 Degree	N/A	Nov. 21, 2019~ Dec. 04, 2019	N/A	Radiation (03CH12-HY)
Software	Audix	E3 6.2009-8-24	RK-000989	N/A	N/A	Nov. 21, 2019~ Dec. 04, 2019	N/A	Radiation (03CH12-HY)

5 Uncertainty of Evaluation

Uncertainty of Radiated Emission Measurement (30 MHz ~ 1000 MHz)

Measuring Uncertainty for a Level of Confidence of 95% (U = 2Uc(y))	**5.1**

Uncertainty of Radiated Emission Measurement (1000 MHz ~ 18000 MHz)

Measuring Uncertainty for a Level of Confidence of 95% (U = 2Uc(y))	**5.6**

Uncertainty of Radiated Emission Measurement (18000 MHz ~ 40000 MHz)

Measuring Uncertainty for a Level of Confidence of 95% (U = 2Uc(y))	**5.0**

Appendix A. Test Result of Conducted Test Items

Test Engineer:	Richard Qiu / Luffy Lin	Temperature:	21~25	°C
Test Date:	2019/11/29~2019/12/13	Relative Humidity:	51~54	%

TEST RESULTS DATA
26dB and 99% OBW

Band II single antenna															
Mod.	Data Rate	NTX	CH.	Freq. (MHz)	99% Bandwidth (MHz)		26 dB Bandwidth (MHz)		IC 99% Bandwidth Power Limit (dBm)		IC 99% Bandwidth EIRP Limit (dBm)		FCC 26dB Bandwidth Power Limit (dBm)		Note
					Ant 1	Ant 2	Ant 1	Ant 2	Ant 1	Ant 2	Ant 1	Ant 2	Ant 1	Ant 2	
11a	6Mbps	1	52	5260	16.98	17.13	33.87	33.37	23.30	23.34	29.30	29.34	23.98	23.98	
11a	6Mbps	1	60	5300	17.13	17.13	32.52	33.97	23.34	23.34	29.34	29.34	23.98	23.98	
11a	6Mbps	1	64	5320	17.13	17.18	29.32	33.82	23.34	23.35	29.34	29.35	23.98	23.98	
HT20	MCS0	1	52	5260	18.13	17.98	33.82	33.37	23.58	23.55	29.58	29.55	23.98	23.98	
HT20	MCS0	1	60	5300	18.18	18.03	36.36	33.67	23.60	23.56	29.60	29.56	23.98	23.98	
HT20	MCS0	1	64	5320	18.23	18.23	32.97	36.21	23.61	23.61	29.61	29.61	23.98	23.98	
HT40	MCS0	1	54	5270	37.26	37.06	69.77	69.50	23.98	23.98	30.00	30.00	23.98	23.98	
HT40	MCS0	1	62	5310	37.26	37.16	41.27	65.90	23.98	23.98	30.00	30.00	23.98	23.98	
VHT80	MCS0	1	58	5290	77.20	76.96	81.68	81.52	23.98	23.98	30.00	30.00	23.98	23.98	

Band II MIMO															
Mod.	Data Rate	NTX	CH.	Freq. (MHz)	99% Bandwidth (MHz)		26 dB Bandwidth (MHz)		IC 99% Bandwidth Power Limit (dBm)		IC 99% Bandwidth EIRP Limit (dBm)		FCC 26dB Bandwidth Power Limit (dBm)		Note
					Ant 1	Ant 2	Ant 1	Ant 2	Ant 1	Ant 2	Ant 1	Ant 2	Ant 1	Ant 2	
11a	6Mbps	2	52	5260	17.08	16.93	26.12	24.73	23.29		29.29		23.98		
11a	6Mbps	2	60	5300	17.38	16.98	25.67	23.93	23.30		29.30		23.98		
11a	6Mbps	2	64	5320	17.18	16.93	25.43	24.03	23.29		29.29		23.98		
HT20	MCS0	2	52	5260	18.23	17.88	30.12	29.02	23.52		29.52		23.98		
HT20	MCS0	2	60	5300	18.23	17.88	29.17	29.07	23.52		29.52		23.98		
HT20	MCS0	2	64	5320	18.08	17.88	29.12	29.17	23.52		29.52		23.98		
HT40	MCS0	2	54	5270	37.16	36.86	71.66	68.60	23.98		30.00		23.98		
HT40	MCS0	2	62	5310	37.26	36.86	45.50	41.36	23.98		30.00		23.98		
VHT80	MCS0	2	58	5290	76.72	76.72	81.84	80.72	23.98		30.00		23.98		

Report Number : FR830922-09

TEST RESULTS DATA
Average Power Table

FCC Band II single antenna													
Mod.	Data Rate	NTX	CH.	Freq. (MHz)	Average Conducted Power (dBm)			FCC Conducted Power Limit (dBm)		DG (dBi)		EIRP Power Limit (dBm)	Pass/Fail
					Ant 1	Ant 2	SUM	Ant 1	Ant 2	Ant 1	Ant 2		
11a	6Mbps	1	52	5260	19.50	18.60		23.98	23.98	4.06	4.88	26.99	Pass
11a	6Mbps	1	60	5300	19.60	18.80		23.98	23.98	4.06	4.88	26.99	Pass
11a	6Mbps	1	64	5320	18.90	18.90		23.98	23.98	4.06	4.88	26.99	Pass
HT20	MCS0	1	52	5260	18.90	18.00		23.98	23.98	4.06	4.88	26.99	Pass
HT20	MCS0	1	60	5300	19.10	18.10		23.98	23.98	4.06	4.88	26.99	Pass
HT20	MCS0	1	64	5320	18.20	18.30		23.98	23.98	4.06	4.88	26.99	Pass
HT40	MCS0	1	54	5270	18.90	17.90		23.98	23.98	4.06	4.88	26.99	Pass
HT40	MCS0	1	62	5310	14.80	15.20		23.98	23.98	4.06	4.88	26.99	Pass
VHT20	MCS0	1	52	5260	18.80	17.90		23.98	23.98	4.06	4.88	26.99	Pass
VHT20	MCS0	1	60	5300	19.00	18.00		23.98	23.98	4.06	4.88	26.99	Pass
VHT20	MCS0	1	64	5320	18.10	18.20		23.98	23.98	4.06	4.88	26.99	Pass
VHT40	MCS0	1	54	5270	18.80	17.80		23.98	23.98	4.06	4.88	26.99	Pass
VHT40	MCS0	1	62	5310	14.70	15.10		23.98	23.98	4.06	4.88	26.99	Pass
VHT80	MCS0	1	58	5290	13.20	14.00		23.98	23.98	4.06	4.88	26.99	Pass

FCC Band II MIMO													
Mod.	Data Rate	NTX	CH.	Freq. (MHz)	Average Conducted Power (dBm)			FCC Conducted Power Limit (dBm)		DG (dBi)		EIRP Power Limit (dBm)	Pass/Fail
					Ant 1	Ant 2	SUM	Ant 1	Ant 2	Ant 1	Ant 2		
11a	6Mbps	2	52	5260	17.20	16.10	19.70	23.98		4.88		26.99	Pass
11a	6Mbps	2	60	5300	17.30	16.30	19.84	23.98		4.88		26.99	Pass
11a	6Mbps	2	64	5320	16.90	15.80	19.40	23.98		4.88		26.99	Pass
HT20	MCS0	2	52	5260	17.00	16.30	19.67	23.98		4.88		26.99	Pass
HT20	MCS0	2	60	5300	17.20	16.50	19.87	23.98		4.88		26.99	Pass
HT20	MCS0	2	64	5320	17.20	16.50	19.87	23.98		4.88		26.99	Pass
HT40	MCS0	2	54	5270	19.10	18.20	21.68	23.98		4.88		26.99	Pass
HT40	MCS0	2	62	5310	15.30	14.50	17.93	23.98		4.88		26.99	Pass
VHT20	MCS0	2	52	5260	16.90	16.30	19.62	23.98		4.88		26.99	Pass
VHT20	MCS0	2	60	5300	17.10	16.50	19.82	23.98		4.88		26.99	Pass
VHT20	MCS0	2	64	5320	17.10	16.50	19.82	23.98		4.88		26.99	Pass
VHT40	MCS0	2	54	5270	19.00	18.20	21.63	23.98		4.88		26.99	Pass
VHT40	MCS0	2	62	5310	15.20	14.50	17.87	23.98		4.88		26.99	Pass
VHT80	MCS0	2	58	5290	13.30	11.80	15.62	23.98		4.88		26.99	Pass

TEST RESULTS DATA
Power Spectral Density

Band II single antenna															
Mod.	Data Rate	NTX	CH.	Freq. (MHz)	Duty Factor (dB)		Average Power Density (dBm/MHz)			Average PSD Limit (dBm/MHz)		DG (dBi)			Pass /Fail
					Ant 1	Ant 2	Ant 1	Ant 2	SUM	Ant 1	Ant 2	Ant 1	Ant 2		
11a	6Mbps	1	52	5260	0.30	0.30	9.18	8.45		11.00	11.00	4.06	4.88		Pass
11a	6Mbps	1	60	5300	0.30	0.30	9.11	8.54		11.00	11.00	4.06	4.88		Pass
11a	6Mbps	1	64	5320	0.30	0.30	8.36	8.53		11.00	11.00	4.06	4.88		Pass
HT20	MCS0	1	52	5260	0.32	0.32	8.54	7.58		11.00	11.00	4.06	4.88		Pass
HT20	MCS0	1	60	5300	0.32	0.32	8.47	7.87		11.00	11.00	4.06	4.88		Pass
HT20	MCS0	1	64	5320	0.32	0.32	7.78	7.72		11.00	11.00	4.06	4.88		Pass
HT40	MCS0	1	54	5270	0.69	0.69	5.54	4.38		11.00	11.00	4.06	4.88		Pass
HT40	MCS0	1	62	5310	0.69	0.69	0.94	1.62		11.00	11.00	4.06	4.88		Pass
VHT80	MCS0	1	58	5290	1.11	1.11	-4.07	-3.34		11.00	11.00	4.06	4.88		Pass

Band II MIMO															
Mod.	Data Rate	NTX	CH.	Freq. (MHz)	Duty Factor (dB)		Average Power Density (dBm/MHz)			Average PSD Limit (dBm/MHz)		DG (dBi)			Pass /Fail
					Ant 1	Ant 2	Ant 1	Ant 2	SUM	Ant 1	Ant 2	Ant 1	Ant 2		
11a	6Mbps	2	52	5260	0.30	0.30			9.29	9.51		7.49			Pass
11a	6Mbps	2	60	5300	0.30	0.30			9.46	9.51		7.49			Pass
11a	6Mbps	2	64	5320	0.30	0.30			9.10	9.51		7.49			Pass
HT20	MCS0	2	52	5260	0.29	0.29			9.13	9.51		7.49			Pass
HT20	MCS0	2	60	5300	0.29	0.29			9.23	9.51		7.49			Pass
HT20	MCS0	2	64	5320	0.29	0.29			9.31	9.51		7.49			Pass
HT40	MCS0	2	54	5270	0.63	0.69			7.99	9.51		7.49			Pass
HT40	MCS0	2	62	5310	0.63	0.69			4.16	9.51		7.49			Pass
VHT80	MCS0	2	58	5290	1.11	1.18			-1.47	9.51		7.49			Pass

TEST RESULTS DATA
26dB and 99% OBW

Band III single antenna																
Mod.	Data Rate	NTX	CH.	Freq. (MHz)	99% Bandwidth In U-NII 2C (MHz)		26 dB Bandwidth In U-NII 2C (MHz)		IC 99% Bandwidth Power Limit (dBm)		IC 99% Bandwidth EIRP Limit (dBm)		FCC 26dB Bandwidth Power Limit (dBm)		6 dB Bandwidth for Straddle Channel (MHz)	
					Ant 1	Ant 2	Ant 1	Ant 2	Ant 1	Ant 2	Ant 1	Ant 2	Ant 1	Ant 2	Ant 1	Ant 2
11a	6Mbps	1	100	5500	17.03	17.28	33.22	34.27	23.31	23.38	29.31	29.38	23.98	23.98	----	----
11a	6Mbps	1	116	5580	17.28	17.18	35.56	34.87	23.38	23.35	29.38	29.35	23.98	23.98	----	----
11a	6Mbps	1	140	5700	16.88	16.93	30.22	33.12	23.27	23.29	29.27	29.29	23.98	23.98	----	----
HT20	MCS0	1	100	5500	18.13	18.13	36.36	33.67	23.58	23.58	29.58	29.58	23.98	23.98	----	----
HT20	MCS0	1	116	5580	18.23	18.13	36.71	37.26	23.61	23.58	29.61	29.58	23.98	23.98	----	----
HT20	MCS0	1	140	5700	17.88	17.98	31.27	33.52	23.52	23.55	29.52	29.55	23.98	23.98	----	----
HT40	MCS0	1	102	5510	36.66	37.16	41.36	56.37	23.98	23.98	30.00	30.00	23.98	23.98	----	----
HT40	MCS0	1	110	5550	37.16	37.26	69.32	70.85	23.98	23.98	30.00	30.00	23.98	23.98	----	----
HT40	MCS0	1	134	5670	37.06	37.36	69.14	69.77	23.98	23.98	30.00	30.00	23.98	23.98	----	----
VHT80	MCS0	1	106	5530	76.84	76.84	81.36	81.84	23.98	23.98	30.00	30.00	23.98	23.98	----	----
VHT80	MCS0	1	122	5610	76.96	76.96	115.57	114.60	23.98	23.98	30.00	30.00	23.98	23.98	----	----

Band III MIMO																
Mod.	Data Rate	NTX	CH.	Freq. (MHz)	99% Bandwidth In U-NII 2C (MHz)		26 dB Bandwidth In U-NII 2C (MHz)		IC 99% Bandwidth Power Limit (dBm)		IC 99% Bandwidth EIRP Limit (dBm)		FCC 26dB Bandwidth Power Limit (dBm)		6 dB Bandwidth for Straddle Channel (MHz)	
					Ant 1	Ant 2	Ant 1	Ant 2	Ant 1	Ant 2	Ant 1	Ant 2	Ant 1	Ant 2	Ant 1	Ant 2
11a	6Mbps	2	100	5500	17.23	17.28	26.17	25.03	23.36		29.36		23.98		----	----
11a	6Mbps	2	116	5580	17.78	17.28	26.47	25.77	23.38		29.38		23.98		----	----
11a	6Mbps	2	140	5700	17.03	16.98	29.02	30.07	23.30		29.30		23.98		----	----
HT20	MCS0	2	100	5500	18.13	18.03	30.62	29.27	23.56		29.56		23.98		----	----
HT20	MCS0	2	116	5580	18.28	18.03	30.67	29.47	23.56		29.56		23.98		----	----
HT20	MCS0	2	140	5700	18.03	17.83	30.42	32.37	23.51		29.51		23.98		----	----
HT40	MCS0	2	102	5510	36.66	36.46	63.12	46.30	23.98		30.00		23.98		----	----
HT40	MCS0	2	110	5550	37.06	36.96	69.50	71.30	23.98		30.00		23.98		----	----
HT40	MCS0	2	134	5670	36.96	36.66	69.77	68.60	23.98		30.00		23.98		----	----
VHT80	MCS0	2	106	5530	76.84	76.84	81.84	81.84	23.98		30.00		23.98		----	----
VHT80	MCS0	2	122	5610	77.08	77.20	121.48	147.85	23.98		30.00		23.98		----	----

Band III straddle channel single antenna																
Mod.	Data Rate	NTX	CH.	Freq. (MHz)	99% Bandwidth In U-NII 2C (MHz)		26 dB Bandwidth In U-NII 2C (MHz)		IC 99% Bandwidth Power Limit (dBm)		IC 99% Bandwidth EIRP Limit (dBm)		FCC 26dB Bandwidth Power Limit (dBm)		6 dB Bandwidth for Straddle Channel (MHz)	
					Ant 1	Ant 2	Ant 1	Ant 2	Ant 1	Ant 2	Ant 1	Ant 2	Ant 1	Ant 2	Ant 1	Ant 2
11a	6Mbps	1	144	5720	13.54	13.49	21.28	20.39	22.32	22.30	28.32	28.30	23.98	23.98	2.543	2.543
HT20	MCS0	1	144	5720	14.04	14.04	21.73	21.78	22.47	22.47	28.47	28.47	23.98	23.98	2.543	2.542
HT40	MCS0	1	142	5710	33.58	33.68	50.60	50.78	23.98	23.98	30.00	30.00	23.98	23.98	2.533	2.533
VHT80	MCS0	1	138	5690	73.60	73.72	107.89	100.21	23.98	23.98	30.00	30.00	23.98	23.98	2.56	2.56

Band III straddle channel MIMO																
Mod.	Data Rate	NTX	CH.	Freq. (MHz)	99% Bandwidth In U-NII 2C (MHz)		26 dB Bandwidth In U-NII 2C (MHz)		IC 99% Bandwidth Power Limit (dBm)		IC 99% Bandwidth EIRP Limit (dBm)		FCC 26dB Bandwidth Power Limit (dBm)		6 dB Bandwidth for Straddle Channel (MHz)	
					Ant 1	Ant 2	Ant 1	Ant 2	Ant 1	Ant 2	Ant 1	Ant 2	Ant 1	Ant 2	Ant 1	Ant 2
11a	6Mbps	2	144	5720	13.64	13.64	20.19	19.14	22.35		28.35		23.82		2.493	2.543
HT20	MCS0	2	144	5720	14.04	13.99	20.93	20.34	22.46		28.46		23.98		2.543	2.542
HT40	MCS0	2	142	5710	33.68	33.48	50.96	50.34	23.98		30.00		23.98		2.533	2.533
VHT80	MCS0	2	138	5690	73.72	73.72	104.05	129.63	23.98		30.00		23.98		2.56	2.56

Report Number : FR830922-09

TEST RESULTS DATA
Average Power Table

FCC Band III single antenna													
Mod.	Data Rate	NTX	CH.	Freq. (MHz)	Average Conducted Power (dBm)			FCC Conducted Power Limit (dBm)		DG (dBi)		EIRP Power Limit (dBm)	Pass/Fail
					Ant 1	Ant 2	SUM	Ant 1	Ant 2	Ant 1	Ant 2		
11a	6Mbps	1	100	5500	19.50	19.00		23.98	23.98	4.25	4.49	26.99	Pass
11a	6Mbps	1	116	5580	19.70	18.80		23.98	23.98	4.25	4.49	26.99	Pass
11a	6Mbps	1	140	5700	18.10	17.90		23.98	23.98	4.25	4.49	26.99	Pass
HT20	MCS0	1	100	5500	18.80	18.40		23.98	23.98	4.25	4.49	26.99	Pass
HT20	MCS0	1	116	5580	18.90	18.20		23.98	23.98	4.25	4.49	26.99	Pass
HT20	MCS0	1	140	5700	17.20	17.30		23.98	23.98	4.25	4.49	26.99	Pass
HT40	MCS0	1	102	5510	14.90	15.00		23.98	23.98	4.25	4.49	26.99	Pass
HT40	MCS0	1	110	5550	18.90	18.30		23.98	23.98	4.25	4.49	26.99	Pass
HT40	MCS0	1	134	5670	17.80	18.10		23.98	23.98	4.25	4.49	26.99	Pass
VHT20	MCS0	1	100	5500	18.70	18.30		23.98	23.98	4.25	4.49	26.99	Pass
VHT20	MCS0	1	116	5580	18.80	18.10		23.98	23.98	4.25	4.49	26.99	Pass
VHT20	MCS0	1	140	5700	17.10	17.20		23.98	23.98	4.25	4.49	26.99	Pass
VHT40	MCS0	1	102	5510	14.80	14.90		23.98	23.98	4.25	4.49	26.99	Pass
VHT40	MCS0	1	110	5550	18.80	18.20		23.98	23.98	4.25	4.49	26.99	Pass
VHT40	MCS0	1	134	5670	17.70	18.00		23.98	23.98	4.25	4.49	26.99	Pass
VHT80	MCS0	1	106	5530	13.10	14.20		23.98	23.98	4.25	4.49	26.99	Pass
VHT80	MCS0	1	122	5610	18.20	17.70		23.98	23.98	4.25	4.49	26.99	Pass

FCC Band III MIMO													
Mod.	Data Rate	NTX	CH.	Freq. (MHz)	Average Conducted Power (dBm)			FCC Conducted Power Limit (dBm)		DG (dBi)		EIRP Power Limit (dBm)	Pass/Fail
					Ant 1	Ant 2	SUM	Ant 1	Ant 2	Ant 1	Ant 2		
11a	6Mbps	2	100	5500	17.10	16.80	19.96	23.98		4.49		26.99	Pass
11a	6Mbps	2	116	5580	17.10	16.60	19.87	23.98		4.49		26.99	Pass
11a	6Mbps	2	140	5700	17.10	16.60	19.87	23.98		4.49		26.99	Pass
HT20	MCS0	2	100	5500	16.90	16.80	19.86	23.98		4.49		26.99	Pass
HT20	MCS0	2	116	5580	17.10	17.00	20.06	23.98		4.49		26.99	Pass
HT20	MCS0	2	140	5700	17.10	16.80	19.96	23.98		4.49		26.99	Pass
HT40	MCS0	2	102	5510	13.90	13.50	16.71	23.98		4.49		26.99	Pass
HT40	MCS0	2	110	5550	19.10	18.70	21.91	23.98		4.49		26.99	Pass
HT40	MCS0	2	134	5670	17.70	17.40	20.56	23.98		4.49		26.99	Pass
VHT20	MCS0	2	100	5500	16.80	16.80	19.81	23.98		4.49		26.99	Pass
VHT20	MCS0	2	116	5580	17.00	16.90	19.96	23.98		4.49		26.99	Pass
VHT20	MCS0	2	140	5700	17.00	16.80	19.91	23.98		4.49		26.99	Pass
VHT40	MCS0	2	102	5510	13.80	13.50	16.66	23.98		4.49		26.99	Pass
VHT40	MCS0	2	110	5550	19.00	18.70	21.86	23.98		4.49		26.99	Pass
VHT40	MCS0	2	134	5670	17.60	17.40	20.51	23.98		4.49		26.99	Pass
VHT80	MCS0	2	106	5530	13.10	12.70	15.91	23.98		4.49		26.99	Pass
VHT80	MCS0	2	122	5610	18.30	18.10	21.21	23.98		4.49		26.99	Pass

FCC Band III straddle channel single antenna													
Mod.	Data Rate	NTX	CH.	Freq. (MHz)	Average Conducted Power (dBm)			FCC Conducted Power Limit (dBm)		DG (dBi)		EIRP Power Limit (dBm)	Pass/Fail
					Ant 1	Ant 2	SUM	Ant 1	Ant 2	Ant 1	Ant 2		
11a	6Mbps	1	144	5720	18.00	18.00		23.98	23.98	4.25	4.49	26.99	Pass
HT20	MCS0	1	144	5720	17.50	17.30		23.98	23.98	4.25	4.49	26.99	Pass
HT40	MCS0	1	142	5710	17.40	17.30		23.98	23.98	4.25	4.49	26.99	Pass
VHT20	MCS0	1	144	5720	17.40	17.20		23.98	23.98	4.25	4.49	26.99	Pass
VHT40	MCS0	1	142	5710	17.30	17.20		23.98	23.98	4.25	4.49	26.99	Pass
VHT80	MCS0	1	138	5690	18.10	17.80		23.98	23.98	4.25	4.49	26.99	Pass

FCC Band III straddle channel MIMO													
Mod.	Data Rate	NTX	CH.	Freq. (MHz)	Average Conducted Power (dBm)			FCC Conducted Power Limit (dBm)		DG (dBi)		EIRP Power Limit (dBm)	Pass/Fail
					Ant 1	Ant 2	SUM	Ant 1	Ant 2	Ant 1	Ant 2		
11a	6Mbps	2	144	5720	17.10	16.70	19.91	23.82		4.49		26.99	Pass
HT20	MCS0	2	144	5720	17.10	16.90	20.01	23.98		4.49		26.99	Pass
HT40	MCS0	2	142	5710	17.80	17.50	20.66	23.98		4.49		26.99	Pass
VHT20	MCS0	2	144	5720	17.00	16.90	19.96	23.98		4.49		26.99	Pass
VHT40	MCS0	2	142	5710	17.70	17.50	20.61	23.98		4.49		26.99	Pass
VHT80	MCS0	2	138	5690	18.30	18.10	21.21	23.98		4.49		26.99	Pass

TEST RESULTS DATA
Power Spectral Density

Band III single antenna															
Mod.	Data Rate	NTX	CH.	Freq. (MHz)	Duty Factor (dB)		Average Power Density (dBm/MHz)			Average PSD Limit (dBm/MHz)		DG (dBi)			Pass /Fail
					Ant 1	Ant 2	Ant 1	Ant 2	SUM	Ant 1	Ant 2	Ant 1	Ant 2		
11a	6Mbps	1	100	5500	0.30	0.30	8.94	8.73		11.00	11.00	4.25	4.49		Pass
11a	6Mbps	1	116	5580	0.30	0.30	8.89	8.58		11.00	11.00	4.25	4.49		Pass
11a	6Mbps	1	140	5700	0.30	0.30	7.57	7.44		11.00	11.00	4.25	4.49		Pass
HT20	MCS0	1	100	5500	0.32	0.32	8.09	7.84		11.00	11.00	4.25	4.49		Pass
HT20	MCS0	1	116	5580	0.32	0.32	8.21	7.76		11.00	11.00	4.25	4.49		Pass
HT20	MCS0	1	140	5700	0.32	0.32	6.34	6.51		11.00	11.00	4.25	4.49		Pass
HT40	MCS0	1	102	5510	0.69	0.69	1.00	1.19		11.00	11.00	4.25	4.49		Pass
HT40	MCS0	1	110	5550	0.69	0.69	5.08	4.66		11.00	11.00	4.25	4.49		Pass
HT40	MCS0	1	134	5670	0.69	0.69	3.92	4.54		11.00	11.00	4.25	4.49		Pass
VHT80	MCS0	1	106	5530	1.11	1.11	-4.27	-2.88		11.00	11.00	4.25	4.49		Pass
VHT80	MCS0	1	122	5610	1.11	1.11	1.16	0.62		11.00	11.00	4.25	4.49		Pass

Band III MIMO															
Mod.	Data Rate	NTX	CH.	Freq. (MHz)	Duty Factor (dB)		Average Power Density (dBm/MHz)			Average PSD Limit (dBm/MHz)		DG (dBi)			Pass /Fail
					Ant 1	Ant 2	Ant 1	Ant 2	SUM	Ant 1	Ant 2	Ant 1	Ant 2		
11a	6Mbps	2	100	5500	0.30	0.30			9.45	9.62		7.38			Pass
11a	6Mbps	2	116	5580	0.30	0.30			9.38	9.62		7.38			Pass
11a	6Mbps	2	140	5700	0.30	0.30			9.54	9.62		7.38			Pass
HT20	MCS0	2	100	5500	0.29	0.29			9.21	9.62		7.38			Pass
HT20	MCS0	2	116	5580	0.29	0.29			9.25	9.62		7.38			Pass
HT20	MCS0	2	140	5700	0.29	0.29			9.27	9.62		7.38			Pass
HT40	MCS0	2	102	5510	0.63	0.69			2.94	9.62		7.38			Pass
HT40	MCS0	2	110	5550	0.63	0.69			8.24	9.62		7.38			Pass
HT40	MCS0	2	134	5670	0.63	0.69			6.74	9.62		7.38			Pass
VHT80	MCS0	2	106	5530	1.11	1.18			-0.94	9.62		7.38			Pass
VHT80	MCS0	2	122	5610	1.11	1.18			4.33	9.62		7.38			Pass

Band III straddle channel single antenna															
Mod.	Data Rate	NTX	CH.	Freq. (MHz)	Duty Factor (dB)		Average Power Density (dBm/MHz)			Average PSD Limit (dBm/MHz)		DG (dBi)			Pass /Fail
					Ant 1	Ant 2	Ant 1	Ant 2	SUM	Ant 1	Ant 2	Ant 1	Ant 2		
11a	6Mbps	1	144	5720	0.30	0.30	7.38	7.43		11.00	11.00	4.25	4.49		Pass
HT20	MCS0	1	144	5720	0.32	0.32	6.80	6.57		11.00	11.00	4.25	4.49		Pass
HT40	MCS0	1	142	5710	0.69	0.69	3.56	3.46		11.00	11.00	4.25	4.49		Pass
VHT80	MCS0	1	138	5690	1.11	1.11	0.88	0.65		11.00	11.00	4.25	4.49		Pass

Band III straddle channel MIMO															
Mod.	Data Rate	NTX	CH.	Freq. (MHz)	Duty Factor (dB)		Average Power Density (dBm/MHz)			Average PSD Limit (dBm/MHz)		DG (dBi)			Pass /Fail
					Ant 1	Ant 2	Ant 1	Ant 2	SUM	Ant 1	Ant 2	Ant 1	Ant 2		
11a	6Mbps	2	144	5720	0.30	0.30			9.59	9.62		7.38			Pass
HT20	MCS0	2	144	5720	0.29	0.29			9.33	9.62		7.38			Pass
HT40	MCS0	2	142	5710	0.63	0.69			6.69	9.62		7.38			Pass
VHT80	MCS0	2	138	5690	1.11	1.18			4.25	9.62		7.38			Pass

Appendix B. Radiated Spurious Emission

Test Engineer :	Jack Cheng , Lance Chiang and Chuan Chu	Temperature :	19.2~26.8°C
		Relative Humidity :	53.5~69%

Band 2 - 5250~5350MHz

WIFI 802.11a (Band Edge @ 3m)

WIFI Ant.	Note	Frequency	Level	Over Limit	Limit Line	Read Level	Antenna Factor	Cable Loss	Preamp Factor	Ant Pos	Table Pos	Peak Avg.	Pol.
1		(MHz)	(dBµV/m)	(dB)	(dBµV/m)	(dBµV)	(dB/m)	(dB)	(dB)	(cm)	(deg)	(P/A)	(H/V)
802.11a CH 52 5260MHz		5128.52	53.91	-20.09	74	45.74	31.84	9.8	33.47	191	11	P	H
		5148.24	45.17	-8.83	54	37.02	31.8	9.82	33.47	191	11	A	H
	*	5260	113.56	-	-	105.64	31.4	9.97	33.45	191	11	P	H
	*	5260	106.25	-	-	98.33	31.4	9.97	33.45	191	11	A	H
		5387.76	53.4	-20.6	74	45.36	31.35	10.13	33.44	191	11	P	H
		5350.08	45.58	-8.42	54	37.73	31.2	10.09	33.44	191	11	A	H
		5113.9	52.19	-21.81	74	44.01	31.87	9.78	33.47	129	176	P	V
		5145.18	44.47	-9.53	54	36.31	31.81	9.82	33.47	129	176	A	V
	*	5260	112.85	-	-	104.93	31.4	9.97	33.45	129	176	P	V
	*	5260	105.72	-	-	97.8	31.4	9.97	33.45	129	176	A	V
		5366.88	52.47	-21.53	74	44.53	31.27	10.11	33.44	129	176	P	V
		5370	44.64	-9.36	54	36.69	31.28	10.11	33.44	129	176	A	V
802.11a CH 60 5300MHz		5099.96	53.44	-20.56	74	45.26	31.9	9.75	33.47	185	12	P	H
		5145.86	44.93	-9.07	54	36.77	31.81	9.82	33.47	185	12	A	H
	*	5300	114.07	-	-	106.1	31.4	10.02	33.45	185	12	P	H
	*	5300	106.72	-	-	98.75	31.4	10.02	33.45	185	12	A	H
		5351.76	55.55	-18.45	74	47.69	31.21	10.09	33.44	185	12	P	H
		5350.08	48.15	-5.85	54	40.3	31.2	10.09	33.44	185	12	A	H
		5122.74	51.77	-22.23	74	43.6	31.85	9.79	33.47	137	175	P	V
		5146.2	44.35	-9.65	54	36.19	31.81	9.82	33.47	137	175	A	V
	*	5300	112.72	-	-	104.75	31.4	10.02	33.45	137	175	P	V
	*	5300	105.47	-	-	97.5	31.4	10.02	33.45	137	175	A	V
		5354.64	54.6	-19.4	74	46.73	31.22	10.09	33.44	137	175	P	V
		5357.04	46.85	-7.15	54	38.96	31.23	10.1	33.44	137	175	A	V

802.11a CH 64 5320MHz	*	5320	113.03	-	-	105.11	31.32	10.05	33.45	185	13	P	H
	*	5320	105.84	-	-	97.92	31.32	10.05	33.45	185	13	A	H
		5350.4	60.1	-13.9	74	52.25	31.2	10.09	33.44	185	13	P	H
		5350.72	52.94	-1.06	54	45.09	31.2	10.09	33.44	185	13	A	H
	*	5320	112.15	-	-	104.23	31.32	10.05	33.45	112	176	P	V
	*	5320	104.72	-	-	96.8	31.32	10.05	33.45	112	176	A	V
		5350.88	58.42	-15.58	74	50.57	31.2	10.09	33.44	112	176	P	V
		5350.4	50.91	-3.09	54	43.06	31.2	10.09	33.44	112	176	A	V
Remark	1. No other spurious found. 2. All results are PASS against Peak and Average limit line.												

Band 2 5250~5350MHz

WIFI 802.11a (Harmonic @ 3m)

WIFI Ant. 1	Note	Frequency (MHz)	Level (dBμV/m)	Over Limit (dB)	Limit Line (dBμV/m)	Read Level (dBμV)	Antenna Factor (dB/m)	Cable Loss (dB)	Preamp Factor (dB)	Ant Pos (cm)	Table Pos (deg)	Peak Avg. (P/A)	Pol. (H/V)
802.11a CH 52 5260MHz		10520	56.15	-12.05	68.2	64.76	39.94	15.14	63.69	100	0	P	H
		15780	58.72	-15.28	74	64.71	37.38	18.64	62.01	100	292	P	H
		15780	46.67	-7.33	54	52.66	37.38	18.64	62.01	100	292	A	H
		10520	54.71	-13.49	68.2	63.32	39.94	15.14	63.69	100	0	P	V
		15780	56.87	-17.13	74	62.86	37.38	18.64	62.01	100	0	P	V
		15780	45.08	-8.92	54	51.07	37.38	18.64	62.01	100	0	A	V
802.11a CH 60 5300MHz		10600	56.59	-17.41	74	64.95	40.1	15.18	63.64	100	216	P	H
		10600	45.62	-8.38	54	53.98	40.1	15.18	63.64	100	216	A	H
		15900	57.8	-16.2	74	63.55	37.6	18.71	62.06	200	292	P	H
		15900	46.16	-7.84	54	51.91	37.6	18.71	62.06	200	292	A	H
		10600	57.72	-16.28	74	66.08	40.1	15.18	63.64	100	86	P	V
		10600	46.56	-7.44	54	54.92	40.1	15.18	63.64	100	86	A	V
		15900	56.91	-17.09	74	62.66	37.6	18.71	62.06	202	48	P	V
		15900	44.75	-9.25	54	50.5	37.6	18.71	62.06	202	48	A	V
802.11a CH 64 5320MHz		10640	52.78	-21.22	74	61.22	39.98	15.2	63.62	100	217	P	H
		10640	42.39	-11.61	54	50.83	39.98	15.2	63.62	100	217	A	H
		15960	55.09	-18.91	74	60.95	37.48	18.74	62.08	168	292	P	H
		15960	44.81	-9.19	54	50.67	37.48	18.74	62.08	168	292	A	H
		10640	49.79	-24.21	74	58.23	39.98	15.2	63.62	100	0	P	V
		15960	53.27	-20.73	74	59.13	37.48	18.74	62.08	165	57	P	V
		15960	43.05	-10.95	54	48.91	37.48	18.74	62.08	165	57	A	V
Remark	1. No other spurious found. 2. All results are PASS against Peak and Average limit line.												

Band 2 5250~5350MHz

WIFI 802.11n HT20 (Band Edge @ 3m)

WIFI Ant. 1	Note	Frequency (MHz)	Level (dBμV/m)	Over Limit (dB)	Limit Line (dBμV/m)	Read Level (dBμV)	Antenna Factor (dB/m)	Cable Loss (dB)	Preamp Factor (dB)	Ant Pos (cm)	Table Pos (deg)	Peak Avg. (P/A)	Pol. (H/V)
802.11n HT20 CH 52 5260MHz		5126.82	54.16	-19.84	74	45.99	31.85	9.79	33.47	189	13	P	H
		5148.24	45.17	-8.83	54	37.02	31.8	9.82	33.47	189	13	A	H
	*	5260	112.24	-	-	104.32	31.4	9.97	33.45	189	13	P	H
	*	5260	105.29	-	-	97.37	31.4	9.97	33.45	189	13	A	H
		5352.48	53.72	-20.28	74	45.86	31.21	10.09	33.44	189	13	P	H
		5371.92	45.62	-8.38	54	37.66	31.29	10.11	33.44	189	13	A	H
		5145.86	51.82	-22.18	74	43.66	31.81	9.82	33.47	137	180	P	V
		5148.92	44.49	-9.51	54	36.33	31.8	9.83	33.47	137	180	A	V
	*	5260	112.48	-	-	104.56	31.4	9.97	33.45	137	180	P	V
	*	5260	105.03	-	-	97.11	31.4	9.97	33.45	137	180	A	V
		5354.4	52.59	-21.41	74	44.72	31.22	10.09	33.44	137	180	P	V
		5361.36	44.92	-9.08	54	37.01	31.25	10.1	33.44	137	180	A	V
802.11n HT20 CH 60 5300MHz		5149.26	52.82	-21.18	74	44.66	31.8	9.83	33.47	188	13	P	H
		5140.42	44.63	-9.37	54	36.47	31.82	9.81	33.47	188	13	A	H
	*	5300	113.06	-	-	105.09	31.4	10.02	33.45	188	13	P	H
	*	5300	105.95	-	-	97.98	31.4	10.02	33.45	188	13	A	H
		5355.36	54.64	-19.36	74	46.77	31.22	10.09	33.44	188	13	P	H
		5350.32	46.91	-7.09	54	39.06	31.2	10.09	33.44	188	13	A	H
		5098.26	51.09	-22.91	74	42.92	31.89	9.75	33.47	125	182	P	V
		5134.98	43.53	-10.47	54	35.36	31.83	9.81	33.47	125	182	A	V
	*	5300	111.58	-	-	103.61	31.4	10.02	33.45	125	182	P	V
	*	5300	104.35	-	-	96.38	31.4	10.02	33.45	125	182	A	V
		5374.08	53.31	-20.69	74	45.33	31.3	10.12	33.44	125	182	P	V
		5350.8	45.73	-8.27	54	37.88	31.2	10.09	33.44	125	182	A	V

802.11n HT20 CH 64 5320MHz	*	5320	112.69	-	-	104.77	31.32	10.05	33.45	185	13	P	H
	*	5320	105.4	-	-	97.48	31.32	10.05	33.45	185	13	A	H
		5351.68	64.21	-9.79	74	56.35	31.21	10.09	33.44	185	13	P	H
		5350.56	53.2	-0.8	54	45.35	31.2	10.09	33.44	185	13	A	H
	*	5320	111.3	-	-	103.38	31.32	10.05	33.45	114	175	P	V
	*	5320	104.24	-	-	96.32	31.32	10.05	33.45	114	175	A	V
		5351.84	61.86	-12.14	74	54	31.21	10.09	33.44	114	175	P	V
		5350.08	50.68	-3.32	54	42.83	31.2	10.09	33.44	114	175	A	V
Remark	1. No other spurious found. 2. All results are PASS against Peak and Average limit line.												

Band 2 5250~5350MHz

WIFI 802.11n HT20 (Harmonic @ 3m)

WIFI Ant. 1	Note	Frequency (MHz)	Level (dBμV/m)	Over Limit (dB)	Limit Line (dBμV/m)	Read Level (dBμV)	Antenna Factor (dB/m)	Cable Loss (dB)	Preamp Factor (dB)	Ant Pos (cm)	Table Pos (deg)	Peak Avg. (P/A)	Pol. (H/V)
802.11n HT20 CH 52 5260MHz		10520	53.77	-14.43	68.2	62.38	39.94	15.14	63.69	100	0	P	H
		15780	57.12	-16.88	74	63.11	37.38	18.64	62.01	200	292	P	H
		15780	45.87	-8.13	54	51.86	37.38	18.64	62.01	200	292	A	H
		10520	52.25	-15.95	68.2	60.86	39.94	15.14	63.69	100	0	P	V
		15780	55.75	-18.25	74	61.74	37.38	18.64	62.01	200	51	P	V
		15780	43.8	-10.2	54	49.79	37.38	18.64	62.01	200	51	A	V
802.11n HT20 CH 60 5300MHz		10600	56.83	-17.17	74	62.86	40.1	15.18	61.31	180	239	P	H
		10600	47.15	-6.85	54	53.18	40.1	15.18	61.31	180	239	A	H
		15900	57.59	-16.41	74	62.13	37.6	18.71	60.85	200	291	P	H
		15900	46.37	-7.63	54	50.91	37.6	18.71	60.85	200	291	A	H
		10600	57.76	-16.24	74	63.79	40.1	15.18	61.31	100	94	P	V
		10600	46.46	-7.54	54	52.49	40.1	15.18	61.31	100	94	A	V
		15900	55.58	-18.42	74	60.12	37.6	18.71	60.85	198	51	P	V
		15900	45	-9	54	49.54	37.6	18.71	60.85	198	51	A	V
802.11n HT20 CH 64 5320MHz		10640	52.7	-21.3	74	58.85	39.98	15.2	61.33	100	220	P	H
		10640	42.62	-11.38	54	48.77	39.98	15.2	61.33	100	220	A	H
		15960	56.04	-17.96	74	60.75	37.48	18.74	60.93	160	293	P	H
		15960	45.07	-8.93	54	49.78	37.48	18.74	60.93	160	293	A	H
		10640	53.32	-20.68	74	59.47	39.98	15.2	61.33	100	93	P	V
		10640	44.03	-9.97	54	50.18	39.98	15.2	61.33	100	93	A	V
		15960	53.92	-20.08	74	58.63	37.48	18.74	60.93	200	50	P	V
		15960	43.17	-10.83	54	47.88	37.48	18.74	60.93	200	50	A	V
Remark	1. No other spurious found. 2. All results are PASS against Peak and Average limit line.												

Band 2 5250~5350MHz

WIFI 802.11n HT40 (Band Edge @ 3m)

WIFI Ant. 1	Note	Frequency (MHz)	Level (dBμV/m)	Over Limit (dB)	Limit Line (dBμV/m)	Read Level (dBμV)	Antenna Factor (dB/m)	Cable Loss (dB)	Preamp Factor (dB)	Ant Pos (cm)	Table Pos (deg)	Peak Avg. (P/A)	Pol. (H/V)
802.11n HT40 CH 54 5270MHz		5108.46	52.75	-21.25	74	44.57	31.88	9.77	33.47	187	12	P	H
		5140.08	45.69	-8.31	54	37.53	31.82	9.81	33.47	187	12	A	H
	*	5270	110.16	-	-	102.22	31.4	9.99	33.45	187	12	P	H
	*	5270	103.06	-	-	95.12	31.4	9.99	33.45	187	12	A	H
		5352	55.61	-18.39	74	47.75	31.21	10.09	33.44	187	12	P	H
		5350.32	48.98	-5.02	54	41.13	31.2	10.09	33.44	187	12	A	H
		5148.24	51.93	-22.07	74	43.78	31.8	9.82	33.47	114	176	P	V
		5142.8	44.65	-9.35	54	36.49	31.81	9.82	33.47	114	176	A	V
	*	5270	109.17	-	-	101.23	31.4	9.99	33.45	114	176	P	V
	*	5270	102.11	-	-	94.17	31.4	9.99	33.45	114	176	A	V
		5360.64	55.1	-18.9	74	47.2	31.24	10.1	33.44	114	176	P	V
		5350.08	46.94	-7.06	54	39.09	31.2	10.09	33.44	114	176	A	V
802.11n HT40 CH 62 5310MHz		5122.4	52.97	-21.03	74	44.79	31.86	9.79	33.47	185	12	P	H
		5144.84	45	-9	54	36.84	31.81	9.82	33.47	185	12	A	H
	*	5310	105.68	-	-	97.73	31.36	10.04	33.45	185	12	P	H
	*	5310	98.72	-	-	90.77	31.36	10.04	33.45	185	12	A	H
		5350.08	64.73	-9.27	74	56.88	31.2	10.09	33.44	185	12	P	H
		5350.56	52.71	-1.29	54	44.86	31.2	10.09	33.44	185	12	A	H
		5055.76	52.01	-21.99	74	44.07	31.72	9.69	33.47	114	173	P	V
		5130.56	44.16	-9.84	54	35.99	31.84	9.8	33.47	114	173	A	V
	*	5310	104.61	-	-	96.66	31.36	10.04	33.45	114	173	P	V
	*	5310	97.61	-	-	89.66	31.36	10.04	33.45	114	173	A	V
		5350.32	61.66	-12.34	74	53.81	31.2	10.09	33.44	114	173	P	V
		5350.56	50.17	-3.83	54	42.32	31.2	10.09	33.44	114	173	A	V
Remark	1. No other spurious found. 2. All results are PASS against Peak and Average limit line.												

Band 2 5250~5350MHz

WIFI 802.11n HT40 (Harmonic @ 3m)

WIFI Ant. 1	Note	Frequency (MHz)	Level (dBμV/m)	Over Limit (dB)	Limit Line (dBμV/m)	Read Level (dBμV)	Antenna Factor (dB/m)	Cable Loss (dB)	Preamp Factor (dB)	Ant Pos (cm)	Table Pos (deg)	Peak Avg. (P/A)	Pol. (H/V)
802.11n HT40 CH 54 5270MHz		10540	50.31	-17.89	68.2	56.46	39.98	15.15	61.28	100	0	P	H
		15810	54.42	-19.58	74	59.15	37.33	18.66	60.72	160	295	P	H
		15810	43.96	-10.04	54	48.69	37.33	18.66	60.72	160	295	A	H
		10540	51.16	-17.04	68.2	57.31	39.98	15.15	61.28	100	0	P	V
		15810	53.37	-20.63	74	58.1	37.33	18.66	60.72	200	52	P	V
		15810	43.93	-10.07	54	48.66	37.33	18.66	60.72	200	52	A	V
802.11n HT40 CH 62 5310MHz		10620	46.82	-27.18	74	55.22	40.04	15.19	63.63	100	0	P	H
		15930	44.36	-29.64	74	50.16	37.54	18.73	62.07	100	0	P	H
		10620	48.87	-25.13	74	57.27	40.04	15.19	63.63	100	0	P	V
		15930	43.8	-30.2	74	49.6	37.54	18.73	62.07	100	0	P	V
Remark	1. No other spurious found. 2. All results are PASS against Peak and Average limit line.												

Band 2 5250~5350MHz

WIFI 802.11ac VHT80 (Band Edge @ 3m)

WIFI Ant. 1	Note	Frequency (MHz)	Level (dBμV/m)	Over Limit (dB)	Limit Line (dBμV/m)	Read Level (dBμV)	Antenna Factor (dB/m)	Cable Loss (dB)	Preamp Factor (dB)	Ant Pos (cm)	Table Pos (deg)	Peak Avg. (P/A)	Pol. (H/V)
802.11ac VHT80 CH 58 5290MHz		5136.34	51.49	-22.51	74	43.32	31.83	9.81	33.47	187	12	P	H
		5124.1	45.05	-8.95	54	36.88	31.85	9.79	33.47	187	12	A	H
	*	5290	101.36	-	-	93.4	31.4	10.01	33.45	187	12	P	H
	*	5290	94.19	-	-	86.23	31.4	10.01	33.45	187	12	A	H
		5350.8	58.77	-15.23	74	50.92	31.2	10.09	33.44	187	12	P	H
		5350.8	52.23	-1.77	54	44.38	31.2	10.09	33.44	187	12	A	H
		5050.32	51.11	-22.89	74	43.2	31.7	9.68	33.47	106	176	P	V
		5143.14	44.58	-9.42	54	36.42	31.81	9.82	33.47	106	176	A	V
	*	5290	100.01	-	-	92.05	31.4	10.01	33.45	106	176	P	V
	*	5290	92.93	-	-	84.97	31.4	10.01	33.45	106	176	A	V
		5361.12	58.94	-15.06	74	51.04	31.24	10.1	33.44	106	176	P	V
		5350.08	50.62	-3.38	54	42.77	31.2	10.09	33.44	106	176	A	V
Remark	1. No other spurious found. 2. All results are PASS against Peak and Average limit line.												

Band 2 5250~5350MHz

WIFI 802.11ac VHT80 (Harmonic @ 3m)

WIFI Ant. 1	Note	Frequency (MHz)	Level (dBμV/m)	Over Limit (dB)	Limit Line (dBμV/m)	Read Level (dBμV)	Antenna Factor (dB/m)	Cable Loss (dB)	Preamp Factor (dB)	Ant Pos (cm)	Table Pos (deg)	Peak Avg. (P/A)	Pol. (H/V)
802.11ac		10580	46.27	-21.93	68.2	54.69	40.06	15.17	63.65	100	0	P	H
VHT80		15870	43.69	-30.31	74	49.54	37.51	18.69	62.05	100	0	P	H
CH 58		10580	46.85	-21.35	68.2	55.27	40.06	15.17	63.65	100	0	P	V
5290MHz		15870	44.78	-29.22	74	50.63	37.51	18.69	62.05	100	0	P	V
Remark	1. No other spurious found. 2. All results are PASS against Peak and Average limit line.												

Band 3 - 5470~5725MHz

WIFI 802.11a (Band Edge @ 3m)

WIFI Ant.	Note	Frequency (MHz)	Level (dBμV/m)	Over Limit (dB)	Limit Line (dBμV/m)	Read Level (dBμV)	Antenna Factor (dB/m)	Cable Loss (dB)	Preamp Factor (dB)	Ant Pos (cm)	Table Pos (deg)	Peak Avg. (P/A)	Pol. (H/V)
802.11a CH 100 5500MHz		5459.76	57.74	-16.26	74	49.3	31.64	10.23	33.43	184	9	P	H
		5468.72	63.2	-5	68.2	54.71	31.67	10.25	33.43	184	9	P	H
		5459.6	50.58	-3.42	54	42.14	31.64	10.23	33.43	184	9	A	H
	*	5500	114.16	-	-	105.5	31.8	10.29	33.43	184	9	P	H
	*	5500	106.7	-	-	98.04	31.8	10.29	33.43	184	9	A	H
		5456.72	56.73	-17.27	74	48.3	31.63	10.23	33.43	108	180	P	V
		5469.68	58.34	-9.86	68.2	49.84	31.68	10.25	33.43	108	180	P	V
		5459.76	48.09	-5.91	54	39.65	31.64	10.23	33.43	108	180	A	V
	*	5500	112.12	-	-	103.46	31.8	10.29	33.43	108	180	P	V
	*	5500	104.68	-	-	96.02	31.8	10.29	33.43	108	180	A	V
802.11a CH 116 5580MHz		5444.56	53.2	-20.8	74	44.85	31.58	10.21	33.44	179	6	P	H
		5466.64	52.19	-16.01	68.2	43.71	31.67	10.24	33.43	179	6	P	H
		5452.48	45.73	-8.27	54	37.33	31.61	10.22	33.43	179	6	A	H
	*	5580	113.52	-	-	104.8	31.76	10.4	33.44	179	6	P	H
	*	5580	106.22	-	-	97.5	31.76	10.4	33.44	179	6	A	H
		5735.39	52.59	-15.61	68.2	43.61	31.94	10.5	33.46	179	6	P	H
		5453.92	52.74	-21.26	74	44.32	31.62	10.23	33.43	108	179	P	V
		5467.12	51.92	-16.28	68.2	43.44	31.67	10.24	33.43	108	179	P	V
		5452.72	45.25	-8.75	54	36.85	31.61	10.22	33.43	108	179	A	V
	*	5580	111.59	-	-	102.87	31.76	10.4	33.44	108	179	P	V
	*	5580	104.32	-	-	95.6	31.76	10.4	33.44	108	179	A	V
		5739.8	53.19	-15.01	68.2	44.18	31.96	10.51	33.46	108	179	P	V

802.11a CH 140 5700MHz	*	5700	113	-	-	104.17	31.8	10.49	33.46	208	2	P	H
	*	5700	105.48	-	-	96.65	31.8	10.49	33.46	208	2	A	H
		5726.36	64.46	-3.74	68.2	55.51	31.91	10.5	33.46	208	2	P	H
	*	5700	109.43	-	-	100.6	31.8	10.49	33.46	130	175	P	V
	*	5700	101.78	-	-	92.95	31.8	10.49	33.46	130	175	A	V
		5727.72	62.43	-5.77	68.2	53.48	31.91	10.5	33.46	130	175	P	V
Remark	1. No other spurious found. 2. All results are PASS against Peak and Average limit line.												

Band 3 - 5470~5725MHz

WIFI 802.11a (Harmonic @ 3m)

WIFI Ant. 1	Note	Frequency (MHz)	Level (dBμV/m)	Over Limit (dB)	Limit Line (dBμV/m)	Read Level (dBμV)	Antenna Factor (dB/m)	Cable Loss (dB)	Preamp Factor (dB)	Ant Pos (cm)	Table Pos (deg)	Peak Avg. (P/A)	Pol. (H/V)
802.11a CH 100 5500MHz		11000	48.08	-25.92	74	55.89	40.2	15.39	63.4	100	0	P	H
		16500	45.05	-23.15	68.2	49.14	39	19.21	62.3	100	0	P	H
		11000	49.85	-24.15	74	57.66	40.2	15.39	63.4	100	0	P	V
		16500	45.28	-22.92	68.2	49.37	39	19.21	62.3	100	0	P	V
802.11a CH 116 5580MHz		11160	49.07	-24.93	74	57.16	39.82	15.52	63.43	100	0	P	H
		16740	47.85	-20.35	68.2	50.42	40.18	19.41	62.16	100	0	P	H
		11160	49.37	-24.63	74	57.46	39.82	15.52	63.43	100	0	P	V
		16740	47.79	-20.41	68.2	50.36	40.18	19.41	62.16	100	0	P	V
802.11a CH 140 5700MHz		11400	48.63	-25.37	74	56.49	39.9	15.72	63.48	100	0	P	H
		17100	49.37	-18.83	68.2	51.36	40.1	19.77	61.86	100	0	P	H
		11400	48.09	-25.91	74	55.95	39.9	15.72	63.48	100	0	P	V
		17100	49.59	-18.61	68.2	51.58	40.1	19.77	61.86	100	0	P	V
Remark	1. No other spurious found. 2. All results are PASS against Peak and Average limit line.												

Band 3 - 5470~5725MHz

WIFI 802.11n HT20 (Band Edge @ 3m)

WIFI Ant. 1	Note	Frequency (MHz)	Level (dBμV/m)	Over Limit (dB)	Limit Line (dBμV/m)	Read Level (dBμV)	Antenna Factor (dB/m)	Cable Loss (dB)	Preamp Factor (dB)	Ant Pos (cm)	Table Pos (deg)	Peak Avg. (P/A)	Pol. (H/V)
802.11n HT20 CH 100 5500MHz		5457.68	57.18	-16.82	74	48.75	31.63	10.23	33.43	185	6	P	H
		5468.72	64.79	-3.41	68.2	56.3	31.67	10.25	33.43	185	6	P	H
		5459.76	48.66	-5.34	54	40.22	31.64	10.23	33.43	185	6	A	H
	*	5500	112.42	-	-	103.76	31.8	10.29	33.43	185	6	P	H
	*	5500	105.28	-	-	96.62	31.8	10.29	33.43	185	6	A	H
		5430.8	53.61	-20.39	74	45.34	31.52	10.19	33.44	110	178	P	V
		5469.84	60.27	-7.93	68.2	51.77	31.68	10.25	33.43	110	178	P	V
		5459.76	46.89	-7.11	54	38.45	31.64	10.23	33.43	110	178	A	V
	*	5500	110.83	-	-	102.17	31.8	10.29	33.43	110	178	P	V
	*	5500	103.83	-	-	95.17	31.8	10.29	33.43	110	178	A	V
802.11n HT20 CH 116 5580MHz		5441.68	55.32	-18.68	74	46.98	31.57	10.21	33.44	212	7	P	H
		5469.28	53.95	-14.25	68.2	45.45	31.68	10.25	33.43	212	7	P	H
		5459.92	46.23	-7.77	54	37.79	31.64	10.23	33.43	212	7	A	H
	*	5580	113.43	-	-	104.71	31.76	10.4	33.44	212	7	P	H
	*	5580	106.23	-	-	97.51	31.76	10.4	33.44	212	7	A	H
		5762.48	53.04	-15.16	68.2	43.97	32.02	10.52	33.47	212	7	P	H
		5430.88	52.82	-21.18	74	44.55	31.52	10.19	33.44	119	178	P	V
		5461.12	52.1	-16.1	68.2	43.65	31.64	10.24	33.43	119	178	P	V
		5455.36	45.37	-8.63	54	36.95	31.62	10.23	33.43	119	178	A	V
	*	5580	110.56	-	-	101.84	31.76	10.4	33.44	119	178	P	V
	*	5580	103.31	-	-	94.59	31.76	10.4	33.44	119	178	A	V
		5729.72	51.16	-17.04	68.2	42.2	31.92	10.5	33.46	119	178	P	V

802.11n HT20 CH 140 5700MHz	*	5700	112.01	-	-	103.18	31.8	10.49	33.46	171	9	P	H
	*	5700	104.65	-	-	95.82	31.8	10.49	33.46	171	9	A	H
		5725.64	67.55	-0.65	68.2	58.61	31.9	10.5	33.46	171	9	P	H
	*	5700	108.13	-	-	99.3	31.8	10.49	33.46	100	173	P	V
	*	5700	100.28	-	-	91.45	31.8	10.49	33.46	100	173	A	V
		5725	60.16	-8.04	68.2	51.22	31.9	10.5	33.46	100	173	P	V
Remark	1. No other spurious found. 2. All results are PASS against Peak and Average limit line.												

Band 3 - 5470~5725MHz

WIFI 802.11n HT20 (Harmonic @ 3m)

WIFI Ant. 1	Note	Frequency (MHz)	Level (dBμV/m)	Over Limit (dB)	Limit Line (dBμV/m)	Read Level (dBμV)	Antenna Factor (dB/m)	Cable Loss (dB)	Preamp Factor (dB)	Ant Pos (cm)	Table Pos (deg)	Peak Avg. (P/A)	Pol. (H/V)
802.11n		11000	48.3	-25.7	74	56.11	40.2	15.39	63.4	100	0	P	H
HT20		16500	44.9	-23.3	68.2	48.99	39	19.21	62.3	100	0	P	H
CH 100		11000	49.61	-24.39	74	57.42	40.2	15.39	63.4	100	0	P	V
5500MHz		16500	44.8	-23.4	68.2	48.89	39	19.21	62.3	100	0	P	V
802.11n		11160	48.11	-25.89	74	56.2	39.82	15.52	63.43	100	0	P	H
HT20		16740	47.05	-21.15	68.2	49.62	40.18	19.41	62.16	100	0	P	H
CH 116		11160	49.52	-24.48	74	57.61	39.82	15.52	63.43	100	0	P	V
5580MHz		16740	46.97	-21.23	68.2	49.54	40.18	19.41	62.16	100	0	P	V
802.11n		11400	47.93	-26.07	74	55.79	39.9	15.72	63.48	100	0	P	H
HT20		17100	47.72	-20.48	68.2	49.71	40.1	19.77	61.86	100	0	P	H
CH 140		11400	47.97	-26.03	74	55.83	39.9	15.72	63.48	100	0	P	V
5700MHz		17100	48.33	-19.87	68.2	50.32	40.1	19.77	61.86	100	0	P	V
Remark	1. No other spurious found. 2. All results are PASS against Peak and Average limit line.												

Band 3 - 5470~5725MHz

WIFI 802.11n HT40 (Band Edge @ 3m)

WIFI Ant. 1	Note	Frequency (MHz)	Level (dBμV/m)	Over Limit (dB)	Limit Line (dBμV/m)	Read Level (dBμV)	Antenna Factor (dB/m)	Cable Loss (dB)	Preamp Factor (dB)	Ant Pos (cm)	Table Pos (deg)	Peak Avg. (P/A)	Pol. (H/V)
802.11n HT40 CH 102 5510MHz		5451.04	57.24	-16.76	74	48.85	31.6	10.22	33.43	230	11	P	H
		5469.76	67.08	-1.12	68.2	58.58	31.68	10.25	33.43	230	11	P	H
		5459.92	47.86	-6.14	54	39.42	31.64	10.23	33.43	230	11	A	H
	*	5510	104.51	-	-	95.86	31.78	10.3	33.43	230	11	P	H
	*	5510	97.41	-	-	88.76	31.78	10.3	33.43	230	11	A	H
		5753.345	52.28	-15.92	68.2	43.23	32.01	10.51	33.47	230	11	P	H
		5452.24	53.66	-20.34	74	45.26	31.61	10.22	33.43	100	117	P	V
		5470	62.53	-5.67	68.2	54.03	31.68	10.25	33.43	100	117	P	V
		5458.72	44.66	-9.34	54	36.23	31.63	10.23	33.43	100	117	A	V
	*	5510	99.2	-	-	90.55	31.78	10.3	33.43	100	117	P	V
	*	5510	92.32	-	-	83.67	31.78	10.3	33.43	100	117	A	V
		5750.51	52.14	-16.06	68.2	43.1	32	10.51	33.47	100	117	P	V
802.11n HT40 CH 110 5550MHz		5454.4	54.55	-19.45	74	46.13	31.62	10.23	33.43	216	7	P	H
		5469.28	56.14	-12.06	68.2	47.64	31.68	10.25	33.43	216	7	P	H
		5457.28	46.85	-7.15	54	38.42	31.63	10.23	33.43	216	7	A	H
	*	5550	110.31	-	-	101.69	31.7	10.36	33.44	216	7	P	H
	*	5550	102.62	-	-	94	31.7	10.36	33.44	216	7	A	H
		5740.43	53.26	-14.94	68.2	44.25	31.96	10.51	33.46	216	7	P	H
		5453.68	55.26	-18.74	74	46.85	31.61	10.23	33.43	102	175	P	V
		5462.56	57.61	-10.59	68.2	49.15	31.65	10.24	33.43	102	175	P	V
		5456.08	46.56	-7.44	54	38.14	31.62	10.23	33.43	102	175	A	V
	*	5550	106.93	-	-	98.31	31.7	10.36	33.44	102	175	P	V
	*	5550	99.92	-	-	91.3	31.7	10.36	33.44	102	175	A	V
		5761.22	51.35	-16.85	68.2	42.28	32.02	10.52	33.47	102	175	P	V

802.11n HT40 CH 134 5670MHz		5449.05	51.45	-22.55	74	43.07	31.6	10.22	33.44	219	5	P	H
		5469.35	51.73	-16.47	68.2	43.23	31.68	10.25	33.43	219	5	P	H
		5452.9	44.47	-9.53	54	36.07	31.61	10.22	33.43	219	5	A	H
	*	5670	108.2	-	-	99.5	31.68	10.47	33.45	219	5	P	H
	*	5670	100.83	-	-	92.13	31.68	10.47	33.45	219	5	A	H
		5725.1	65.16	-3.04	68.2	56.22	31.9	10.5	33.46	219	5	P	H
		5454.3	52.72	-21.28	74	44.3	31.62	10.23	33.43	102	117	P	V
		5461.3	50.98	-17.22	68.2	42.52	31.65	10.24	33.43	102	117	P	V
		5455	43.05	-10.95	54	34.63	31.62	10.23	33.43	102	117	A	V
	*	5670	105.59	-	-	96.89	31.68	10.47	33.45	102	117	P	V
	*	5670	98.14	-	-	89.44	31.68	10.47	33.45	102	117	A	V
		5731.225	59.28	-8.92	68.2	50.32	31.92	10.5	33.46	102	117	P	V
Remark	1. No other spurious found. 2. All results are PASS against Peak and Average limit line.												

Band 3 - 5470~5725MHz

WIFI 802.11n HT40 (Harmonic @ 3m)

WIFI Ant. 1	Note	Frequency (MHz)	Level (dBμV/m)	Over Limit (dB)	Limit Line (dBμV/m)	Read Level (dBμV)	Antenna Factor (dB/m)	Cable Loss (dB)	Preamp Factor (dB)	Ant Pos (cm)	Table Pos (deg)	Peak Avg. (P/A)	Pol. (H/V)
802.11n		11020	46.52	-27.48	74	54.36	40.16	15.4	63.4	100	0	P	H
HT40		16530	45.89	-22.31	68.2	49.76	39.18	19.23	62.28	100	0	P	H
CH 102		11020	45.74	-28.26	74	53.58	40.16	15.4	63.4	100	0	P	V
5510MHz		16530	45.3	-22.9	68.2	49.17	39.18	19.23	62.28	100	0	P	V
802.11n		11100	46.52	-27.48	74	54.47	40	15.47	63.42	100	0	P	H
HT40		16650	46.44	-21.76	68.2	49.46	39.85	19.34	62.21	100	0	P	H
CH 110		11100	49.36	-24.64	74	57.31	40	15.47	63.42	100	0	P	V
5550MHz		16650	46.67	-21.53	68.2	49.69	39.85	19.34	62.21	100	0	P	V
802.11n		11340	46.33	-27.67	74	54.35	39.78	15.67	63.47	100	0	P	H
HT40		17010	46.96	-21.24	68.2	48.75	40.55	19.65	61.99	100	0	P	H
CH 134		11340	47.46	-26.54	74	55.48	39.78	15.67	63.47	100	0	P	V
5670MHz		17010	47.39	-20.81	68.2	49.18	40.55	19.65	61.99	100	0	P	V
Remark	1. No other spurious found. 2. All results are PASS against Peak and Average limit line.												

Band 3 - 5470~5725MHz

WIFI 802.11ac VHT80 (Band Edge @ 3m)

WIFI Ant. 1	Note	Frequency (MHz)	Level (dBμV/m)	Over Limit (dB)	Limit Line (dBμV/m)	Read Level (dBμV)	Antenna Factor (dB/m)	Cable Loss (dB)	Preamp Factor (dB)	Ant Pos (cm)	Table Pos (deg)	Peak Avg. (P/A)	Pol. (H/V)
802.11ac VHT80 CH 106 5530MHz		5457.04	59.31	-14.69	74	50.88	31.63	10.23	33.43	273	12	P	H
		5470	60.43	-7.77	68.2	51.93	31.68	10.25	33.43	273	12	P	H
		5458.48	52.16	-1.84	54	43.73	31.63	10.23	33.43	273	12	A	H
	*	5530	99.39	-	-	90.75	31.74	10.33	33.43	273	12	P	H
	*	5530	93.11	-	-	84.47	31.74	10.33	33.43	273	12	A	H
		5735.39	52.05	-16.15	68.2	43.07	31.94	10.5	33.46	273	12	P	H
		5459.2	56.87	-17.13	74	48.43	31.64	10.23	33.43	116	179	P	V
		5463.04	58.99	-9.21	68.2	50.53	31.65	10.24	33.43	116	179	P	V
		5458.48	51.88	-2.12	54	43.45	31.63	10.23	33.43	116	179	A	V
	*	5530	98.48	-	-	89.84	31.74	10.33	33.43	116	179	P	V
	*	5530	91.6	-	-	82.96	31.74	10.33	33.43	116	179	A	V
		5749.88	53.2	-15	68.2	44.15	32	10.51	33.46	116	179	P	V
802.11ac VHT80 CH 122 5610MHz		5445.76	53.67	-20.33	74	45.32	31.58	10.21	33.44	201	2	P	H
		5467.6	56.15	-12.05	68.2	47.67	31.67	10.24	33.43	201	2	P	H
		5459.92	47.57	-6.43	54	39.13	31.64	10.23	33.43	201	2	A	H
	*	5610	106.23	-	-	97.48	31.76	10.44	33.45	201	2	P	H
	*	5610	99.13	-	-	90.38	31.76	10.44	33.45	201	2	A	H
		5738.225	57.36	-10.84	68.2	48.36	31.95	10.51	33.46	201	2	P	H
		5452.72	55.73	-18.27	74	47.33	31.61	10.22	33.43	100	176	P	V
		5468.32	54.86	-13.34	68.2	46.37	31.67	10.25	33.43	100	176	P	V
		5452.48	48.66	-5.34	54	40.26	31.61	10.22	33.43	100	176	A	V
	*	5610	103.41	-	-	94.66	31.76	10.44	33.45	100	176	P	V
	*	5610	96.47	-	-	87.72	31.76	10.44	33.45	100	176	A	V
		5734.445	54.99	-13.21	68.2	46.01	31.94	10.5	33.46	100	176	P	V
Remark	1. No other spurious found. 2. All results are PASS against Peak and Average limit line.												

Band 3 5470~5725MHz

WIFI 802.11ac VHT80 (Harmonic @ 3m)

WIFI Ant. 1	Note	Frequency (MHz)	Level (dBμV/m)	Over Limit (dB)	Limit Line (dBμV/m)	Read Level (dBμV)	Antenna Factor (dB/m)	Cable Loss (dB)	Preamp Factor (dB)	Ant Pos (cm)	Table Pos (deg)	Peak Avg. (P/A)	Pol. (H/V)
802.11ac		11060	47.18	-26.82	74	55.08	40.08	15.43	63.41	100	0	P	H
VHT80		16590	46.35	-21.85	68.2	49.78	39.54	19.28	62.25	100	0	P	H
CH 106		11060	47.16	-26.84	74	55.06	40.08	15.43	63.41	100	0	P	V
5530MHz		16590	46.38	-21.82	68.2	49.81	39.54	19.28	62.25	100	0	P	V
802.11ac		11220	44.77	-29.23	74	52.94	39.7	15.57	63.44	100	0	P	H
VHT80		16830	47.27	-20.93	68.2	49.55	40.33	19.49	62.1	100	0	P	H
CH 122		11220	45.09	-28.91	74	53.26	39.7	15.57	63.44	100	0	P	V
5610MHz		16830	47.2	-21	68.2	49.48	40.33	19.49	62.1	100	0	P	V
Remark	1. No other spurious found. 2. All results are PASS against Peak and Average limit line.												

Band 3 - Straddle Channel

WIFI 802.11a (Band Edge @ 3m)

WIFI Ant. 1	Note	Frequency (MHz)	Level (dBμV/m)	Over Limit (dB)	Limit Line (dBμV/m)	Read Level (dBμV)	Antenna Factor (dB/m)	Cable Loss (dB)	Preamp Factor (dB)	Ant Pos (cm)	Table Pos (deg)	Peak Avg. (P/A)	Pol. (H/V)
802.11a CH 144 5720MHz		5447.11	51.26	-22.74	74	42.89	31.59	10.22	33.44	180	10	P	H
		5460.37	51.56	-16.64	68.2	43.12	31.64	10.23	33.43	180	10	P	H
		5455.3	43.56	-10.44	54	35.14	31.62	10.23	33.43	180	10	A	H
	*	5720	113.31	-	-	104.39	31.88	10.5	33.46	180	10	P	H
	*	5720	105.78	-	-	96.86	31.88	10.5	33.46	180	10	A	H
		5852.75	54.42	-13.78	68.2	45.1	32.21	10.59	33.48	180	10	P	H
		5438.53	50.55	-23.45	74	42.24	31.55	10.2	33.44	149	186	P	V
		5461.93	51.58	-16.62	68.2	43.12	31.65	10.24	33.43	149	186	P	V
		5458.03	43.41	-10.59	54	34.98	31.63	10.23	33.43	149	186	A	V
	*	5720	109.49	-	-	100.57	31.88	10.5	33.46	149	186	P	V
	*	5720	102.1	-	-	93.18	31.88	10.5	33.46	149	186	A	V
		5884.75	52.51	-15.69	68.2	43.1	32.27	10.62	33.48	149	186	P	V
Remark	1. No other spurious found. 2. All results are PASS against Peak and Average limit line.												

Band 3 - Straddle Channel

WIFI 802.11a (Harmonic @ 3m)

WIFI Ant. 1	Note	Frequency (MHz)	Level (dBμV/m)	Over Limit (dB)	Limit Line (dBμV/m)	Read Level (dBμV)	Antenna Factor (dB/m)	Cable Loss (dB)	Preamp Factor (dB)	Ant Pos (cm)	Table Pos (deg)	Peak Avg. (P/A)	Pol. (H/V)
802.11a CH 144 5720MHz		11440	47.83	-26.17	74	55.63	39.94	15.75	63.49	100	0	P	H
		17160	50.76	-17.44	68.2	52.23	40.46	19.85	61.78	100	0	P	H
		11440	49.56	-24.44	74	57.36	39.94	15.75	63.49	100	0	P	V
		17160	48.33	-19.87	68.2	49.8	40.46	19.85	61.78	100	0	P	V
Remark	1. No other spurious found. 2. All results are PASS against Peak and Average limit line.												

Band 3 - Straddle Channel

WIFI 802.11n HT20 (Band Edge @ 3m)

WIFI Ant. 1	Note	Frequency (MHz)	Level (dBµV/m)	Over Limit (dB)	Limit Line (dBµV/m)	Read Level (dBµV)	Antenna Factor (dB/m)	Cable Loss (dB)	Preamp Factor (dB)	Ant Pos (cm)	Table Pos (deg)	Peak Avg. (P/A)	Pol. (H/V)
802.11n HT20 CH 144 5720MHz		5449.06	51.72	-22.28	74	43.34	31.6	10.22	33.44	195	2	P	H
		5461.54	51.37	-16.83	68.2	42.91	31.65	10.24	33.43	195	2	P	H
		5457.25	43.4	-10.6	54	34.97	31.63	10.23	33.43	195	2	A	H
	*	5720	112.44	-	-	103.52	31.88	10.5	33.46	195	2	P	H
	*	5720	105.32	-	-	96.4	31.88	10.5	33.46	195	2	A	H
		5873.5	53.47	-14.73	68.2	44.09	32.25	10.61	33.48	195	2	P	H
		5447.5	51.44	-22.56	74	43.07	31.59	10.22	33.44	115	174	P	V
		5468.17	50.91	-17.29	68.2	42.42	31.67	10.25	33.43	115	174	P	V
		5452.96	42.97	-11.03	54	34.57	31.61	10.22	33.43	115	174	A	V
	*	5720	108.29	-	-	99.37	31.88	10.5	33.46	115	174	P	V
	*	5720	101.09	-	-	92.17	31.88	10.5	33.46	115	174	A	V
		5859.5	51.55	-16.65	68.2	42.22	32.22	10.59	33.48	115	174	P	V
Remark	1. No other spurious found. 2. All results are PASS against Peak and Average limit line.												

Band 3 - Straddle Channel

WIFI 802.11n HT20 (Harmonic @ 3m)

WIFI Ant. 1	Note	Frequency (MHz)	Level (dBμV/m)	Over Limit (dB)	Limit Line (dBμV/m)	Read Level (dBμV)	Antenna Factor (dB/m)	Cable Loss (dB)	Preamp Factor (dB)	Ant Pos (cm)	Table Pos (deg)	Peak Avg. (P/A)	Pol. (H/V)
802.11n		11440	48.31	-25.69	74	56.11	39.94	15.75	63.49	100	0	P	H
HT20		17160	48.46	-19.74	68.2	49.93	40.46	19.85	61.78	100	0	P	H
CH 144		11440	49.95	-24.05	74	57.75	39.94	15.75	63.49	100	0	P	V
5720MHz		17160	49.03	-19.17	68.2	50.5	40.46	19.85	61.78	100	0	P	V
Remark	1. No other spurious found. 2. All results are PASS against Peak and Average limit line.												

Band 3 - Straddle Channel

WIFI 802.11n HT40 (Band Edge @ 3m)

WIFI Ant. 1	Note	Frequency (MHz)	Level (dBµV/m)	Over Limit (dB)	Limit Line (dBµV/m)	Read Level (dBµV)	Antenna Factor (dB/m)	Cable Loss (dB)	Preamp Factor (dB)	Ant Pos (cm)	Table Pos (deg)	Peak Avg. (P/A)	Pol. (H/V)
802.11n HT40 CH 142 5710MHz		5452.57	52.17	-21.83	74	43.77	31.61	10.22	33.43	209	4	P	H
		5465.05	51.04	-17.16	68.2	42.57	31.66	10.24	33.43	209	4	P	H
		5465.83	44.16	-9.84	54	35.69	31.66	10.24	33.43	209	4	P	H
	*	5710	108.15	-	-	99.28	31.84	10.49	33.46	209	4	P	H
	*	5710	100.86	-	-	91.99	31.84	10.49	33.46	209	4	A	H
		5906.25	52.85	-15.35	68.2	43.37	32.33	10.64	33.49	209	4	P	H
		5458.81	51.58	-22.42	74	43.14	31.64	10.23	33.43	143	177	P	V
		5465.44	50.69	-17.51	68.2	42.22	31.66	10.24	33.43	143	177	P	V
		5450.62	43.99	-10.01	54	35.6	31.6	10.22	33.43	143	177	A	V
	*	5710	105.17	-	-	96.3	31.84	10.49	33.46	143	177	P	V
	*	5710	97.74	-	-	88.87	31.84	10.49	33.46	143	177	A	V
		5861.75	52.76	-15.44	68.2	43.42	32.22	10.6	33.48	143	177	P	V
Remark	1. No other spurious found. 2. All results are PASS against Peak and Average limit line.												

Band 3 - Straddle Channel

WIFI 802.11n HT40 (Harmonic @ 3m)

WIFI Ant. 1	Note	Frequency (MHz)	Level (dBμV/m)	Over Limit (dB)	Limit Line (dBμV/m)	Read Level (dBμV)	Antenna Factor (dB/m)	Cable Loss (dB)	Preamp Factor (dB)	Ant Pos (cm)	Table Pos (deg)	Peak Avg. (P/A)	Pol. (H/V)
802.11n		11420	46.49	-27.51	74	54.31	39.92	15.74	63.48	100	0	P	H
HT40		17130	47.01	-21.19	68.2	48.74	40.28	19.81	61.82	100	0	P	H
CH 142		11420	46.89	-27.11	74	54.71	39.92	15.74	63.48	100	0	P	V
5710MHz		17130	46.85	-21.35	68.2	48.58	40.28	19.81	61.82	100	0	P	V
Remark	1. No other spurious found. 2. All results are PASS against Peak and Average limit line.												

Band 3 - Straddle Channel

WIFI 802.11ac VHT80 (Band Edge @ 3m)

WIFI Ant. 1	Note	Frequency (MHz)	Level (dBμV/m)	Over Limit (dB)	Limit Line (dBμV/m)	Read Level (dBμV)	Antenna Factor (dB/m)	Cable Loss (dB)	Preamp Factor (dB)	Ant Pos (cm)	Table Pos (deg)	Peak Avg. (P/A)	Pol. (H/V)
802.11ac VHT80 CH 138 5690MHz		5374.57	51.42	-22.58	74	43.44	31.3	10.12	33.44	100	0	P	H
		5465.83	50.72	-17.48	68.2	42.25	31.66	10.24	33.43	100	0	P	H
		5448.28	44.85	-9.15	54	36.48	31.59	10.22	33.44	100	0	A	H
	*	5690	103.87	-	-	95.09	31.76	10.48	33.46	100	0	P	H
	*	5690	96.34	-	-	87.56	31.76	10.48	33.46	100	0	A	H
		5863.25	52.63	-15.57	68.2	43.28	32.23	10.6	33.48	100	0	P	H
		5420.98	51.28	-22.72	74	43.06	31.48	10.18	33.44	170	176	P	V
		5468.56	50.66	-17.54	68.2	42.17	31.67	10.25	33.43	170	176	P	V
		5467	44.83	-9.17	54	36.35	31.67	10.24	33.43	170	176	P	V
	*	5690	102.96	-	-	94.18	31.76	10.48	33.46	170	176	P	V
	*	5690	95.79	-	-	87.01	31.76	10.48	33.46	170	176	A	V
		5850	52.46	-15.74	68.2	43.15	32.2	10.59	33.48	170	176	P	V
Remark	1. No other spurious found. 2. All results are PASS against Peak and Average limit line.												

Band 3 - Straddle Channel

WIFI 802.11ac VHT80 (Harmonic @ 3m)

WIFI Ant. 1	Note	Frequency (MHz)	Level (dBµV/m)	Over Limit (dB)	Limit Line (dBµV/m)	Read Level (dBµV)	Antenna Factor (dB/m)	Cable Loss (dB)	Preamp Factor (dB)	Ant Pos (cm)	Table Pos (deg)	Peak Avg. (P/A)	Pol. (H/V)
802.11ac VHT80 CH 138 5690MHz		11380	48.41	-25.59	74	56.33	39.86	15.7	63.48	100	0	P	H
		17070	48.01	-20.19	68.2	49.92	40.25	19.74	61.9	100	0	P	H
		11380	47.21	-26.79	74	55.13	39.86	15.7	63.48	100	0	P	V
		17070	47.33	-20.87	68.2	49.24	40.25	19.74	61.9	100	0	P	V
Remark	1. No other spurious found. 2. All results are PASS against Peak and Average limit line.												

Emission below 1GHz

WIFI 802.11n HT20 (LF @ 3m)

WIFI Ant. 1	Note	Frequency (MHz)	Level (dBμV/m)	Over Limit (dB)	Limit Line (dBμV/m)	Read Level (dBμV)	Antenna Factor (dB/m)	Cable Loss (dB)	Preamp Factor (dB)	Ant Pos (cm)	Table Pos (deg)	Peak Avg. (P/A)	Pol. (H/V)
802.11n HT20 LF		30	25.53	-14.47	40	30.56	24.31	0.84	30.18	-	-	P	H
		171.62	31.73	-11.77	43.5	44.8	15.44	1.84	30.35	-	-	P	H
		270.56	31.45	-14.55	46	40.68	18.72	2.24	30.19	-	-	P	H
		749.74	32.66	-13.34	46	29.96	28.06	4.05	29.41	-	-	P	H
		863.23	34.95	-11.05	46	30.7	29.05	4.4	29.2	-	-	P	H
		954.41	36.31	-9.69	46	29.85	30.77	4.67	28.98	100	0	P	H
		30	31.34	-8.66	40	36.37	24.31	0.84	30.18	-	-	P	V
		171.62	27.71	-15.79	43.5	40.78	15.44	1.84	30.35	-	-	P	V
		221.09	30.88	-15.12	46	43.84	15.28	2.04	30.28	-	-	P	V
		565.44	34.01	-11.99	46	34.06	26.13	3.5	29.68	-	-	P	V
		893.3	37.35	-8.65	46	33.02	28.99	4.49	29.15	100	0	P	V
		958.29	36.34	-9.66	46	29.79	30.83	4.69	28.97	-	-	P	V
Remark	1. No other spurious found. 2. All results are PASS against limit line.												

Band 2 - 5250~5350MHz

WIFI 802.11a (Band Edge @ 3m)

WIFI Ant. 2	Note	Frequency (MHz)	Level (dBμV/m)	Over Limit (dB)	Limit Line (dBμV/m)	Read Level (dBμV)	Antenna Factor (dB/m)	Path Loss (dB)	Preamp Factor (dB)	Ant Pos (cm)	Table Pos (deg)	Peak Avg. (P/A)	Pol. (H/V)
802.11a CH 52 5260MHz		5071.4	53.54	-20.46	74	45.51	31.79	9.71	33.47	269	196	P	H
		5147.56	45.2	-8.8	54	37.05	31.8	9.82	33.47	269	196	A	H
	*	5260	112.73	-	-	104.81	31.4	9.97	33.45	269	196	P	H
	*	5260	105.39	-	-	97.47	31.4	9.97	33.45	269	196	A	H
		5354.16	53.69	-20.31	74	45.82	31.22	10.09	33.44	269	196	P	H
		5350.8	45.48	-8.52	54	37.63	31.2	10.09	33.44	269	196	A	H
		5133.62	52.3	-21.7	74	44.14	31.83	9.8	33.47	244	90	P	V
		5147.56	44.1	-9.9	54	35.95	31.8	9.82	33.47	244	90	A	V
	*	5260	110.1	-	-	102.18	31.4	9.97	33.45	244	90	P	V
	*	5260	102.65	-	-	94.73	31.4	9.97	33.45	244	90	A	V
		5375.76	52.33	-21.67	74	44.35	31.3	10.12	33.44	244	90	P	V
		5382	43.3	-10.7	54	35.28	31.33	10.13	33.44	244	90	A	V
802.11a CH 60 5300MHz		5131.92	51.44	-22.56	74	43.27	31.84	9.8	33.47	279	193	P	H
		5149.26	44.18	-9.82	54	36.02	31.8	9.83	33.47	279	193	A	H
	*	5300	113.37	-	-	105.4	31.4	10.02	33.45	279	193	P	H
	*	5300	105.95	-	-	97.98	31.4	10.02	33.45	279	193	A	H
		5351.28	54.56	-19.44	74	46.7	31.21	10.09	33.44	279	193	P	H
		5352.72	47.11	-6.89	54	39.25	31.21	10.09	33.44	279	193	A	H
		5136.68	51.12	-22.88	74	42.95	31.83	9.81	33.47	254	91	P	V
		5145.86	43.17	-10.83	54	35.01	31.81	9.82	33.47	254	91	A	V
	*	5300	110.48	-	-	102.51	31.4	10.02	33.45	254	91	P	V
	*	5300	103.1	-	-	95.13	31.4	10.02	33.45	254	91	A	V
		5353.92	52.28	-21.72	74	44.41	31.22	10.09	33.44	254	91	P	V
		5352	44.35	-9.65	54	36.49	31.21	10.09	33.44	254	91	A	V

802.11a CH 64 5320MHz	*	5320	112.82	-	-	104.9	31.32	10.05	33.45	255	194	P	H
	*	5320	105.36	-	-	97.44	31.32	10.05	33.45	255	194	A	H
		5352.96	64.08	-9.92	74	56.22	31.21	10.09	33.44	255	194	P	H
		5350.08	53.43	-0.57	54	45.58	31.2	10.09	33.44	255	194	A	H
	*	5320	110.26	-	-	102.34	31.32	10.05	33.45	280	90	P	V
	*	5320	102.77	-	-	94.85	31.32	10.05	33.45	280	90	A	V
		5352.8	57.02	-16.98	74	49.16	31.21	10.09	33.44	280	90	P	V
		5350.24	50.38	-3.62	54	42.53	31.2	10.09	33.44	280	90	A	V
Remark	1. No other spurious found. 2. All results are PASS against Peak and Average limit line.												

Band 2 5250~5350MHz

WIFI 802.11a (Harmonic @ 3m)

WIFI Ant. 2	Note	Frequency (MHz)	Level (dBμV/m)	Over Limit (dB)	Limit Line (dBμV/m)	Read Level (dBμV)	Antenna Factor (dB/m)	Path Loss (dB)	Preamp Factor (dB)	Ant Pos (cm)	Table Pos (deg)	Peak Avg. (P/A)	Pol. (H/V)
802.11a CH 52 5260MHz		10520	47.97	-20.23	68.2	56.58	39.94	15.14	63.69	100	0	P	H
		15780	49.24	-24.76	74	55.23	37.38	18.64	62.01	100	0	P	H
		10520	49.38	-18.82	68.2	57.99	39.94	15.14	63.69	100	0	P	V
		15780	49.23	-24.77	74	55.22	37.38	18.64	62.01	100	0	P	V
802.11a CH 60 5300MHz		10600	49.76	-24.24	74	58.12	40.1	15.18	63.64	100	0	P	H
		15900	49.79	-24.21	74	55.54	37.6	18.71	62.06	-	-	P	H
		10600	49.69	-24.31	74	58.05	40.1	15.18	63.64	100	0	P	V
		15900	47.8	-26.2	74	53.55	37.6	18.71	62.06	100	0	P	V
802.11a CH 64 5320MHz		10640	48.23	-25.77	74	56.67	39.98	15.2	63.62	100	0	P	H
		15960	47.16	-26.84	74	53.02	37.48	18.74	62.08	100	0	P	H
		10640	48	-26	74	56.44	39.98	15.2	63.62	100	0	P	V
		15960	48.45	-25.55	74	54.31	37.48	18.74	62.08	100	0	P	V
Remark	1. No other spurious found. 2. All results are PASS against Peak and Average limit line.												

Band 2 5250~5350MHz

WIFI 802.11n HT20 (Band Edge @ 3m)

WIFI Ant. 2	Note	Frequency (MHz)	Level (dBμV/m)	Over Limit (dB)	Limit Line (dBμV/m)	Read Level (dBμV)	Antenna Factor (dB/m)	Path Loss (dB)	Preamp Factor (dB)	Ant Pos (cm)	Table Pos (deg)	Peak Avg. (P/A)	Pol. (H/V)
802.11n HT20 CH 52 5260MHz		5148.92	53.34	-20.66	74	45.18	31.8	9.83	33.47	262	201	P	H
		5149.94	45.34	-8.66	54	37.18	31.8	9.83	33.47	262	201	A	H
	*	5260	111.57	-	-	103.65	31.4	9.97	33.45	262	201	P	H
	*	5260	104.59	-	-	96.67	31.4	9.97	33.45	262	201	A	H
		5353.92	53.75	-20.25	74	45.88	31.22	10.09	33.44	262	201	P	H
		5355.36	45.07	-8.93	54	37.2	31.22	10.09	33.44	262	201	A	H
		5134.64	52.71	-21.29	74	44.54	31.83	9.81	33.47	217	95	P	V
		5135.32	44.51	-9.49	54	36.34	31.83	9.81	33.47	217	95	A	V
	*	5260	111.16	-	-	103.24	31.4	9.97	33.45	217	95	P	V
	*	5260	104.08	-	-	96.16	31.4	9.97	33.45	217	95	A	V
		5354.16	53.21	-20.79	74	45.34	31.22	10.09	33.44	217	95	P	V
		5352.72	43.67	-10.33	54	35.81	31.21	10.09	33.44	217	95	A	V
802.11n HT20 CH 60 5300MHz		5132.6	52	-22	74	43.84	31.83	9.8	33.47	248	196	P	H
		5138.72	44.03	-9.97	54	35.87	31.82	9.81	33.47	248	196	A	H
	*	5300	111.81	-	-	103.84	31.4	10.02	33.45	248	196	P	H
	*	5300	104.61	-	-	96.64	31.4	10.02	33.45	248	196	A	H
		5362.32	54.32	-19.68	74	46.41	31.25	10.1	33.44	248	196	P	H
		5350.08	47.05	-6.95	54	39.2	31.2	10.09	33.44	248	196	A	H
		5092.14	51.56	-22.44	74	43.42	31.87	9.74	33.47	229	92	P	V
		5147.56	43.71	-10.29	54	35.56	31.8	9.82	33.47	229	92	A	V
	*	5300	110.07	-	-	102.1	31.4	10.02	33.45	229	92	P	V
	*	5300	102.57	-	-	94.6	31.4	10.02	33.45	229	92	A	V
		5361.6	52.72	-21.28	74	44.81	31.25	10.1	33.44	229	92	P	V
		5352	44.6	-9.4	54	36.74	31.21	10.09	33.44	229	92	A	V

802.11n HT20 CH 64 5320MHz	*	5320	111.67	-	-	103.75	31.32	10.05	33.45	263	196	P	H
	*	5320	104.62	-	-	96.7	31.32	10.05	33.45	263	196	A	H
		5352.32	64.3	-9.7	74	56.44	31.21	10.09	33.44	263	196	P	H
		5350.08	52.73	-1.27	54	44.88	31.2	10.09	33.44	263	196	A	H
	*	5320	108.8	-	-	100.88	31.32	10.05	33.45	255	89	P	V
	*	5320	101.75	-	-	93.83	31.32	10.05	33.45	255	89	A	V
		5354.4	57.51	-16.49	74	49.64	31.22	10.09	33.44	255	89	P	V
		5350.56	49.16	-4.84	54	41.31	31.2	10.09	33.44	255	89	A	V
Remark	1. No other spurious found. 2. All results are PASS against Peak and Average limit line.												

Band 2 5250~5350MHz

WIFI 802.11n HT20 (Harmonic @ 3m)

WIFI Ant. 2	Note	Frequency (MHz)	Level (dBμV/m)	Over Limit (dB)	Limit Line (dBμV/m)	Read Level (dBμV)	Antenna Factor (dB/m)	Path Loss (dB)	Preamp Factor (dB)	Ant Pos (cm)	Table Pos (deg)	Peak Avg. (P/A)	Pol. (H/V)
802.11n		10520	49.45	-18.75	68.2	58.06	39.94	15.14	63.69	100	0	P	H
HT20		15780	48.38	-25.62	74	54.37	37.38	18.64	62.01	100	0	P	H
CH 52		10520	48.64	-19.56	68.2	57.25	39.94	15.14	63.69	100	0	P	V
5260MHz		15780	48.37	-25.63	74	54.36	37.38	18.64	62.01	100	0	P	V
802.11n		10600	48.61	-25.39	74	56.97	40.1	15.18	63.64	100	0	P	H
HT20		15900	48.11	-25.89	74	53.86	37.6	18.71	62.06	100	0	P	H
CH 60		10600	49.57	-24.43	74	57.93	40.1	15.18	63.64	100	0	P	V
5300MHz		15900	48.41	-25.59	74	54.16	37.6	18.71	62.06	100	0	P	V
802.11n		10640	48.56	-25.44	74	57	39.98	15.2	63.62	100	0	P	H
HT20		15960	47.88	-26.12	74	53.74	37.48	18.74	62.08	100	0	P	H
CH 64		10640	47.95	-26.05	74	56.39	39.98	15.2	63.62	100	0	P	V
5320MHz		15960	49.16	-24.84	74	55.02	37.48	18.74	62.08	100	0	P	V
Remark	1. No other spurious found. 2. All results are PASS against Peak and Average limit line.												

Band 2 5250~5350MHz

WIFI 802.11n HT40 (Band Edge @ 3m)

WIFI Ant. 2	Note	Frequency (MHz)	Level (dBμV/m)	Over Limit (dB)	Limit Line (dBμV/m)	Read Level (dBμV)	Antenna Factor (dB/m)	Path Loss (dB)	Preamp Factor (dB)	Ant Pos (cm)	Table Pos (deg)	Peak Avg. (P/A)	Pol. (H/V)
802.11n HT40 CH 54 5270MHz		5140.08	52.84	-21.16	74	44.68	31.82	9.81	33.47	289	198	P	H
		5140.76	45.18	-8.82	54	37.02	31.82	9.81	33.47	289	198	A	H
	*	5270	109.01	-	-	101.07	31.4	9.99	33.45	289	198	P	H
	*	5270	102.07	-	-	94.13	31.4	9.99	33.45	289	198	A	H
		5354.64	56.1	-17.9	74	48.23	31.22	10.09	33.44	289	198	P	H
		5350.8	46.29	-7.71	54	38.44	31.2	10.09	33.44	289	198	A	H
		5080.92	54.17	-19.83	74	46.09	31.82	9.73	33.47	241	92	P	V
		5142.12	44.59	-9.41	54	36.42	31.82	9.82	33.47	241	92	A	V
	*	5270	106.51	-	-	98.57	31.4	9.99	33.45	241	92	P	V
	*	5270	99.6	-	-	91.66	31.4	9.99	33.45	241	92	A	V
		5362.32	54.47	-19.53	74	46.56	31.25	10.1	33.44	241	92	P	V
		5364.96	44.66	-9.34	54	36.73	31.26	10.11	33.44	241	92	A	V
802.11n HT40 CH 62 5310MHz		5144.5	53.36	-20.64	74	45.2	31.81	9.82	33.47	249	194	P	H
		5129.2	44.7	-9.3	54	36.53	31.84	9.8	33.47	249	194	A	H
	*	5310	105.57	-	-	97.62	31.36	10.04	33.45	249	194	P	H
	*	5310	98.57	-	-	90.62	31.36	10.04	33.45	249	194	A	H
		5350.56	64.57	-9.43	74	56.72	31.2	10.09	33.44	249	194	P	H
		5350.56	53.26	-0.74	54	45.41	31.2	10.09	33.44	249	194	A	H
		5146.54	51.5	-22.5	74	43.34	31.81	9.82	33.47	241	88	P	V
		5140.42	43.81	-10.19	54	35.65	31.82	9.81	33.47	241	88	A	V
	*	5310	102.62	-	-	94.67	31.36	10.04	33.45	241	88	P	V
	*	5310	95.91	-	-	87.96	31.36	10.04	33.45	241	88	A	V
		5364	57.31	-16.69	74	49.39	31.26	10.1	33.44	241	88	P	V
		5350.08	49.49	-4.51	54	41.64	31.2	10.09	33.44	241	88	A	V
Remark	1. No other spurious found. 2. All results are PASS against Peak and Average limit line.												

Band 2 5250~5350MHz

WIFI 802.11n HT40 (Harmonic @ 3m)

WIFI Ant. 2	Note	Frequency (MHz)	Level (dBμV/m)	Over Limit (dB)	Limit Line (dBμV/m)	Read Level (dBμV)	Antenna Factor (dB/m)	Path Loss (dB)	Preamp Factor (dB)	Ant Pos (cm)	Table Pos (deg)	Peak Avg. (P/A)	Pol. (H/V)
802.11n HT40 CH 54 5270MHz		10540	47.35	-20.85	68.2	55.9	39.98	15.15	63.68	100	0	P	H
		15810	44.86	-29.14	74	50.89	37.33	18.66	62.02	100	0	P	H
		10540	46.32	-21.88	68.2	54.87	39.98	15.15	63.68	100	0	P	V
		15810	46.86	-27.14	74	52.89	37.33	18.66	62.02	100	0	P	V
802.11n HT40 CH 62 5310MHz		10620	47.07	-26.93	74	55.47	40.04	15.19	63.63	100	0	P	H
		15930	44.83	-29.17	74	50.63	37.54	18.73	62.07	100	0	P	H
		10620	47.29	-26.71	74	55.69	40.04	15.19	63.63	100	0	P	V
		15930	44.69	-29.31	74	50.49	37.54	18.73	62.07	100	0	P	V
Remark	1. No other spurious found. 2. All results are PASS against Peak and Average limit line.												

Band 2 5250~5350MHz

WIFI 802.11ac VHT80 (Band Edge @ 3m)

WIFI Ant. 2	Note	Frequency (MHz)	Level (dBμV/m)	Over Limit (dB)	Limit Line (dBμV/m)	Read Level (dBμV)	Antenna Factor (dB/m)	Path Loss (dB)	Preamp Factor (dB)	Ant Pos (cm)	Table Pos (deg)	Peak Avg. (P/A)	Pol. (H/V)
802.11ac VHT80 CH 58 5290MHz		5122.06	51.51	-22.49	74	43.33	31.86	9.79	33.47	277	192	P	H
		5128.18	45.6	-8.4	54	37.43	31.84	9.8	33.47	277	192	A	H
	*	5290	101.8	-	-	93.84	31.4	10.01	33.45	277	192	P	H
	*	5290	94.49	-	-	86.53	31.4	10.01	33.45	277	192	A	H
		5354.4	60.86	-13.14	74	52.99	31.22	10.09	33.44	277	192	P	H
		5350.08	52.73	-1.27	54	44.88	31.2	10.09	33.44	277	192	A	H
		5104.04	52.94	-21.06	74	44.76	31.89	9.76	33.47	215	95	P	V
		5132.26	45.76	-8.24	54	37.59	31.84	9.8	33.47	215	95	A	V
	*	5290	100.01	-	-	92.05	31.4	10.01	33.45	215	95	P	V
	*	5290	92.84	-	-	84.88	31.4	10.01	33.45	215	95	A	V
		5354.64	56.64	-17.36	74	48.77	31.22	10.09	33.44	215	95	P	V
		5350.56	48.52	-5.48	54	40.67	31.2	10.09	33.44	215	95	A	V
Remark	1. No other spurious found. 2. All results are PASS against Peak and Average limit line.												

Band 2 5250~5350MHz

WIFI 802.11ac VHT80 (Harmonic @ 3m)

WIFI Ant. 2	Note	Frequency (MHz)	Level (dBμV/m)	Over Limit (dB)	Limit Line (dBμV/m)	Read Level (dBμV)	Antenna Factor (dB/m)	Path Loss (dB)	Preamp Factor (dB)	Ant Pos (cm)	Table Pos (deg)	Peak Avg. (P/A)	Pol. (H/V)
802.11ac		10580	47.63	-20.57	68.2	56.05	40.06	15.17	63.65	100	0	P	H
VHT80		15870	44.04	-29.96	74	49.89	37.51	18.69	62.05	100	0	P	H
CH 58		10580	46.48	-21.72	68.2	54.9	40.06	15.17	63.65	100	0	P	V
5290MHz		15870	44.56	-29.44	74	50.41	37.51	18.69	62.05	100	0	P	V
Remark	1. No other spurious found. 2. All results are PASS against Peak and Average limit line.												

Band 3 - 5470~5725MHz

WIFI 802.11a (Band Edge @ 3m)

WIFI Ant. 2	Note	Frequency (MHz)	Level (dBμV/m)	Over Limit (dB)	Limit Line (dBμV/m)	Read Level (dBμV)	Antenna Factor (dB/m)	Path Loss (dB)	Preamp Factor (dB)	Ant Pos (cm)	Table Pos (deg)	Peak Avg. (P/A)	Pol. (H/V)
802.11a CH 100 5500MHz		5452.72	56.26	-17.74	74	47.86	31.61	10.22	33.43	231	187	P	H
		5469.36	63.18	-5.02	68.2	54.68	31.68	10.25	33.43	231	187	P	H
		5459.92	48.86	-5.14	54	40.42	31.64	10.23	33.43	231	187	A	H
	*	5500	112.95	-	-	104.29	31.8	10.29	33.43	231	187	P	H
	*	5500	105.44	-	-	96.78	31.8	10.29	33.43	231	187	A	H
		5444.72	52.72	-21.28	74	44.37	31.58	10.21	33.44	113	243	P	V
		5466.16	57.52	-10.68	68.2	49.05	31.66	10.24	33.43	113	243	P	V
		5459.92	45.91	-8.09	54	37.47	31.64	10.23	33.43	113	243	A	V
	*	5500	109.06	-	-	100.4	31.8	10.29	33.43	113	243	P	V
	*	5500	101.72	-	-	93.06	31.8	10.29	33.43	113	243	A	V
802.11a CH 116 5580MHz		5435.2	53.34	-20.66	74	45.04	31.54	10.2	33.44	226	193	P	H
		5465.2	54.85	-13.35	68.2	46.38	31.66	10.24	33.43	226	193	P	H
		5457.04	45.84	-8.16	54	37.41	31.63	10.23	33.43	226	193	A	H
	*	5580	113.24	-	-	104.52	31.76	10.4	33.44	226	193	P	H
	*	5580	105.88	-	-	97.16	31.76	10.4	33.44	226	193	A	H
		5751.77	53.88	-14.32	68.2	44.84	32	10.51	33.47	226	193	P	H
		5451.04	51.81	-22.19	74	43.42	31.6	10.22	33.43	100	109	P	V
		5462.32	51.05	-17.15	68.2	42.59	31.65	10.24	33.43	100	109	P	V
		5454.88	43.36	-10.64	54	34.94	31.62	10.23	33.43	100	109	A	V
	*	5580	109.77	-	-	101.05	31.76	10.4	33.44	100	109	P	V
	*	5580	102.49	-	-	93.77	31.76	10.4	33.44	100	109	A	V
		5743.58	52.61	-15.59	68.2	43.59	31.97	10.51	33.46	100	109	P	V

802.11a CH 140 5700MHz	*	5700	112.27	-	-	103.44	31.8	10.49	33.46	214	197	P	H
	*	5700	104.93	-	-	96.1	31.8	10.49	33.46	214	197	A	H
		5725.48	63	-5.2	68.2	54.06	31.9	10.5	33.46	214	197	P	H
	*	5700	108.85	-	-	100.02	31.8	10.49	33.46	105	113	P	V
	*	5700	101.47	-	-	92.64	31.8	10.49	33.46	105	113	A	V
		5725.24	58.24	-9.96	68.2	49.3	31.9	10.5	33.46	105	113	P	V
Remark	1. No other spurious found. 2. All results are PASS against Peak and Average limit line.												

Band 3 - 5470~5725MHz

WIFI 802.11a (Harmonic @ 3m)

WIFI Ant. 2	Note	Frequency (MHz)	Level (dBμV/m)	Over Limit (dB)	Limit Line (dBμV/m)	Read Level (dBμV)	Antenna Factor (dB/m)	Path Loss (dB)	Preamp Factor (dB)	Ant Pos (cm)	Table Pos (deg)	Peak Avg. (P/A)	Pol. (H/V)
802.11a CH 100 5500MHz		11000	46.71	-27.29	74	54.52	40.2	15.39	63.4	100	0	P	H
		16500	54.4	-13.8	68.2	58.49	39	19.21	62.3	100	0	P	H
		11000	48.57	-25.43	74	56.38	40.2	15.39	63.4	100	0	P	V
		16500	53.36	-14.84	68.2	57.45	39	19.21	62.3	100	0	P	V
802.11a CH 116 5580MHz		11160	49.56	-24.44	74	57.65	39.82	15.52	63.43	100	0	P	H
		16740	51.87	-16.33	68.2	54.44	40.18	19.41	62.16	100	0	P	H
		11160	49.78	-24.22	74	57.87	39.82	15.52	63.43	100	0	P	V
		16740	54.29	-13.91	68.2	56.86	40.18	19.41	62.16	100	0	P	V
802.11a CH 140 5700MHz		11400	53.66	-20.34	74	61.52	39.9	15.72	63.48	100	91	P	H
		11400	43.92	-10.08	54	51.78	39.9	15.72	63.48	100	91	A	H
		17100	50.87	-17.33	68.2	52.86	40.1	19.77	61.86	100	0	P	H
		11400	53.94	-20.06	74	61.8	39.9	15.72	63.48	126	20	P	V
		11400	43.56	-10.44	54	51.42	39.9	15.72	63.48	126	20	A	V
		17100	49.69	-18.51	68.2	51.68	40.1	19.77	61.86	100	0	P	V
Remark	1. No other spurious found. 2. All results are PASS against Peak and Average limit line.												

Band 3 - 5470~5725MHz

WIFI 802.11n HT20 (Band Edge @ 3m)

WIFI Ant. 2	Note	Frequency (MHz)	Level (dBμV/m)	Over Limit (dB)	Limit Line (dBμV/m)	Read Level (dBμV)	Antenna Factor (dB/m)	Path Loss (dB)	Preamp Factor (dB)	Ant Pos (cm)	Table Pos (deg)	Peak Avg. (P/A)	Pol. (H/V)
802.11n HT20 CH 100 5500MHz		5458.32	56.86	-17.14	74	48.43	31.63	10.23	33.43	210	193	P	H
		5470	63.87	-4.33	68.2	55.37	31.68	10.25	33.43	210	193	P	H
		5459.44	48.07	-5.93	54	39.63	31.64	10.23	33.43	210	193	A	H
	*	5500	111.78	-	-	103.12	31.8	10.29	33.43	210	193	P	H
	*	5500	104.73	-	-	96.07	31.8	10.29	33.43	210	193	A	H
		5466.16	57.53	-10.67	68.2	49.06	31.66	10.24	33.43	115	244	P	V
		5458.48	44.98	-9.02	54	36.55	31.63	10.23	33.43	115	244	A	V
	*	5500	107.98	-	-	99.32	31.8	10.29	33.43	115	244	P	V
	*	5500	100.5	-	-	91.84	31.8	10.29	33.43	115	244	A	V
802.11n HT20 CH 116 5580MHz		5430.88	53	-21	74	44.73	31.52	10.19	33.44	195	194	P	H
		5468.08	53.02	-15.18	68.2	44.53	31.67	10.25	33.43	195	194	P	H
		5459.92	45.71	-8.29	54	37.27	31.64	10.23	33.43	195	194	A	H
	*	5580	111.93	-	-	103.21	31.76	10.4	33.44	195	194	P	H
	*	5580	104.84	-	-	96.12	31.76	10.4	33.44	195	194	A	H
		5730.98	52.92	-15.28	68.2	43.96	31.92	10.5	33.46	195	194	P	H
		5447.2	51.3	-22.7	74	42.93	31.59	10.22	33.44	109	114	P	V
		5469.52	51.62	-16.58	68.2	43.12	31.68	10.25	33.43	109	114	P	V
		5459.68	43.27	-10.73	54	34.83	31.64	10.23	33.43	109	114	A	V
	*	5580	108.79	-	-	100.07	31.76	10.4	33.44	109	114	P	V
	*	5580	101.79	-	-	93.07	31.76	10.4	33.44	109	114	A	V
		5761.535	51.65	-16.55	68.2	42.58	32.02	10.52	33.47	109	114	P	V

802.11n HT20 CH 140 5700MHz	*	5700	111.73	-	-	102.9	31.8	10.49	33.46	196	194	P	H
	*	5700	104.53	-	-	95.7	31.8	10.49	33.46	196	194	A	H
		5725.08	62.6	-5.6	68.2	53.66	31.9	10.5	33.46	196	194	P	H
	*	5700	108.44	-	-	99.61	31.8	10.49	33.46	100	108	P	V
	*	5700	100.29	-	-	91.46	31.8	10.49	33.46	100	108	A	V
		5725	63.85	-4.35	68.2	54.91	31.9	10.5	33.46	100	108	P	V
Remark	1. No other spurious found. 2. All results are PASS against Peak and Average limit line.												

Band 3 - 5470~5725MHz

WIFI 802.11n HT20 (Harmonic @ 3m)

WIFI Ant. 2	Note	Frequency (MHz)	Level (dBμV/m)	Over Limit (dB)	Limit Line (dBμV/m)	Read Level (dBμV)	Antenna Factor (dB/m)	Path Loss (dB)	Preamp Factor (dB)	Ant Pos (cm)	Table Pos (deg)	Peak Avg. (P/A)	Pol. (H/V)
802.11n HT20 CH 100 5500MHz		11000	47.42	-26.58	74	55.23	40.2	15.39	63.4	100	0	P	H
		16500	54.95	-13.25	68.2	59.04	39	19.21	62.3	100	0	P	H
		11000	48.06	-25.94	74	55.87	40.2	15.39	63.4	100	0	P	V
		16500	53.88	-14.32	68.2	57.97	39	19.21	62.3	100	0	P	V
802.11n HT20 CH 116 5580MHz		11160	53.02	-20.98	74	61.11	39.82	15.52	63.43	112	92	P	H
		11160	42.58	-11.42	54	50.67	39.82	15.52	63.43	112	92	A	H
		16740	51.23	-16.97	68.2	53.8	40.18	19.41	62.16	100	0	P	H
		11160	49.81	-24.19	74	57.9	39.82	15.52	63.43	100	0	P	V
		16740	52.36	-15.84	68.2	54.93	40.18	19.41	62.16	100	0	P	V
802.11n HT20 CH 140 5700MHz		11400	53.94	-20.06	74	61.8	39.9	15.72	63.48	107	90	P	H
		11400	42.78	-11.22	54	50.64	39.9	15.72	63.48	107	90	A	H
		17100	50.61	-17.59	68.2	52.6	40.1	19.77	61.86	100	0	P	H
		11400	49.67	-24.33	74	57.53	39.9	15.72	63.48	100	0	P	V
		17100	51.04	-17.16	68.2	53.03	40.1	19.77	61.86	100	0	P	V
Remark	1. No other spurious found. 2. All results are PASS against Peak and Average limit line.												

Band 3 - 5470~5725MHz

WIFI 802.11n HT40 (Band Edge @ 3m)

WIFI Ant. 2	Note	Frequency (MHz)	Level (dBμV/m)	Over Limit (dB)	Limit Line (dBμV/m)	Read Level (dBμV)	Antenna Factor (dB/m)	Path Loss (dB)	Preamp Factor (dB)	Ant Pos (cm)	Table Pos (deg)	Peak Avg. (P/A)	Pol. (H/V)
802.11n HT40 CH 102 5510MHz		5452.48	57.56	-16.44	74	49.16	31.61	10.22	33.43	180	193	P	H
		5470	66.99	-1.21	68.2	58.49	31.68	10.25	33.43	180	193	P	H
		5459.92	46.83	-7.17	54	38.39	31.64	10.23	33.43	180	193	A	H
	*	5510	104.46	-	-	95.81	31.78	10.3	33.43	180	193	P	H
	*	5510	97.44	-	-	88.79	31.78	10.3	33.43	180	193	A	H
		5745.785	51.98	-16.22	68.2	42.95	31.98	10.51	33.46	180	193	P	H
		5449.36	54.19	-19.81	74	45.81	31.6	10.22	33.44	100	244	P	V
		5469.04	61.74	-6.46	68.2	53.24	31.68	10.25	33.43	100	244	P	V
		5459.92	45.41	-8.59	54	36.97	31.64	10.23	33.43	100	244	A	V
	*	5510	101.36	-	-	92.71	31.78	10.3	33.43	100	244	P	V
	*	5510	94.47	-	-	85.82	31.78	10.3	33.43	100	244	A	V
		5741.69	50.7	-17.5	68.2	41.68	31.97	10.51	33.46	100	244	P	V
802.11n HT40 CH 110 5550MHz		5453.44	54.53	-19.47	74	46.13	31.61	10.22	33.43	205	192	P	H
		5469.52	57.36	-10.84	68.2	48.86	31.68	10.25	33.43	205	192	P	H
		5459.68	47.24	-6.76	54	38.8	31.64	10.23	33.43	205	192	A	H
	*	5550	108.74	-	-	100.12	31.7	10.36	33.44	205	192	P	H
	*	5550	101.52	-	-	92.9	31.7	10.36	33.44	205	192	A	H
		5731.295	52.49	-15.71	68.2	43.52	31.93	10.5	33.46	205	192	P	H
		5458.24	53.69	-20.31	74	45.26	31.63	10.23	33.43	100	243	P	V
		5463.04	52.33	-15.87	68.2	43.87	31.65	10.24	33.43	100	243	P	V
		5459.68	45.23	-8.77	54	36.79	31.64	10.23	33.43	100	243	A	V
	*	5550	105.72	-	-	97.1	31.7	10.36	33.44	100	243	P	V
	*	5550	98.62	-	-	90	31.7	10.36	33.44	100	243	A	V
		5756.81	51.22	-16.98	68.2	42.16	32.01	10.52	33.47	100	243	P	V

802.11n HT40 CH 134 5670MHz		5445.55	51.3	-22.7	74	42.95	31.58	10.21	33.44	198	194	P	H
		5461.3	53.79	-14.41	68.2	45.33	31.65	10.24	33.43	198	194	P	H
		5455.7	44.58	-9.42	54	36.16	31.62	10.23	33.43	198	194	A	H
	*	5670	109.37	-	-	100.67	31.68	10.47	33.45	198	194	P	H
	*	5670	101.95	-	-	93.25	31.68	10.47	33.45	198	194	A	H
		5725.8	66.74	-1.46	68.2	57.8	31.9	10.5	33.46	198	194	P	H
		5442.05	49.77	-24.23	74	41.43	31.57	10.21	33.44	100	113	P	V
		5462.35	50.37	-17.83	68.2	41.91	31.65	10.24	33.43	100	113	P	V
		5439.95	43.17	-10.83	54	34.84	31.56	10.21	33.44	100	113	A	V
	*	5670	105.77	-	-	97.07	31.68	10.47	33.45	100	113	P	V
	*	5670	98.42	-	-	89.72	31.68	10.47	33.45	100	113	A	V
		5725.45	63.15	-5.05	68.2	54.21	31.9	10.5	33.46	100	113	P	V
Remark	1. No other spurious found. 2. All results are PASS against Peak and Average limit line.												

Band 3 - 5470~5725MHz

WIFI 802.11n HT40 (Harmonic @ 3m)

WIFI Ant. 2	Note	Frequency (MHz)	Level (dBμV/m)	Over Limit (dB)	Limit Line (dBμV/m)	Read Level (dBμV)	Antenna Factor (dB/m)	Path Loss (dB)	Preamp Factor (dB)	Ant Pos (cm)	Table Pos (deg)	Peak Avg. (P/A)	Pol. (H/V)
802.11n		11020	46.14	-27.86	74	53.98	40.16	15.4	63.4	100	0	P	H
HT40		16530	47.09	-21.11	68.2	50.96	39.18	19.23	62.28	100	0	P	H
CH 102		11020	46.32	-27.68	74	54.16	40.16	15.4	63.4	100	0	P	V
5510MHz		16530	46.62	-21.58	68.2	50.49	39.18	19.23	62.28	100	0	P	V
802.11n		11100	46.53	-27.47	74	54.48	40	15.47	63.42	100	0	P	H
HT40		16650	50.48	-17.72	68.2	53.5	39.85	19.34	62.21	100	0	P	H
CH 110		11100	47.74	-26.26	74	55.69	40	15.47	63.42	100	0	P	V
5550MHz		16650	49.85	-18.35	68.2	52.87	39.85	19.34	62.21	100	0	P	V
802.11n		11340	49.23	-24.77	74	57.25	39.78	15.67	63.47	100	0	P	H
HT40		17010	49.75	-18.45	68.2	51.54	40.55	19.65	61.99	100	0	P	H
CH 134		11340	49.8	-24.2	74	57.82	39.78	15.67	63.47	100	0	P	V
5670MHz		17010	49.46	-18.74	68.2	51.25	40.55	19.65	61.99	100	0	P	V
Remark	1. No other spurious found. 2. All results are PASS against Peak and Average limit line.												

Band 3 - 5470~5725MHz

WIFI 802.11ac VHT80 (Band Edge @ 3m)

WIFI Ant. 2	Note	Frequency (MHz)	Level (dBμV/m)	Over Limit (dB)	Limit Line (dBμV/m)	Read Level (dBμV)	Antenna Factor (dB/m)	Path Loss (dB)	Preamp Factor (dB)	Ant Pos (cm)	Table Pos (deg)	Peak Avg. (P/A)	Pol. (H/V)
802.11ac VHT80 CH 106 5530MHz		5455.84	57.15	-16.85	74	48.73	31.62	10.23	33.43	117	244	P	H
		5469.76	59.44	-8.76	68.2	50.94	31.68	10.25	33.43	117	244	P	H
		5458.72	51.95	-2.05	54	43.52	31.63	10.23	33.43	117	244	A	H
	*	5530	99.22	-	-	90.58	31.74	10.33	33.43	117	244	P	H
	*	5530	92.44	-	-	83.8	31.74	10.33	33.43	117	244	A	H
		5735.705	51.51	-16.69	68.2	42.53	31.94	10.5	33.46	117	244	P	H
		5459.68	56.31	-17.69	74	47.87	31.64	10.23	33.43	100	249	P	V
		5468.08	57.97	-10.23	68.2	49.48	31.67	10.25	33.43	100	249	P	V
		5457.76	50.46	-3.54	54	42.03	31.63	10.23	33.43	100	249	A	V
	*	5530	97.22	-	-	88.58	31.74	10.33	33.43	100	249	P	V
	*	5530	90.98	-	-	82.34	31.74	10.33	33.43	100	249	A	V
		5738.54	52.01	-16.19	68.2	43.01	31.95	10.51	33.46	100	249	P	V
802.11ac VHT80 CH 122 5610MHz		5409.52	52.25	-21.75	74	44.09	31.44	10.16	33.44	104	250	P	H
		5464.48	54.44	-13.76	68.2	45.97	31.66	10.24	33.43	104	250	P	H
		5454.16	46.53	-7.47	54	38.11	31.62	10.23	33.43	104	250	A	H
	*	5610	103.87	-	-	95.12	31.76	10.44	33.45	104	250	P	H
	*	5610	97.27	-	-	88.52	31.76	10.44	33.45	104	250	A	H
		5736.965	58.31	-9.89	68.2	49.31	31.95	10.51	33.46	104	250	P	H
		5454.88	53.07	-20.93	74	44.65	31.62	10.23	33.43	100	243	P	V
		5467.6	52.78	-15.42	68.2	44.3	31.67	10.24	33.43	100	243	P	V
		5459.68	46.03	-7.97	54	37.59	31.64	10.23	33.43	100	243	A	V
	*	5610	103.69	-	-	94.94	31.76	10.44	33.45	100	243	P	V
	*	5610	95.66	-	-	86.91	31.76	10.44	33.45	100	243	A	V
		5741.06	54.36	-13.84	68.2	45.35	31.96	10.51	33.46	100	243	P	V
Remark	1. No other spurious found. 2. All results are PASS against Peak and Average limit line.												

Band 3 5470~5725MHz

WIFI 802.11ac VHT80 (Harmonic @ 3m)

WIFI Ant. 2	Note	Frequency (MHz)	Level (dBμV/m)	Over Limit (dB)	Limit Line (dBμV/m)	Read Level (dBμV)	Antenna Factor (dB/m)	Path Loss (dB)	Preamp Factor (dB)	Ant Pos (cm)	Table Pos (deg)	Peak Avg. (P/A)	Pol. (H/V)
802.11ac		11060	46.99	-27.01	74	54.89	40.08	15.43	63.41	100	0	P	H
VHT80		16590	46.25	-21.95	68.2	49.68	39.54	19.28	62.25	100	0	P	H
CH 106		11060	46.91	-27.09	74	54.81	40.08	15.43	63.41	100	0	P	V
5530MHz		16590	47	-21.2	68.2	50.43	39.54	19.28	62.25	100	0	P	V
802.11ac		11220	45.21	-28.79	74	53.38	39.7	15.57	63.44	100	0	P	H
VHT80		16830	47.83	-20.37	68.2	50.11	40.33	19.49	62.1	100	0	P	H
CH 122		11220	46.36	-27.64	74	54.53	39.7	15.57	63.44	100	0	P	V
5610MHz		16830	48.25	-19.95	68.2	50.53	40.33	19.49	62.1	100	0	P	V
Remark	1. No other spurious found. 2. All results are PASS against Peak and Average limit line.												

Band 3 - Straddle Channel

WIFI 802.11a (Band Edge @ 3m)

WIFI Ant. 2	Note	Frequency (MHz)	Level (dBμV/m)	Over Limit (dB)	Limit Line (dBμV/m)	Read Level (dBμV)	Antenna Factor (dB/m)	Path Loss (dB)	Preamp Factor (dB)	Ant Pos (cm)	Table Pos (deg)	Peak Avg. (P/A)	Pol. (H/V)
802.11a CH 144 5720MHz		5441.65	51.47	-22.53	74	43.13	31.57	10.21	33.44	203	198	P	H
		5467.39	52	-16.2	68.2	43.52	31.67	10.24	33.43	203	198	P	H
		5457.64	43.37	-10.63	54	34.94	31.63	10.23	33.43	203	198	A	H
	*	5720	112.64	-	-	103.72	31.88	10.5	33.46	203	198	P	H
	*	5720	105.23	-	-	96.31	31.88	10.5	33.46	203	198	A	H
		5932.75	53.36	-14.84	68.2	43.76	32.43	10.66	33.49	203	198	P	H
		5360.92	50.76	-23.24	74	42.86	31.24	10.1	33.44	105	112	P	V
		5463.88	50.03	-18.17	68.2	41.56	31.66	10.24	33.43	105	112	P	V
		5458.81	42.51	-11.49	54	34.07	31.64	10.23	33.43	105	112	A	V
	*	5720	108.95	-	-	100.03	31.88	10.5	33.46	105	112	P	V
	*	5720	101.4	-	-	92.48	31.88	10.5	33.46	105	112	A	V
		5859.5	53.24	-14.96	68.2	43.91	32.22	10.59	33.48	105	112	P	V
Remark	1. No other spurious found. 2. All results are PASS against Peak and Average limit line.												

Band 3 - Straddle Channel

WIFI 802.11a (Harmonic @ 3m)

WIFI Ant. 2	Note	Frequency (MHz)	Level (dBμV/m)	Over Limit (dB)	Limit Line (dBμV/m)	Read Level (dBμV)	Antenna Factor (dB/m)	Path Loss (dB)	Preamp Factor (dB)	Ant Pos (cm)	Table Pos (deg)	Peak Avg. (P/A)	Pol. (H/V)
802.11a CH 144 5720MHz		11440	55.41	-18.59	74	63.21	39.94	15.75	63.49	100	88	P	H
		11440	44.35	-9.65	54	52.15	39.94	15.75	63.49	100	88	A	H
		17160	51.58	-16.62	68.2	53.05	40.46	19.85	61.78	100	0	P	H
		11440	53.68	-20.32	74	61.48	39.94	15.75	63.49	114	19	P	V
		11440	43.87	-10.13	54	51.67	39.94	15.75	63.49	114	19	A	V
		17160	50.87	-17.33	68.2	52.34	40.46	19.85	61.78	100	0	P	V
Remark	1. No other spurious found. 2. All results are PASS against Peak and Average limit line.												

Band 3 - Straddle Channel

WIFI 802.11n HT20 (Band Edge @ 3m)

WIFI Ant. 2	Note	Frequency (MHz)	Level (dBμV/m)	Over Limit (dB)	Limit Line (dBμV/m)	Read Level (dBμV)	Antenna Factor (dB/m)	Path Loss (dB)	Preamp Factor (dB)	Ant Pos (cm)	Table Pos (deg)	Peak Avg. (P/A)	Pol. (H/V)
802.11n HT20 CH 144 5720MHz		5449.06	51.88	-22.12	74	43.5	31.6	10.22	33.44	183	194	P	H
		5465.44	52.3	-15.9	68.2	43.83	31.66	10.24	33.43	183	194	P	H
		5459.59	43.36	-10.64	54	34.92	31.64	10.23	33.43	183	194	A	H
	*	5720	111.31	-	-	102.39	31.88	10.5	33.46	183	194	P	H
	*	5720	104.11	-	-	95.19	31.88	10.5	33.46	183	194	A	H
		5935.5	51.98	-16.22	68.2	42.37	32.44	10.66	33.49	183	194	P	H
		5406.16	50.44	-23.56	74	42.3	31.42	10.16	33.44	106	107	P	V
		5466.61	50.56	-17.64	68.2	42.08	31.67	10.24	33.43	106	107	P	V
		5456.47	42.34	-11.66	54	33.91	31.63	10.23	33.43	106	107	A	V
	*	5720	107.45	-	-	98.53	31.88	10.5	33.46	106	107	P	V
	*	5720	100.2	-	-	91.28	31.88	10.5	33.46	106	107	A	V
		5896	52.13	-16.07	68.2	42.7	32.29	10.63	33.49	106	107	P	V
Remark	1. No other spurious found. 2. All results are PASS against Peak and Average limit line.												

Band 3 - Straddle Channel

WIFI 802.11n HT20 (Harmonic @ 3m)

WIFI Ant. 2	Note	Frequency (MHz)	Level (dBµV/m)	Over Limit (dB)	Limit Line (dBµV/m)	Read Level (dBµV)	Antenna Factor (dB/m)	Path Loss (dB)	Preamp Factor (dB)	Ant Pos (cm)	Table Pos (deg)	Peak Avg. (P/A)	Pol. (H/V)
802.11n HT20 CH 144 5720MHz		11440	55.35	-18.65	74	63.15	39.94	15.75	63.49	100	89	P	H
		11440	43.87	-10.13	54	51.67	39.94	15.75	63.49	100	89	A	H
		17160	52.92	-15.28	68.2	54.39	40.46	19.85	61.78	100	0	P	H
		11440	49.55	-24.45	74	57.35	39.94	15.75	63.49	100	0	P	V
		17160	51.45	-16.75	68.2	52.92	40.46	19.85	61.78	100	0	P	V
Remark	1. No other spurious found. 2. All results are PASS against Peak and Average limit line.												

Band 3 - Straddle Channel

WIFI 802.11n HT40 (Band Edge @ 3m)

WIFI Ant. 2	Note	Frequency (MHz)	Level (dBμV/m)	Over Limit (dB)	Limit Line (dBμV/m)	Read Level (dBμV)	Antenna Factor (dB/m)	Path Loss (dB)	Preamp Factor (dB)	Ant Pos (cm)	Table Pos (deg)	Peak Avg. (P/A)	Pol. (H/V)
802.11n HT40 CH 142 5710MHz		5386.66	51.7	-22.3	74	43.66	31.35	10.13	33.44	225	189	P	H
		5467.78	52.3	-15.9	68.2	43.82	31.67	10.24	33.43	225	189	P	H
		5451.79	44.31	-9.69	54	35.91	31.61	10.22	33.43	225	189	A	H
	*	5710	107.36	-	-	98.49	31.84	10.49	33.46	225	189	P	H
	*	5710	100	-	-	91.13	31.84	10.49	33.46	225	189	A	H
		5921.5	52.26	-15.94	68.2	42.71	32.39	10.65	33.49	225	189	P	H
		5442.04	50.78	-23.22	74	42.44	31.57	10.21	33.44	100	107	P	V
		5462.71	49.07	-19.13	68.2	40.61	31.65	10.24	33.43	100	107	P	V
		5452.57	42.88	-11.12	54	34.48	31.61	10.22	33.43	100	107	A	V
	*	5710	104.66	-	-	95.79	31.84	10.49	33.46	100	107	P	V
	*	5710	97.22	-	-	88.35	31.84	10.49	33.46	100	107	A	V
		5923	52.57	-15.63	68.2	43.02	32.39	10.65	33.49	100	107	P	V
Remark	1. No other spurious found. 2. All results are PASS against Peak and Average limit line.												

Band 3 - Straddle Channel

WIFI 802.11n HT40 (Harmonic @ 3m)

WIFI Ant. 2	Note	Frequency (MHz)	Level (dBμV/m)	Over Limit (dB)	Limit Line (dBμV/m)	Read Level (dBμV)	Antenna Factor (dB/m)	Path Loss (dB)	Preamp Factor (dB)	Ant Pos (cm)	Table Pos (deg)	Peak Avg. (P/A)	Pol. (H/V)
802.11n		11420	49.86	-24.14	74	57.68	39.92	15.74	63.48	100	0	P	H
HT40		17130	49.89	-18.31	68.2	51.62	40.28	19.81	61.82	100	0	P	H
CH 142		11420	48.73	-25.27	74	56.55	39.92	15.74	63.48	100	0	P	V
5710MHz		17130	48.18	-20.02	68.2	49.91	40.28	19.81	61.82	100	0	P	V
Remark	1. No other spurious found. 2. All results are PASS against Peak and Average limit line.												

Band 3 - Straddle Channel

WIFI 802.11ac VHT80 (Band Edge @ 3m)

WIFI Ant. 2	Note	Frequency (MHz)	Level (dBμV/m)	Over Limit (dB)	Limit Line (dBμV/m)	Read Level (dBμV)	Antenna Factor (dB/m)	Path Loss (dB)	Preamp Factor (dB)	Ant Pos (cm)	Table Pos (deg)	Peak Avg. (P/A)	Pol. (H/V)
802.11ac VHT80 CH 138 5690MHz		5406.55	51.04	-22.96	74	42.89	31.43	10.16	33.44	111	240	P	H
		5464.66	50.72	-17.48	68.2	42.25	31.66	10.24	33.43	111	240	P	H
		5456.47	44.85	-9.15	54	36.42	31.63	10.23	33.43	111	240	A	H
	*	5690	105.18	-	-	96.4	31.76	10.48	33.46	111	240	P	H
	*	5690	97.44	-	-	88.66	31.76	10.48	33.46	111	240	A	H
		5920.75	52.67	-15.53	68.2	43.13	32.38	10.65	33.49	111	240	P	H
		5450.23	51.62	-22.38	74	43.23	31.6	10.22	33.43	100	248	P	V
		5469.34	52.81	-15.39	68.2	44.31	31.68	10.25	33.43	100	248	P	V
		5456.08	45.06	-8.94	54	36.64	31.62	10.23	33.43	100	248	A	V
	*	5690	103.04	-	-	94.26	31.76	10.48	33.46	100	248	P	V
	*	5690	95.35	-	-	86.57	31.76	10.48	33.46	100	248	A	V
		5947.5	52.75	-15.45	68.2	43.08	32.49	10.67	33.49	100	248	P	V
Remark	1. No other spurious found. 2. All results are PASS against Peak and Average limit line.												

Band 3 - Straddle Channel

WIFI 802.11ac VHT80 (Harmonic @ 3m)

WIFI Ant. 2	Note	Frequency (MHz)	Level (dBµV/m)	Over Limit (dB)	Limit Line (dBµV/m)	Read Level (dBµV)	Antenna Factor (dB/m)	Path Loss (dB)	Preamp Factor (dB)	Ant Pos (cm)	Table Pos (deg)	Peak Avg. (P/A)	Pol. (H/V)
802.11ac		11380	46.45	-27.55	74	54.37	39.86	15.7	63.48	100	0	P	H
VHT80		17070	46.59	-21.61	68.2	48.5	40.25	19.74	61.9	100	0	P	H
CH 138		11380	47.8	-26.2	74	55.72	39.86	15.7	63.48	100	0	P	V
5690MHz		17070	47.57	-20.63	68.2	49.48	40.25	19.74	61.9	100	0	P	V
Remark	1. No other spurious found. 2. All results are PASS against Peak and Average limit line.												

Emission below 1GHz

WIFI 802.11a (LF @ 3m)

WIFI Ant. 2	Note	Frequency (MHz)	Level (dBμV/m)	Over Limit (dB)	Limit Line (dBμV/m)	Read Level (dBμV)	Antenna Factor (dB/m)	Path Loss (dB)	Preamp Factor (dB)	Ant Pos (cm)	Table Pos (deg)	Peak Avg. (P/A)	Pol. (H/V)
802.11a LF		30.97	24.62	-15.38	40	29.96	24.01	0.85	30.2	-	-	P	H
		171.62	32.18	-11.32	43.5	45.25	15.44	1.84	30.35	-	-	P	H
		270.56	30.9	-15.1	46	40.13	18.72	2.24	30.19	-	-	P	H
		748.77	32.64	-13.36	46	29.94	28.06	4.05	29.41	-	-	P	H
		871.96	34.98	-11.02	46	30.72	29.02	4.42	29.18	-	-	P	H
		958.29	35.99	-10.01	46	29.44	30.83	4.69	28.97	100	0	P	H
		30	31.66	-8.34	40	36.69	24.31	0.84	30.18	100	0	P	V
		171.62	28.05	-15.45	43.5	41.12	15.44	1.84	30.35	-	-	P	V
		221.09	30.68	-15.32	46	43.64	15.28	2.04	30.28	-	-	P	V
		771.08	33.6	-12.4	46	30.72	28.13	4.11	29.36	-	-	P	V
		846.74	34.8	-11.2	46	30.76	28.91	4.35	29.22	-	-	P	V
		959.26	37.45	-8.55	46	30.88	30.84	4.7	28.97	-	-	P	V
Remark	1. No other spurious found. 2. All results are PASS against limit line.												

Band 2 - 5250~5350MHz

WIFI 802.11a (Band Edge @ 3m)

WIFI Ant. 1+2	Note	Frequency (MHz)	Level (dBμV/m)	Over Limit (dB)	Limit Line (dBμV/m)	Read Level (dBμV)	Antenna Factor (dB/m)	Path Loss (dB)	Preamp Factor (dB)	Ant Pos (cm)	Table Pos (deg)	Peak Avg. (P/A)	Pol. (H/V)
802.11a CH 52 5260MHz		5137.36	53.75	-20.25	74	45.58	31.83	9.81	33.47	287	196	P	H
		5146.88	46.01	-7.99	54	37.85	31.81	9.82	33.47	287	196	A	H
	*	5260	116.04	-	-	108.12	31.4	9.97	33.45	287	196	P	H
	*	5260	108.87	-	-	100.95	31.4	9.97	33.45	287	196	A	H
		5367.36	53.85	-20.15	74	45.91	31.27	10.11	33.44	287	196	P	H
		5350.56	45.71	-8.29	54	37.86	31.2	10.09	33.44	287	196	A	H
		5117.98	51.63	-22.37	74	43.46	31.86	9.78	33.47	127	179	P	V
		5148.58	44.45	-9.55	54	36.29	31.8	9.83	33.47	127	179	A	V
	*	5260	114.43	-	-	106.51	31.4	9.97	33.45	127	179	P	V
	*	5260	107.1	-	-	99.18	31.4	9.97	33.45	127	179	A	V
		5371.2	53.36	-20.64	74	45.41	31.28	10.11	33.44	127	179	P	V
		5350.56	44.61	-9.39	54	36.76	31.2	10.09	33.44	127	179	A	V
802.11a CH 60 5300MHz		5138.04	53	-21	74	44.84	31.82	9.81	33.47	279	197	P	H
		5149.6	44.81	-9.19	54	36.65	31.8	9.83	33.47	279	197	A	H
	*	5300	115.82	-	-	107.85	31.4	10.02	33.45	279	197	P	H
	*	5300	108.64	-	-	100.67	31.4	10.02	33.45	279	197	A	H
		5350.32	54.81	-19.19	74	46.96	31.2	10.09	33.44	279	197	P	H
		5350.32	47.59	-6.41	54	39.74	31.2	10.09	33.44	279	197	A	H
		5139.74	51.61	-22.39	74	43.45	31.82	9.81	33.47	135	178	P	V
		5147.22	43.48	-10.52	54	35.32	31.81	9.82	33.47	135	178	A	V
	*	5300	114.01	-	-	106.04	31.4	10.02	33.45	135	178	P	V
	*	5300	106.72	-	-	98.75	31.4	10.02	33.45	135	178	A	V
		5353.68	53.61	-20.39	74	45.75	31.21	10.09	33.44	135	178	P	V
		5350.56	46.39	-7.61	54	38.54	31.2	10.09	33.44	135	178	A	V

802.11a CH 64 5320MHz	*	5320	115.19	-	-	107.27	31.32	10.05	33.45	258	195	P	H
	*	5320	108.21	-	-	100.29	31.32	10.05	33.45	258	195	A	H
		5352.64	60.9	-13.1	74	53.04	31.21	10.09	33.44	258	195	P	H
		5352.8	52.67	-1.33	54	44.81	31.21	10.09	33.44	258	195	A	H
	*	5320	113.64	-	-	105.72	31.32	10.05	33.45	111	176	P	V
	*	5320	106.59	-	-	98.67	31.32	10.05	33.45	111	176	A	V
		5352.16	63.6	-10.4	74	55.74	31.21	10.09	33.44	111	176	P	V
		5352.32	52.43	-1.57	54	44.57	31.21	10.09	33.44	111	176	A	V
Remark	1. No other spurious found. 2. All results are PASS against Peak and Average limit line.												

Band 2 5250~5350MHz

WIFI 802.11a (Harmonic @ 3m)

WIFI Ant. 1+2	Note	Frequency (MHz)	Level (dBμV/m)	Over Limit (dB)	Limit Line (dBμV/m)	Read Level (dBμV)	Antenna Factor (dB/m)	Path Loss (dB)	Preamp Factor (dB)	Ant Pos (cm)	Table Pos (deg)	Peak Avg. (P/A)	Pol. (H/V)
802.11a CH 52 5260MHz		10520	53.22	-14.98	68.2	61.83	39.94	15.14	63.69	100	0	P	H
		15780	56.23	-17.77	74	62.22	37.38	18.64	62.01	199	294	P	H
		15780	44.79	-9.21	54	50.78	37.38	18.64	62.01	199	294	A	H
		15780	49.54	-24.46	74	55.53	37.38	18.64	62.01	100	0	P	V
802.11a CH 60 5300MHz		10600	56.16	-17.84	74	64.52	40.1	15.18	63.64	150	215	P	H
		10600	45.08	-8.92	54	53.44	40.1	15.18	63.64	150	215	A	H
		15900	55.47	-18.53	74	61.22	37.6	18.71	62.06	200	259	P	H
		15900	44.33	-9.67	54	50.08	37.6	18.71	62.06	200	259	A	H
		10600	57.73	-16.27	74	66.09	40.1	15.18	63.64	100	90	P	V
		10600	46.85	-7.15	54	55.21	40.1	15.18	63.64	100	90	A	V
		15900	55.13	-18.87	74	60.88	37.6	18.71	62.06	200	52	P	V
		15900	43.62	-10.38	54	49.37	37.6	18.71	62.06	200	52	A	V
802.11a CH 64 5320MHz		10640	55.24	-18.76	74	63.68	39.98	15.2	63.62	100	219	P	H
		10640	43.76	-10.24	54	52.2	39.98	15.2	63.62	100	219	A	H
		15960	55.16	-18.84	74	61.02	37.48	18.74	62.08	124	357	P	H
		15960	42.6	-11.4	54	48.46	37.48	18.74	62.08	124	357	A	H
		10640	57.22	-16.78	74	65.66	39.98	15.2	63.62	100	94	P	V
		10640	45.65	-8.35	54	54.09	39.98	15.2	63.62	100	94	A	V
		15960	49.32	-24.68	74	55.18	37.48	18.74	62.08	100	0	P	V
Remark	1. No other spurious found. 2. All results are PASS against Peak and Average limit line.												

Band 2 5250~5350MHz

WIFI 802.11n HT20 (Band Edge @ 3m)

WIFI Ant. 1+2	Note	Frequency (MHz)	Level (dBμV/m)	Over Limit (dB)	Limit Line (dBμV/m)	Read Level (dBμV)	Antenna Factor (dB/m)	Path Loss (dB)	Preamp Factor (dB)	Ant Pos (cm)	Table Pos (deg)	Peak Avg. (P/A)	Pol. (H/V)
802.11n HT20 CH 52 5260MHz		5095.54	52.25	-21.75	74	44.09	31.88	9.75	33.47	288	195	P	H
		5148.24	45.57	-8.43	54	37.42	31.8	9.82	33.47	288	195	A	H
	*	5260	114.1	-	-	106.18	31.4	9.97	33.45	288	195	P	H
	*	5260	107.21	-	-	99.29	31.4	9.97	33.45	288	195	A	H
		5352.96	52.76	-21.24	74	44.9	31.21	10.09	33.44	288	195	P	H
		5352	44.65	-9.35	54	36.79	31.21	10.09	33.44	288	195	A	H
		5130.9	52.7	-21.3	74	44.53	31.84	9.8	33.47	128	178	P	V
		5149.26	44.48	-9.52	54	36.32	31.8	9.83	33.47	128	178	A	V
	*	5260	113.27	-	-	105.35	31.4	9.97	33.45	128	178	P	V
	*	5260	105.89	-	-	97.97	31.4	9.97	33.45	128	178	A	V
		5359.92	54.1	-19.9	74	46.2	31.24	10.1	33.44	128	178	P	V
		5354.4	44.74	-9.26	54	36.87	31.22	10.09	33.44	128	178	A	V
802.11n HT20 CH 60 5300MHz		5097.24	51.41	-22.59	74	43.24	31.89	9.75	33.47	280	195	P	H
		5147.56	44.19	-9.81	54	36.04	31.8	9.82	33.47	280	195	A	H
	*	5300	113.53	-	-	105.56	31.4	10.02	33.45	280	195	P	H
	*	5300	106.9	-	-	98.93	31.4	10.02	33.45	280	195	A	H
		5351.28	53.77	-20.23	74	45.91	31.21	10.09	33.44	280	195	P	H
		5350.08	46.11	-7.89	54	38.26	31.2	10.09	33.44	280	195	A	H
		5088.06	51.48	-22.52	74	43.36	31.85	9.74	33.47	136	177	P	V
		5144.84	43.38	-10.62	54	35.22	31.81	9.82	33.47	136	177	A	V
	*	5300	112.17	-	-	104.2	31.4	10.02	33.45	136	177	P	V
	*	5300	105.35	-	-	97.38	31.4	10.02	33.45	136	177	A	V
		5350.08	54.67	-19.33	74	46.82	31.2	10.09	33.44	136	177	P	V
		5350.32	46.16	-7.84	54	38.31	31.2	10.09	33.44	136	177	A	V

802.11n HT20 CH 64 5320MHz	*	5320	113.23	-	-	105.31	31.32	10.05	33.45	257	195	P	H
	*	5320	106.88	-	-	98.96	31.32	10.05	33.45	257	195	A	H
		5356.48	61.39	-12.61	74	53.5	31.23	10.1	33.44	257	195	P	H
		5351.36	53.19	-0.81	54	45.33	31.21	10.09	33.44	257	195	A	H
	*	5320	112.26	-	-	104.34	31.32	10.05	33.45	132	176	P	V
	*	5320	105.36	-	-	97.44	31.32	10.05	33.45	132	176	A	V
		5351.04	61.62	-12.38	74	53.77	31.2	10.09	33.44	132	176	P	V
		5351.2	53.1	-0.9	54	45.25	31.2	10.09	33.44	132	176	A	V
Remark	1. No other spurious found. 2. All results are PASS against Peak and Average limit line.												

Band 2 5250~5350MHz

WIFI 802.11n HT20 (Harmonic @ 3m)

WIFI Ant. 1+2	Note	Frequency (MHz)	Level (dBμV/m)	Over Limit (dB)	Limit Line (dBμV/m)	Read Level (dBμV)	Antenna Factor (dB/m)	Path Loss (dB)	Preamp Factor (dB)	Ant Pos (cm)	Table Pos (deg)	Peak Avg. (P/A)	Pol. (H/V)
802.11n HT20 CH 52 5260MHz		10520	52.19	-16.01	68.2	60.8	39.94	15.14	63.69	100	0	P	H
		15780	56.22	-17.78	74	62.21	37.38	18.64	62.01	135	360	P	H
		15780	43.52	-10.48	54	49.51	37.38	18.64	62.01	135	360	A	H
		10520	52.23	-15.97	68.2	60.84	39.94	15.14	63.69	100	0	P	V
		15780	49.68	-24.32	74	55.67	37.38	18.64	62.01	100	0	P	V
802.11n HT20 CH 60 5300MHz		10600	55.96	-18.04	74	64.32	40.1	15.18	63.64	100	216	P	H
		10600	44.21	-9.79	54	52.57	40.1	15.18	63.64	100	216	A	H
		15900	53.91	-20.09	74	59.66	37.6	18.71	62.06	158	98	P	H
		15900	42.29	-11.71	54	48.04	37.6	18.71	62.06	158	98	A	H
		10600	57.79	-16.21	74	66.15	40.1	15.18	63.64	100	90	P	V
		10600	45.57	-8.43	54	53.93	40.1	15.18	63.64	100	90	A	V
		15900	49.35	-24.65	74	55.1	37.6	18.71	62.06	100	0	P	V
802.11n HT20 CH 64 5320MHz		10640	53.98	-20.02	74	62.42	39.98	15.2	63.62	100	220	P	H
		10640	44.3	-9.7	54	52.74	39.98	15.2	63.62	100	220	A	H
		15960	54.76	-19.24	74	60.62	37.48	18.74	62.08	100	98	P	H
		15960	44.02	-9.98	54	49.88	37.48	18.74	62.08	100	98	A	H
		10640	56.84	-17.16	74	65.28	39.98	15.2	63.62	100	92	P	V
		10640	46.25	-7.75	54	54.69	39.98	15.2	63.62	100	92	A	V
		15960	52.15	-21.85	74	58.01	37.48	18.74	62.08	200	55	P	V
		15960	42.46	-11.54	54	48.32	37.48	18.74	62.08	200	55	A	V
Remark	1. No other spurious found. 2. All results are PASS against Peak and Average limit line.												

Band 2 5250~5350MHz

WIFI 802.11n HT40 (Band Edge @ 3m)

WIFI Ant. 1+2	Note	Frequency (MHz)	Level (dBμV/m)	Over Limit (dB)	Limit Line (dBμV/m)	Read Level (dBμV)	Antenna Factor (dB/m)	Path Loss (dB)	Preamp Factor (dB)	Ant Pos (cm)	Table Pos (deg)	Peak Avg. (P/A)	Pol. (H/V)
802.11n HT40 CH 54 5270MHz		5133.62	53	-21	74	44.84	31.83	9.8	33.47	265	196	P	H
		5144.16	45.71	-8.29	54	37.55	31.81	9.82	33.47	265	196	A	H
	*	5270	111.1	-	-	103.16	31.4	9.99	33.45	265	196	P	H
	*	5270	104.2	-	-	96.26	31.4	9.99	33.45	265	196	A	H
		5357.52	55.19	-18.81	74	47.3	31.23	10.1	33.44	265	196	P	H
		5350.08	47.31	-6.69	54	39.46	31.2	10.09	33.44	265	196	A	H
		5096.9	51.84	-22.16	74	43.67	31.89	9.75	33.47	127	178	P	V
		5149.94	44.84	-9.16	54	36.68	31.8	9.83	33.47	127	178	A	V
	*	5270	109.84	-	-	101.9	31.4	9.99	33.45	127	178	P	V
	*	5270	102.89	-	-	94.95	31.4	9.99	33.45	127	178	A	V
		5352.72	54.81	-19.19	74	46.95	31.21	10.09	33.44	127	178	P	V
		5350.8	47.54	-6.46	54	39.69	31.2	10.09	33.44	127	178	A	V
802.11n HT40 CH 62 5310MHz		5121.72	52.14	-21.86	74	43.96	31.86	9.79	33.47	262	196	P	H
		5145.18	44.29	-9.71	54	36.13	31.81	9.82	33.47	262	196	A	H
	*	5310	106.22	-	-	98.27	31.36	10.04	33.45	262	196	P	H
	*	5310	99.71	-	-	91.76	31.36	10.04	33.45	262	196	A	H
		5354.64	55.51	-18.49	74	47.64	31.22	10.09	33.44	262	196	P	H
		5351.76	52.97	-1.03	54	45.11	31.21	10.09	33.44	262	196	P	H
		5082.62	50.63	-23.37	74	42.54	31.83	9.73	33.47	136	177	P	V
		5147.22	43.76	-10.24	54	35.6	31.81	9.82	33.47	136	177	A	V
	*	5310	105.26	-	-	97.31	31.36	10.04	33.45	136	177	P	V
	*	5310	98.31	-	-	90.36	31.36	10.04	33.45	136	177	A	V
		5351.76	61.19	-12.81	74	53.33	31.21	10.09	33.44	136	177	P	V
		5351.28	51.52	-2.48	54	43.66	31.21	10.09	33.44	136	177	A	V
Remark	1. No other spurious found. 2. All results are PASS against Peak and Average limit line.												

Band 2 5250~5350MHz

WIFI 802.11n HT40 (Harmonic @ 3m)

WIFI Ant. 1+2	Note	Frequency (MHz)	Level (dBμV/m)	Over Limit (dB)	Limit Line (dBμV/m)	Read Level (dBμV)	Antenna Factor (dB/m)	Path Loss (dB)	Preamp Factor (dB)	Ant Pos (cm)	Table Pos (deg)	Peak Avg. (P/A)	Pol. (H/V)
802.11n HT40 CH 54 5270MHz		10540	51.81	-16.39	68.2	60.36	39.98	15.15	63.68	100	0	P	H
		15810	51.01	-22.99	74	57.04	37.33	18.66	62.02	100	98	P	H
		15810	43.06	-10.94	54	49.09	37.33	18.66	62.02	100	98	A	H
		10540	50.69	-17.51	68.2	59.24	39.98	15.15	63.68	100	0	P	V
		15810	47.58	-26.42	74	53.61	37.33	18.66	62.02	100	0	P	V
802.11n HT40 CH 62 5310MHz		10620	48.6	-25.4	74	57	40.04	15.19	63.63	100	0	P	H
		15930	45.56	-28.44	74	51.36	37.54	18.73	62.07	100	0	P	H
		10620	48.41	-25.59	74	56.81	40.04	15.19	63.63	100	0	P	V
		15930	45.17	-28.83	74	50.97	37.54	18.73	62.07	100	0	P	V
Remark	1. No other spurious found. 2. All results are PASS against Peak and Average limit line.												

Band 2 5250~5350MHz

WIFI 802.11ac VHT80 (Band Edge @ 3m)

WIFI Ant. 1+2	Note	Frequency (MHz)	Level (dBμV/m)	Over Limit (dB)	Limit Line (dBμV/m)	Read Level (dBμV)	Antenna Factor (dB/m)	Path Loss (dB)	Preamp Factor (dB)	Ant Pos (cm)	Table Pos (deg)	Peak Avg. (P/A)	Pol. (H/V)
802.11ac VHT80 CH 58 5290MHz		5138.38	51.02	-22.98	74	42.86	31.82	9.81	33.47	274	200	P	H
		5116.62	45.03	-8.97	54	36.85	31.87	9.78	33.47	274	200	A	H
	*	5290	100.81	-	-	92.85	31.4	10.01	33.45	274	200	P	H
	*	5290	94.18	-	-	86.22	31.4	10.01	33.45	274	200	A	H
		5358.96	57.76	-16.24	74	49.86	31.24	10.1	33.44	274	200	P	H
		5351.28	50.17	-3.83	54	42.31	31.21	10.09	33.44	274	200	A	H
		5147.9	50.74	-23.26	74	42.59	31.8	9.82	33.47	122	178	P	V
		5086.7	44.08	-9.92	54	35.96	31.85	9.74	33.47	122	178	A	V
	*	5290	99.79	-	-	91.83	31.4	10.01	33.45	122	178	P	V
	*	5290	93.15	-	-	85.19	31.4	10.01	33.45	122	178	A	V
		5358.96	58.55	-15.45	74	50.65	31.24	10.1	33.44	122	178	P	V
		5351.28	51.86	-2.14	54	44	31.21	10.09	33.44	122	178	A	V
Remark	1. No other spurious found. 2. All results are PASS against Peak and Average limit line.												

Band 2 5250~5350MHz

WIFI 802.11ac VHT80 (Harmonic @ 3m)

WIFI Ant. 1+2	Note	Frequency (MHz)	Level (dBμV/m)	Over Limit (dB)	Limit Line (dBμV/m)	Read Level (dBμV)	Antenna Factor (dB/m)	Path Loss (dB)	Preamp Factor (dB)	Ant Pos (cm)	Table Pos (deg)	Peak Avg. (P/A)	Pol. (H/V)
802.11ac		10580	46.66	-21.54	68.2	55.08	40.06	15.17	63.65	100	0	P	H
VHT80		15870	43.27	-30.73	74	49.12	37.51	18.69	62.05	100	0	P	H
CH 58		10580	46.79	-21.41	68.2	55.21	40.06	15.17	63.65	100	0	P	V
5290MHz		15870	43.68	-30.32	74	49.53	37.51	18.69	62.05	100	0	P	V
Remark	1. No other spurious found. 2. All results are PASS against Peak and Average limit line.												

Band 3 - 5470~5725MHz

WIFI 802.11a (Band Edge @ 3m)

WIFI Ant. 1+2	Note	Frequency (MHz)	Level (dBμV/m)	Over Limit (dB)	Limit Line (dBμV/m)	Read Level (dBμV)	Antenna Factor (dB/m)	Path Loss (dB)	Preamp Factor (dB)	Ant Pos (cm)	Table Pos (deg)	Peak Avg. (P/A)	Pol. (H/V)
802.11a CH 100 5500MHz		5457.04	55.61	-18.39	74	47.18	31.63	10.23	33.43	316	295	P	H
		5465.84	60.53	-7.67	68.2	52.06	31.66	10.24	33.43	316	295	P	H
		5460	48.39	-5.61	54	39.95	31.64	10.23	33.43	316	295	A	H
	*	5500	114.59	-	-	105.93	31.8	10.29	33.43	316	295	P	H
	*	5500	107.32	-	-	98.66	31.8	10.29	33.43	316	295	A	H
		5459.92	56.03	-17.97	74	47.59	31.64	10.23	33.43	163	177	P	V
		5466.48	61.53	-6.67	68.2	53.05	31.67	10.24	33.43	163	177	P	V
		5460	49.83	-4.17	54	41.39	31.64	10.23	33.43	163	177	A	V
	*	5500	114.39	-	-	105.73	31.8	10.29	33.43	163	177	P	V
	*	5500	107.17	-	-	98.51	31.8	10.29	33.43	163	177	A	V
802.11a CH 116 5580MHz		5448.88	52.55	-21.45	74	44.17	31.6	10.22	33.44	297	296	P	H
		5464.96	53.66	-14.54	68.2	45.19	31.66	10.24	33.43	297	296	P	H
		5457.52	44.67	-9.33	54	36.24	31.63	10.23	33.43	297	296	A	H
	*	5580	114.85	-	-	106.13	31.76	10.4	33.44	297	296	P	H
	*	5580	108.03	-	-	99.31	31.76	10.4	33.44	297	296	A	H
		5729.09	51.84	-16.36	68.2	42.88	31.92	10.5	33.46	297	296	P	H
		5445.76	52.38	-21.62	74	44.03	31.58	10.21	33.44	101	115	P	V
		5466.64	51.52	-16.68	68.2	43.04	31.67	10.24	33.43	101	115	P	V
		5453.68	43.72	-10.28	54	35.31	31.61	10.23	33.43	101	115	A	V
	*	5580	114.59	-	-	105.87	31.76	10.4	33.44	101	115	P	V
	*	5580	107.76	-	-	99.04	31.76	10.4	33.44	101	115	A	V
		5736.65	52.44	-15.76	68.2	43.44	31.95	10.51	33.46	101	115	P	V

802.11a CH 140 5700MHz	*	5700	114.11	-	-	105.28	31.8	10.49	33.46	193	2	P	H
	*	5700	106.9	-	-	98.07	31.8	10.49	33.46	193	2	A	H
		5725.96	64.99	-3.21	68.2	56.05	31.9	10.5	33.46	193	2	P	H
	*	5700	114.38	-	-	105.55	31.8	10.49	33.46	104	110	P	V
	*	5700	107.3	-	-	98.47	31.8	10.49	33.46	104	110	A	V
		5727.72	66.21	-1.99	68.2	57.26	31.91	10.5	33.46	104	110	P	V
Remark	1. No other spurious found. 2. All results are PASS against Peak and Average limit line.												

Band 3 - 5470~5725MHz

WIFI 802.11a (Harmonic @ 3m)

WIFI Ant. 1+2	Note	Frequency (MHz)	Level (dBμV/m)	Over Limit (dB)	Limit Line (dBμV/m)	Read Level (dBμV)	Antenna Factor (dB/m)	Path Loss (dB)	Preamp Factor (dB)	Ant Pos (cm)	Table Pos (deg)	Peak Avg. (P/A)	Pol. (H/V)
802.11a CH 100 5500MHz		11000	54.45	-19.55	74	62.26	40.2	15.39	63.4	267	156	P	H
		11000	45.6	-8.4	54	53.41	40.2	15.39	63.4	267	156	A	H
		16500	54.9	-13.3	68.2	58.99	39	19.21	62.3	100	0	P	H
		11000	52.41	-21.59	74	60.22	40.2	15.39	63.4	100	284	P	V
		11000	44.78	-9.22	54	52.59	40.2	15.39	63.4	100	284	A	V
		16500	52.64	-15.56	68.2	56.73	39	19.21	62.3	100	0	P	V
802.11a CH 116 5580MHz		11160	58.99	-15.01	74	67.08	39.82	15.52	63.43	252	126	P	H
		11160	48.66	-5.34	54	56.75	39.82	15.52	63.43	252	126	A	H
		16740	52.89	-15.31	68.2	55.46	40.18	19.41	62.16	100	0	P	H
		11160	58.05	-15.95	74	66.14	39.82	15.52	63.43	126	22	P	V
		11160	48.48	-5.52	54	56.57	39.82	15.52	63.43	126	22	A	V
		16740	53.14	-15.06	68.2	55.71	40.18	19.41	62.16	100	0	P	V
802.11a CH 140 5700MHz		11400	55.28	-18.72	74	63.14	39.9	15.72	63.48	112	231	P	H
		11400	46.6	-7.4	54	54.46	39.9	15.72	63.48	112	231	A	H
		17100	55.89	-12.31	68.2	57.88	40.1	19.77	61.86	100	0	P	H
		11400	54.28	-19.72	74	62.14	39.9	15.72	63.48	100	24	P	V
		11400	45.6	-8.4	54	53.46	39.9	15.72	63.48	100	24	A	V
		17100	49.46	-18.74	68.2	51.45	40.1	19.77	61.86	100	0	P	V
Remark	1. No other spurious found. 2. All results are PASS against Peak and Average limit line.												

Band 3 - 5470~5725MHz

WIFI 802.11n HT20 (Band Edge @ 3m)

WIFI Ant. 1+2	Note	Frequency (MHz)	Level (dBμV/m)	Over Limit (dB)	Limit Line (dBμV/m)	Read Level (dBμV)	Antenna Factor (dB/m)	Path Loss (dB)	Preamp Factor (dB)	Ant Pos (cm)	Table Pos (deg)	Peak Avg. (P/A)	Pol. (H/V)
802.11n HT20 CH 100 5500MHz		5459.28	60.59	-13.41	74	52.15	31.64	10.23	33.43	229	3	P	H
		5469.36	64.14	-4.06	68.2	55.64	31.68	10.25	33.43	229	3	P	H
		5458.96	48.9	-5.1	54	40.46	31.64	10.23	33.43	229	3	A	H
	*	5500	112.97	-	-	104.31	31.8	10.29	33.43	229	3	P	H
	*	5500	105.99	-	-	97.33	31.8	10.29	33.43	229	3	A	H
		5456.4	56.77	-17.23	74	48.34	31.63	10.23	33.43	122	180	P	V
		5469.52	62.09	-6.11	68.2	53.59	31.68	10.25	33.43	122	180	P	V
		5459.44	48.76	-5.24	54	40.32	31.64	10.23	33.43	122	180	A	V
	*	5500	112.6	-	-	103.94	31.8	10.29	33.43	122	180	P	V
	*	5500	105.92	-	-	97.26	31.8	10.29	33.43	122	180	A	V
802.11n HT20 CH 116 5580MHz		5458	54.24	-19.76	74	45.81	31.63	10.23	33.43	201	8	P	H
		5464	55.79	-12.41	68.2	47.32	31.66	10.24	33.43	201	8	P	H
		5459.92	45.91	-8.09	54	37.47	31.64	10.23	33.43	201	8	A	H
	*	5580	114.46	-	-	105.74	31.76	10.4	33.44	201	8	P	H
	*	5580	107.37	-	-	98.65	31.76	10.4	33.44	201	8	A	H
		5737.595	53.97	-14.23	68.2	44.97	31.95	10.51	33.46	201	8	P	H
		5457.28	51.56	-22.44	74	43.13	31.63	10.23	33.43	100	118	P	V
		5464.96	51.04	-17.16	68.2	42.57	31.66	10.24	33.43	100	118	P	V
		5459.92	43.92	-10.08	54	35.48	31.64	10.23	33.43	100	118	A	V
	*	5580	112.4	-	-	103.68	31.76	10.4	33.44	100	118	P	V
	*	5580	105.71	-	-	96.99	31.76	10.4	33.44	100	118	A	V
		5738.225	51.96	-16.24	68.2	42.96	31.95	10.51	33.46	100	118	P	V

802.11n HT20 CH 140 5700MHz	*	5700	113.26	-	-	104.43	31.8	10.49	33.46	192	8	P	H
	*	5700	106.34	-	-	97.51	31.8	10.49	33.46	192	8	A	H
		5727.4	63.34	-4.86	68.2	54.39	31.91	10.5	33.46	192	8	P	H
	*	5700	110.49	-	-	101.66	31.8	10.49	33.46	196	178	P	V
	*	5700	103.8	-	-	94.97	31.8	10.49	33.46	196	178	A	V
		5727.56	64.49	-3.71	68.2	55.54	31.91	10.5	33.46	196	178	P	V
Remark	1. No other spurious found. 2. All results are PASS against Peak and Average limit line.												

Band 3 - 5470~5725MHz

WIFI 802.11n HT20 (Harmonic @ 3m)

WIFI Ant. 1+2	Note	Frequency (MHz)	Level (dBμV/m)	Over Limit (dB)	Limit Line (dBμV/m)	Read Level (dBμV)	Antenna Factor (dB/m)	Path Loss (dB)	Preamp Factor (dB)	Ant Pos (cm)	Table Pos (deg)	Peak Avg. (P/A)	Pol. (H/V)
802.11n HT20 CH 100 5500MHz		11000	52.85	-21.15	74	60.66	40.2	15.39	63.4	100	157	P	H
		11000	43.92	-10.08	54	51.73	40.2	15.39	63.4	100	157	A	H
		16500	56.48	-11.72	68.2	60.57	39	19.21	62.3	100	0	P	H
		11000	49.79	-24.21	74	57.6	40.2	15.39	63.4	100	0	P	V
		16500	55.7	-12.5	68.2	59.79	39	19.21	62.3	100	0	P	V
802.11n HT20 CH 116 5580MHz		11160	49.76	-24.24	74	57.85	39.82	15.52	63.43	100	0	P	H
		16740	54.33	-13.87	68.2	56.9	40.18	19.41	62.16	100	0	P	H
		11160	52.86	-21.14	74	60.95	39.82	15.52	63.43	100	78	P	V
		11160	43.44	-10.56	54	51.53	39.82	15.52	63.43	100	78	A	V
		16740	53.51	-14.69	68.2	56.08	40.18	19.41	62.16	100	0	P	V
802.11n HT20 CH 140 5700MHz		11400	54.69	-19.31	74	62.55	39.9	15.72	63.48	100	226	P	H
		11400	45.37	-8.63	54	53.23	39.9	15.72	63.48	100	226	A	H
		17100	49.47	-18.73	68.2	51.46	40.1	19.77	61.86	100	0	P	H
		11400	53.07	-20.93	74	60.93	39.9	15.72	63.48	101	19	P	V
		11400	44.51	-9.49	54	52.37	39.9	15.72	63.48	101	19	A	V
		17100	51.33	-16.87	68.2	53.32	40.1	19.77	61.86	100	0	P	V
Remark	1. No other spurious found. 2. All results are PASS against Peak and Average limit line.												

Band 3 - 5470~5725MHz

WIFI 802.11n HT40 (Band Edge @ 3m)

WIFI Ant. 1+2	Note	Frequency (MHz)	Level (dBμV/m)	Over Limit (dB)	Limit Line (dBμV/m)	Read Level (dBμV)	Antenna Factor (dB/m)	Path Loss (dB)	Preamp Factor (dB)	Ant Pos (cm)	Table Pos (deg)	Peak Avg. (P/A)	Pol. (H/V)
802.11n HT40 CH 102 5510MHz		5452.96	55.17	-18.83	74	46.77	31.61	10.22	33.43	207	6	P	H
		5469.76	67.2	-1	68.2	58.7	31.68	10.25	33.43	207	6	P	H
		5459.92	47.54	-6.46	54	39.1	31.64	10.23	33.43	207	6	A	H
	*	5510	105.08	-	-	96.43	31.78	10.3	33.43	207	6	P	H
	*	5510	98.27	-	-	89.62	31.78	10.3	33.43	207	6	A	H
		5750.51	52.26	-15.94	68.2	43.22	32	10.51	33.47	207	6	P	H
		5458.72	55.28	-18.72	74	46.85	31.63	10.23	33.43	100	179	P	V
		5467.84	62.5	-5.7	68.2	54.02	31.67	10.24	33.43	100	179	P	V
		5459.92	45.68	-8.32	54	37.24	31.64	10.23	33.43	100	179	A	V
	*	5510	103.7	-	-	95.05	31.78	10.3	33.43	100	179	P	V
	*	5510	97.05	-	-	88.4	31.78	10.3	33.43	100	179	A	V
		5731.61	51.23	-16.97	68.2	42.26	31.93	10.5	33.46	100	179	P	V
802.11n HT40 CH 110 5550MHz		5456.08	55.57	-18.43	74	47.15	31.62	10.23	33.43	200	0	P	H
		5470	59.86	-8.34	68.2	51.36	31.68	10.25	33.43	200	0	P	H
		5456.8	47.82	-6.18	54	39.39	31.63	10.23	33.43	200	0	A	H
	*	5550	110.68	-	-	102.06	31.7	10.36	33.44	200	0	P	H
	*	5550	103.32	-	-	94.7	31.7	10.36	33.44	200	0	A	H
		5735.075	53.3	-14.9	68.2	44.32	31.94	10.5	33.46	200	0	P	H
		5459.44	54.76	-19.24	74	46.32	31.64	10.23	33.43	111	177	P	V
		5467.36	56.86	-11.34	68.2	48.38	31.67	10.24	33.43	111	177	P	V
		5458	47.26	-6.74	54	38.83	31.63	10.23	33.43	111	177	A	V
	*	5550	109.71	-	-	101.09	31.7	10.36	33.44	111	177	P	V
	*	5550	102.69	-	-	94.07	31.7	10.36	33.44	111	177	A	V
		5725.31	52.42	-15.78	68.2	43.48	31.9	10.5	33.46	111	177	P	V

802.11n HT40 CH 134 5670MHz		5458.15	52.02	-21.98	74	43.59	31.63	10.23	33.43	183	6	P	H
		5463.05	53.29	-14.91	68.2	44.83	31.65	10.24	33.43	183	6	P	H
		5457.1	44.45	-9.55	54	36.02	31.63	10.23	33.43	183	6	A	H
	*	5670	109.94	-	-	101.24	31.68	10.47	33.45	183	6	P	H
	*	5670	102.76	-	-	94.06	31.68	10.47	33.45	183	6	A	H
		5726.15	66.87	-1.33	68.2	57.93	31.9	10.5	33.46	183	6	P	H
		5451.5	52.03	-21.97	74	43.63	31.61	10.22	33.43	100	114	P	V
		5463.05	52.24	-15.96	68.2	43.78	31.65	10.24	33.43	100	114	P	V
		5436.45	43.52	-10.48	54	35.21	31.55	10.2	33.44	100	114	A	V
	*	5670	108.9	-	-	100.2	31.68	10.47	33.45	100	114	P	V
	*	5670	102.08	-	-	93.38	31.68	10.47	33.45	100	114	A	V
		5725	67.02	-1.18	68.2	58.08	31.9	10.5	33.46	100	114	P	V
Remark	1. No other spurious found. 2. All results are PASS against Peak and Average limit line.												

Band 3 - 5470~5725MHz

WIFI 802.11n HT40 (Harmonic @ 3m)

WIFI Ant. 1+2	Note	Frequency (MHz)	Level (dBμV/m)	Over Limit (dB)	Limit Line (dBμV/m)	Read Level (dBμV)	Antenna Factor (dB/m)	Path Loss (dB)	Preamp Factor (dB)	Ant Pos (cm)	Table Pos (deg)	Peak Avg. (P/A)	Pol. (H/V)
802.11n		11020	47.97	-26.03	74	55.81	40.16	15.4	63.4	100	0	P	H
HT40		16530	46.74	-21.46	68.2	50.61	39.18	19.23	62.28	100	0	P	H
CH 102		11020	47.89	-26.11	74	55.73	40.16	15.4	63.4	100	0	P	V
5510MHz		16530	45.51	-22.69	68.2	49.38	39.18	19.23	62.28	100	0	P	V
802.11n		11100	48.19	-25.81	74	56.14	40	15.47	63.42	100	0	P	H
HT40		16650	52.67	-15.53	68.2	55.69	39.85	19.34	62.21	100	0	P	H
CH 110		11100	48.68	-25.32	74	56.63	40	15.47	63.42	100	0	P	V
5550MHz		16650	51.65	-16.55	68.2	54.67	39.85	19.34	62.21	100	0	P	V
802.11n		11340	46.9	-27.1	74	54.92	39.78	15.67	63.47	100	0	P	H
HT40		17010	48.19	-20.01	68.2	49.98	40.55	19.65	61.99	100	0	P	H
CH 134		11340	46.38	-27.62	74	54.4	39.78	15.67	63.47	100	0	P	V
5670MHz		17010	50.09	-18.11	68.2	51.88	40.55	19.65	61.99	100	0	P	V
Remark	1. No other spurious found. 2. All results are PASS against Peak and Average limit line.												

Band 3 - 5470~5725MHz

WIFI 802.11ac VHT80 (Band Edge @ 3m)

WIFI Ant. 1+2	Note	Frequency (MHz)	Level (dBμV/m)	Over Limit (dB)	Limit Line (dBμV/m)	Read Level (dBμV)	Antenna Factor (dB/m)	Path Loss (dB)	Preamp Factor (dB)	Ant Pos (cm)	Table Pos (deg)	Peak Avg. (P/A)	Pol. (H/V)
802.11ac VHT80 CH 106 5530MHz		5457.52	56.75	-17.25	74	48.32	31.63	10.23	33.43	302	299	P	H
		5464.96	59.2	-9	68.2	50.73	31.66	10.24	33.43	302	299	P	H
		5459.2	51.66	-2.34	54	43.22	31.64	10.23	33.43	302	299	P	H
	*	5530	99.96	-	-	91.32	31.74	10.33	33.43	302	299	P	H
	*	5530	93.6	-	-	84.96	31.74	10.33	33.43	302	299	A	H
		5763.74	50.73	-17.47	68.2	41.65	32.03	10.52	33.47	302	299	P	H
		5459.2	58.98	-15.02	74	50.54	31.64	10.23	33.43	117	179	P	V
		5469.04	60.35	-7.85	68.2	51.85	31.68	10.25	33.43	117	179	P	V
		5458.96	53.48	-0.52	54	45.04	31.64	10.23	33.43	117	179	A	V
	*	5530	99.29	-	-	90.65	31.74	10.33	33.43	117	179	P	V
	*	5530	93.48	-	-	84.84	31.74	10.33	33.43	117	179	A	V
		5745.785	52.49	-15.71	68.2	43.46	31.98	10.51	33.46	117	179	P	V
802.11ac VHT80 CH 122 5610MHz		5442.64	54.27	-19.73	74	45.93	31.57	10.21	33.44	306	297	P	H
		5469.04	55.54	-12.66	68.2	47.04	31.68	10.25	33.43	306	297	P	H
		5458.48	49.08	-4.92	54	40.65	31.63	10.23	33.43	306	297	A	H
	*	5610	106.15	-	-	97.4	31.76	10.44	33.45	306	297	P	H
	*	5610	99.28	-	-	90.53	31.76	10.44	33.45	306	297	A	H
		5730.665	56.65	-11.55	68.2	47.69	31.92	10.5	33.46	306	297	P	H
		5447.92	52.71	-21.29	74	44.34	31.59	10.22	33.44	100	112	P	V
		5467.84	53.09	-15.11	68.2	44.61	31.67	10.24	33.43	100	112	P	V
		5458.72	46.98	-7.02	54	38.55	31.63	10.23	33.43	100	112	A	V
	*	5610	106.25	-	-	97.5	31.76	10.44	33.45	100	112	P	V
	*	5610	99.33	-	-	90.58	31.76	10.44	33.45	100	112	A	V
		5725.94	59.68	-8.52	68.2	50.74	31.9	10.5	33.46	100	112	P	V
Remark	1. No other spurious found. 2. All results are PASS against Peak and Average limit line.												

Band 3 5470~5725MHz

WIFI 802.11ac VHT80 (Harmonic @ 3m)

WIFI Ant. 1+2	Note	Frequency (MHz)	Level (dBμV/m)	Over Limit (dB)	Limit Line (dBμV/m)	Read Level (dBμV)	Antenna Factor (dB/m)	Path Loss (dB)	Preamp Factor (dB)	Ant Pos (cm)	Table Pos (deg)	Peak Avg. (P/A)	Pol. (H/V)
802.11ac		11060	46.74	-27.26	74	54.64	40.08	15.43	63.41	100	0	P	H
VHT80		16590	46.47	-21.73	68.2	49.9	39.54	19.28	62.25	100	0	P	H
CH 106		11060	46.08	-27.92	74	53.98	40.08	15.43	63.41	100	0	P	V
5530MHz		16590	46.31	-21.89	68.2	49.74	39.54	19.28	62.25	100	0	P	V
802.11ac		11220	47.18	-26.82	74	55.35	39.7	15.57	63.44	100	0	P	H
VHT80		16830	47.69	-20.51	68.2	49.97	40.33	19.49	62.1	100	0	P	H
CH 122		11220	46.2	-27.8	74	54.37	39.7	15.57	63.44	100	0	P	V
5610MHz		16830	48.94	-19.26	68.2	51.22	40.33	19.49	62.1	100	0	P	V
Remark	1. No other spurious found. 2. All results are PASS against Peak and Average limit line.												

Band 3 - Straddle Channel

WIFI 802.11a (Band Edge @ 3m)

WIFI Ant. 1+2	Note	Frequency (MHz)	Level (dBμV/m)	Over Limit (dB)	Limit Line (dBμV/m)	Read Level (dBμV)	Antenna Factor (dB/m)	Path Loss (dB)	Preamp Factor (dB)	Ant Pos (cm)	Table Pos (deg)	Peak Avg. (P/A)	Pol. (H/V)
802.11a CH 144 5720MHz		5449.06	51.08	-22.92	74	42.7	31.6	10.22	33.44	204	2	P	H
		5469.34	51.23	-16.97	68.2	42.73	31.68	10.25	33.43	204	2	P	H
		5453.35	43.15	-10.85	54	34.75	31.61	10.22	33.43	204	2	A	H
	*	5720	113.9	-	-	104.98	31.88	10.5	33.46	204	2	P	H
	*	5720	106.54	-	-	97.62	31.88	10.5	33.46	204	2	A	H
		5878	52.28	-15.92	68.2	42.89	32.26	10.61	33.48	204	2	P	H
		5413.96	49.85	-24.15	74	41.66	31.46	10.17	33.44	100	115	P	V
		5461.54	49.94	-18.26	68.2	41.48	31.65	10.24	33.43	100	115	P	V
		5459.2	42.44	-11.56	54	34	31.64	10.23	33.43	100	115	A	V
	*	5720	114.37	-	-	105.45	31.88	10.5	33.46	100	115	P	V
	*	5720	107.42	-	-	98.5	31.88	10.5	33.46	100	115	A	V
		5945.5	52.15	-16.05	68.2	42.49	32.48	10.67	33.49	100	115	P	V
Remark	1. No other spurious found. 2. All results are PASS against Peak and Average limit line.												

Band 3 - Straddle Channel

WIFI 802.11a (Harmonic @ 3m)

WIFI Ant. 1+2	Note	Frequency (MHz)	Level (dBµV/m)	Over Limit (dB)	Limit Line (dBµV/m)	Read Level (dBµV)	Antenna Factor (dB/m)	Path Loss (dB)	Preamp Factor (dB)	Ant Pos (cm)	Table Pos (deg)	Peak Avg. (P/A)	Pol. (H/V)
802.11a CH 144 5720MHz		11440	49.98	-24.02	74	57.78	39.94	15.75	63.49	100	0	P	H
		17160	57.73	-10.47	68.2	59.2	40.46	19.85	61.78	100	0	P	H
		11440	52.09	-21.91	74	59.89	39.94	15.75	63.49	128	20	P	V
		11440	43.63	-10.37	54	51.43	39.94	15.75	63.49	128	20	A	V
		17160	56	-12.2	68.2	57.47	40.46	19.85	61.78	100	0	P	V
Remark	1. No other spurious found. 2. All results are PASS against Peak and Average limit line.												

Band 3 - Straddle Channel

WIFI 802.11n HT20 (Band Edge @ 3m)

WIFI Ant. 1+2	Note	Frequency (MHz)	Level (dBµV/m)	Over Limit (dB)	Limit Line (dBµV/m)	Read Level (dBµV)	Antenna Factor (dB/m)	Path Loss (dB)	Preamp Factor (dB)	Ant Pos (cm)	Table Pos (deg)	Peak Avg. (P/A)	Pol. (H/V)
802.11n HT20 CH 144 5720MHz		5457.64	51.16	-22.84	74	42.73	31.63	10.23	33.43	204	0	P	H
		5468.56	51.72	-16.48	68.2	43.23	31.67	10.25	33.43	204	0	P	H
		5459.2	43.76	-10.24	54	35.32	31.64	10.23	33.43	204	0	A	H
	*	5720	113.16	-	-	104.24	31.88	10.5	33.46	204	0	P	H
	*	5720	106.32	-	-	97.4	31.88	10.5	33.46	204	0	A	H
		5865.5	53.22	-14.98	68.2	43.87	32.23	10.6	33.48	204	0	P	H
		5414.74	51.12	-22.88	74	42.93	31.46	10.17	33.44	100	111	P	V
		5470	49.58	-18.62	68.2	41.08	31.68	10.25	33.43	100	111	P	V
		5456.86	42.71	-11.29	54	34.28	31.63	10.23	33.43	100	111	A	V
	*	5720	112.93	-	-	104.01	31.88	10.5	33.46	100	111	P	V
	*	5720	106.16	-	-	97.24	31.88	10.5	33.46	100	111	A	V
		5866.75	52.29	-15.91	68.2	42.94	32.23	10.6	33.48	100	111	P	V
Remark	1. No other spurious found. 2. All results are PASS against Peak and Average limit line.												

Band 3 - Straddle Channel

WIFI 802.11n HT20 (Harmonic @ 3m)

WIFI Ant. 1+2	Note	Frequency (MHz)	Level (dBμV/m)	Over Limit (dB)	Limit Line (dBμV/m)	Read Level (dBμV)	Antenna Factor (dB/m)	Path Loss (dB)	Preamp Factor (dB)	Ant Pos (cm)	Table Pos (deg)	Peak Avg. (P/A)	Pol. (H/V)
802.11n HT20 CH 144 5720MHz		11440	49.72	-24.28	74	57.52	39.94	15.75	63.49	100	0	P	H
		17160	51.53	-16.67	68.2	53	40.46	19.85	61.78	100	0	P	H
		11440	52.18	-21.82	74	59.98	39.94	15.75	63.49	100	18	P	V
		11440	42.27	-11.73	54	50.07	39.94	15.75	63.49	100	18	A	V
		17160	53.61	-14.59	68.2	55.08	40.46	19.85	61.78	100	0	P	V
Remark	1. No other spurious found. 2. All results are PASS against Peak and Average limit line.												

Band 3 - Straddle Channel

WIFI 802.11n HT40 (Band Edge @ 3m)

WIFI Ant. 1+2	Note	Frequency (MHz)	Level (dBμV/m)	Over Limit (dB)	Limit Line (dBμV/m)	Read Level (dBμV)	Antenna Factor (dB/m)	Path Loss (dB)	Preamp Factor (dB)	Ant Pos (cm)	Table Pos (deg)	Peak Avg. (P/A)	Pol. (H/V)
802.11n HT40 CH 142 5710MHz		5449.45	52.19	-21.81	74	43.81	31.6	10.22	33.44	193	7	P	H
		5466.61	51.3	-16.9	68.2	42.82	31.67	10.24	33.43	193	7	P	H
		5458.03	44.23	-9.77	54	35.8	31.63	10.23	33.43	193	7	A	H
	*	5710	109.46	-	-	100.59	31.84	10.49	33.46	193	7	P	H
	*	5710	102.53	-	-	93.66	31.84	10.49	33.46	193	7	A	H
		5850.75	54.62	-13.58	68.2	45.31	32.2	10.59	33.48	193	7	P	H
		5447.11	51.01	-22.99	74	42.64	31.59	10.22	33.44	105	108	P	V
		5463.88	51.9	-16.3	68.2	43.43	31.66	10.24	33.43	105	108	P	V
		5458.03	42.97	-11.03	54	34.54	31.63	10.23	33.43	105	108	A	V
	*	5710	109.49	-	-	100.62	31.84	10.49	33.46	105	108	P	V
	*	5710	102.59	-	-	93.72	31.84	10.49	33.46	105	108	A	V
		5944.25	51.89	-16.31	68.2	42.23	32.48	10.67	33.49	105	108	P	V
Remark	1. No other spurious found. 2. All results are PASS against Peak and Average limit line.												

Band 3 - Straddle Channel

WIFI 802.11n HT40 (Harmonic @ 3m)

WIFI Ant. 1+2	Note	Frequency (MHz)	Level (dBμV/m)	Over Limit (dB)	Limit Line (dBμV/m)	Read Level (dBμV)	Antenna Factor (dB/m)	Path Loss (dB)	Preamp Factor (dB)	Ant Pos (cm)	Table Pos (deg)	Peak Avg. (P/A)	Pol. (H/V)
802.11n		11420	47.16	-26.84	74	54.98	39.92	15.74	63.48	100	0	P	H
HT40		17130	48.25	-19.95	68.2	49.98	40.28	19.81	61.82	100	0	P	H
CH 142		11420	47.16	-26.84	74	54.98	39.92	15.74	63.48	100	0	P	V
5710MHz		17130	48.47	-19.73	68.2	50.2	40.28	19.81	61.82	100	0	P	V
Remark	1. No other spurious found. 2. All results are PASS against Peak and Average limit line.												

Band 3 - Straddle Channel

WIFI 802.11ac VHT80 (Band Edge @ 3m)

WIFI Ant. 1+2	Note	Frequency (MHz)	Level (dBµV/m)	Over Limit (dB)	Limit Line (dBµV/m)	Read Level (dBµV)	Antenna Factor (dB/m)	Path Loss (dB)	Preamp Factor (dB)	Ant Pos (cm)	Table Pos (deg)	Peak Avg. (P/A)	Pol. (H/V)
802.11ac VHT80 CH 138 5690MHz		5448.28	51.29	-22.71	74	42.92	31.59	10.22	33.44	298	299	P	H
		5467.78	52.51	-15.69	68.2	44.03	31.67	10.24	33.43	298	299	P	H
		5441.65	45	-9	54	36.66	31.57	10.21	33.44	298	299	A	H
	*	5690	105.86	-	-	97.08	31.76	10.48	33.46	298	299	P	H
	*	5690	99.62	-	-	90.84	31.76	10.48	33.46	298	299	A	H
		5932.25	52.29	-15.91	68.2	42.69	32.43	10.66	33.49	298	299	P	H
		5408.89	50.28	-23.72	74	42.12	31.44	10.16	33.44	100	110	P	V
		5465.83	49.85	-18.35	68.2	41.38	31.66	10.24	33.43	100	110	P	V
		5438.53	44.62	-9.38	54	36.31	31.55	10.2	33.44	100	110	A	V
	*	5690	107.17	-	-	98.39	31.76	10.48	33.46	100	110	P	V
	*	5690	100.98	-	-	92.2	31.76	10.48	33.46	100	110	A	V
		5852	53.32	-14.88	68.2	44.01	32.2	10.59	33.48	100	110	P	V
Remark	1. No other spurious found. 2. All results are PASS against Peak and Average limit line.												

Band 3 - Straddle Channel

WIFI 802.11ac VHT80 (Harmonic @ 3m)

WIFI Ant. 1+2	Note	Frequency (MHz)	Level (dBμV/m)	Over Limit (dB)	Limit Line (dBμV/m)	Read Level (dBμV)	Antenna Factor (dB/m)	Path Loss (dB)	Preamp Factor (dB)	Ant Pos (cm)	Table Pos (deg)	Peak Avg. (P/A)	Pol. (H/V)
802.11ac		11380	47.75	-26.25	74	55.67	39.86	15.7	63.48	100	0	P	H
VHT80		17070	49.13	-19.07	68.2	51.04	40.25	19.74	61.9	100	0	P	H
CH 138		11380	47.25	-26.75	74	55.17	39.86	15.7	63.48	100	0	P	V
5690MHz		17070	48.23	-19.97	68.2	50.14	40.25	19.74	61.9	100	0	P	V
Remark	1. No other spurious found. 2. All results are PASS against Peak and Average limit line.												

Emission below 1GHz

WIFI 802.11ac VHT80 (LF @ 3m)

WIFI Ant. 1+2	Note	Frequency (MHz)	Level (dBμV/m)	Over Limit (dB)	Limit Line (dBμV/m)	Read Level (dBμV)	Antenna Factor (dB/m)	Path Loss (dB)	Preamp Factor (dB)	Ant Pos (cm)	Table Pos (deg)	Peak Avg. (P/A)	Pol. (H/V)
802. 11ac VHT80 LF		30.97	25.75	-14.25	40	31.09	24.01	0.85	30.2	-	-	P	H
		171.62	32.13	-11.37	43.5	45.2	15.44	1.84	30.35	-	-	P	H
		270.56	31.19	-14.81	46	40.42	18.72	2.24	30.19	-	-	P	H
		737.13	33.43	-12.57	46	31	27.86	4	29.43	-	-	P	H
		862.26	34.68	-11.32	46	30.42	29.06	4.4	29.2	-	-	P	H
		959.26	36.63	-9.37	46	30.06	30.84	4.7	28.97	100	0	P	H
		30	30.32	-9.68	40	35.35	24.31	0.84	30.18	100	0	P	V
		171.62	28.1	-15.4	43.5	41.17	15.44	1.84	30.35	-	-	P	V
		221.09	30.64	-15.36	46	43.6	15.28	2.04	30.28	-	-	P	V
		745.86	34.05	-11.95	46	31.38	28.04	4.04	29.41	-	-	P	V
		906.88	34.64	-11.36	46	30.14	29.09	4.53	29.12	-	-	P	V
		954.41	36.2	-9.8	46	29.74	30.77	4.67	28.98	-	-	P	V
Remark	1. No other spurious found. 2. All results are PASS against limit line.												

Note symbol

*	**Fundamental Frequency** which can be ignored. However, the level of any unwanted emissions shall not exceed the level of the fundamental frequency.
!	Test result is **over limit** line.
P/A	**P**eak or **A**verage
H/V	**H**orizontal or **V**ertical

A calculation example for radiated spurious emission is shown as below:

WIFI	Note	Frequency	Level	Over	Limit	Read	Antenna	Cable	Preamp	Ant	Table	Peak	Pol.
Ant.				Limit	Line	Level	Factor	Loss	Factor	Pos	Pos	Avg.	
1		(MHz)	(dBμV/m)	(dB)	(dBμV/m)	(dBμV)	(dB/m)	(dB)	(dB)	(cm)	(deg)	(P/A)	(H/V)
802.11b CH 01 2412MHz		2390	55.45	-18.55	74	54.51	32.22	4.58	35.86	103	308	P	H
		2390	43.54	-10.46	54	42.6	32.22	4.58	35.86	103	308	A	H

1. Level(dBμV/m) =

Antenna Factor(dB/m) + Cable Loss(dB) + Read Level(dBμV) - Preamp Factor(dB)

2. Over Limit(dB) = Level(dBμV/m) – Limit Line(dBμV/m)

For Peak Limit @ 2390MHz:

1. Level(dBμV/m)

= Antenna Factor(dB/m) + Cable Loss(dB) + Read Level(dBμV) - Preamp Factor(dB)

= 32.22(dB/m) + 4.58(dB) + 54.51(dBμV) – 35.86 (dB)

= 55.45 (dBμV/m)

2. Over Limit(dB)

= Level(dBμV/m) – Limit Line(dBμV/m)

= 55.45(dBμV/m) – 74(dBμV/m)

= -18.55(dB)

For Average Limit @ 2390MHz:

1. Level(dBμV/m)

= Antenna Factor(dB/m) + Cable Loss(dB) + Read Level(dBμV) - Preamp Factor(dB)

= 32.22(dB/m) + 4.58(dB) + 42.6(dBμV) – 35.86 (dB)

= 43.54 (dBμV/m)

2. Over Limit(dB)

= Level(dBμV/m) – Limit Line(dBμV/m)

= 43.54(dBμV/m) – 54(dBμV/m)

= -10.46(dB)

Both peak and average measured complies with the limit line, so test result is “PASS”.

Appendix C. Radiated Spurious Emission

Test Engineer :	Jack Cheng , Lance Chiang and Chuan Chu	**Temperature :**	19.2~26.8°C
		Relative Humidity :	53.5~69%

Note symbol

-L	**Low channel location**
-R	**High channel location**

Band 2 - 5250~5350MHz

WIFI 802.11a (Band Edge @ 3m)

WIFI	Band 2 5250~5350MHz Band Edge @ 3m	
ANT	802.11a CH52 5260MHz - L	
1	Horizontal	Fundamental
Peak	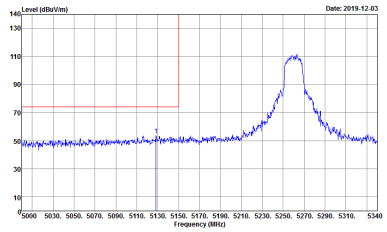 Site : 03CH12-HY Condition : PEAK_BE_74 3m HORN_9120D_1328 HORIZONTAL : RBW:1000.000KHz VBW:3000.000KHz SWT:Auto Detector : Peak Project : 830922-09	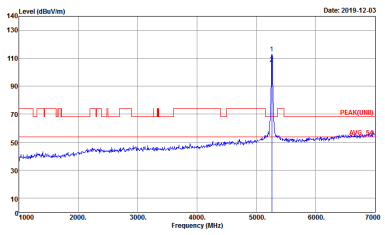 Site : 03CH12-HY Condition : PEAK(UNII) 3m HORN_9120D_1328 HORIZONTAL : RBW:1000.000KHz VBW:3000.000KHz SWT:Auto Detector : Peak Project : 830922-09
Avg.	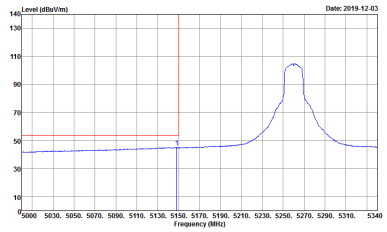 Site : 03CH12-HY Condition : AV6_BE_54 3m HORN_9120D_1328 HORIZONTAL : RBW:1000.000KHz VBW:1.000KHz SWT:Auto Detector : Peak Project : 830922-09	Left blank

WIFI	Band 2 5250~5350MHz Band Edge @ 3m	
ANT	802.11a CH52 5260MHz - R	
1	Horizontal	Fundamental
Peak	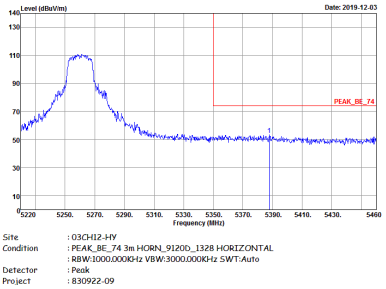	Left blank
Avg.	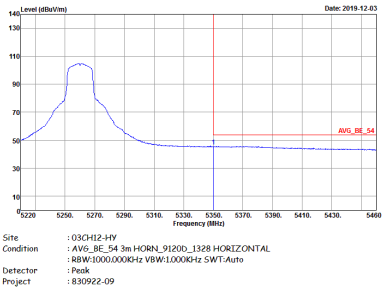	Left blank

WIFI	Band 2 5250~5350MHz Band Edge @ 3m	
ANT	802.11a CH52 5260MHz - L	
1	Vertical	Fundamental
Peak	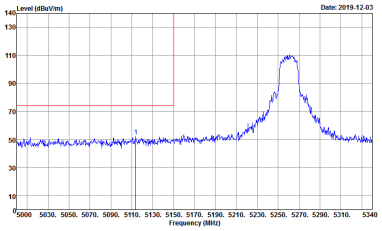 Site : 03CH12-HY Condition : PEAK_BE_74 3m HORN_9120D_1328 VERTICAL : RBW:1000.000KHz VBW:3000.000KHz SWT:Auto Detector : Peak Project : 830922-09	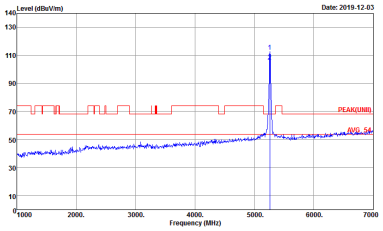 Site : 03CH12-HY Condition : PEAK(UNII) 3m HORN_9120D_1328 VERTICAL : RBW:1000.000KHz VBW:3000.000KHz SWT:Auto Detector : Peak Project : 830922-09
Avg.	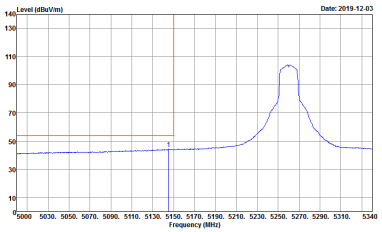 Site : 03CH12-HY Condition : AVG_BE_54 3m HORN_9120D_1328 VERTICAL : RBW:1000.000KHz VBW:1.000KHz SWT:Auto Detector : Peak Project : 830922-09	Left blank

WIFI	Band 2 5250~5350MHz Band Edge @ 3m	
ANT	802.11a CH52 5260MHz - R	
1	Vertical	Fundamental
Peak	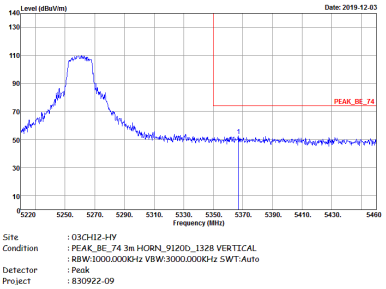	Left blank
Avg.	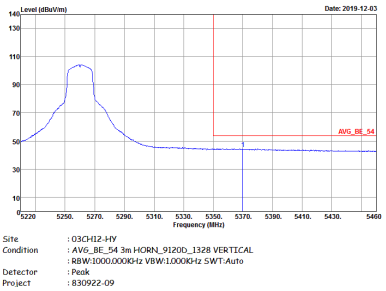	Left blank

WIFI	Band 2 5250~5350MHz Band Edge @ 3m	
ANT	802.11a CH60 5300MHz - L	
1	Horizontal	Fundamental
Peak	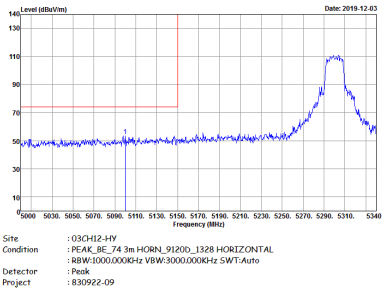	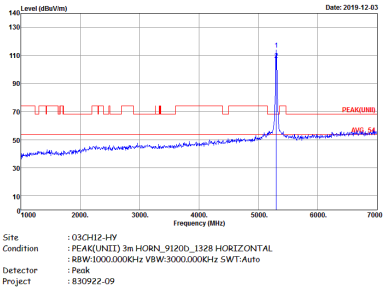
Avg.	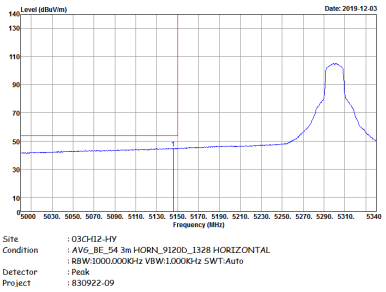	Left blank

WIFI	Band 2 5250~5350MHz Band Edge @ 3m	
ANT	802.11a CH60 5300MHz - R	
1	Horizontal	Fundamental
Peak	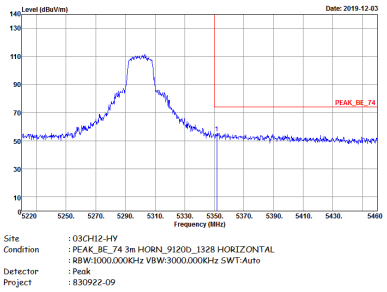	Left blank
Avg.	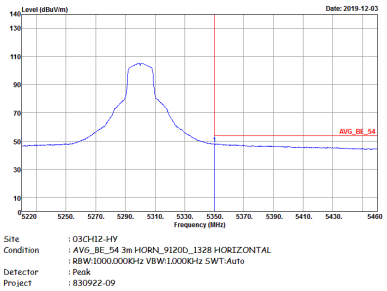	Left blank

WIFI	Band 2 5250~5350MHz Band Edge @ 3m	
ANT	802.11a CH60 5300MHz - L	
1	Vertical	Fundamental
Peak	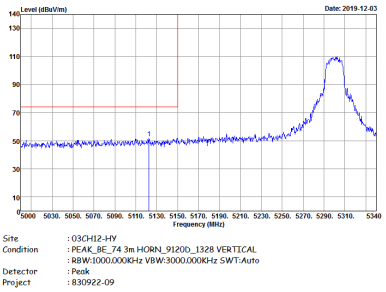	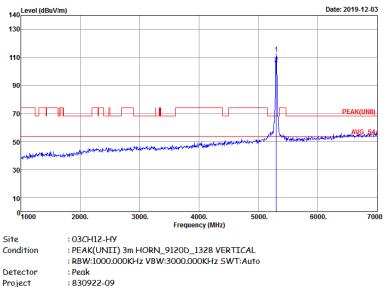
Avg.	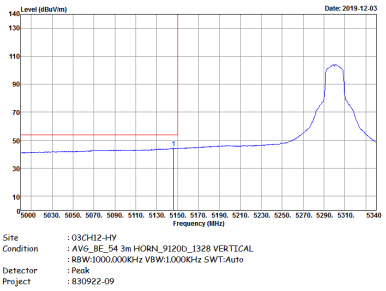	Left blank

WIFI	Band 2 5250~5350MHz Band Edge @ 3m	
ANT	802.11a CH60 5300MHz - R	
1	Vertical	Fundamental
Peak	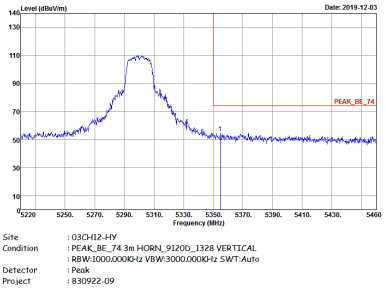	Left blank
Avg.	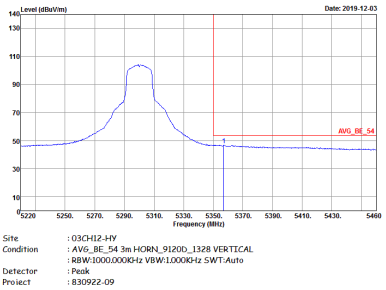	Left blank

WIFI	Band 2 5250~5350MHz Band Edge @ 3m	
ANT	802.11a CH64 5320MHz	
1	Horizontal	Fundamental
Peak	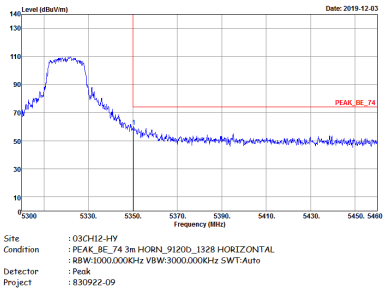	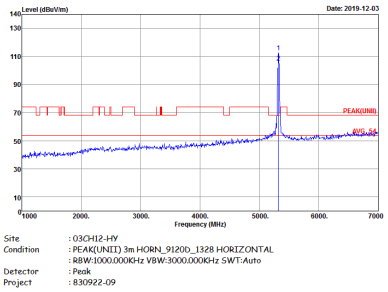
Avg.	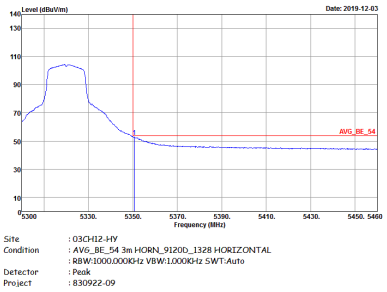	Left blank

WIFI	Band 2 5250~5350MHz Band Edge @ 3m	
ANT	802.11a CH64 5320MHz	
1	Vertical	Fundamental
Peak	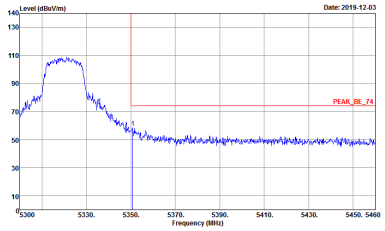 Site : 03CH12-HY Condition : PEAK_BE_74 3m HORN_9120D_1328 VERTICAL : RBW:1000.000KHz VBW:3000.000KHz SWT:Auto Detector : Peak Project : 830922-09	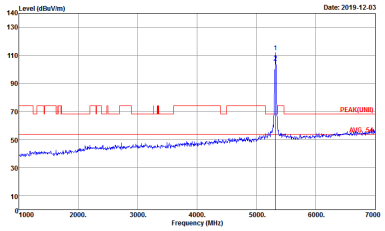 Site : 03CH12-HY Condition : PEAK(UNII) 3m HORN_9120D_1328 VERTICAL : RBW:1000.000KHz VBW:3000.000KHz SWT:Auto Detector : Peak Project : 830922-09
Avg.	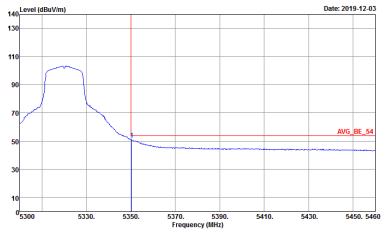 Site : 03CH12-HY Condition : AV6_BE_54 3m HORN_9120D_1328 VERTICAL : RBW:1000.000KHz VBW:1.000KHz SWT:Auto Detector : Peak Project : 830922-09	Left blank

Band 2 5250~5350MHz

WIFI 802.11n HT20 (Band Edge @ 3m)

WIFI	Band 2 5250~5350MHz Band Edge @ 3m	
ANT	802.11n HT20 CH52 5260MHz - L	
1	Horizontal	Fundamental
Peak	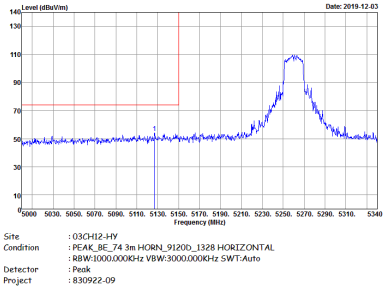	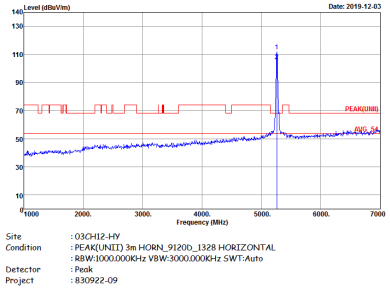
Avg.	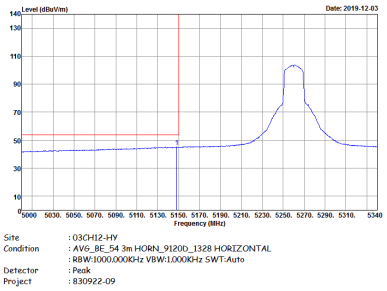	Left blank

WIFI	Band 2 5250~5350MHz Band Edge @ 3m	
ANT	802.11n HT20 CH52 5260MHz - R	
1	Horizontal	Fundamental
Peak	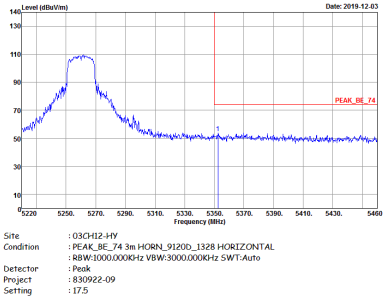	Left blank
Avg.	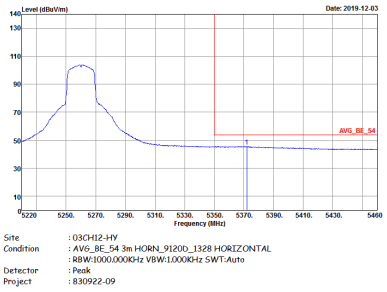	Left blank

WIFI	Band 2 5250~5350MHz Band Edge @ 3m	
ANT	802.11n HT20 CH52 5260MHz - L	
1	Vertical	Fundamental
Peak	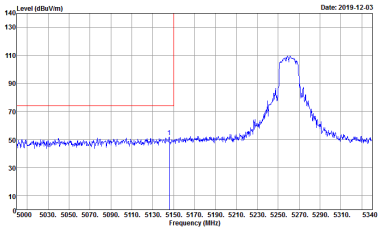	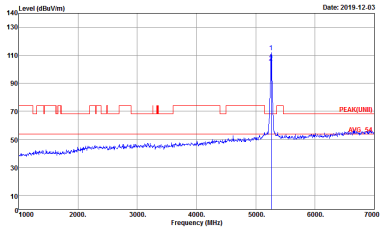
Avg.	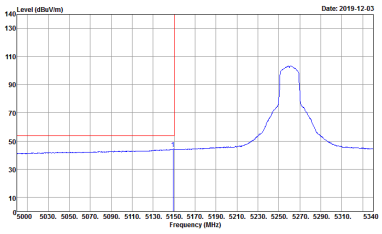	Left blank

WIFI	Band 2 5250~5350MHz Band Edge @ 3m	
ANT	802.11n HT20 CH52 5260MHz - R	
1	Vertical	Fundamental
Peak	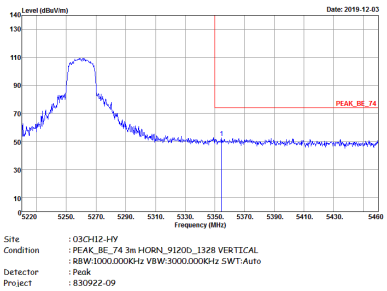	Left blank
Avg.	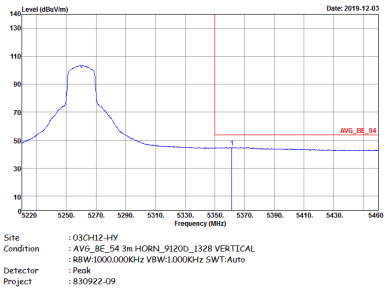	Left blank

WIFI	Band 2 5250~5350MHz Band Edge @ 3m	
ANT	802.11n HT20 CH60 5300MHz - L	
1	Horizontal	Fundamental
Peak	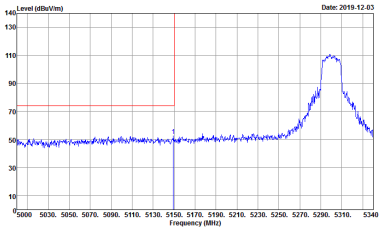 Site : 03CH12-HY Condition : PEAK_BE_74 3m HORN_9120D_1328 HORIZONTAL : RBW:1000.000KHz VBW:3000.000KHz SWT:Auto Detector : Peak Project : 830922-09	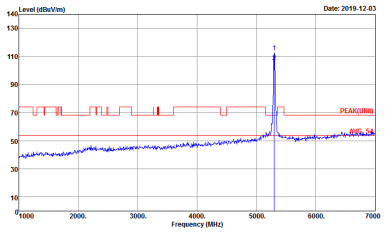 Site : 03CH12-HY Condition : PEAK(UNII) 3m HORN_9120D_1328 HORIZONTAL : RBW:1000.000KHz VBW:3000.000KHz SWT:Auto Detector : Peak Project : 830922-09
Avg.	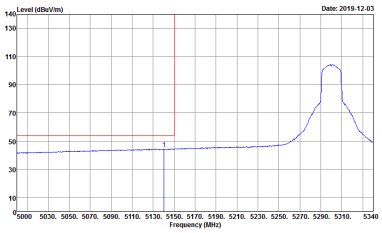 Site : 03CH12-HY Condition : AV6_BE_54 3m HORN_9120D_1328 HORIZONTAL : RBW:1000.000KHz VBW:1.000KHz SWT:Auto Detector : Peak Project : 830922-09	Left blank

WIFI	Band 2 5250~5350MHz Band Edge @ 3m	
ANT	802.11n HT20 CH60 5300MHz - R	
1	Horizontal	Vertical
Peak	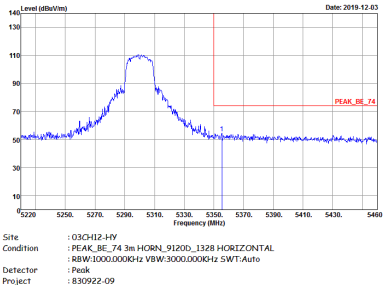	Left blank
Avg.	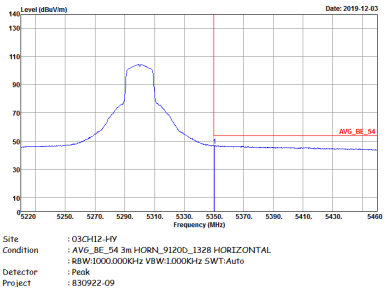	Left blank

WIFI	Band 2 5250~5350MHz Band Edge @ 3m	
ANT	802.11n HT20 CH60 5300MHz - L	
1	Vertical	Fundamental
Peak	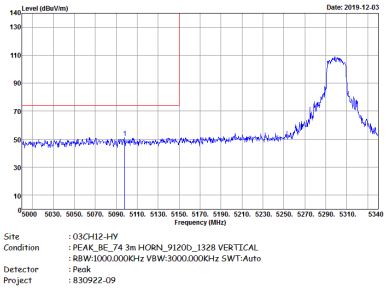	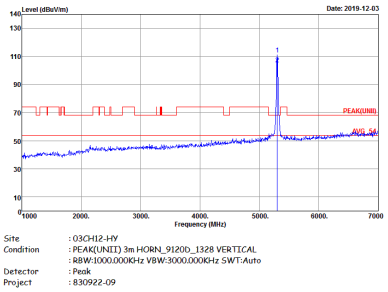
Avg.	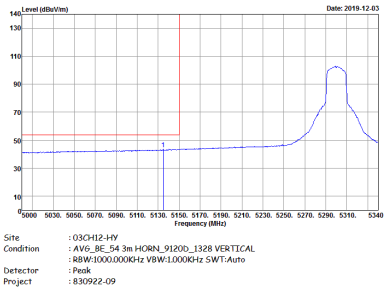	Left blank

WIFI	Band 2 5250~5350MHz Band Edge @ 3m	
ANT	802.11n HT20 CH60 5300MHz - R	
1	Vertical	Fundamental
Peak	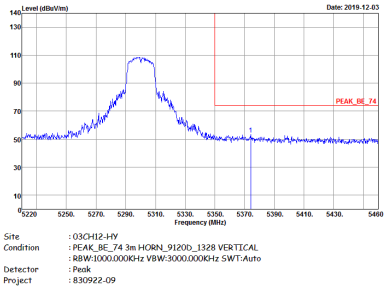	Left blank
Avg.	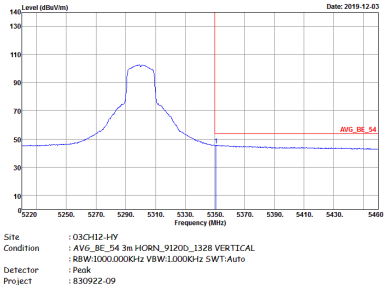	Left blank

WIFI	Band 2 5250~5350MHz Band Edge @ 3m	
ANT	802.11n HT20 CH64 5320MHz	
1	Horizontal	Fundamental
Peak	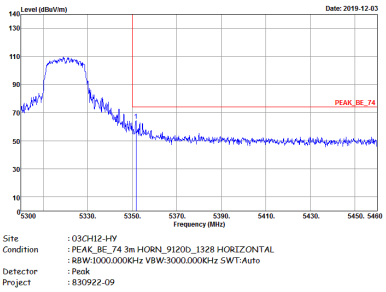	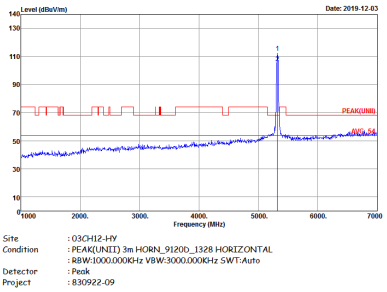
Avg.	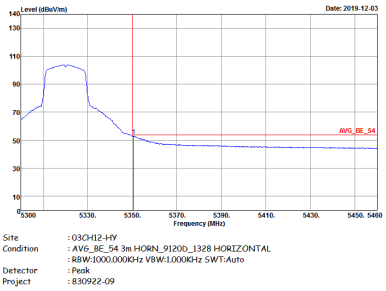	Left blank

WIFI	Band 2 5250~5350MHz Band Edge @ 3m	
ANT	802.11n HT20 CH64 5320MHz	
1	Vertical	Fundamental
Peak	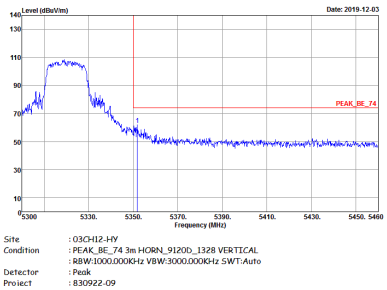	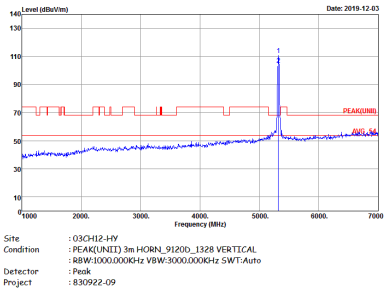
Avg.	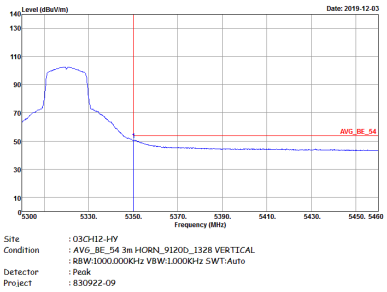	Left blank

Band 2 5250~5350MHz

WIFI 802.11n HT40 (Band Edge @ 3m)

WIFI	Band 2 5250~5350MHz Band Edge @ 3m	
ANT	802.11n HT40 CH54 5270 - L	
1	Horizontal	Fundamental
Peak	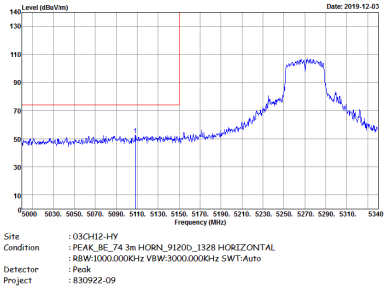	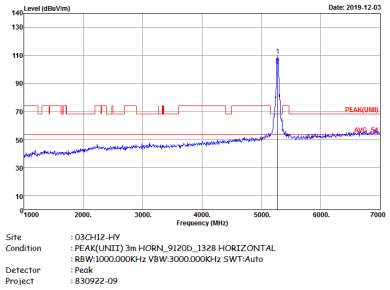
Avg.	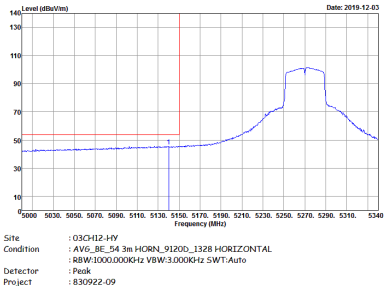	Left blank

WIFI	Band 2 5250~5350MHz Band Edge @ 3m	
ANT	802.11n HT40 CH54 5270 - R	
1	Horizontal	Fundamental
Peak	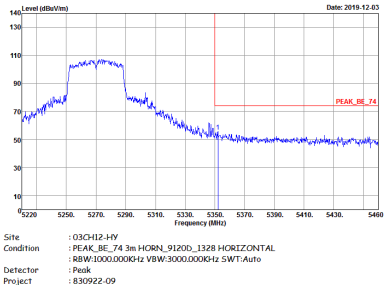	Left blank
Avg.	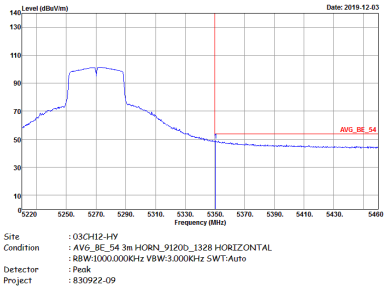	Left blank

WIFI	Band 2 5250~5350MHz Band Edge @ 3m	
ANT	802.11n HT40 CH54 5270 - L	
1	Vertical	Vertical
Peak	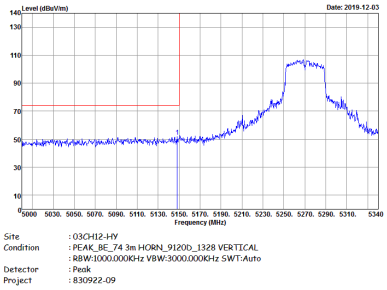	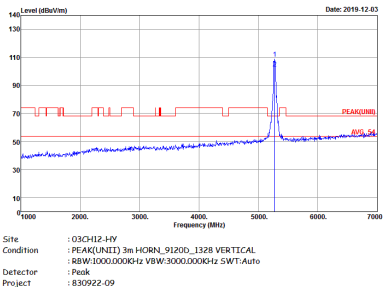
Avg.	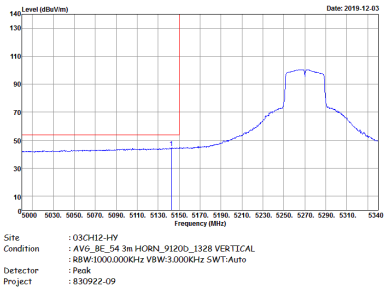	Left blank

WIFI	Band 2 5250~5350MHz Band Edge @ 3m	
ANT	802.11n HT40 CH54 5270 - R	
1	Vertical	Vertical
Peak	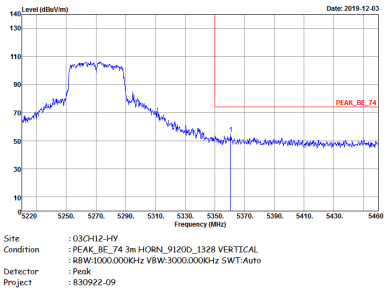	Left blank
Avg.	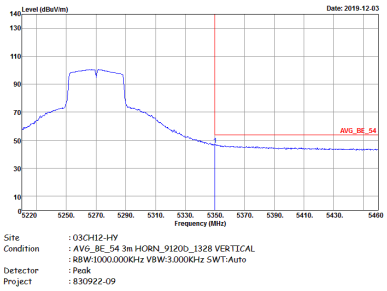	Left blank

WIFI	Band 2 5250~5350MHz Band Edge @ 3m	
ANT	802.11n HT40 CH62 5310 - L	
1	Horizontal	Fundamental
Peak	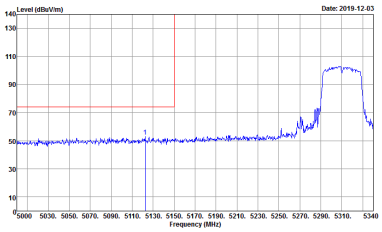 Site : 03CH12-HY Condition : PEAK_BE_74 3m HORN_9120D_1328 HORIZONTAL : RBW:1000.000KHz VBW:3000.000KHz SWT:Auto Detector : Peak Project : 830922-09	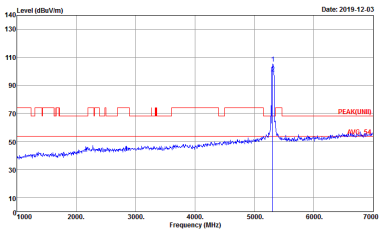 Site : 03CH12-HY Condition : PEAK(UNII) 3m HORN_9120D_1328 HORIZONTAL : RBW:1000.000KHz VBW:3000.000KHz SWT:Auto Detector : Peak Project : 830922-09
Avg.	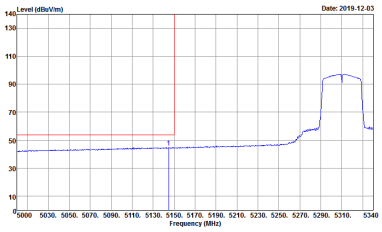 Site : 03CH12-HY Condition : AV6_BE_54 3m HORN_9120D_1328 HORIZONTAL : RBW:1000.000KHz VBW:3.000KHz SWT:Auto Detector : Peak Project : 830922-09	Left blank

WIFI	Band 2 5250~5350MHz Band Edge @ 3m	
ANT	802.11n HT40 CH62 5310 - R	
1	Horizontal	Fundamental
Peak	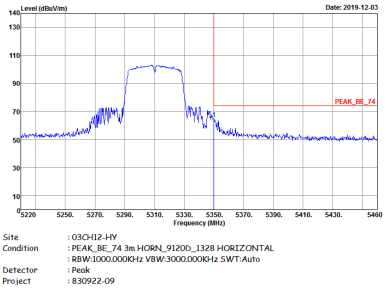	Left blank
Avg.	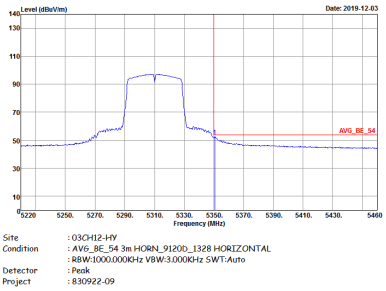	Left blank

WIFI	Band 2 5250~5350MHz Band Edge @ 3m	
ANT	802.11n HT40 CH62 5310 - L	
1	Vertical	Fundamental
Peak	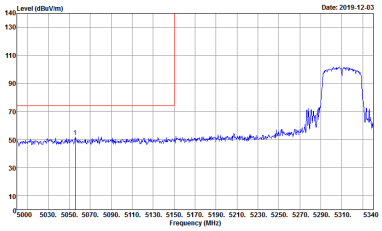 Site : 03CH12-HY Condition : PEAK_BE_74 3m HORN_9120D_1328 VERTICAL : RBW:1000.000KHz VBW:3000.000KHz SWT:Auto Detector : Peak Project : 830922-09	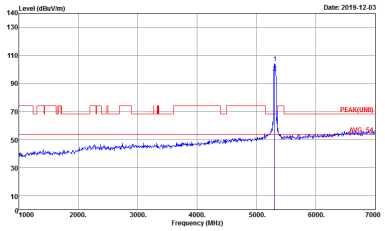 Site : 03CH12-HY Condition : PEAK(UNII) 3m HORN_9120D_1328 VERTICAL : RBW:1000.000KHz VBW:3000.000KHz SWT:Auto Detector : Peak Project : 830922-09
Avg.	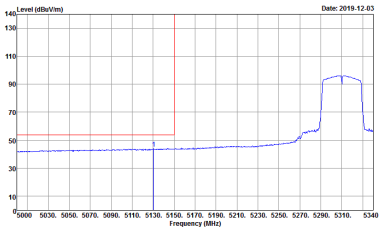 Site : 03CH12-HY Condition : AVG_BE_54 3m HORN_9120D_1328 VERTICAL : RBW:1000.000KHz VBW:3.000KHz SWT:Auto Detector : Peak Project : 830922-09	Left blank

WIFI	Band 2 5250~5350MHz Band Edge @ 3m	
ANT	802.11n HT40 CH62 5310 - R	
1	Vertical	Fundamental
Peak	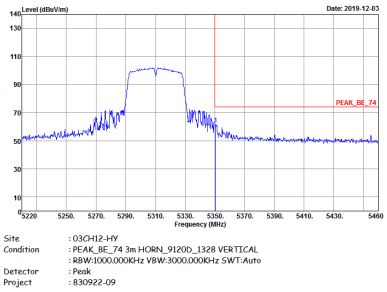	Left blank
Avg.	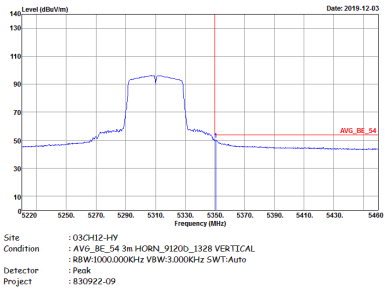	Left blank

Band 2 5250~5350MHz

WIFI 802.11ac VHT80 (Band Edge @ 3m)

WIFI	Band 2 5250~5350MHz Band Edge @ 3m	
ANT	802.11ac VHT80 CH58 5290MHz - L	
1	Horizontal	Fundamental
Peak	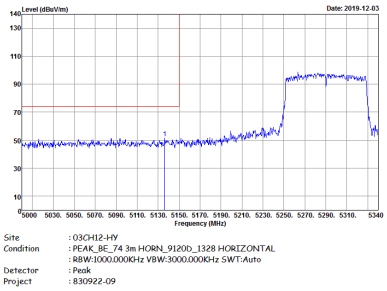	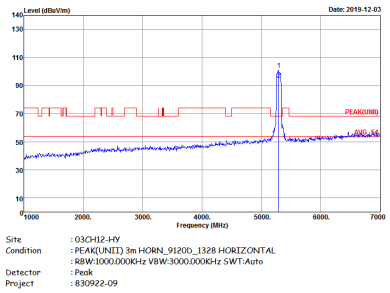
Avg.	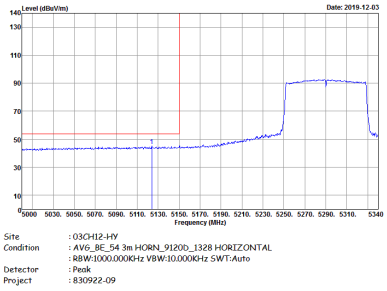	Left blank

WIFI	Band 2 5250~5350MHz Band Edge @ 3m	
ANT	802.11ac VHT80 CH58 5290MHz - R	
1	Horizontal	Fundamental
Peak	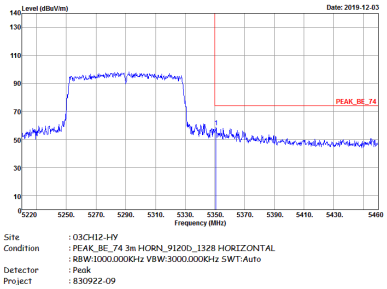	Left blank
Avg.	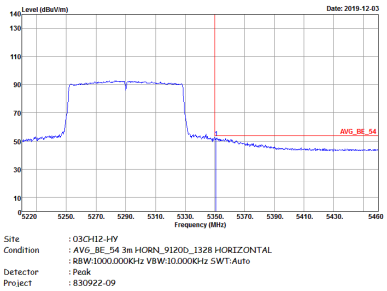	Left blank

WIFI	Band 2 5250~5350MHz Band Edge @ 3m	
ANT	802.11ac VHT80 CH58 5290MHz - L	
1	Vertical	Fundamental
Peak	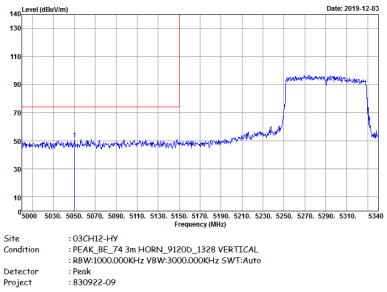	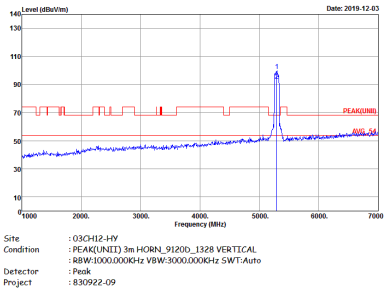
Avg.	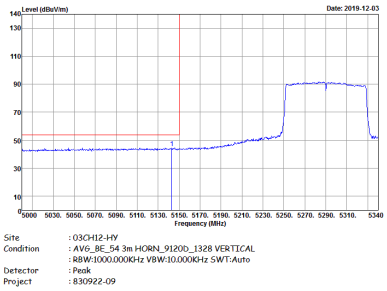	Left blank

WIFI	Band 2 5250~5350MHz Band Edge @ 3m	
ANT	802.11ac VHT80 CH58 5290MHz - R	
1	Vertical	Fundamental
Peak	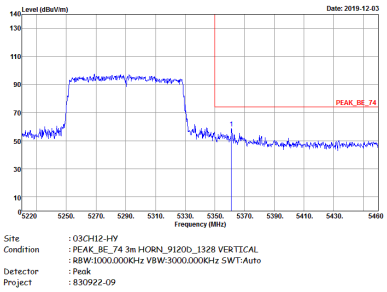	Left blank
Avg.	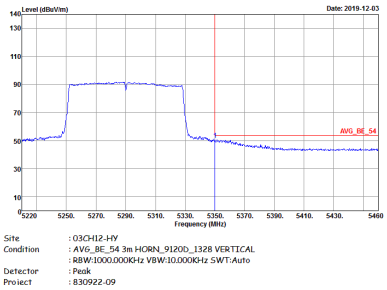	Left blank

Band 2 - 5250~5350MHz

WIFI 802.11a (Harmonic @ 3m)

WIFI	Band 2 5250~5350MHz Harmonic @ 3m	
ANT	802.11a CH52 5260MHz	
1	Horizontal	Vertical
Peak Avg.	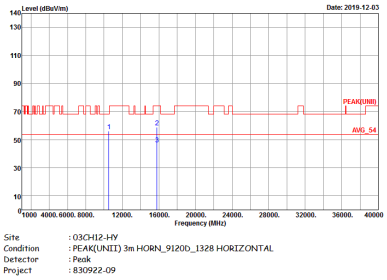	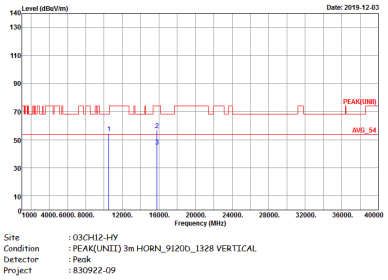

WIFI	Band 2 5250~5350MHz Harmonic @ 3m	
ANT	802.11a CH60 5300MHz	
1	Horizontal	Vertical
Peak Avg.	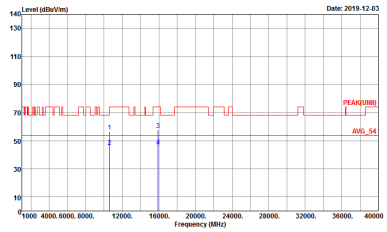 Site : 03CH12-HY Condition : PEAK(UNII) 3m HORN_9120D_1328 HORIZONTAL Detector : Peak Project : 830922-09	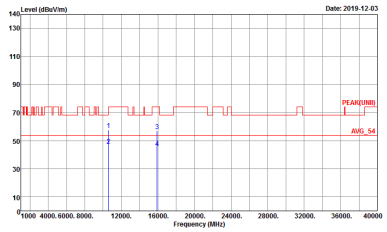 Site : 03CH12-HY Condition : PEAK(UNII) 3m HORN_9120D_1328 VERTICAL Detector : Peak Project : 830922-09

WIFI	Band 2 5250~5350MHz Harmonic @ 3m	
ANT	802.11a CH64 5320MHz	
1	Horizontal	Vertical
Peak Avg.	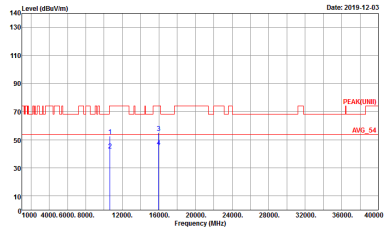	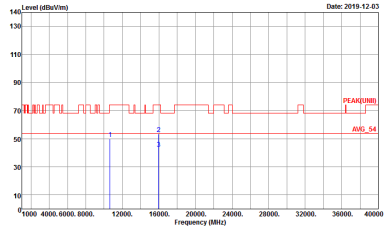

Band 2 5250~5350MHz

WIFI 802.11n HT20 (Harmonic @ 3m)

WIFI	Band 2 5250~5350MHz Harmonic @ 3m	
ANT	802.11n HT20 CH52 5260MHz	
1	Horizontal	Vertical
Peak Avg.	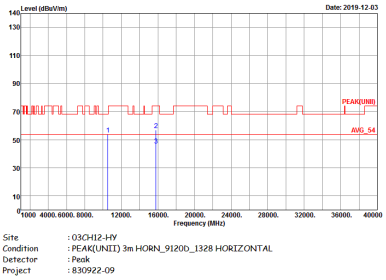	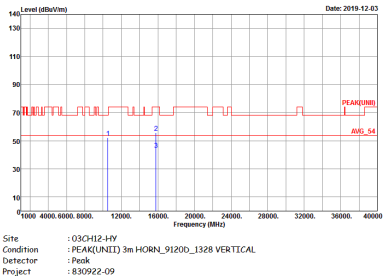

WIFI	Band 2 5250~5350MHz Harmonic @ 3m	
ANT	802.11n HT20 CH60 5300MHz	
1	Horizontal	Vertical
Peak Avg.	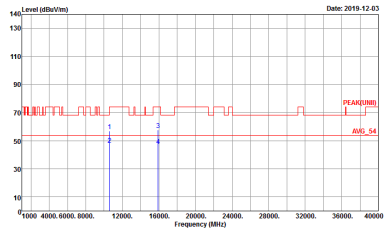 Site : 03CH12-HY Condition : PEAK(UNII) 3m HORN_9120D_1328 HORIZONTAL Detector : Peak Project : 830922-09	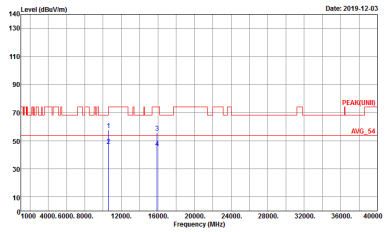 Site : 03CH12-HY Condition : PEAK(UNII) 3m HORN_9120D_1328 VERTICAL Detector : Peak Project : 830922-09

WIFI	Band 2 5250~5350MHz Harmonic @ 3m	
ANT	802.11n HT20 CH64 5320MHz	
1	Horizontal	Vertical
Peak Avg.	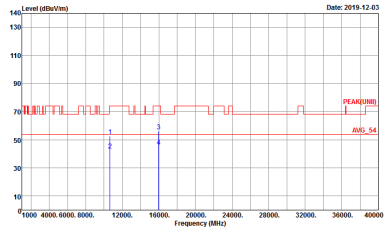 Site : 03CH12-HY Condition : PEAK(UNII) 3m HORN_9120D_1328 HORIZONTAL Detector : Peak Project : 830922-09	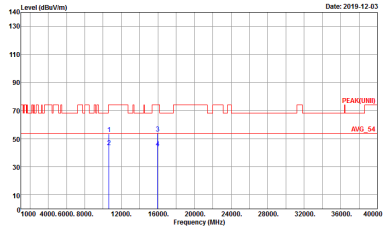 Site : 03CH12-HY Condition : PEAK(UNII) 3m HORN_9120D_1328 VERTICAL Detector : Peak Project : 830922-09

Band 2 5250~5350MHz

WIFI 802.11n HT40 (Harmonic @ 3m)

WIFI	Band 2 5250~5350MHz Harmonic @ 3m	
ANT	802.11n HT40 CH54 5270	
1	Horizontal	Vertical
Peak Avg.	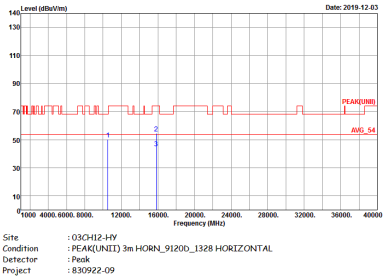	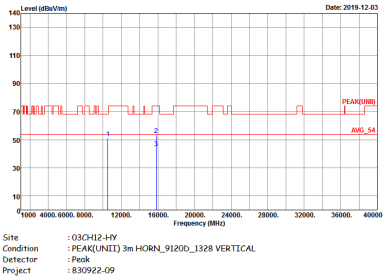

WIFI	Band 2 5250~5350MHz Harmonic @ 3m	
ANT	802.11n HT40 CH62 5310	
1	Horizontal	Vertical
Peak Avg.	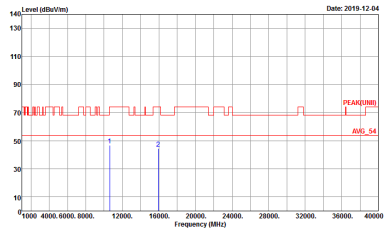 Site : 03CH12-HY Condition : PEAK(UNII) 3m HORN_9120D_1328 HORIZONTAL Detector : Peak Project : 830922-09	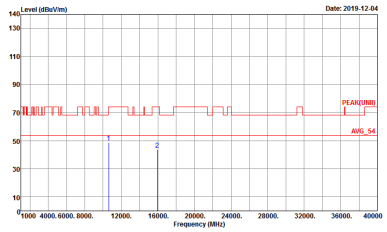 Site : 03CH12-HY Condition : PEAK(UNII) 3m HORN_9120D_1328 VERTICAL Detector : Peak Project : 830922-09

Band 2 5250~5350MHz

WIFI 802.11ac VHT80 (Harmonic @ 3m)

WIFI	Band 2 5250~5350MHz Harmonic @ 3m	
ANT	802.11ac VHT80 CH58 5290MHz	
1	Horizontal	Vertical
Peak Avg.	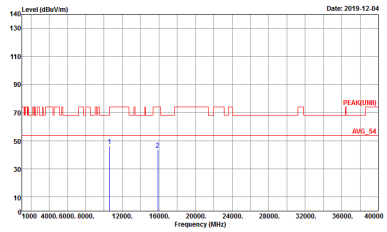 Site : 03CH12-HV Condition : PEAK(UNII) 3m HORN_9120D_1328 HORIZONTAL Detector : Peak Project : 830922-09	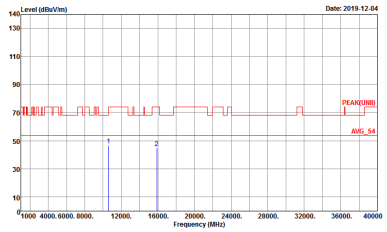 Site : 03CH12-HV Condition : PEAK(UNII) 3m HORN_9120D_1328 VERTICAL Detector : Peak Project : 830922-09

Band 3 - 5470~5725MHz

WIFI 802.11a (Band Edge @ 3m)

WIFI	Band 3 5470~5725MHz Band Edge @ 3m	
ANT	802.11a CH100 5500MHz	
1	Horizontal	Fundamental
Peak	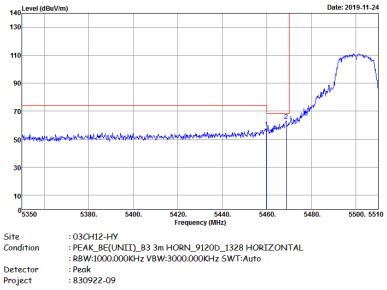	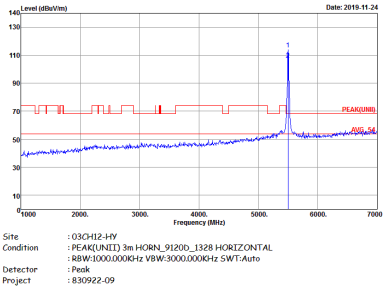
Avg.	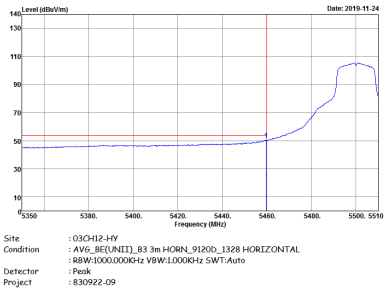	Left blank

WIFI	Band 3 5470~5725MHz Band Edge @ 3m	
ANT	802.11a CH100 5500MHz	
1	Vertical	Fundamental
Peak	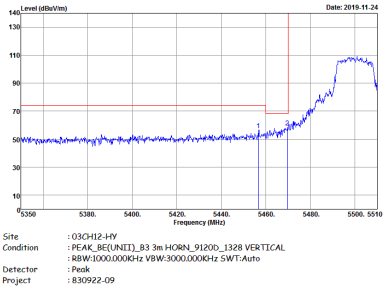	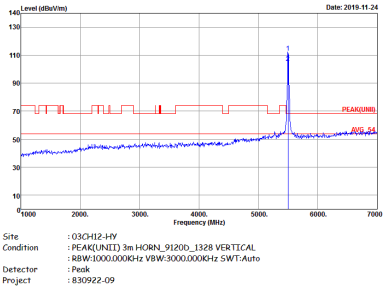
Avg.	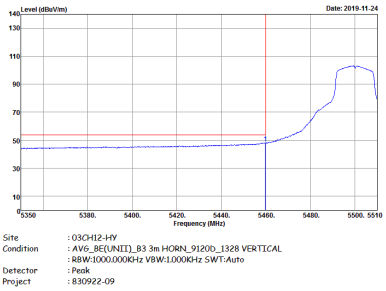	Left blank

WIFI	Band 3 5470~5725MHz Band Edge @ 3m	
ANT	802.11a CH116 5580MHz - L	
1	Horizontal	Fundamental
Peak	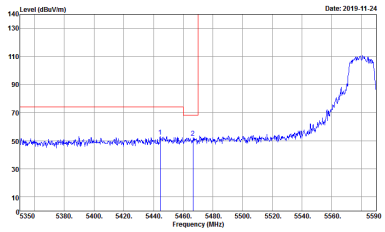 Site : 03CH12-HY Condition : PEAK_BE(UNII)_B3 3m HORN_9120D_1328 HORIZONTAL : RBW:1000.000KHz VBW:3000.000KHz SWT:Auto Detector : Peak Project : 830922-09	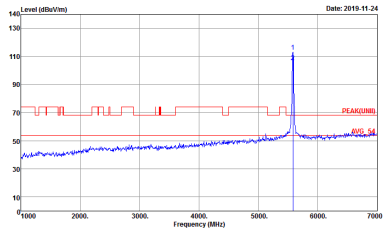 Site : 03CH12-HY Condition : PEAK(UNII) 3m HORN_9120D_1328 HORIZONTAL : RBW:1000.000KHz VBW:3000.000KHz SWT:Auto Detector : Peak Project : 830922-09
Avg.	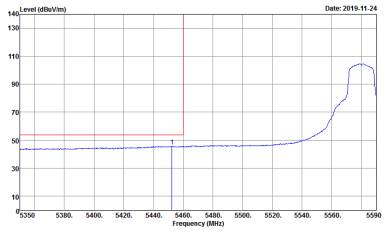 Site : 03CH12-HY Condition : AVG_BE(UNII)_B3 3m HORN_9120D_1328 HORIZONTAL : RBW:1000.000KHz VBW:1.000KHz SWT:Auto Detector : Peak Project : 830922-09	Left blank

WIFI	Band 3 5470~5725MHz Band Edge @ 3m	
ANT	802.11a CH116 5580MHz - R	
1	Horizontal	Fundamental
Peak	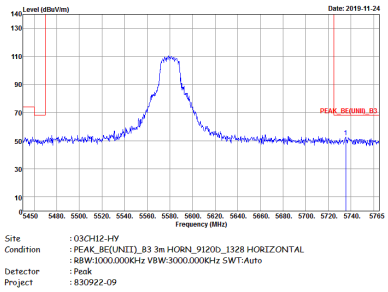	Left blank

WIFI	Band 3 5470~5725MHz Band Edge @ 3m	
ANT	802.11a CH116 5580MHz - L	
1	Vertical	Fundamental
Peak	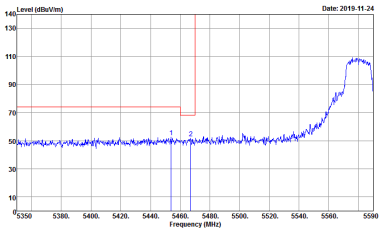 Site : 03CH12-HY Condition : PEAK_BE(UNII)_B3 3m HORN_9120D_1328 VERTICAL : RBW:1000.000KHz VBW:3000.000KHz SWT:Auto Detector : Peak Project : 830922-09	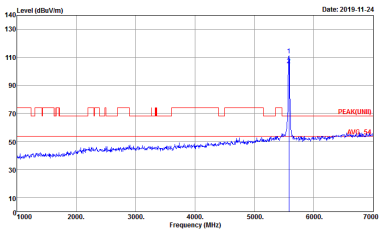 Site : 03CH12-HY Condition : PEAK(UNII) 3m HORN_9120D_1328 VERTICAL : RBW:1000.000KHz VBW:3000.000KHz SWT:Auto Detector : Peak Project : 830922-09
Avg.	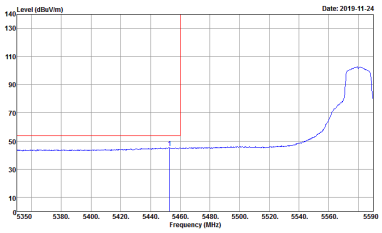 Site : 03CH12-HY Condition : AV6_BE(UNII)_B3 3m HORN_9120D_1328 VERTICAL : RBW:1000.000KHz VBW:1.000KHz SWT:Auto Detector : Peak Project : 830922-09	Left blank

WIFI	Band 3 5470~5725MHz Band Edge @ 3m	
ANT	802.11a CH116 5580MHz - R	
1	Vertical	Fundamental
Peak	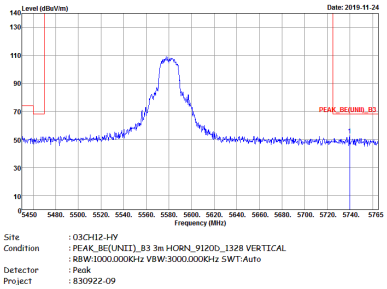	Left blank

WIFI	Band 3 5470~5725MHz Band Edge @ 3m	
ANT	802.11a CH140 5700MHz	
1	Horizontal	Fundamental
Peak	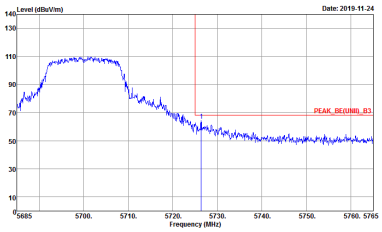	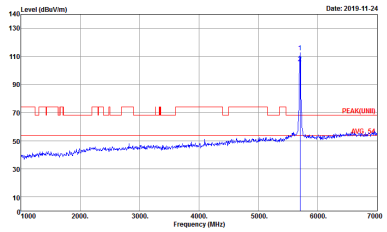

WIFI	Band 3 5470~5725MHz Band Edge @ 3m	
ANT	802.11a CH140 5700MHz	
1	Vertical	Fundamental
Peak	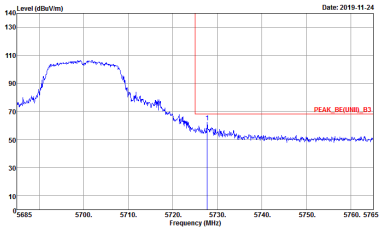 Site : 03CH12-HY Condition : PEAK_BE(UNII)_B3 3m HORN_9120D_1328 VERTICAL : RBW:1000.000KHz VBW:3000.000KHz SWT:Auto Detector : Peak Project : 830922-09	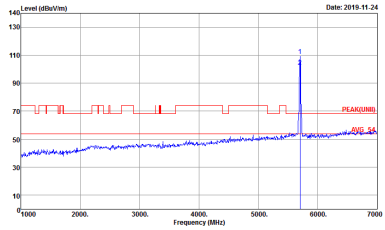 Site : 03CH12-HY Condition : PEAK(UNII) 3m HORN_9120D_1328 VERTICAL : RBW:1000.000KHz VBW:3000.000KHz SWT:Auto Detector : Peak Project : 830922-09

Band 3 5470~5725MHz
WIFI 802.11n HT20 (Band Edge @ 3m)

WIFI	Band 3 5470~5725MHz Band Edge @ 3m	
ANT	802.11n HT20 CH100 5500MHz	
1	Horizontal	Fundamental
Peak	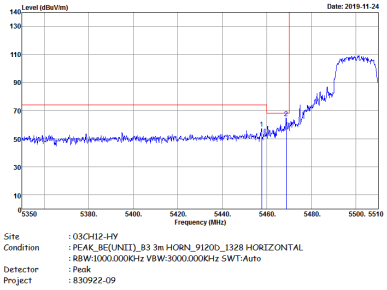	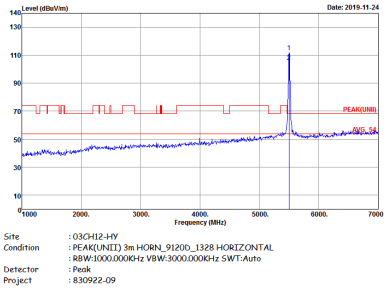
Avg.	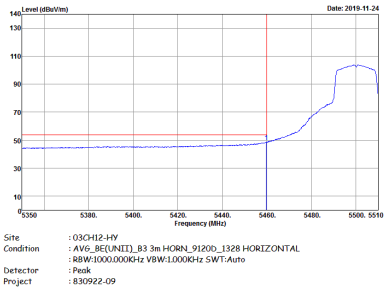	Left blank

WIFI	Band 3 5470~5725MHz Band Edge @ 3m	
ANT	802.11n HT20 CH100 5500MHz	
1	Vertical	Fundamental
Peak	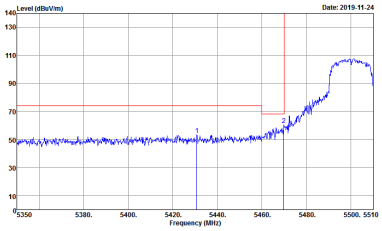 Site : 03CH12-HY Condition : PEAK_BE(UNII)_B3 3m HORN_9120D_1328 VERTICAL : RBW:1000.000KHz VBW:3000.000KHz SWT:Auto Detector : Peak Project : 830922-09	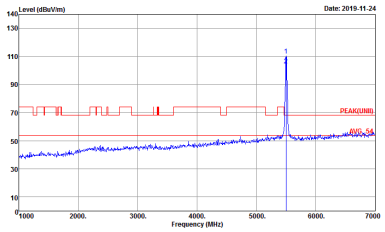 Site : 03CH12-HY Condition : PEAK(UNII) 3m HORN_9120D_1328 VERTICAL : RBW:1000.000KHz VBW:3000.000KHz SWT:Auto Detector : Peak Project : 830922-09
Avg.	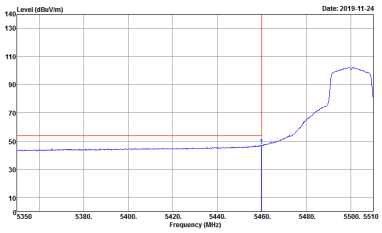 Site : 03CH12-HY Condition : AVG_BE(UNII)_B3 3m HORN_9120D_1328 VERTICAL : RBW:1000.000KHz VBW:1.000KHz SWT:Auto Detector : Peak Project : 830922-09	Left blank

WIFI	Band 3 5470~5725MHz Band Edge @ 3m	
ANT	802.11n HT20 CH116 5580MHz - L	
1	Horizontal	Fundamental
Peak	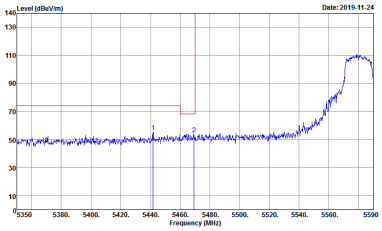	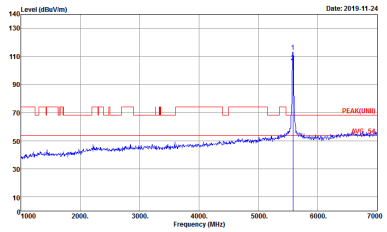
Avg.	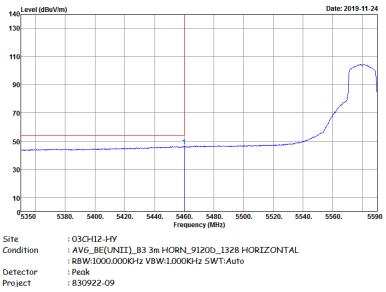	Left blank

WIFI	Band 3 5470~5725MHz Band Edge @ 3m	
ANT	802.11n HT20 CH116 5580MHz - R	
1	Horizontal	Fundamental
Peak	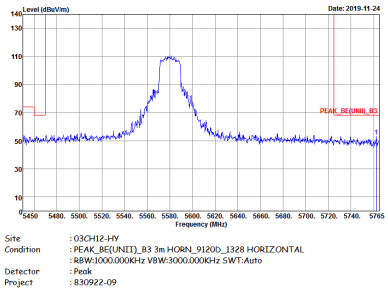	Left blank

WIFI	Band 3 5470~5725MHz Band Edge @ 3m	
ANT	802.11n HT20 CH116 5580MHz - L	
1	Vertical	Fundamental
Peak	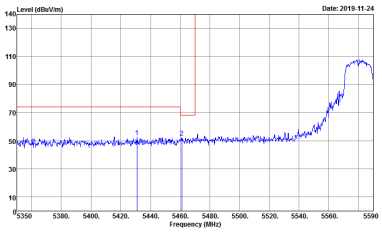 Site : 03CH12-HY Condition : PEAK_BE(UNII)_B3 3m HORN_9120D_1328 VERTICAL : RBW:1000.000KHz VBW:3000.000KHz SWT:Auto Detector : Peak Project : 830922-09	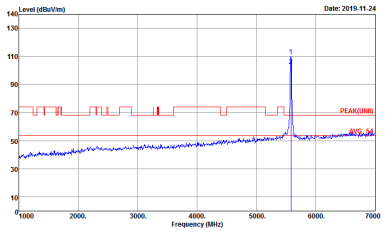 Site : 03CH12-HY Condition : PEAK(UNII) 3m HORN_9120D_1328 VERTICAL : RBW:1000.000KHz VBW:3000.000KHz SWT:Auto Detector : Peak Project : 830922-09
Avg.	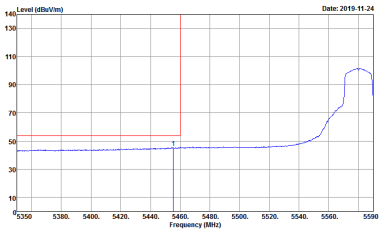 Site : 03CH12-HY Condition : AVG_BE(UNII)_B3 3m HORN_9120D_1328 VERTICAL : RBW:1000.000KHz VBW:1.000KHz SWT:Auto Detector : Peak Project : 830922-09	Left blank

WIFI	Band 3 5470~5725MHz Band Edge @ 3m	
ANT	802.11n HT20 CH116 5580MHz - R	
1	Vertical	Fundamental
Peak	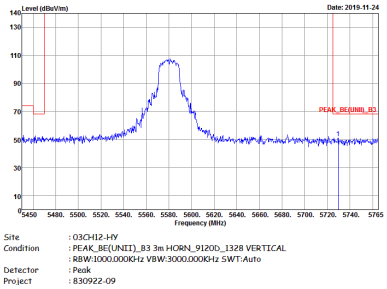	Left blank

WIFI	Band 3 5470~5725MHz Band Edge @ 3m	
ANT	802.11n HT20 CH140 5700MHz	
1	Horizontal	Fundamental
Peak	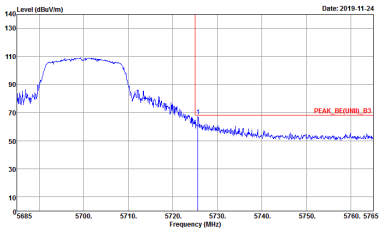	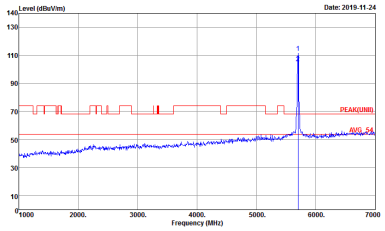

WIFI	Band 3 5470~5725MHz Band Edge @ 3m	
ANT	802.11n HT20 CH140 5700MHz	
1	Vertical	Fundamental
Peak.	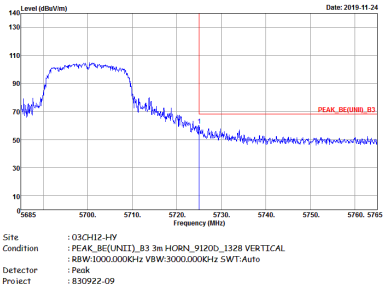	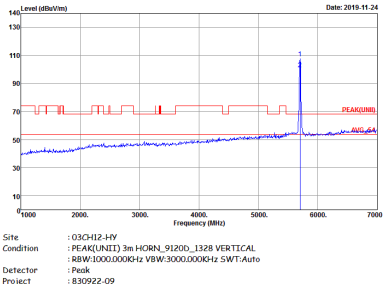

Band 3 5470~5725MHz

WIFI 802.11n HT40 (Band Edge @ 3m)

WIFI	Band 3 5470~5725MHz Band Edge @ 3m	
ANT	802.11n HT40 CH102 5510MHz - L	
1	Horizontal	Fundamental
Peak	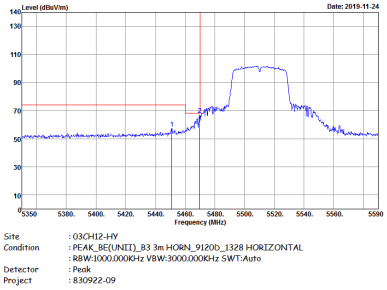	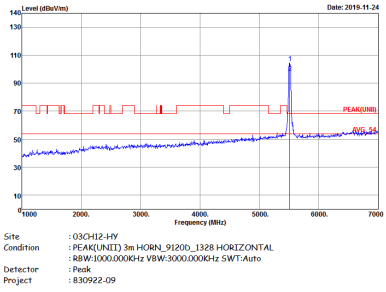
Avg.	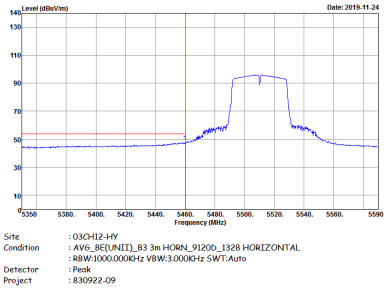	Left blank

WIFI	Band 3 5470~5725MHz Band Edge @ 3m	
ANT	802.11n HT40 CH102 5510MHz - R	
1	Horizontal	Fundamental
Peak	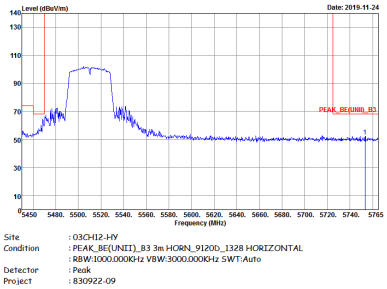	Left blank

WIFI	Band 3 5470~5725MHz Band Edge @ 3m	
ANT	802.11n HT40 CH102 5510MHz - L	
1	Vertical	Fundamental
Peak	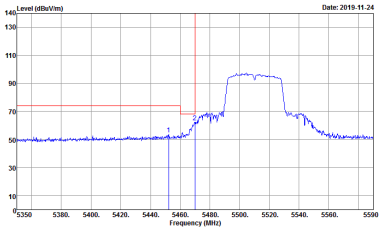 Site : 03CH12-HY Condition : PEAK_BE(UNII)_B3 3m HORN_9120D_1328 VERTICAL : RBW:1000.000KHz VBW:3000.000KHz SWT:Auto Detector : Peak Project : 830922-09	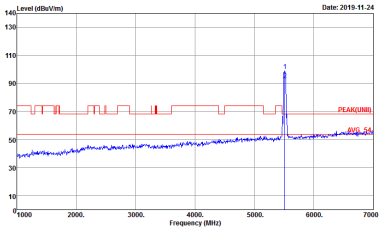 Site : 03CH12-HY Condition : PEAK(UNII) 3m HORN_9120D_1328 VERTICAL : RBW:1000.000KHz VBW:3000.000KHz SWT:Auto Detector : Peak Project : 830922-09
Avg.	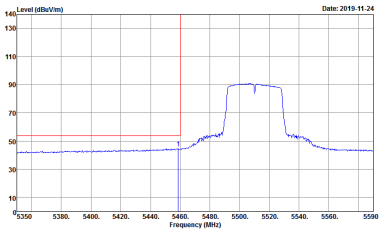 Site : 03CH12-HY Condition : AV6_BE(UNII)_B3 3m HORN_9120D_1328 VERTICAL : RBW:1000.000KHz VBW:3.000KHz SWT:Auto Detector : Peak Project : 830922-09	Left blank

WIFI	Band 3 5470~5725MHz Band Edge @ 3m	
ANT	802.11n HT40 CH102 5510MHz - R	
1	Vertical	Fundamental
Peak	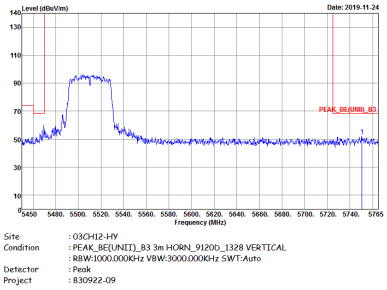	Left blank

WIFI	Band 3 5470~5725MHz Band Edge @ 3m	
ANT	802.11n HT40 CH110 5550MHz - L	
1	Horizontal	Fundamental
Peak	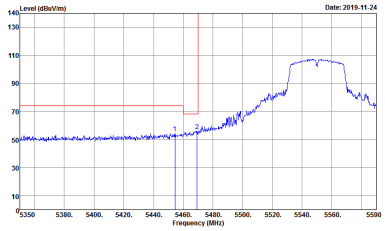 Site : 03CH12-HY Condition : PEAK_BE(UNII)_B3 3m HORN_9120D_1328 HORIZONTAL : RBW:1000.000KHz VBW:3000.000KHz SWT:Auto Detector : Peak Project : 830922-09	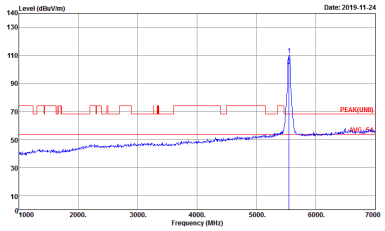 Site : 03CH12-HY Condition : PEAK(UNII) 3m HORN_9120D_1328 HORIZONTAL : RBW:1000.000KHz VBW:3000.000KHz SWT:Auto Detector : Peak Project : 830922-09
Avg.	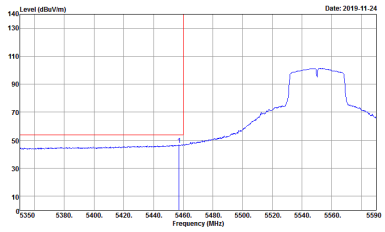 Site : 03CH12-HY Condition : AVG_BE(UNII)_B3 3m HORN_9120D_1328 HORIZONTAL : RBW:1000.000KHz VBW:3.000KHz SWT:Auto Detector : Peak Project : 830922-09	Left blank

WIFI	Band 3 5470~5725MHz Band Edge @ 3m	
ANT	802.11n HT40 CH110 5550MHz - R	
1	Horizontal	Fundamental
Peak	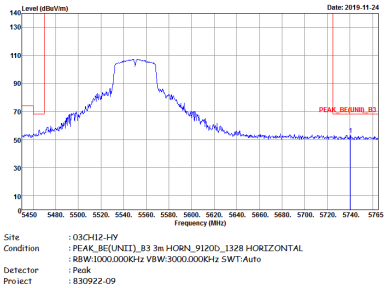	Left blank

WIFI	Band 3 5470~5725MHz Band Edge @ 3m	
ANT	802.11n HT40 CH110 5550MHz - L	
1	Vertical	Fundamental
Peak	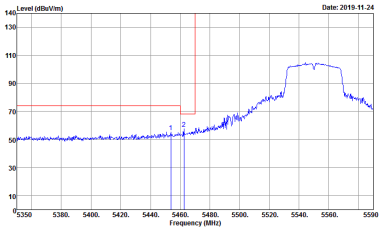 Site : 03CH12-HY Condition : PEAK_BE(UNII)_B3 3m HORN_9120D_1328 VERTICAL : RBW:1000.000KHz VBW:3000.000KHz SWT:Auto Detector : Peak Project : 830922-09	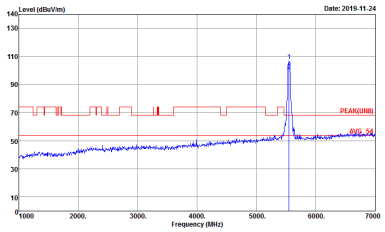 Site : 03CH12-HY Condition : PEAK(UNII) 3m HORN_9120D_1328 VERTICAL : RBW:1000.000KHz VBW:3000.000KHz SWT:Auto Detector : Peak Project : 830922-09
Avg.	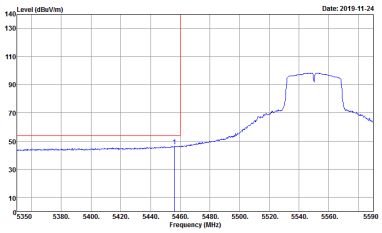 Site : 03CH12-HY Condition : AV6_BE(UNII)_B3 3m HORN_9120D_1328 VERTICAL : RBW:1000.000KHz VBW:3.000KHz SWT:Auto Detector : Peak Project : 830922-09	Left blank

WIFI	Band 3 5470~5725MHz Band Edge @ 3m	
ANT	802.11n HT40 CH110 5550MHz - R	
1	Vertical	Fundamental
Peak	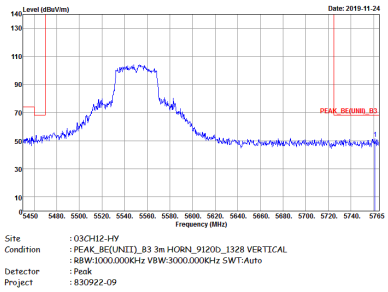	Left blank

WIFI	Band 3 5470~5725MHz Band Edge @ 3m	
ANT	802.11n HT40 CH134 5670MHz - L	
1	Horizontal	Fundamental
Peak	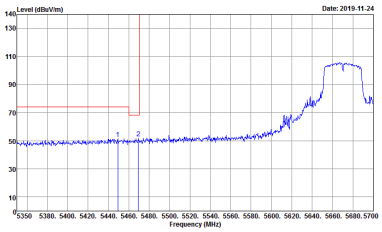 Site : 03CH12-HY Condition : PEAK_BE(UNII)_B3 3m HORN_9120D_1328 HORIZONTAL : RBW:1000.000KHz VBW:3000.000KHz SWT:Auto Detector : Peak Project : 830922-09	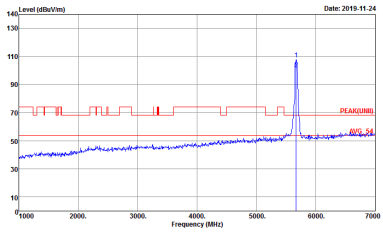 Site : 03CH12-HY Condition : PEAK(UNII) 3m HORN_9120D_1328 HORIZONTAL : RBW:1000.000KHz VBW:3000.000KHz SWT:Auto Detector : Peak Project : 830922-09
Avg.	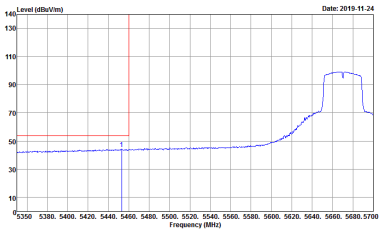 Site : 03CH12-HY Condition : AV6_BE(UNII)_B3 3m HORN_9120D_1328 HORIZONTAL : RBW:1000.000KHz VBW:3.000KHz SWT:Auto Detector : Peak Project : 830922-09	Left blank

WIFI	Band 3 5470~5725MHz Band Edge @ 3m	
ANT	802.11n HT40 CH134 5670MHz - R	
1	Horizontal	Fundamental
Peak	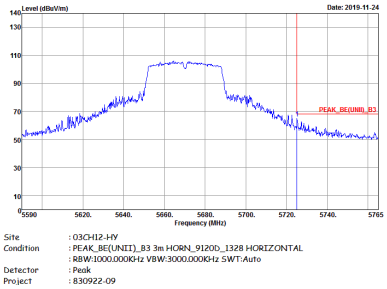	Left blank

WIFI	Band 3 5470~5725MHz Band Edge @ 3m	
ANT	802.11n HT40 CH134 5670MHz - L	
1	Vertical	Fundamental
Peak	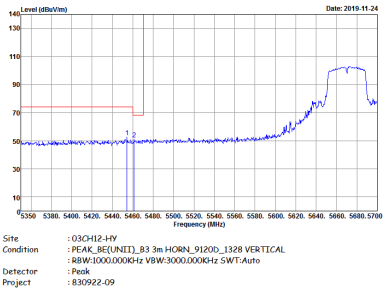	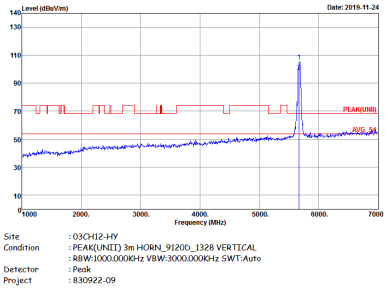
Avg.	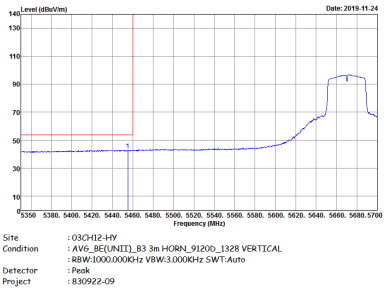	Left blank

WIFI	Band 3 5470~5725MHz Band Edge @ 3m	
ANT	802.11n HT40 CH134 5670MHz - R	
1	Vertical	Fundamental
Peak	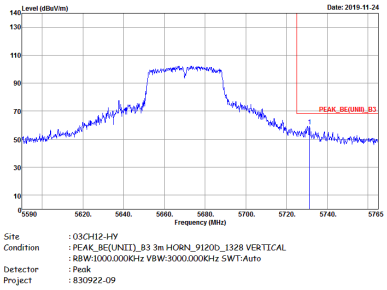	Left blank

Band 3 5470~5725MHz

WIFI 802.11ac VHT80 (Band Edge @ 3m)

WIFI	Band 3 5470~5725MHz Band Edge @ 3m	
ANT	802.11ac VHT80 CH106 5530MHz - L	
1	Horizontal	Fundamental
Peak	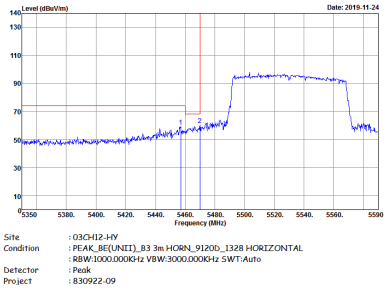	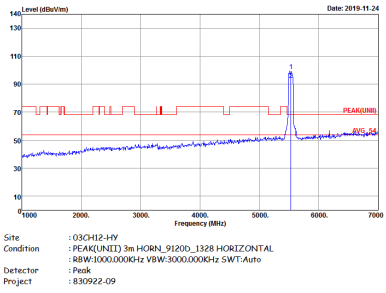
Avg.	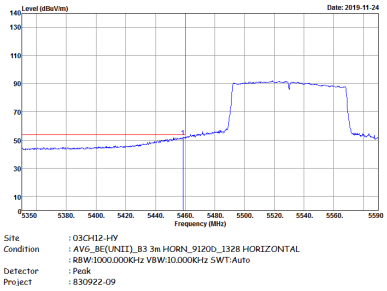	Left blank

WIFI	Band 3 5470~5725MHz Band Edge @ 3m	
ANT	802.11ac VHT80 CH106 5530MHz - R	
1	Horizontal	Fundamental
Peak	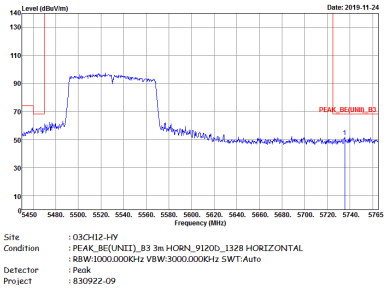	Left blank

WIFI	Band 3 5470~5725MHz Band Edge @ 3m	
ANT	802.11ac VHT80 CH106 5530MHz - L	
1	Vertical	Fundamental
Peak	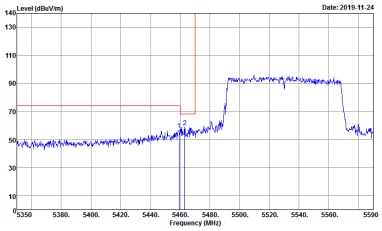 Site : 03CH12-HY Condition : PEAK_BE(UNII)_B3 3m HORN_9120D_1328 VERTICAL : RBW:1000.000KHz VBW:3000.000KHz SWT:Auto Detector : Peak Project : 830922-09	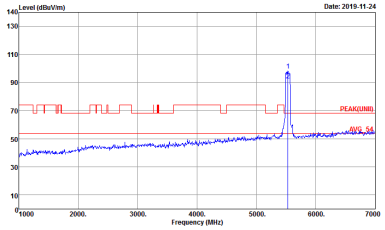 Site : 03CH12-HY Condition : PEAK(UNII) 3m HORN_9120D_1328 VERTICAL : RBW:1000.000KHz VBW:3000.000KHz SWT:Auto Detector : Peak Project : 830922-09
Avg.	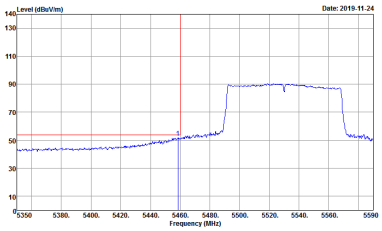 Site : 03CH12-HY Condition : AVG_BE(UNII)_B3 3m HORN_9120D_1328 VERTICAL : RBW:1000.000KHz VBW:10.000KHz SWT:Auto Detector : Peak Project : 830922-09	Left blank

WIFI	Band 3 5470~5725MHz Band Edge @ 3m	
ANT	802.11ac VHT80 CH106 5530MHz - R	
1	Vertical	Fundamental
Peak	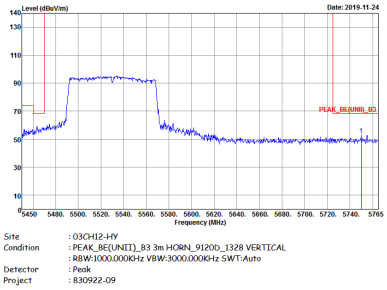	Left blank

WIFI	Band 3 5470~5725MHz Band Edge @ 3m	
ANT	802.11ac VHT80 CH122 5610MHz - L	
1	Horizontal	Fundamental
Peak	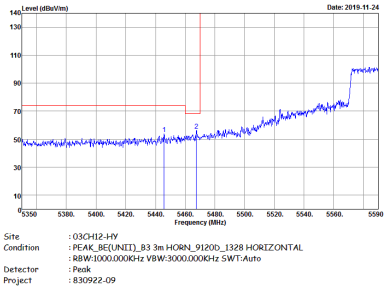	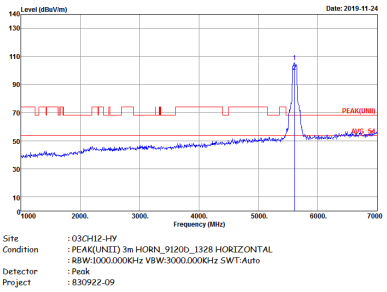
Avg.	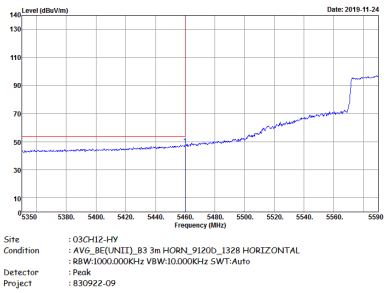	Left blank

WIFI	Band 3 5470~5725MHz Band Edge @ 3m	
ANT	802.11ac VHT80 CH122 5610MHz - R	
1	Horizontal	Fundamental
Peak	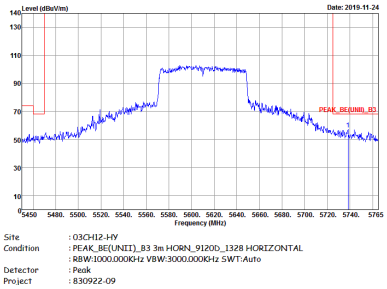	Left blank

WIFI	Band 3 5470~5725MHz Band Edge @ 3m	
ANT	802.11ac VHT80 CH122 5610MHz - L	
1	Vertical	Fundamental
Peak	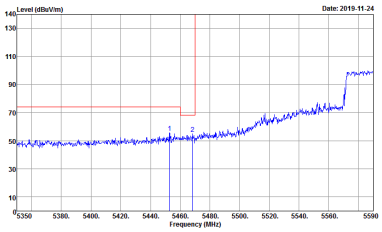 Site : 03CH12-HY Condition : PEAK_BE(UNII)_B3 3m HORN_9120D_1328 VERTICAL : RBW:1000.000KHz VBW:3000.000KHz SWT:Auto Detector : Peak Project : 830922-09	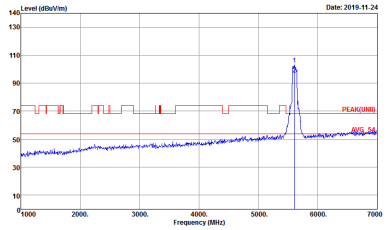 Site : 03CH12-HY Condition : PEAK(UNII) 3m HORN_9120D_1328 VERTICAL : RBW:1000.000KHz VBW:3000.000KHz SWT:Auto Detector : Peak Project : 830922-09
Avg.	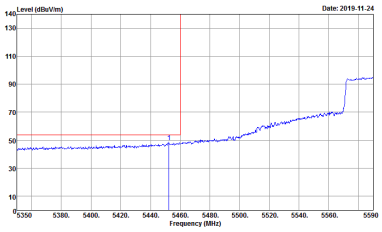 Site : 03CH12-HY Condition : AVG_BE(UNII)_B3 3m HORN_9120D_1328 VERTICAL : RBW:1000.000KHz VBW:10.000KHz SWT:Auto Detector : Peak Project : 830922-09	Left blank

WIFI	Band 3 5470~5725MHz Band Edge @ 3m	
ANT	802.11ac VHT80 CH122 5610MHz - R	
1	Vertical	Fundamental
Peak	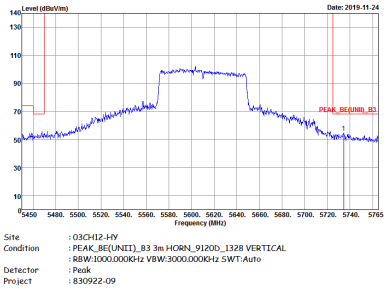	Left blank

Band 3 - 5470~5725MHz

WIFI 802.11a (Harmonic @ 3m)

WIFI	Band 3 5470~5725MHz Harmonic @ 3m	
ANT	802.11a CH100 5500MHz	
1	Horizontal	Vertical
Peak Avg.	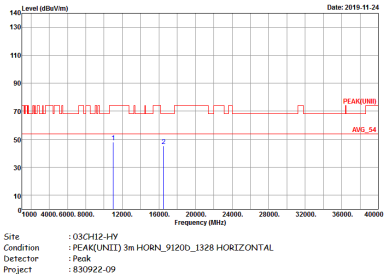	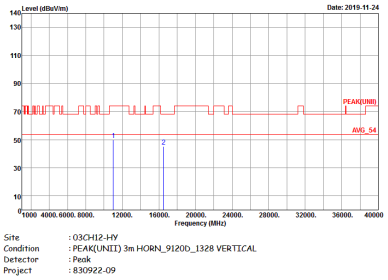

WIFI	Band 3 5470~5725MHz Harmonic @ 3m	
ANT	802.11a CH116 5580MHz	
1	Horizontal	Vertical
Peak Avg.	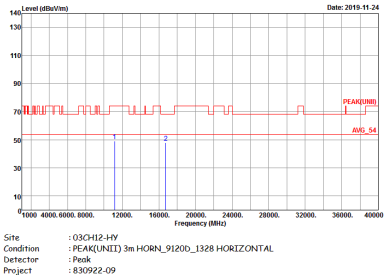	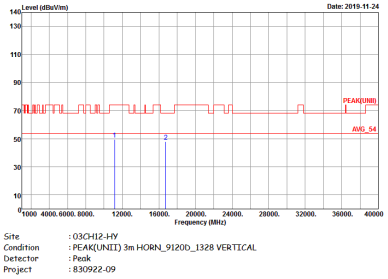

WIFI	Band 3 5470~5725MHz Harmonic @ 3m	
ANT	802.11a CH140 5700MHz	
1	Horizontal	Vertical
Peak Avg.	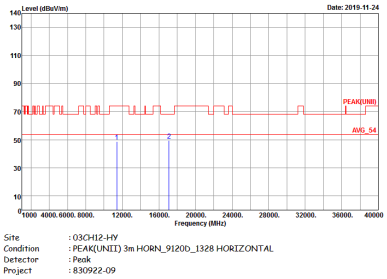	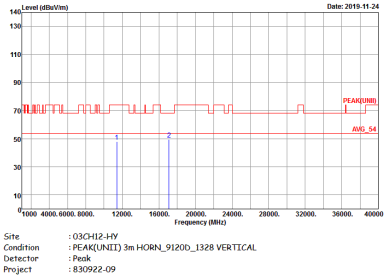

Band 3 5470~5725MHz

WIFI 802.11n HT20 (Harmonic @ 3m)

WIFI	Band 3 5470~5725MHz Harmonic @ 3m	
ANT	802.11n HT20 CH100 5500MHz	
1	Horizontal	Vertical
Peak Avg.	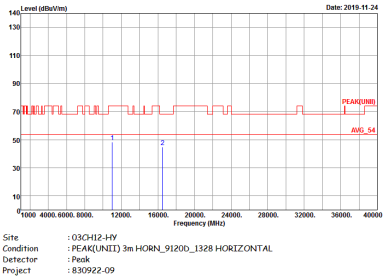	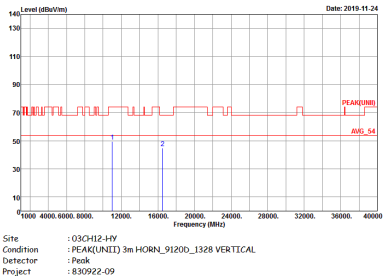

WIFI	Band 3 5470~5725MHz Harmonic @ 3m	
ANT	802.11n HT20 CH116 5580MHz	
1	Horizontal	Vertical
Peak Avg.	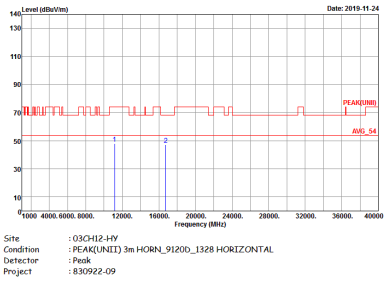	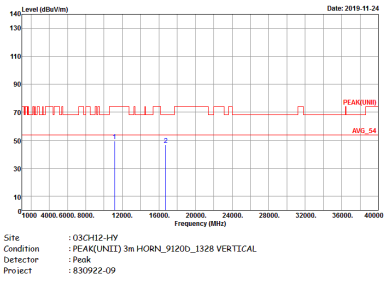

WIFI	Band 3 5470~5725MHz Harmonic @ 3m	
ANT	802.11n HT20 CH140 5700MHz	
1	Horizontal	Vertical
Peak Avg.	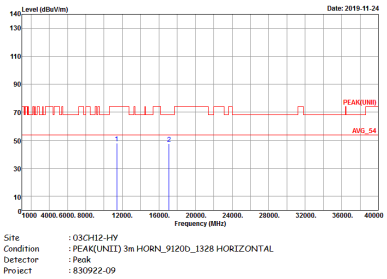	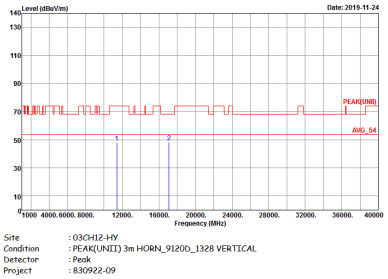

Band 3 5470~5725MHz

WIFI 802.11n HT40 (Harmonic @ 3m)

WIFI	Band 3 5470~5725MHz Harmonic @ 3m	
ANT	802.11n HT40 CH102 5510MHz	
1	Horizontal	Vertical
Peak Avg.	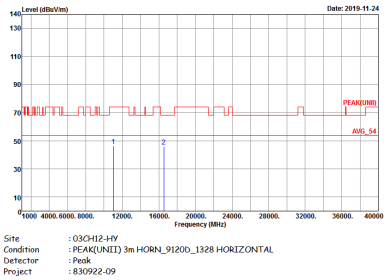	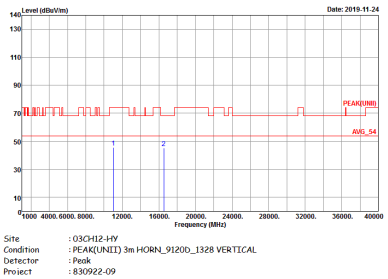

WIFI	Band 3 5470~5725MHz Harmonic @ 3m	
ANT	802.11n HT40 CH110 5550MHz	
1	Horizontal	Vertical
Peak Avg.	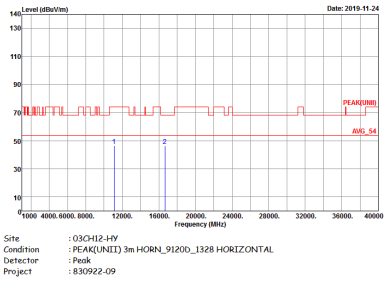	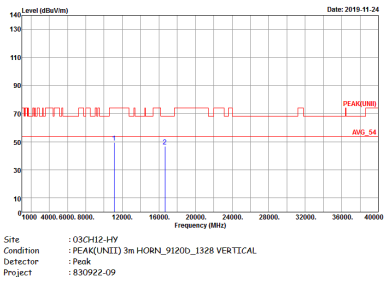

WIFI	Band 3 5470~5725MHz Harmonic @ 3m	
ANT	802.11n HT40 CH134 5670MHz	
1	Horizontal	Vertical
Peak Avg.	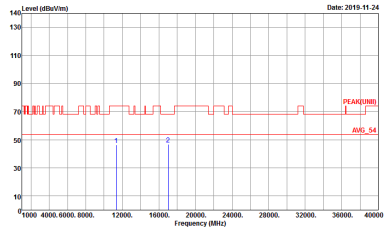 Site : 03CH12-HY Condition : PEAK(UNII) 3m HORN_9120D_1328 HORIZONTAL Detector : Peak Project : 830922-09	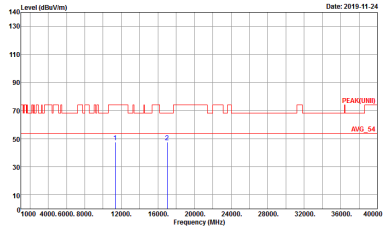 Site : 03CH12-HY Condition : PEAK(UNII) 3m HORN_9120D_1328 VERTICAL Detector : Peak Project : 830922-09

Band 3 5470~5725MHz

WIFI 802.11ac VHT80 (Harmonic @ 3m)

WIFI	Band 3 5470~5725MHz Harmonic @ 3m	
ANT	802.11ac VHT80 CH106 5530MHz	
1	Horizontal	Vertical
Peak Avg.	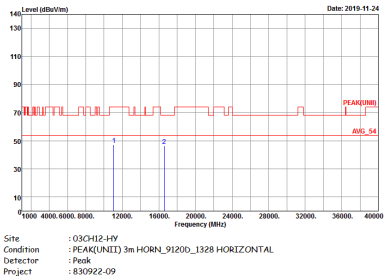	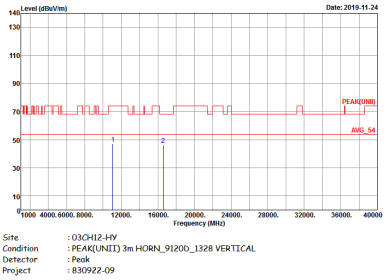

WIFI	Band 3 5470~5725MHz Harmonic @ 3m	
ANT	802.11ac VHT80 CH122 5610MHz	
1	Horizontal	Vertical
Peak Avg.	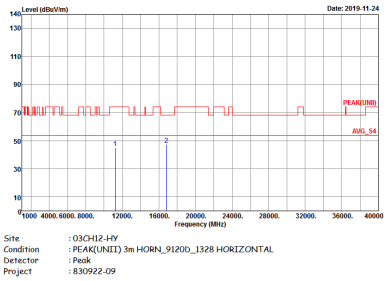	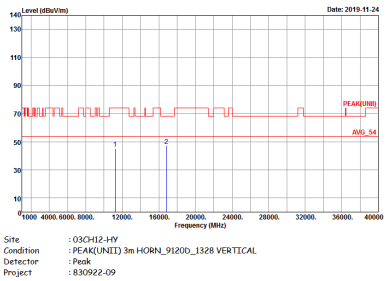

Band 3 - Straddle Channel

WIFI 802.11a (Fundamental @ 3m)

WIFI	Band 3 Straddle Channel Fundamental @ 3m	
ANT	802.11a CH144 5720MHz - L	
1	Horizontal	Fundamental
Peak	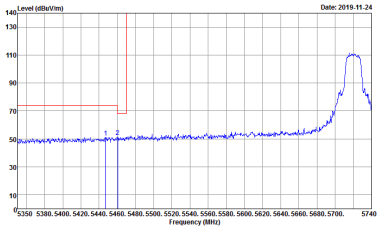	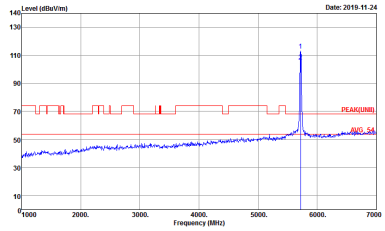
Avg.	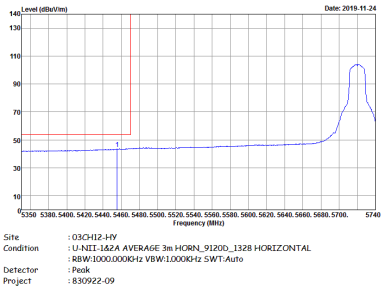	Left blank

WIFI	Band 3 Straddle Channel Fundamental @ 3m	
ANT	802.11a CH144 5720MHz - R	
1	Horizontal	Fundamental
Peak	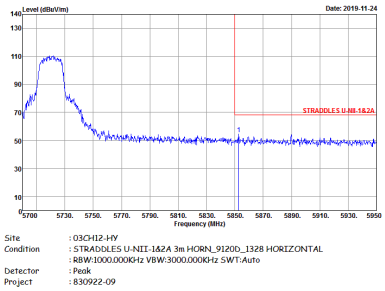	Left blank

WIFI	Band 3 Straddle Channel Fundamental @ 3m	
ANT	802.11a CH144 5720MHz - L	
1	Vertical	Fundamental
Peak	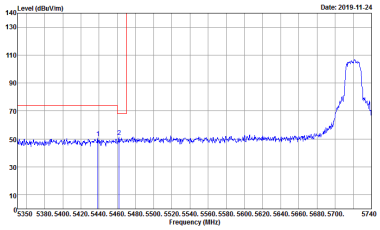 Site : 03CH12-HY Condition : STRADDLE5 U-NII-1&2A 3m HORN_9120D_1328 VERTICAL : RBW:1000.000KHz VBW:3000.000KHz SWT:Auto Detector : Peak Project : 830922-09	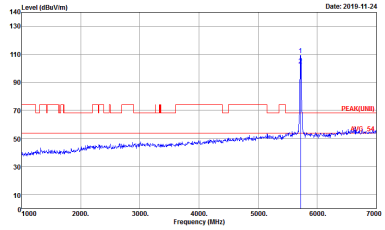 Site : 03CH12-HY Condition : PEAK(UNII) 3m HORN_9120D_1328 VERTICAL : RBW:1000.000KHz VBW:3000.000KHz SWT:Auto Detector : Peak Project : 830922-09
Avg.	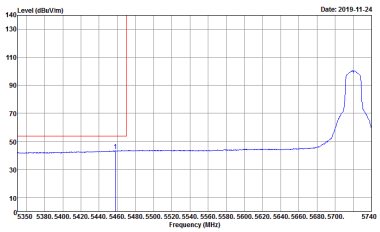 Site : 03CH12-HY Condition : U-NII-1&2A AVERAGE 3m HORN_9120D_1328 VERTICAL : RBW:1000.000KHz VBW:1.000KHz SWT:Auto Detector : Peak Project : 830922-09	Left blank

WIFI	Band 3 Straddle Channel Fundamental @ 3m	
ANT	802.11a CH144 5720MHz - R	
1	Vertical	Fundamental
Peak	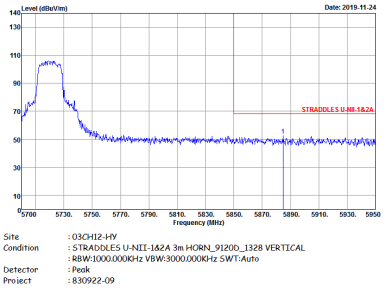	Left blank

Band 3 – Straddle Channel

WIFI 802.11n HT20 (Fundamental @ 3m)

WIFI	Band 3 Straddle Channel Fundamental @ 3m	
ANT	802.11n HT20 CH144 5720MHz - L	
1	Horizontal	Fundamental
Peak	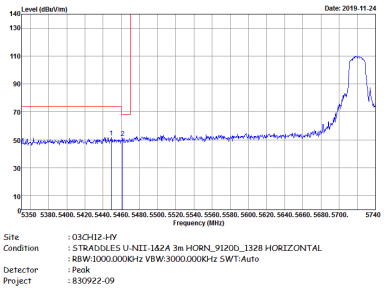	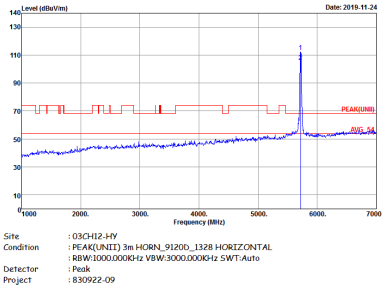
Avg.	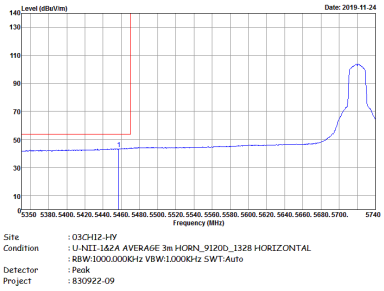	Left blank

WIFI	Band 3 Straddle Channel Fundamental @ 3m	
ANT	802.11n HT20 CH144 5720MHz - R	
1	Horizontal	Fundamental
Peak	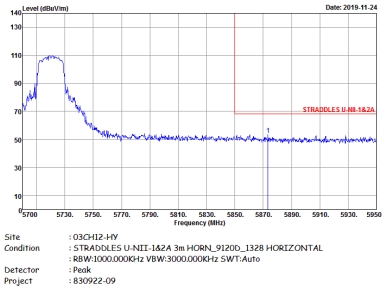	Left blank

WIFI	Band 3 Straddle Channel Fundamental @ 3m	
ANT	802.11n HT20 CH144 5720MHz - L	
1	Vertical	Fundamental
Peak	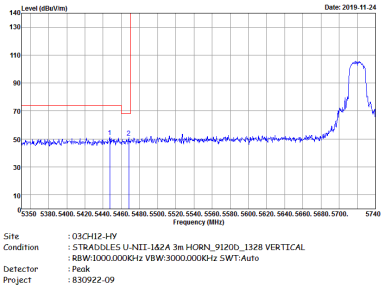	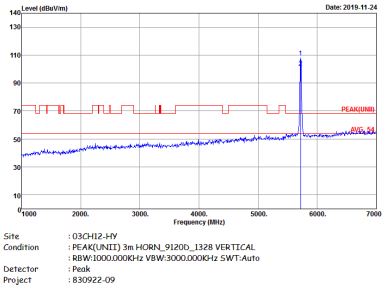
Avg.	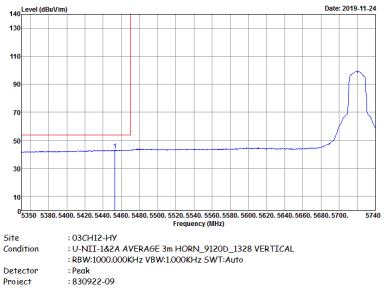	Left blank

WIFI	Band 3 Straddle Channel Fundamental @ 3m	
ANT	802.11n HT20 CH144 5720MHz - R	
1	Vertical	Fundamental
Peak	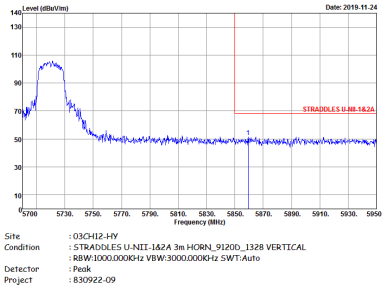	Left blank

Band 3 – Straddle Channel

WIFI 802.11n HT40 (Fundamental @ 3m)

WIFI	Band 3 Straddle Channel Fundamental @ 3m	
ANT	802.11n HT40 CH142 5710MHz - L	
1	Horizontal	Fundamental
Peak	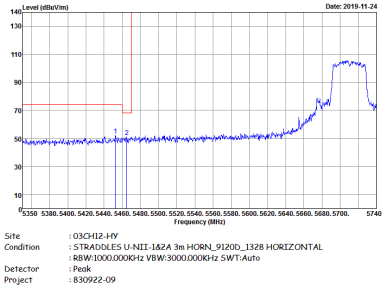	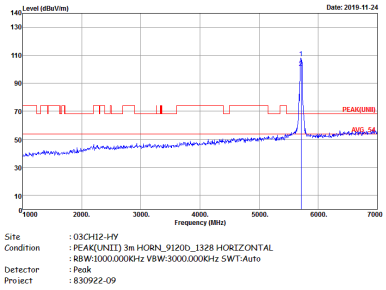
Avg.	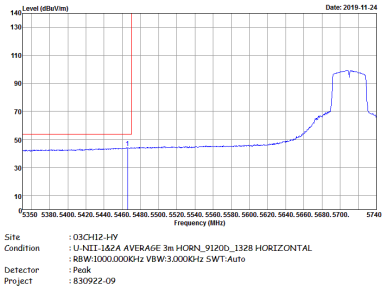	Left blank

WIFI	Band 3 Straddle Channel Fundamental @ 3m	
ANT	802.11n HT40 CH142 5710MHz - R	
1	Horizontal	Fundamental
Peak	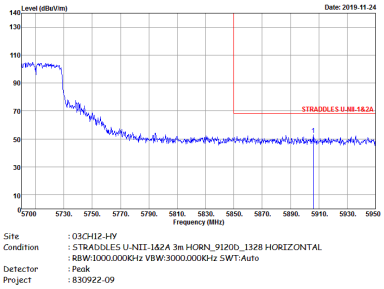	Left blank

WIFI	Band 3 Straddle Channel Fundamental @ 3m	
ANT	802.11n HT40 CH142 5710MHz - L	
1	Vertical	Fundamental
Peak	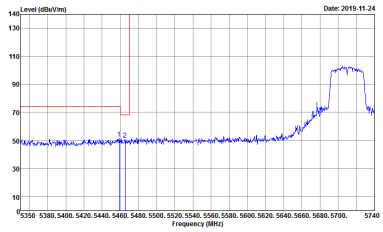 Site : 03CH12-HY Condition : STRADDLE5 U-NII-1&2A 3m HORN_9120D_1328 VERTICAL : RBW:1000.000KHz VBW:3000.000KHz SWT:Auto Detector : Peak Project : 830922-09	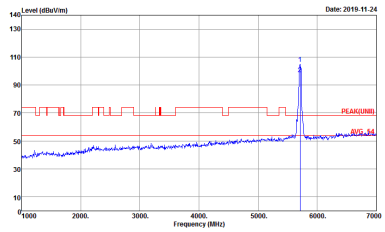 Site : 03CH12-HY Condition : PEAK(UNII) 3m HORN_9120D_1328 VERTICAL : RBW:1000.000KHz VBW:3000.000KHz SWT:Auto Detector : Peak Project : 830922-09
Avg.	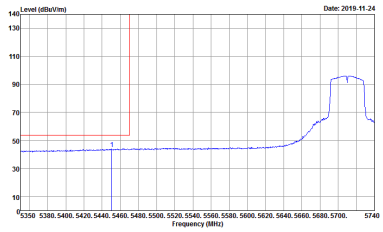 Site : 03CH12-HY Condition : U-NII-1&2A AVERAGE 3m HORN_9120D_1328 VERTICAL : RBW:1000.000KHz VBW:3.000KHz SWT:Auto Detector : Peak Project : 830922-09	Left blank

WIFI	Band 3 Straddle Channel Fundamental @ 3m	
ANT	802.11n HT40 CH142 5710MHz - R	
1	Vertical	Fundamental
Peak	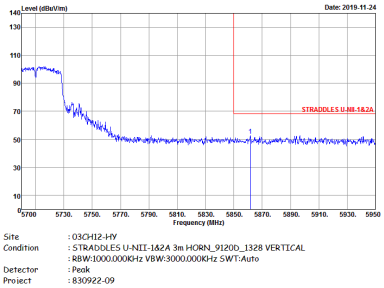	Left blank

Band 3 – Straddle Channel

WIFI 802.11ac VHT80 (Fundamental @ 3m)

WIFI	Band 3 Straddle Channel Fundamental @ 3m	
ANT	802.11ac VHT80 CH138 5690MHz - L	
1	Horizontal	Fundamental
Peak	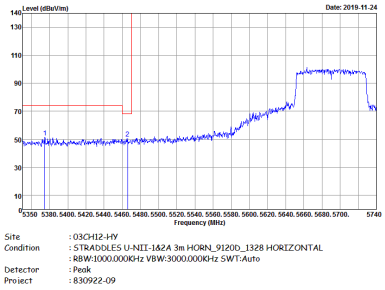	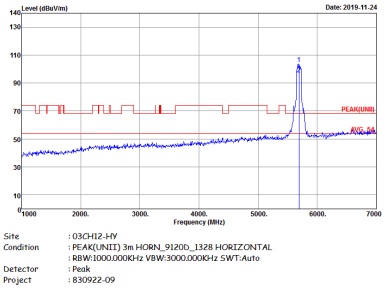
Avg.	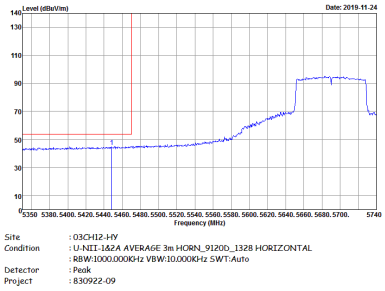	Left blank

WIFI	Band 3 Straddle Channel Fundamental @ 3m	
ANT	802.11ac VHT80 CH138 5690MHz - R	
1	Horizontal	Fundamental
Peak	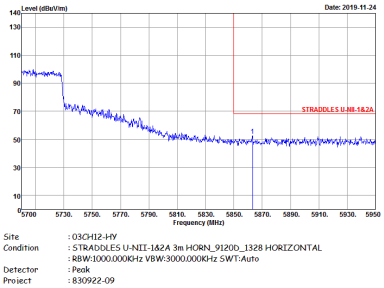	Left blank

WIFI	Band 3 Straddle Channel Fundamental @ 3m	
ANT	802.11ac VHT80 CH138 5690MHz - L	
1	Vertical	Fundamental
Peak	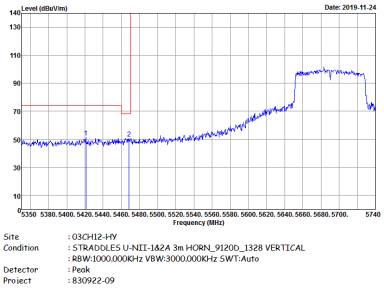	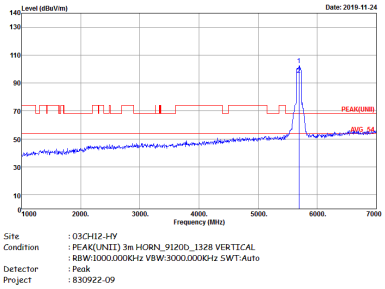
Avg.	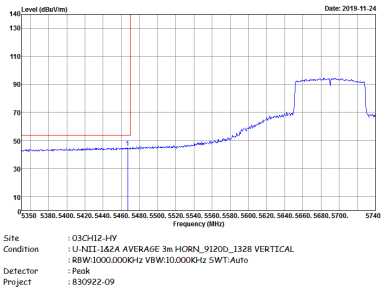	Left blank

WIFI	Band 3 Straddle Channel Fundamental @ 3m	
ANT	802.11ac VHT80 CH138 5690MHz - R	
1	Vertical	Fundamental
Peak	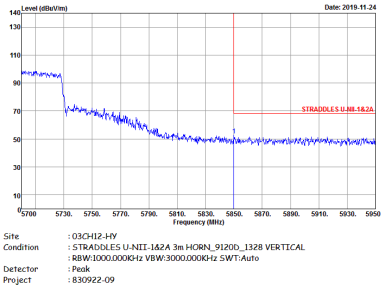	Left blank

Band 3 - Straddle Channel

WIFI 802.11a (Harmonic @ 3m)

WIFI	Band 3 Straddle Channel Harmonic @ 3m	
ANT	802.11a CH144 5720MHz	
1	Horizontal	Vertical
Peak Avg.	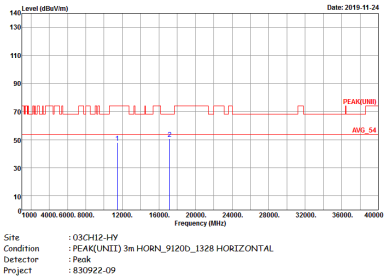	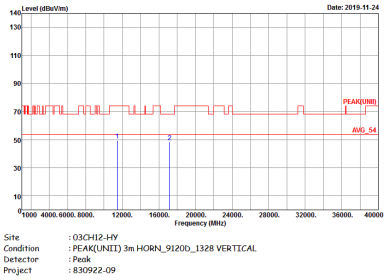

Band 3 – Straddle Channel

WIFI 802.11n HT20 (Harmonic @ 3m)

WIFI	Band 3 Straddle Channel Harmonic @ 3m	
ANT	802.11n HT20 CH144 5720MHz	
1	Horizontal	Vertical
Peak Avg.	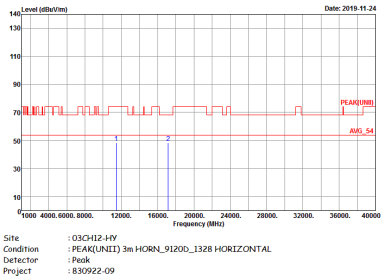	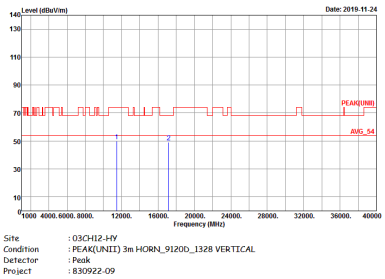

Band 3 – Straddle Channel

WIFI 802.11n HT40 (Harmonic @ 3m)

WIFI	Band 3 Straddle Channel Harmonic @ 3m	
ANT	802.11n HT40 CH142 5710MHz	
1	Horizontal	Vertical
Peak Avg.	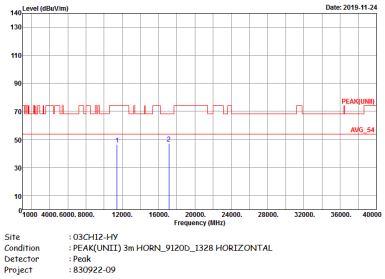	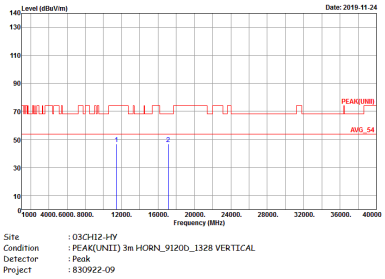

Band 3 – Straddle Channel

WIFI 802.11ac VHT80 (Harmonic @ 3m)

WIFI	Band 3 Straddle Channel Harmonic @ 3m	
ANT	802.11ac VHT80 CH138 5690MHz	
1	Horizontal	Vertical
Peak Avg.	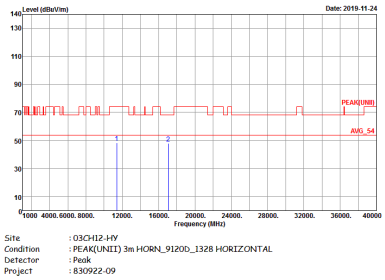	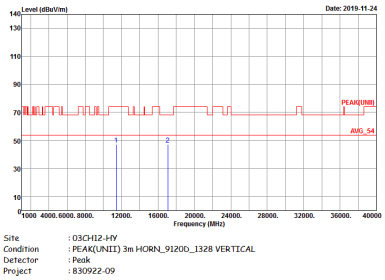

Emission below 1GHz

5GHz WIFI 802.11n HT20 (LF)

WIFI	5GHz WIFI	
ANT	802.11n HT20 LF	
1	Horizontal	Vertical
QP / Peak	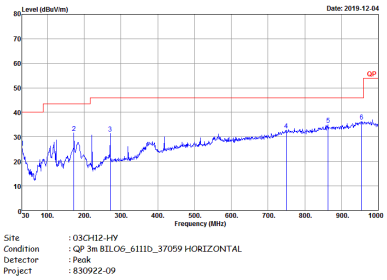	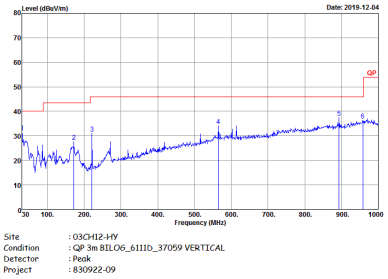

Band 2 - 5250~5350MHz

WIFI 802.11a (Band Edge @ 3m)

WIFI	Band 2 5250~5350MHz Band Edge @ 3m	
ANT	802.11a CH52 5260MHz - L	
2	Horizontal	Fundamental
Peak	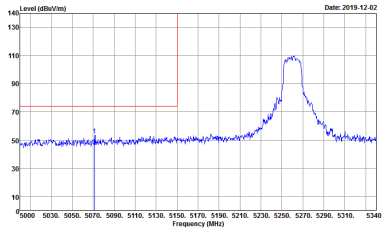 Site : 03CH12-HY Condition : PEAK_BE_74 3m HORN_9120D_1328 HORIZONTAL : RBW:1000.000KHz VBW:3000.000KHz SWT:Auto Detector : Peak Project : 830922-09	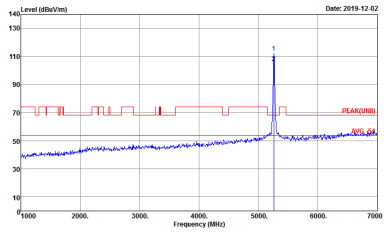 Site : 03CH12-HY Condition : PEAK(UNII) 3m HORN_9120D_1328 HORIZONTAL : RBW:1000.000KHz VBW:3000.000KHz SWT:Auto Detector : Peak Project : 830922-09
Avg.	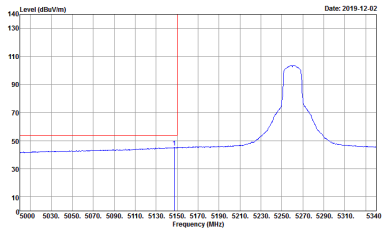 Site : 03CH12-HY Condition : AVG_BE_54 3m HORN_9120D_1328 HORIZONTAL : RBW:1000.000KHz VBW:1.000KHz SWT:Auto Detector : Peak Project : 830922-09	Left blank

WIFI	Band 2 5250~5350MHz Band Edge @ 3m	
ANT	802.11a CH52 5260MHz - R	
2	Horizontal	Fundamental
Peak	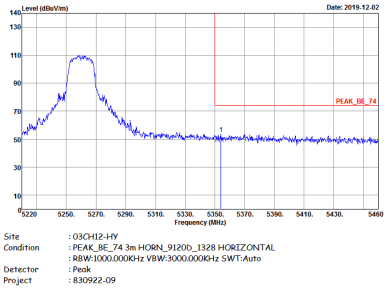	Left blank
Avg.	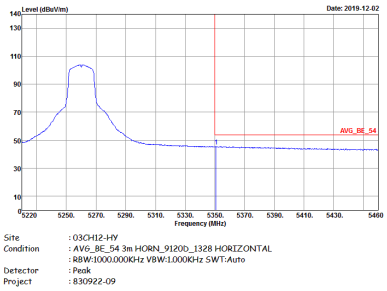	Left blank

WIFI	Band 2 5250~5350MHz Band Edge @ 3m	
ANT	802.11a CH52 5260MHz - L	
2	Vertical	Fundamental
Peak	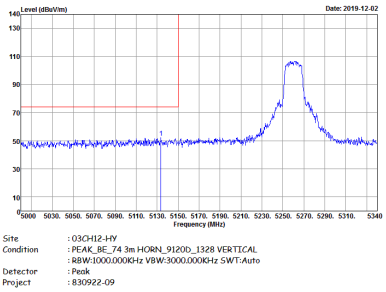	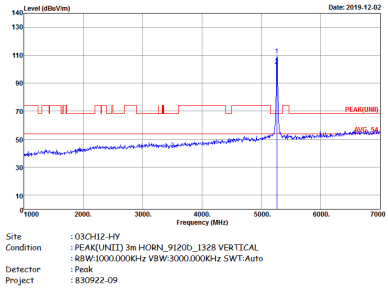
Avg.	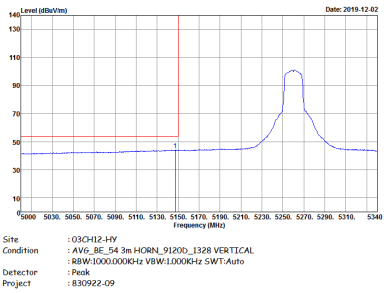	Left blank

WIFI	Band 2 5250~5350MHz Band Edge @ 3m	
ANT	802.11a CH52 5260MHz - R	
2	Vertical	Fundamental
Peak	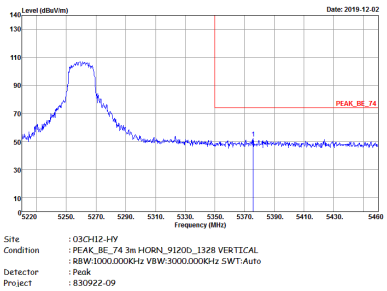	Left blank
Avg.	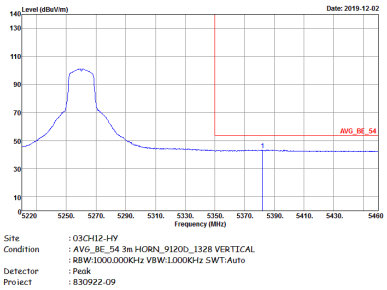	Left blank

WIFI	Band 2 5250~5350MHz Band Edge @ 3m	
ANT	802.11a CH60 5300MHz - L	
2	Horizontal	Fundamental
Peak	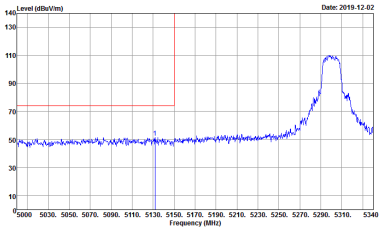 Site : 03CH12-HY Condition : PEAK_BE_74 3m HORN_9120D_1328 HORIZONTAL : RBW:1000.000KHz VBW:3000.000KHz SWT:Auto Detector : Peak Project : 830922-09	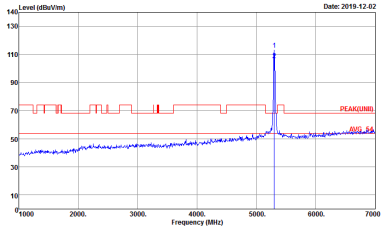 Site : 03CH12-HY Condition : PEAK(UNII) 3m HORN_9120D_1328 HORIZONTAL : RBW:1000.000KHz VBW:3000.000KHz SWT:Auto Detector : Peak Project : 830922-09
Avg.	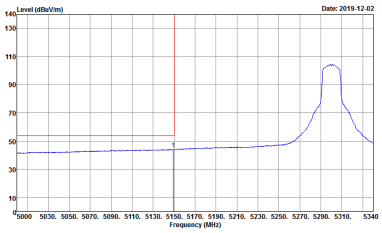 Site : 03CH12-HY Condition : AV6_BE_54 3m HORN_9120D_1328 HORIZONTAL : RBW:1000.000KHz VBW:1.000KHz SWT:Auto Detector : Peak Project : 830922-09	Left blank

WIFI	Band 2 5250~5350MHz Band Edge @ 3m	
ANT	802.11a CH60 5300MHz - R	
2	Horizontal	Fundamental
Peak	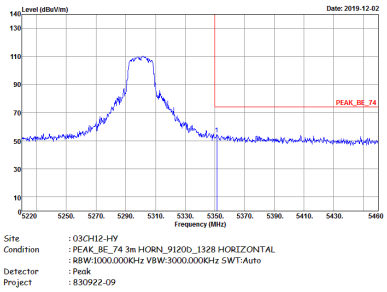	Left blank
Avg.	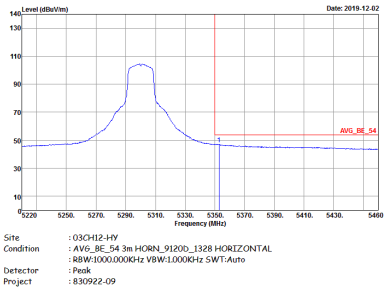	Left blank