LTE + 5.2G WLAN	Front of face	LTE	0.198	0.26
		5.2G WLAN	0.062	
	Body	LTE	1.162	1.515
		5.2G WLAN	0.353	
LTE+ 5.3G WLAN	Front of face	LTE	0.198	0.262
		5.3G WLAN	0.064	
	Body	LTE	1.162	1.554
		5.3G WLAN	0.392	
LTE+ 5.6G WLAN	Front of face	LTE	0.198	0.267
		5.6G WLAN	0.069	
	Body	LTE	1.162	1.564
		5.6G WLAN	0.402	
LTE + 5.8G WLAN	Front of face	LTE	0.198	0.279
		5.8G WLAN	0.081	
	Body	LTE	1.162	1.45
		5.8G WLAN	0.288	

Simultaneous transmission SAR test exclusion is determined for each operating configuration and exposure condition according to the reported standalone SAR of each applicable simultaneous transmitting antenna.

13. Equipment List

Kind of Equipment	Manufacturer	Type No.	Serial No.	Last Calibration	Calibrated Until
750MHz Dipole	MVG	SID750	SN 30/14 DIP0G750-331	2020.07.14	2023.07.13
835MHz Dipole	MVG	SID835	SN 30/14 DIP0G835-332	2020.07.14	2023.07.13
900MHz Dipole	MVG	SID900	SN 30/14 DIP0G900-328	2020.07.14	2023.07.13
1800MHz Dipole	MVG	SID1800	SN 30/14 DIP1G800-329	2020.07.14	2023.07.13
1900MHz Dipole	MVG	SID1900	SN 30/14 DIP1G900-333	2020.07.14	2023.07.13
2450MHzDipole	MVG	SID2450	SN 30/14 DIP2G450-335	2020.07.14	2023.07.13
2600MHz Dipole	MVG	SID2600	SN 30/14 DIP2G600-336	2020.07.14	2023.07.13
Waveguide	MVG	SWG5500	SN 13/14 WGA32	2020.07.14	2023.07.13
E-Field Probe	MVG	SSE2	SN 07/21 EPGO352	2021.03.01	2022.02.28
Dielectric Probe Kit	MVG	SCLMP	SN 32/14 OCPG67	2020.11.24	2021.11.23
Antenna	MVG	ANTA3	SN 07/13 ZNTA52	N/A	N/A
Phantom1	MVG	SAM	SN 32/14 SAM115	N/A	N/A
Phantom2	MVG	SAM	SN 32/14 SAM116	N/A	N/A
Phone holder	MVG	N/A	SN 32/14 MSH97	N/A	N/A
Laptop holder	MVG	N/A	SN 32/14 LSH29	N/A	N/A
Attenuator	Agilent	99899	DC-18GHz	N/A	N/A
Directional coupler	Narda	4226-20	3305	N/A	N/A
Network Analyzer	Agilent	8753ES	US38432810	2021.09.29	2022.09.28
Multi Meter	Keithley	Multi Meter 2000	4050073	2021.10.08	2022.10.07
Signal Generator	Agilent	N5182A	MY50140530	2021.09.30	2022.09.29
Wireless Communication Test Set	Agilent	8960-E5515C	MY48360751	2021.09.30	2022.09.29
Wireless Communication Test Set	R&S	CMW500	117239	2021.09.30	2022.09.29
Power Amplifier	DESAY	ZHL-42W	9638	2021.10.09	2022.10.08
Power Meter	R&S	NRP	100510	2021.09.29	2022.09.28
Power Sensor	R&S	NRP-Z11	101919	2021.09.29	2022.09.28
Temperature hygrometer	SuWei	SW-108	N/A	2021.10.09	2022.10.08
Thermograph	Elitech	RC-4	S/N EF7176501537	2021.10.09	2022.10.08

Note:
Per KDB 865664 D01, Dipole SAR Validation Verification, STS LAB has adopted 3 years calibration intervals. On annual basis, every measurement dipole has been evaluated and is in compliance with the following criteria:
1. There is no physical damage on the dipole
2. System validation with specific dipole is within 10% of calibrated value Return-loss in within 20% of calibrated measurement

Appendix A. System Validation Plots

System Performance Check Data (750MHz)

Type: Phone measurement (Complete)
Area scan resolution: dx=8mm, dy=8mm
Zoom scan resolution: dx=8mm, dy=8mm, dz=5mm
Date of measurement: 2021-09-14

Experimental conditions

Phantom	Validation plane
Device Position	-
Band	750MHz
Channels	-
Signal	CW
Frequency (MHz)	750MHz
Relative permittivity	42.93
Conductivity (S/m)	0.91
Probe	SN 07/21 EPGO352
ConvF	1.58
Crest factor	1:1

SURFACE SAR	VOLUME SAR
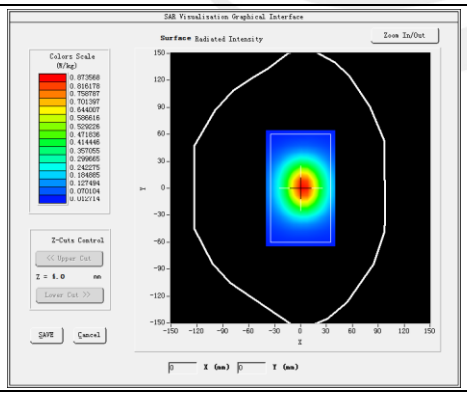	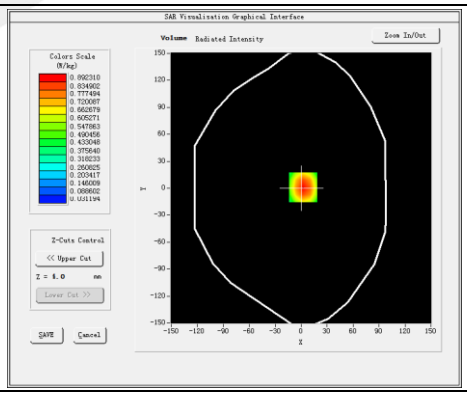

Maximum location: X=2.00, Y=1.00

SAR 10g (W/Kg)	0.564742
SAR 1g (W/Kg)	0.873257

Z Axis Scan

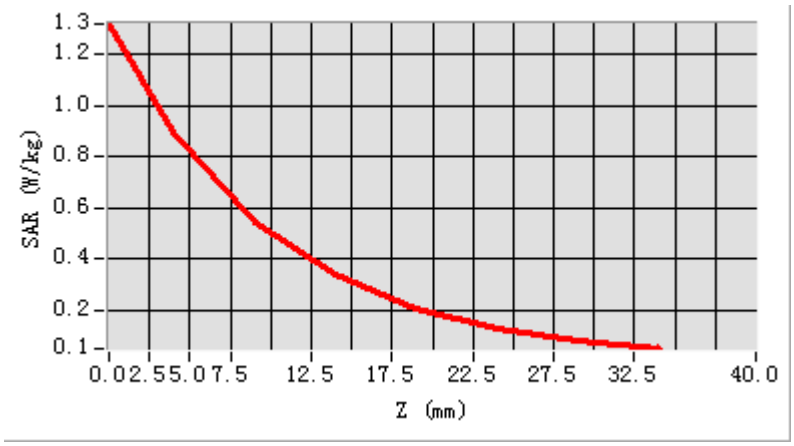
1.3
1.2
1.0
0.8
0.6
0.4
0.2
0.1
SAR (W/kg)
0.0 2.5 5.0 7.5 12.5 17.5 22.5 27.5 32.5 40.0
Z (mm)

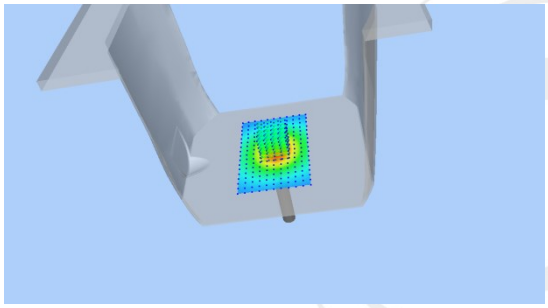

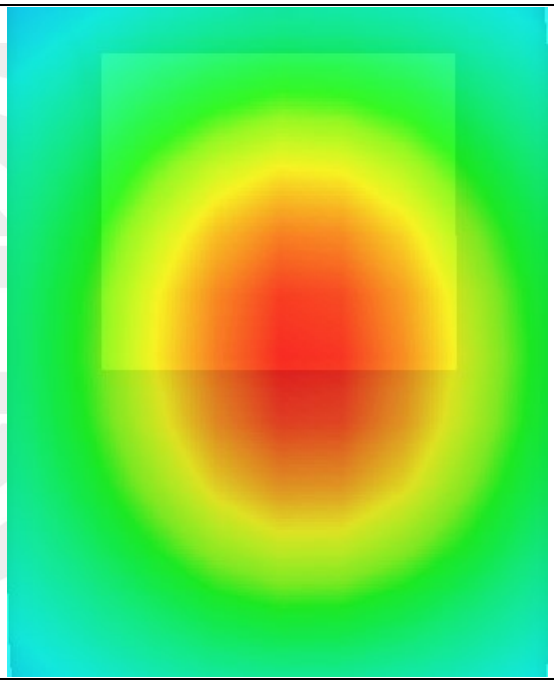

System Performance Check Data (835MHz)

Type: Phone measurement (Complete)
Area scan resolution: dx=8mm, dy=8mm
Zoom scan resolution: dx=8mm, dy=8mm, dz=5mm
Date of measurement: 2021-09-14

Experimental conditions

Phantom	Validation plane
Device Position	-
Band	835MHz
Channels	-
Signal	CW
Frequency (MHz)	835MHz
Relative permittivity	42.03
Conductivity (S/m)	0.88
Probe	SN 07/21 EPGO352
ConvF:	1.48
Crest factor:	1:1

SURFACE SAR	VOLUME SAR
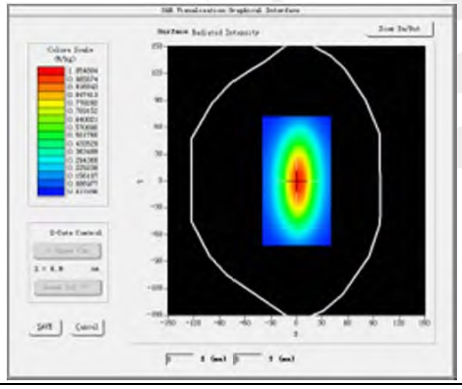	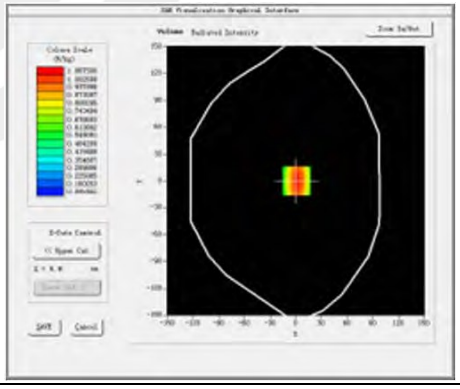

Maximum location: X=1.00, Y=0.00

SAR 10g (W/Kg)	0.598567
SAR 1g (W/Kg)	0.942178

Z Axis Scan

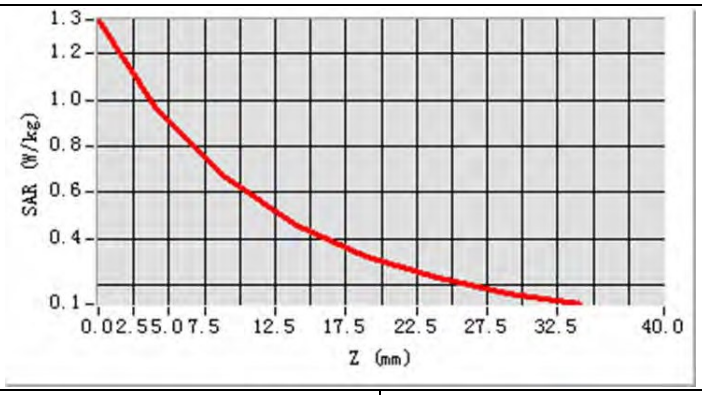



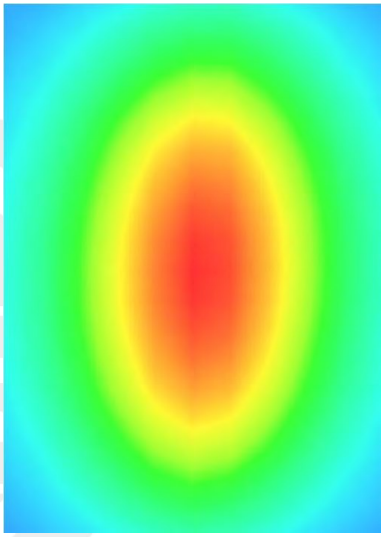

System Performance Check Data (900MHz)

Type: Phone measurement (Complete)
Area scan resolution: dx=8mm, dy=8mm
Zoom scan resolution: dx=8mm, dy=8mm, dz=5mm
Date of measurement: 2021-09-14

Experimental conditions.

Phantom	Validation plane
Device Position	-
Band	900MHz
Channels	-
Signal	CW
Frequency (MHz)	900MHz
Relative permittivity	42.84
Conductivity (S/m)	0.95
Probe	SN 07/21 EPGO352
ConvF	1.51
Crest factor:	1:1

SURFACE SAR	VOLUME SAR
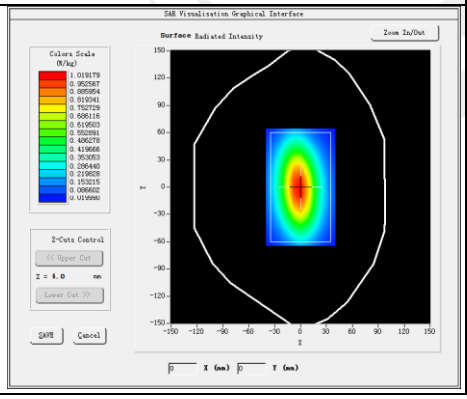	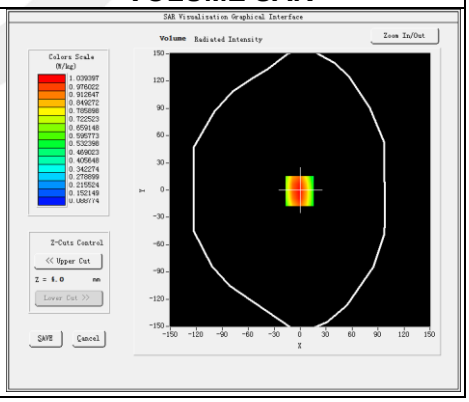

Maximum location: X=7.00, Y=-1.00

SAR 10g (W/Kg)	0.686824
SAR 1g (W/Kg)	1.096478

Z Axis Scan

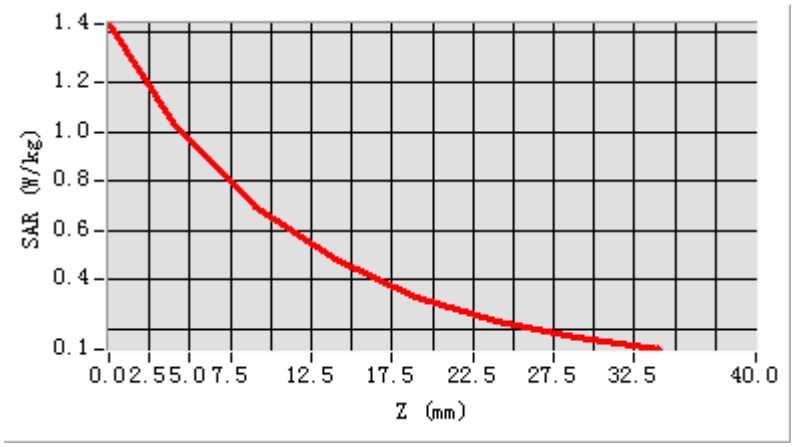

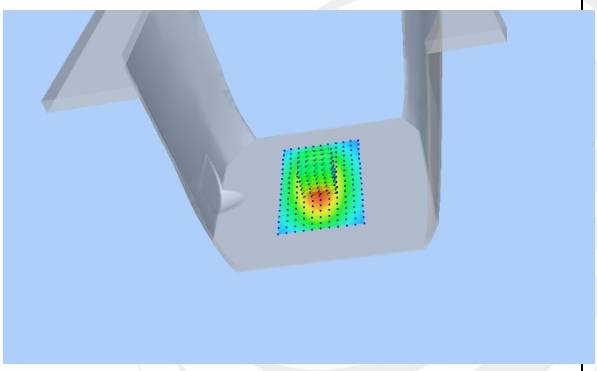

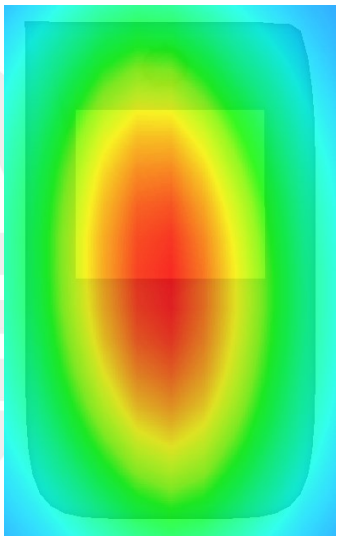

System Performance Check Data (1800MHz)

Type: Phone measurement (Complete)
Area scan resolution: dx=8mm, dy=8mm
Zoom scan resolution: dx=8mm, dy=8mm, dz=5mm
Date of measurement: 2021-09-15

Experimental conditions.

Phantom	Validation plane
Device Position	-
Band	1800MHz
Channels	-
Signal	CW
Frequency (MHz)	1800MHz
Relative permittivity	39.92
Conductivity (S/m)	1.45
Probe	SN 07/21 EPGO352
ConvF	1.60
Crest factor:	1:1

SURFACE SAR	VOLUME SAR
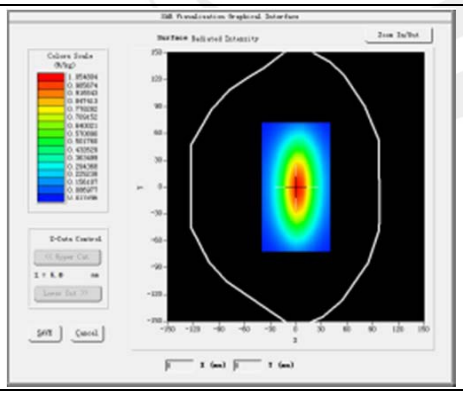	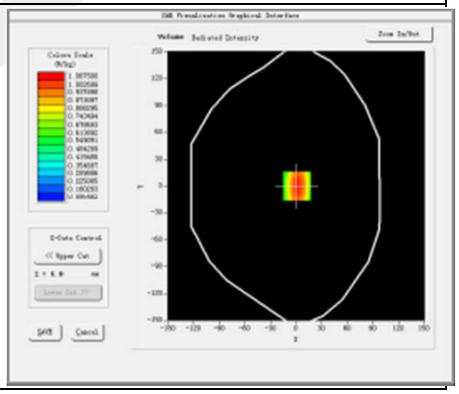

Maximum location: X=7.00, Y=-1.00

SAR 10g (W/Kg)	2.075368
SAR 1g (W/Kg)	3.814678

Z Axis Scan

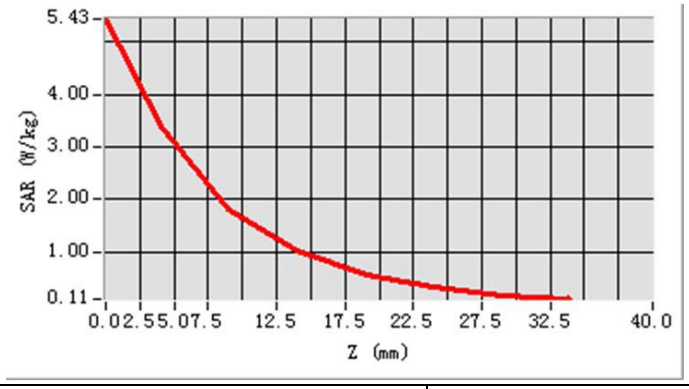
5.43
4.00
3.00
2.00
1.00
0.11
SAR (W/kg)
0.0 2.5 5.0 7.5 12.5 17.5 22.5 27.5 32.5 40.0
Z (mm)

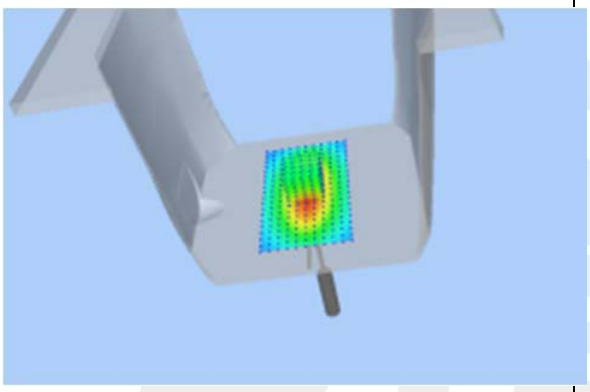

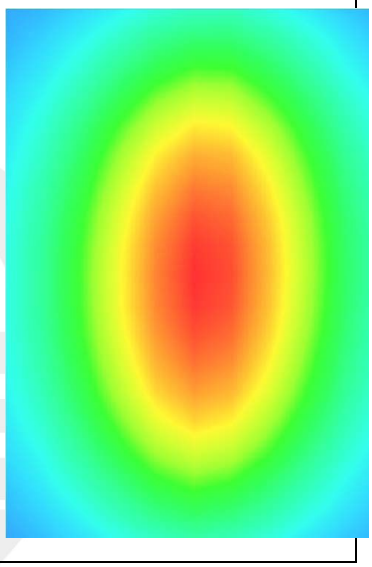

System Performance Check Data (1900MHz)

Type: Phone measurement (Complete)
Area scan resolution: dx=8mm, dy=8mm
Zoom scan resolution: dx=8mm, dy=8mm, dz=5mm
Date of measurement: 2021-09-15

Experimental conditions.

Device Position	Validation plane
Band	1900MHz
Channels	-
Signal	CW
Frequency (MHz)	1900
Relative permittivity	38.49
Conductivity (S/m)	1.39
Probe	SN 07/21 EPGO352
ConvF	1.84
Crest factor:	1:1

SURFACE SAR	VOLUME SAR
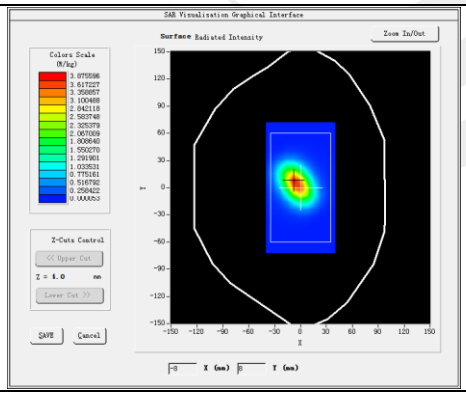	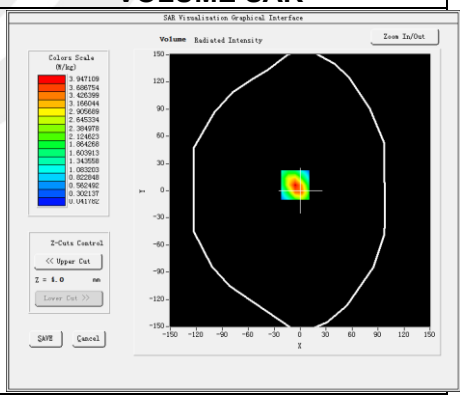

Maximum location: X=2.00, Y=2.00

SAR 10g (W/Kg)	2.035367
SAR 1g (W/Kg)	3.865834

Z Axis Scan

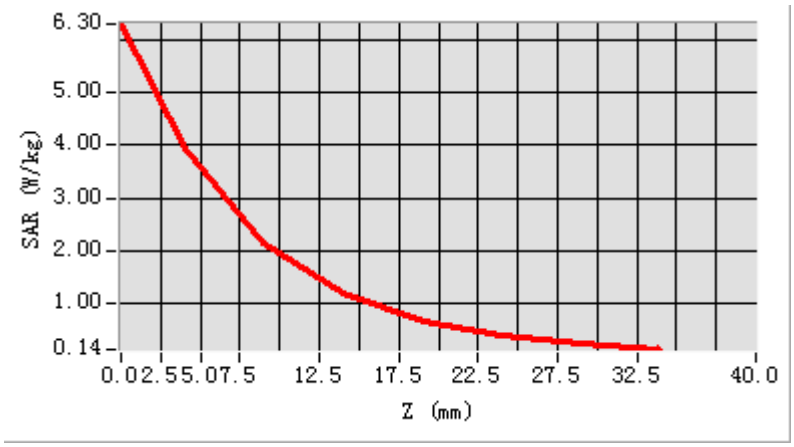
6.30
5.00
4.00
3.00
2.00
1.00
0.14
SAR (W/kg)
0.0 2.5 5.0 7.5 12.5 17.5 22.5 27.5 32.5 40.0
Z (mm)

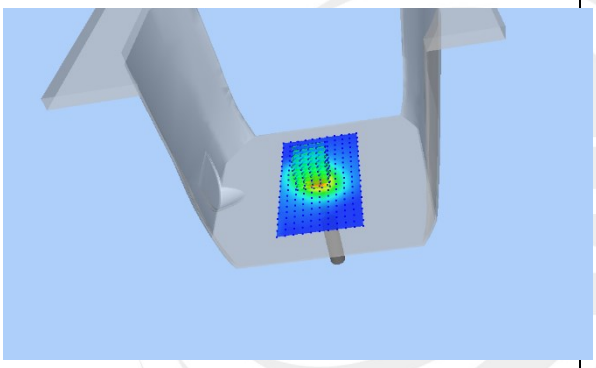

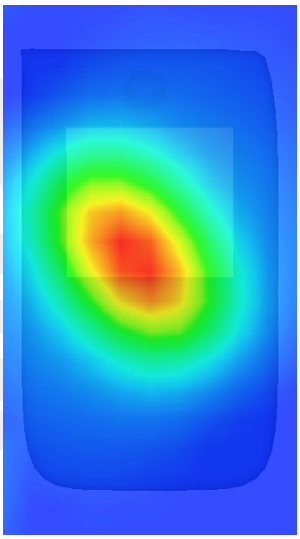

System Performance Check Data (2450MHz)

Type: Phone measurement (Complete)

Area scan resolution: dx=8mm, dy=8mm

Zoom scan resolution: dx=8mm, dy=8mm, dz=5mm

Date of measurement: 2021-09-29

Experimental conditions.

Device Position	Validation plane
Band	2450 MHz
Channels	-
Signal	CW
Frequency (MHz)	2450
Relative permittivity	39.73
Conductivity (S/m)	1.79
Probe	SN 07/21 EPGO352
ConvF	1.97
Crest factor:	1:1

SURFACE SAR	VOLUME SAR
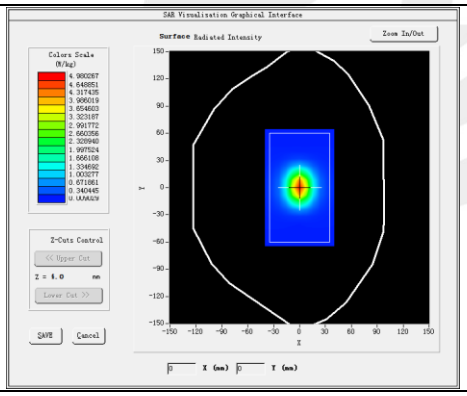	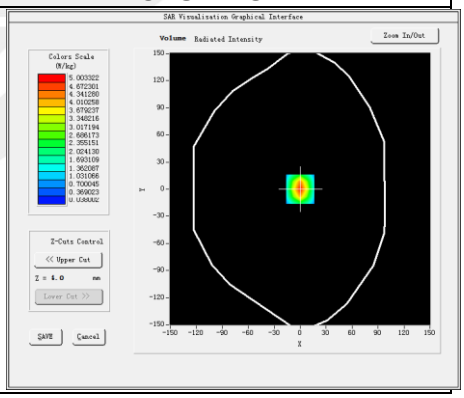

Maximum location: X=3.00, Y=1.00

SAR 10g (W/Kg)	2.334671
SAR 1g (W/Kg)	5.176389

Z Axis Scan

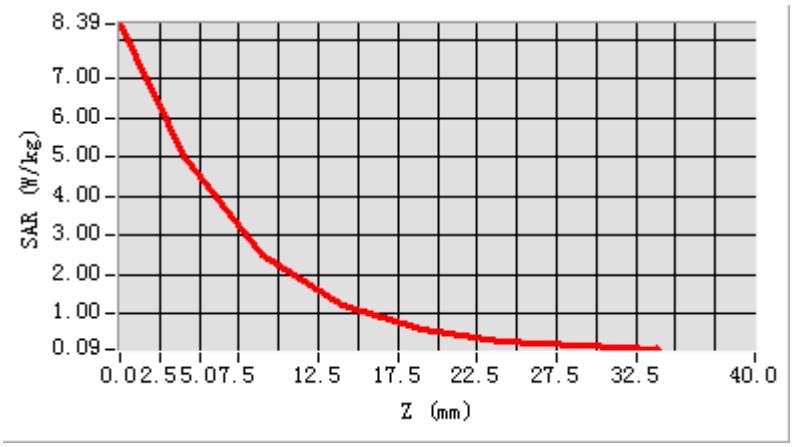
8.39
7.00
6.00
5.00
4.00
3.00
2.00
1.00
0.09
SAR (W/kg)
0.0 2.5 5.0 7.5 12.5 17.5 22.5 27.5 32.5 40.0
Z (mm)

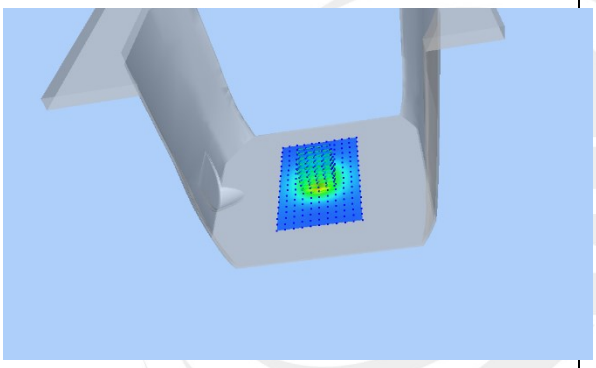

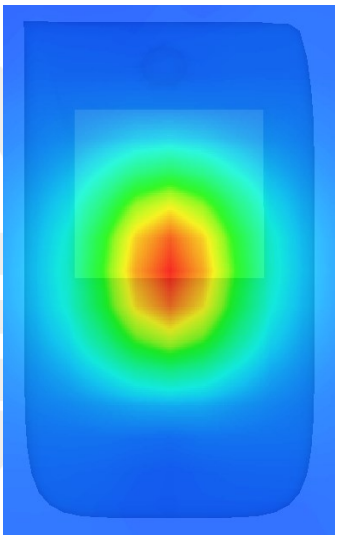

System Performance Check Data (2600MHz)

Type: Phone measurement (Complete)
Area scan resolution: dx=8mm, dy=8mm
Zoom scan resolution: dx=8mm, dy=8mm, dz=5mm
Date of measurement: 2021-09-29

Experimental conditions.

Device Position	Validation plane
Band	2600 MHz
Channels	-
Signal	CW
Frequency (MHz)	2600
Relative permittivity	38.42
Conductivity (S/m)	1.10
Probe	SN 07/21 EPGO352
ConvF	1.85
Crest factor:	1:1

SURFACE SAR	VOLUME SAR
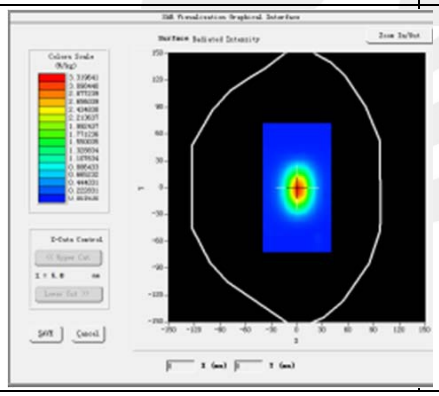	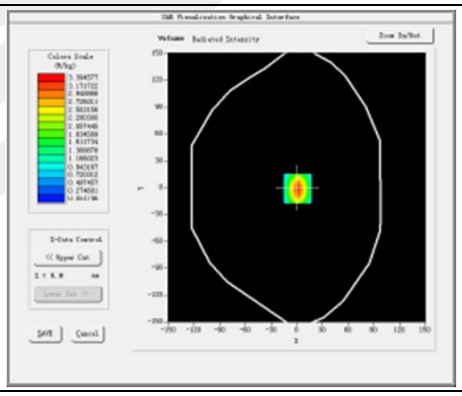

Maximum location: X=3.00, Y=1.00

SAR 10g (W/Kg)	2.555368
SAR 1g (W/Kg)	5.738795

Z Axis Scan

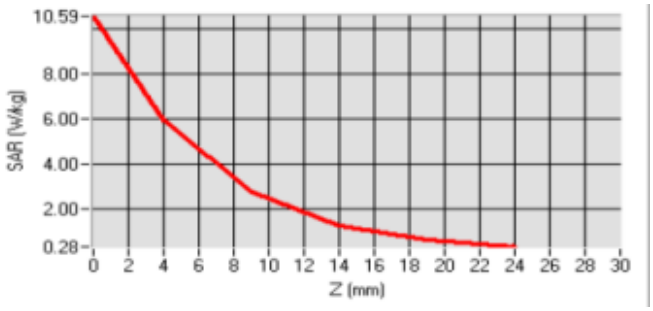
10.59
8.00
6.00
4.00
2.00
0.28
SAR (W/kg)
0 2 4 6 8 10 12 14 16 18 20 22 24 26 28 30
Z (mm)

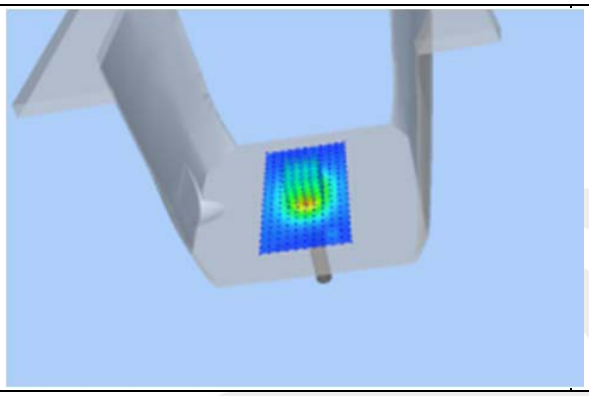

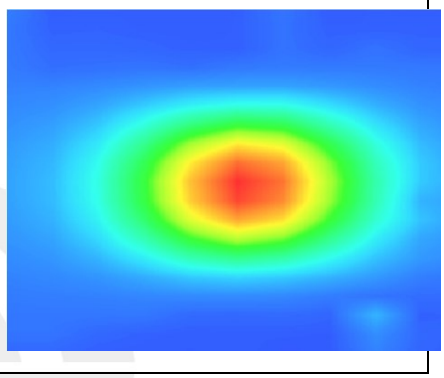

System Performance Check Data(5200MHz)

Type: Dipole measurement (Complete)
Area scan resolution: dx=8mm,dy=8mm
Zoom scan resolution: dx=4mm, dy=4mm, dz=2mm
Date of measurement: 2021-09-29

Experimental conditions.

Device Position	Validation plane
Band	5200 MHz
Channels	-
Signal	CW
Frequency (MHz)	5200
Relative permittivity	35.73
Conductivity (S/m)	4.69
Probe	SN 07/21 EPGO352
ConvF	1.86
Crest factor:	1:1

SURFACE SAR	VOLUME SAR
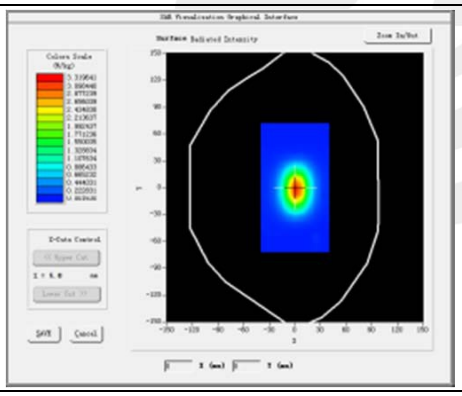	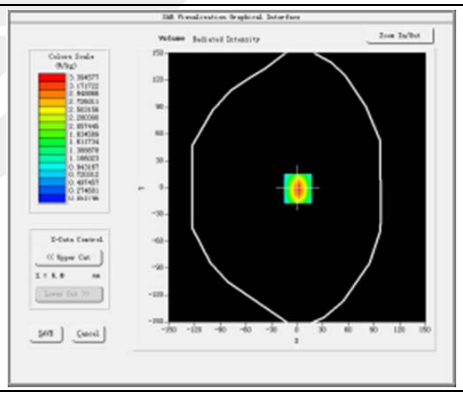

Maximum location: X=7.00, Y=2.00

SAR 10g (W/Kg)	5.795342
SAR 1g (W/Kg)	15.661209

Z Axis Scan

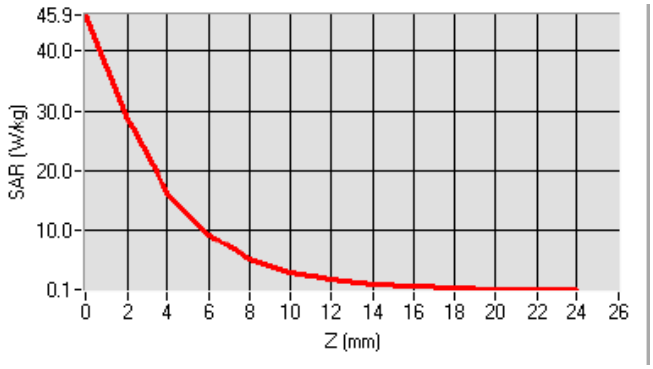

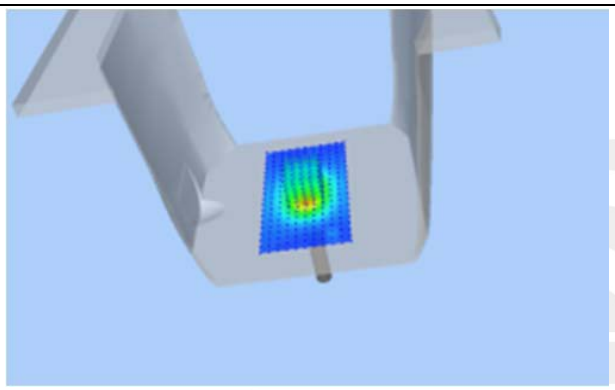

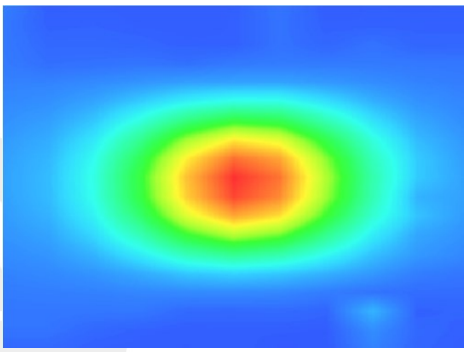

System Performance Check Data(5300MHz)

Type: Dipole measurement (Complete)
Area scan resolution: dx=8mm,dy=8mm
Zoom scan resolution: dx=4mm, dy=4mm, dz=2mm
Date of measurement: 2021-09-29

Experimental conditions.

Device Position	Validation plane
Band	5300 MHz
Channels	-
Signal	CW
Frequency (MHz)	5300
Relative permittivity	35.06
Conductivity (S/m)	4.75
Probe	SN 07/21 EPGO352
ConvF	1.86
Crest factor:	1:1

SURFACE SAR	VOLUME SAR
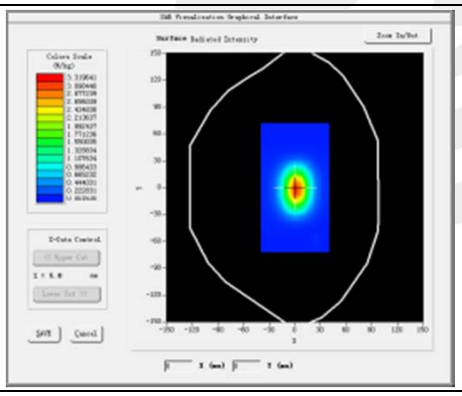	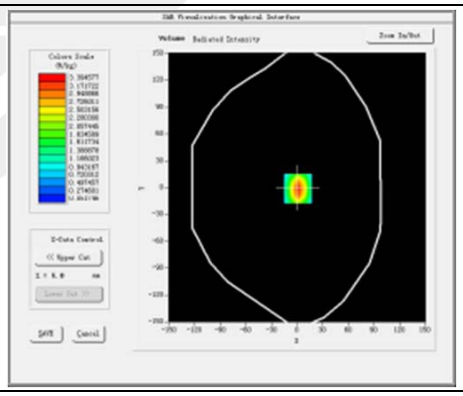

Maximum location: X=7.00, Y=2.00

SAR 10g (W/Kg)	5.787564
SAR 1g (W/Kg)	17.140387

Z Axis Scan

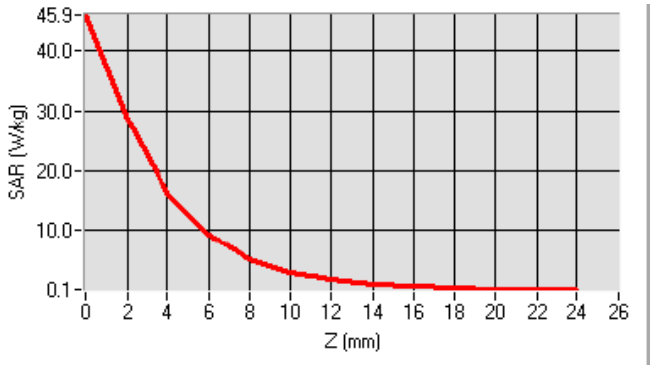

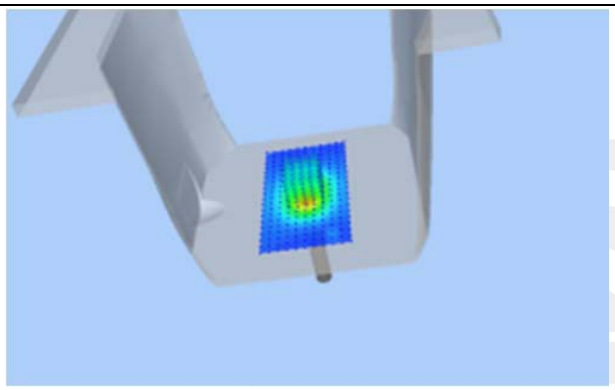

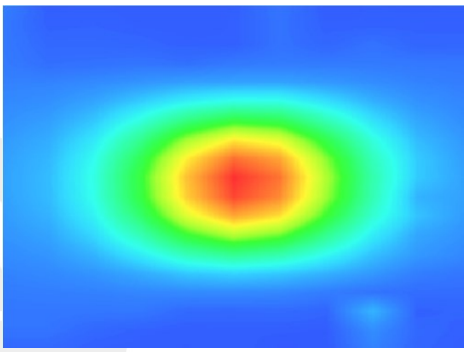

System Performance Check Data(5600MHz)

Type: Dipole measurement (Complete)
Area scan resolution: dx=8mm,dy=8mm
Zoom scan resolution: dx=4mm, dy=4mm, dz=2mm
Date of measurement: 2021-09-29

Experimental conditions.

Device Position	Validation plane
Band	5600 MHz
Channels	-
Signal	CW
Frequency (MHz)	5600
Relative permittivity	36.16
Conductivity (S/m)	5.02
Probe	SN 07/21 EPGO352
ConvF	1.86
Crest factor:	1:1

SURFACE SAR	VOLUME SAR
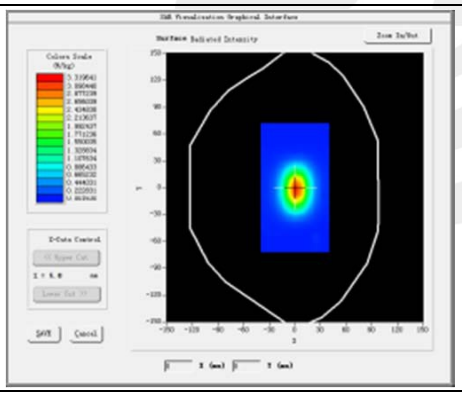	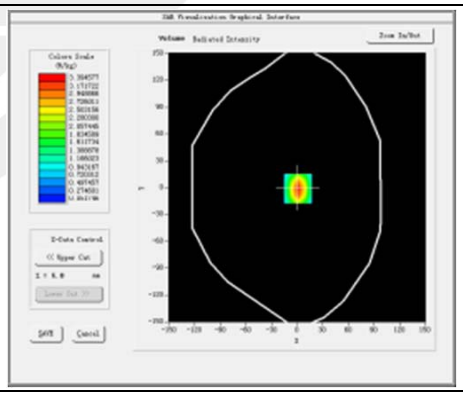

Maximum location: X=7.00, Y=2.00

SAR 10g (W/Kg)	5.998521
SAR 1g (W/Kg)	17.273865

Z Axis Scan

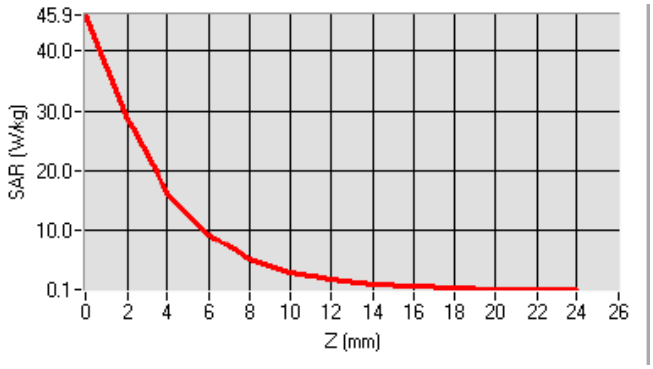

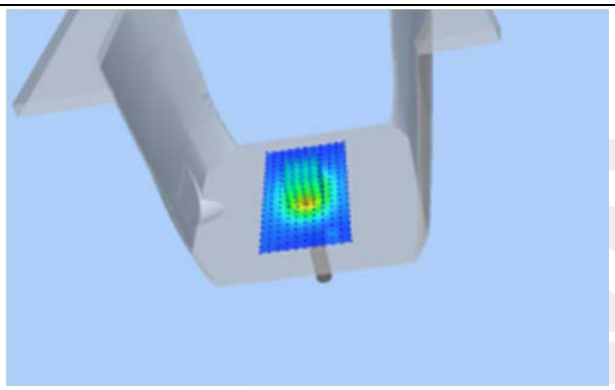

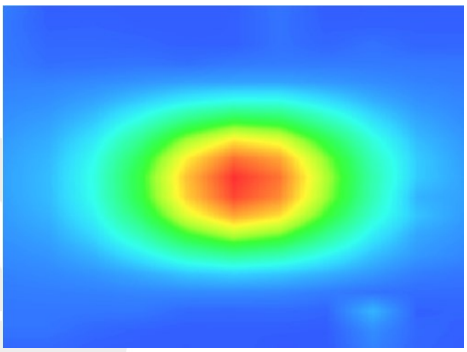

System Performance Check Data(5800MHz)

Type: Dipole measurement (Complete)
Area scan resolution: dx=8mm,dy=8mm
Zoom scan resolution: dx=4mm, dy=4mm, dz=2mm
Date of measurement: 2021-09-29

Experimental conditions.

Device Position	Validation plane
Band	5800 MHz
Channels	-
Signal	CW
Frequency (MHz)	5800
Relative permittivity	35.32
Conductivity (S/m)	5.21
Probe	SN 07/21 EPGO352
ConvF	1.86
Crest factor:	1:1

SURFACE SAR	VOLUME SAR
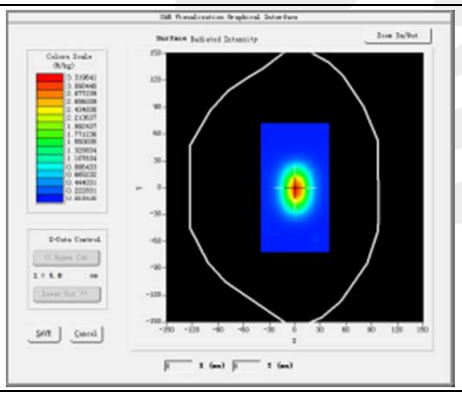	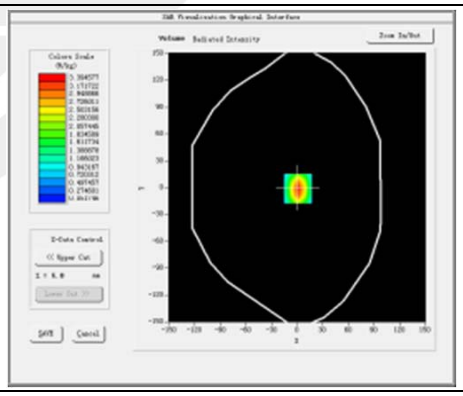

Maximum location: X=7.00, Y=2.00

SAR 10g (W/Kg)	6.283567
SAR 1g (W/Kg)	18.438236

Z Axis Scan

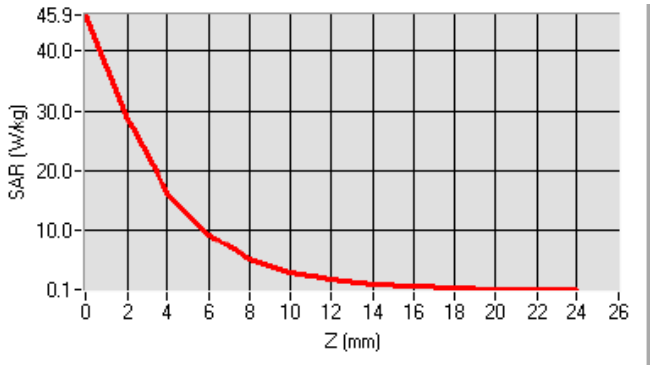

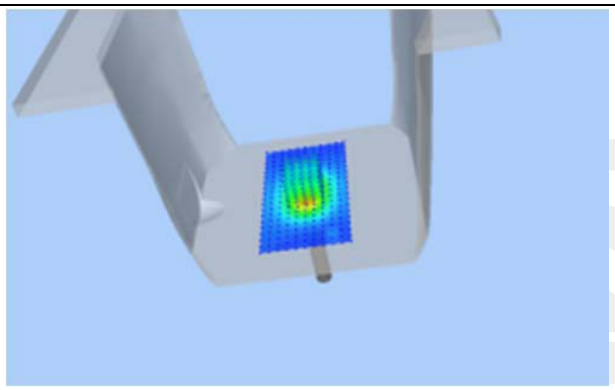

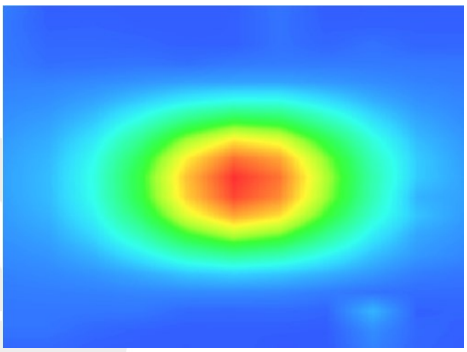

Appendix B. SAR Test Plots

Plot 1: DUT: Siyata SD7; EUT Model: SD7

Test Date	2021-09-15
Probe	SN 07/21 EPGO352
ConvF	1.84
Area Scan	dx=8mm, dy=8mm, h= 5.00 mm
Zoom Scan	5x5x7, dx=8mm, dy=8mm, dz=5mm, Complete/ndx=8mm, dy=8mm, h= 5.00 mm
Phantom	Validation plane
Device Position	Front of face
Band	WCDMA II
Channels	Low
Signal	WCDMA (Crest factor: 1.0)
Frequency (MHz)	1852.4
Relative permittivity (real part)	40.05
Conductivity (S/m)	1.37

Maximum location: X=40.00, Y=-47.00

SAR Peak: 0.12 W/kg

SAR 10g (W/Kg)	0.054854
SAR 1g (W/Kg)	0.081608

SURFACE SAR	VOLUME SAR
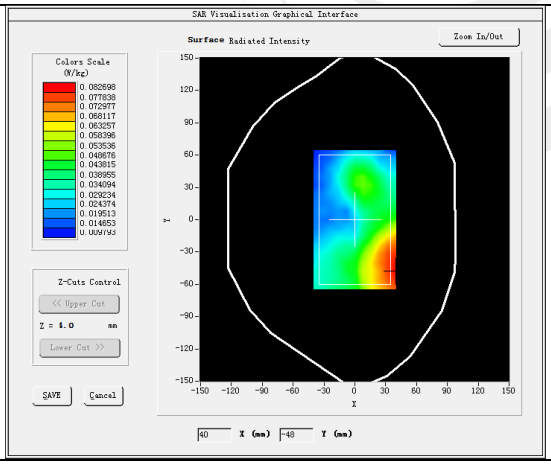	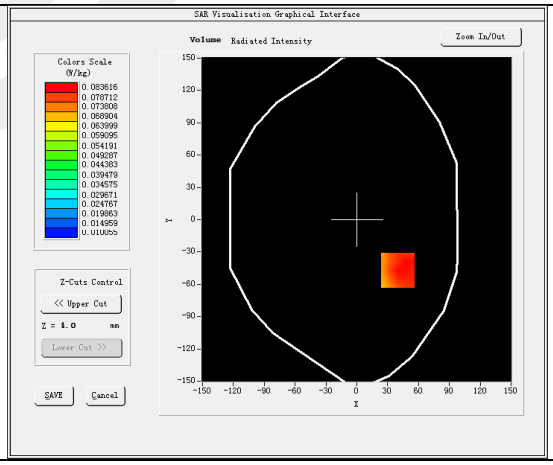
3D screen shot	**Z Axis Scan**
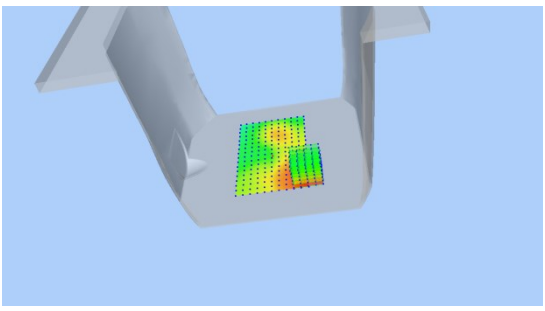	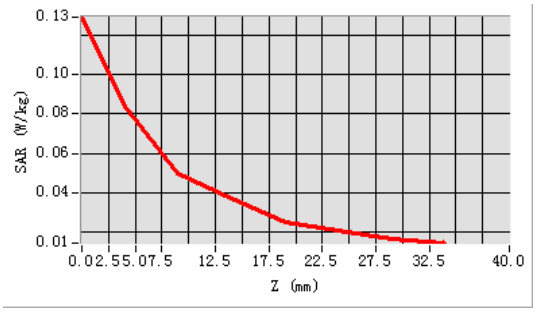

Plot 2: DUT: Siyata SD7; EUT Model: SD7

Test Date	2021-09-15
Probe	SN 07/21 EPGO352
ConvF	1.84
Area Scan	dx=8mm, dy=8mm, h= 5.00 mm
Zoom Scan	5x5x7, dx=8mm, dy=8mm, dz=5mm, Complete/ndx=8mm, dy=8mm, h= 5.00 mm
Phantom	Validation plane
Device Position	Body Back
Band	WCDMA II
Channels	Low
Signal	WCDMA (Crest factor: 1.0)
Frequency (MHz)	1852.4
Relative permittivity (real part)	40.05
Conductivity (S/m)	1.37

Maximum location: X=-6.00, Y=-31.00

SAR Peak: 1.41 W/kg

SAR 10g (W/Kg)	0.464468
SAR 1g (W/Kg)	0.880073

SURFACE SAR	VOLUME SAR
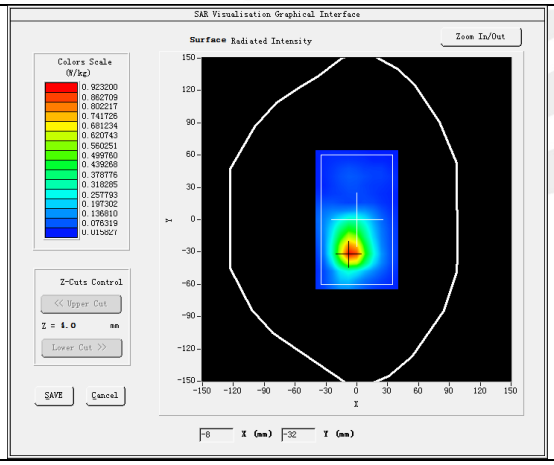	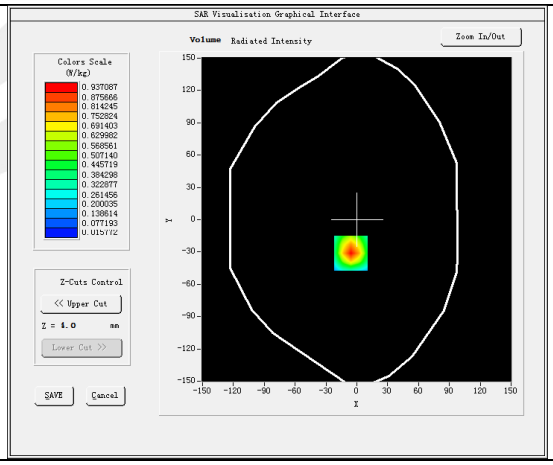
3D screen shot	**Z Axis Scan**
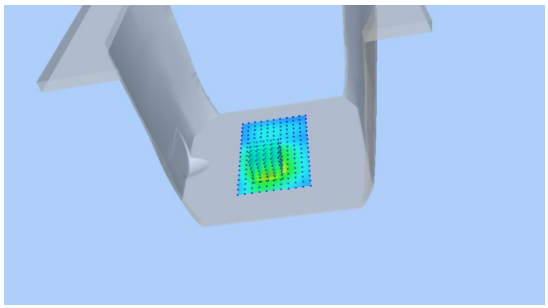	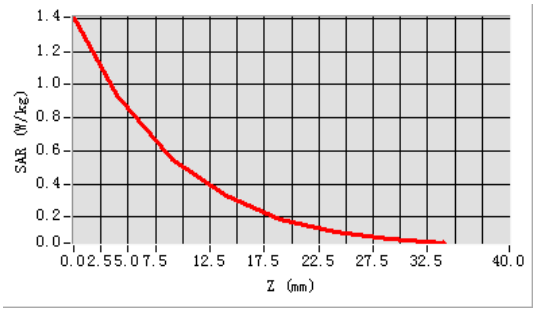

Plot 3: DUT: Siyata SD7; EUT Model: SD7

Test Date	2021-09-14
Probe	SN 07/21 EPGO352
ConvF	1.84
Area Scan	dx=8mm, dy=8mm, h= 5.00 mm
Zoom Scan	5x5x7, dx=8mm, dy=8mm, dz=5mm, Complete/ndx=8mm, dy=8mm, h= 5.00 mm
Phantom	Validation plane
Device Position	Front of face
Band	WCDMA V
Channels	High
Signal	WCDMA (Crest factor: 1.0)
Frequency (MHz)	846.6
Relative permittivity (real part)	43.39
Conductivity (S/m)	0.92

Maximum location: X=1.00, Y=58.00

SAR Peak: 0.14 W/kg

SAR 10g (W/Kg)	0.082249
SAR 1g (W/Kg)	0.113044

SURFACE SAR	VOLUME SAR
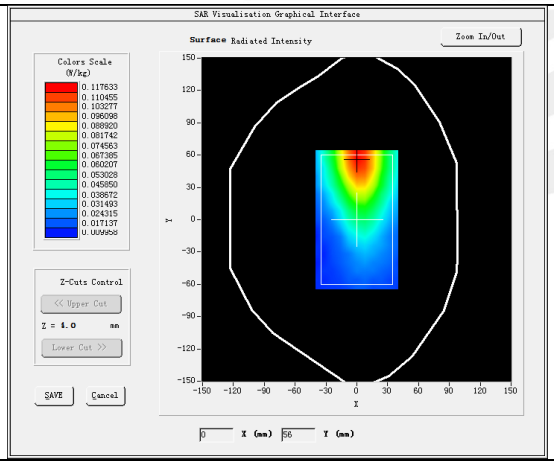	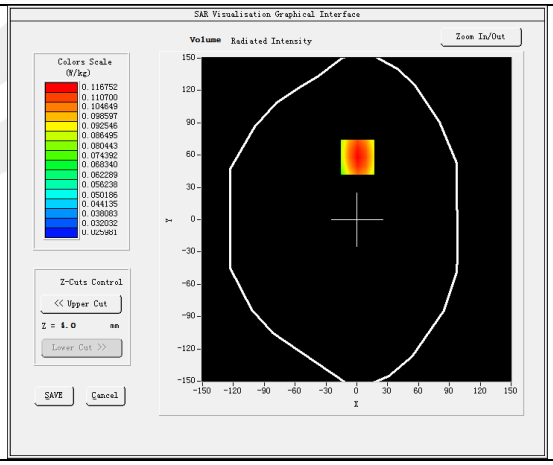
3D screen shot	**Z Axis Scan**
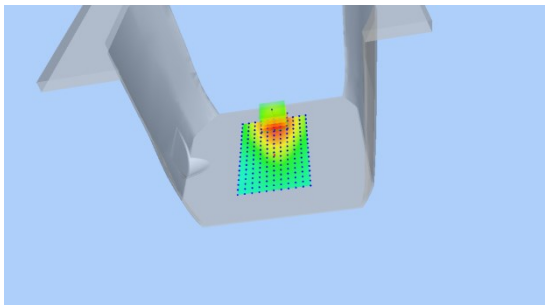	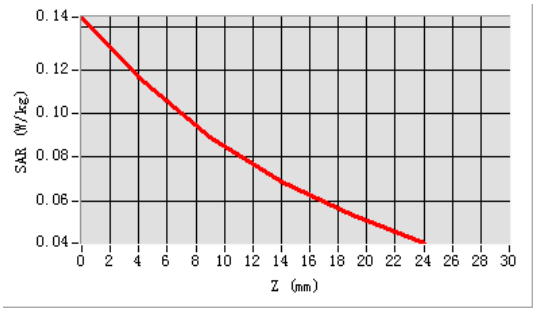

Plot 4: DUT: Siyata SD7; EUT Model: SD7

Test Date	2021-09-15
Probe	SN 07/21 EPGO352
ConvF	1.84
Area Scan	dx=8mm, dy=8mm, h= 5.00 mm
Zoom Scan	5x5x7, dx=8mm, dy=8mm, dz=5mm, Complete/ndx=8mm, dy=8mm, h= 5.00 mm
Phantom	Validation plane
Device Position	Body Back
Band	WCDMA V
Channels	High
Signal	WCDMA (Crest factor: 1.0)
Frequency (MHz)	846.6
Relative permittivity (real part)	43.39
Conductivity (S/m)	0.92

Maximum location: X=1.00, Y=-8.00

SAR Peak: 0.40 W/kg

SAR 10g (W/Kg)	0.231225
SAR 1g (W/Kg)	0.314382

SURFACE SAR	VOLUME SAR
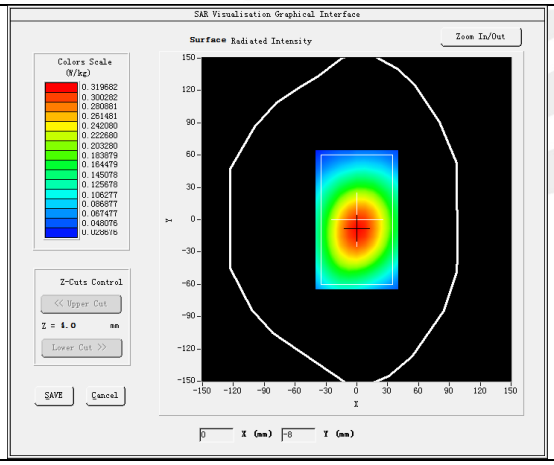	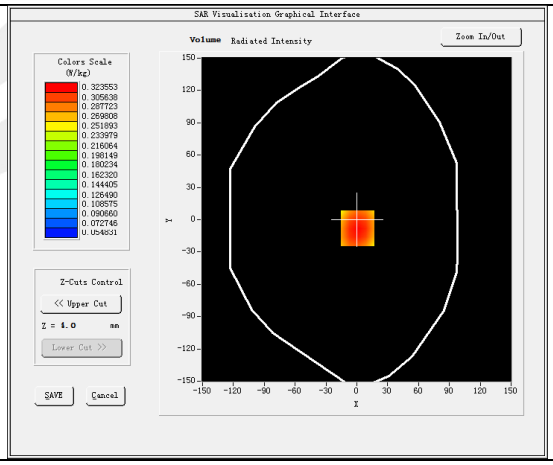
3D screen shot	**Z Axis Scan**
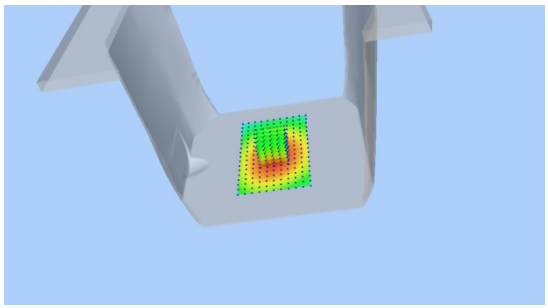	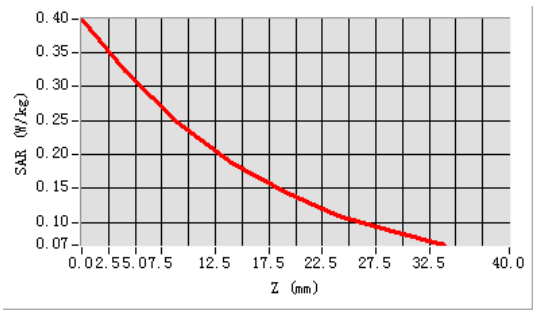

Plot 5: DUT: Siyata SD7; EUT Model: SD7

Test Date	2021-09-15
Probe	SN 07/21 EPGO352
Area Scan	dx=8mm, dy=8mm, h= 5.00 mm
Zoom Scan	5x5x7, dx=8mm, dy=8mm, dz=5mm, Complete/ndx=8mm, dy=8mm, h= 5.00 mm
Phantom	Validation plane
Device Position	Front of face
Band	WCDMA IV
Channels	High
Signal	WCDMA (Crest factor: 1.0)
Frequency (MHz)	1752.4
Relative permittivity (real part)	39.86
Conductivity (S/m)	1.33

Maximum location: X=-22.00, Y=-15.00

SAR Peak: 0.20 W/kg

SAR 10g (W/Kg)	0.087208
SAR 1g (W/Kg)	0.134111

SURFACE SAR	VOLUME SAR
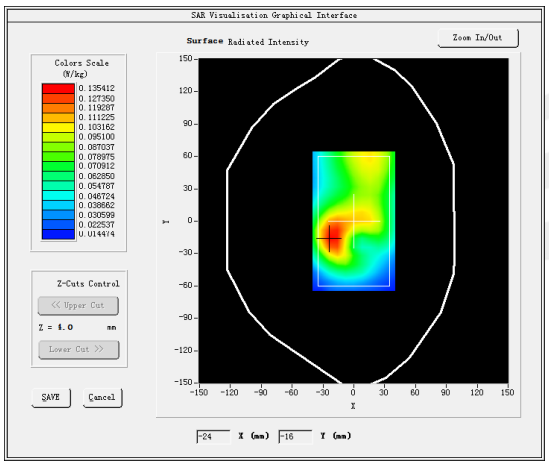	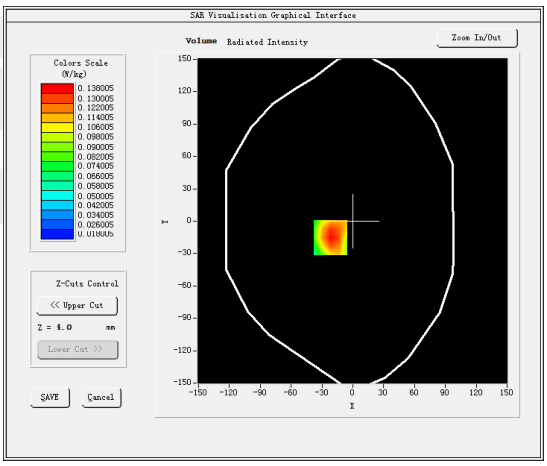
3D screen shot	**Z Axis Scan**
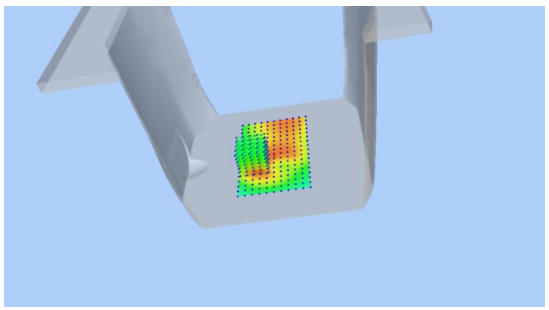	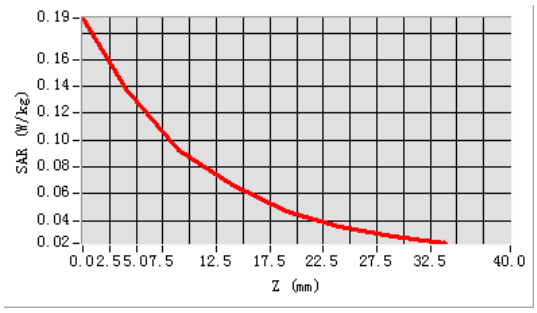

Plot 6: DUT: Siyata SD7; EUT Model: SD7

Test Date	2021-09-15
Probe	SN 07/21 EPGO352
Area Scan	dx=8mm, dy=8mm, h= 5.00 mm
Zoom Scan	5x5x7, dx=8mm, dy=8mm, dz=5mm, Complete/ndx=8mm, dy=8mm, h= 5.00 mm
Phantom	Validation plane
Device Position	Body Back
Band	WCDMA IV
Channels	High
Signal	WCDMA (Crest factor: 1.0)
Frequency (MHz)	1752.4
Relative permittivity (real part)	39.86
Conductivity (S/m)	1.33

Maximum location: X=-7.00, Y=-31.00

SAR Peak: 1.32 W/kg

SAR 10g (W/Kg)	0.478809
SAR 1g (W/Kg)	0.856164

SURFACE SAR	VOLUME SAR
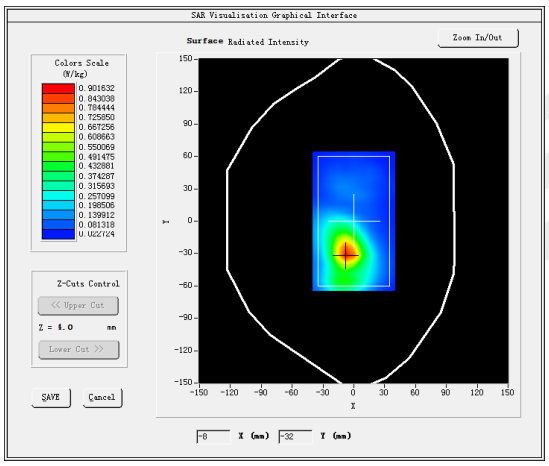	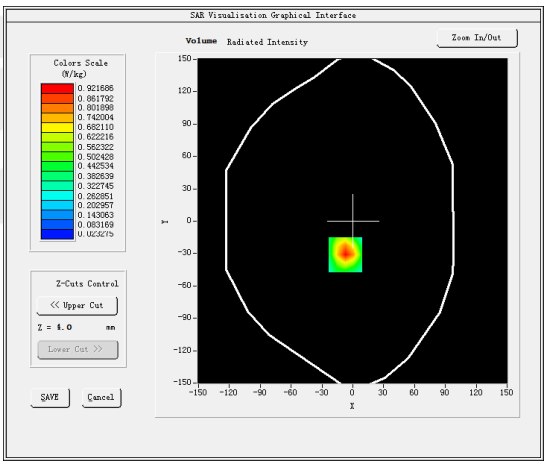
3D screen shot	**Z Axis Scan**
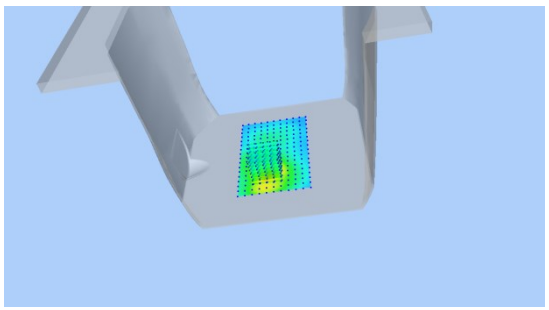	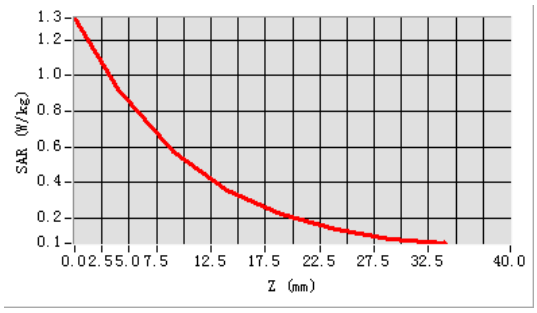

Plot 7: DUT: Siyata SD7; EUT Model: SD7

Test Date	2021-09-15
Probe	SN 07/21 EPGO352
Area Scan	dx=8mm, dy=8mm, h= 5.00 mm
Zoom Scan	5x5x7, dx=8mm, dy=8mm, dz=5mm, Complete/ndx=8mm, dy=8mm, h= 5.00 mm
Phantom	Validation plane
Device Position	Front of face
Band	2.4G WLAN
Channels	Mid
Signal	IEEE802.b (Crest factor: 1.0)
Frequency (MHz)	2437
Relative permittivity (real part)	39.22
Conductivity (S/m)	1.79

Maximum location: X=11.00, Y=-8.00

SAR Peak: 0.01 W/kg

SAR 10g (W/Kg)	0.003026
SAR 1g (W/Kg)	0.004865

SURFACE SAR	VOLUME SAR
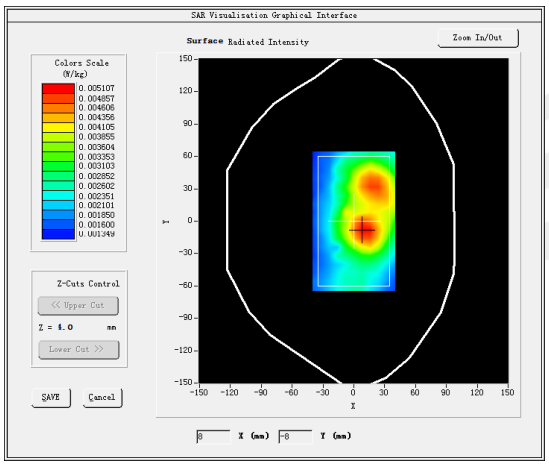	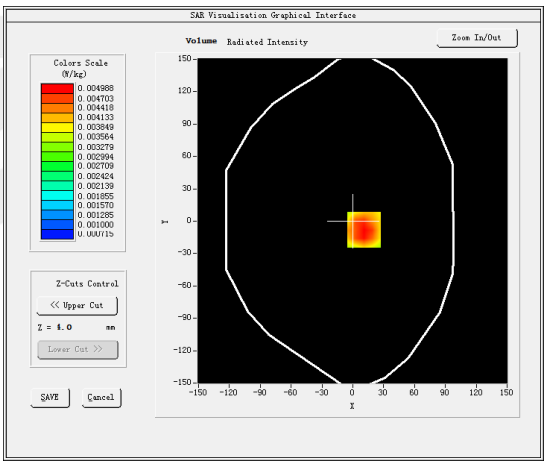
3D screen shot	**Z Axis Scan**
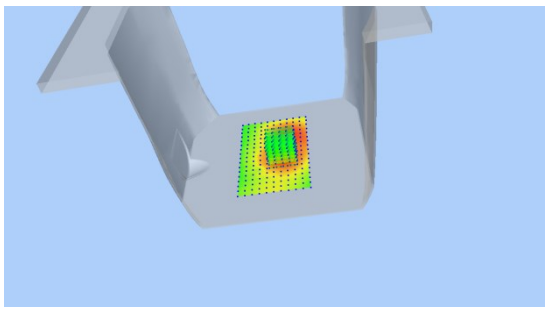	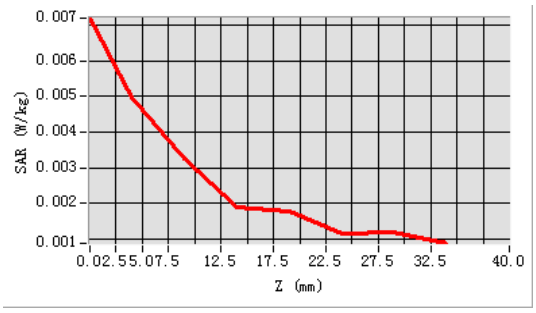

Plot 8: DUT: Siyata SD7; EUT Model: SD7

Test Date	2021-09-15
Probe	SN 07/21 EPGO352
Area Scan	dx=8mm, dy=8mm, h= 5.00 mm
Zoom Scan	5x5x7, dx=8mm, dy=8mm, dz=5mm, Complete/ndx=8mm, dy=8mm, h= 5.00 mm
Phantom	Validation plane
Device Position	Body Back
Band	2.4G WLAN
Channels	Mid
Signal	IEEE802.b (Crest factor: 1.0)
Frequency (MHz)	2437
Relative permittivity (real part)	39.22
Conductivity (S/m)	1.79

Maximum location: X=0.00, Y=32.00

SAR Peak: 0.13 W/kg

SAR 10g (W/Kg)	0.026975
SAR 1g (W/Kg)	0.065330

SURFACE SAR	VOLUME SAR
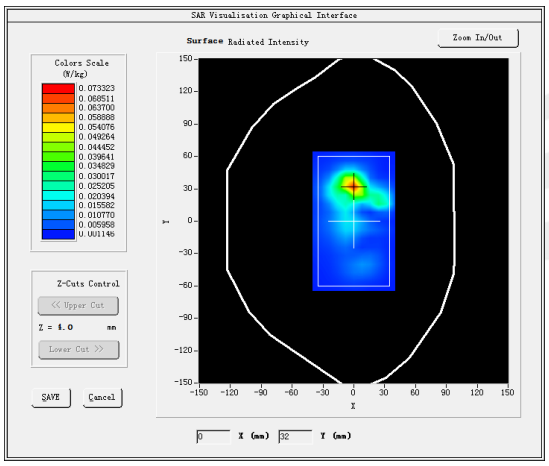	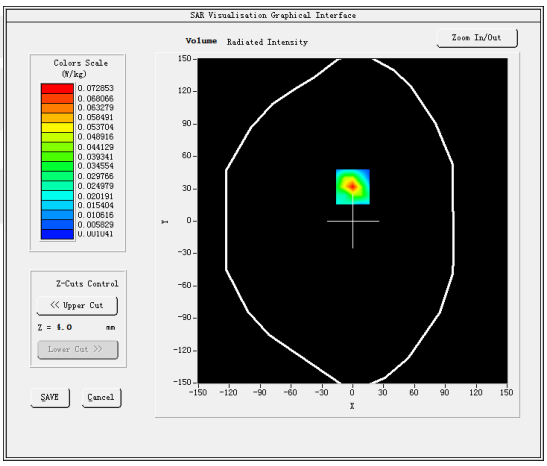
3D screen shot	**Z Axis Scan**
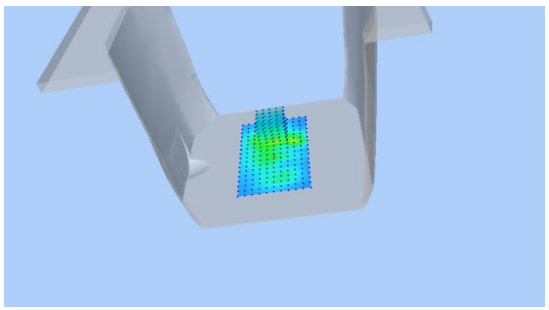	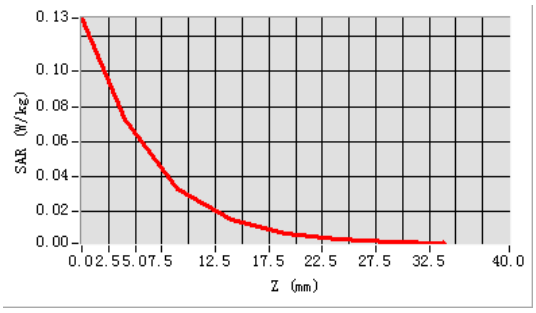

Plot 9: DUT: Siyata SD7; EUT Model: SD7

Test Date	2021-09-29
Probe	SN 07/21 EPGO352
Area Scan	dx=8mm, dy=8mm, h= 5.00 mm
Zoom Scan	7x7x12, dx=4mm, dy=4mm, dz=2mm, Complete/ndx=8mm, dy=8mm, h= 5.00 mm
Phantom	Validation plane
Device Position	Front of face
Band	5.2G WLAN
Channels	High
Signal	IEEE802.a (Crest factor: 1.0)
Frequency (MHz)	5240
Relative permittivity (real part)	35.36
Conductivity (S/m)	5.22

Maximum location: X=25.00, Y=-8.00

SAR Peak: 0.12 W/kg

SAR 10g (W/Kg)	0.042328
SAR 1g (W/Kg)	0.057239

SURFACE SAR	VOLUME SAR
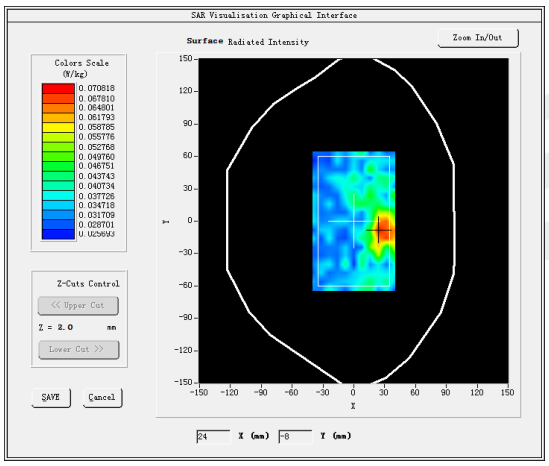	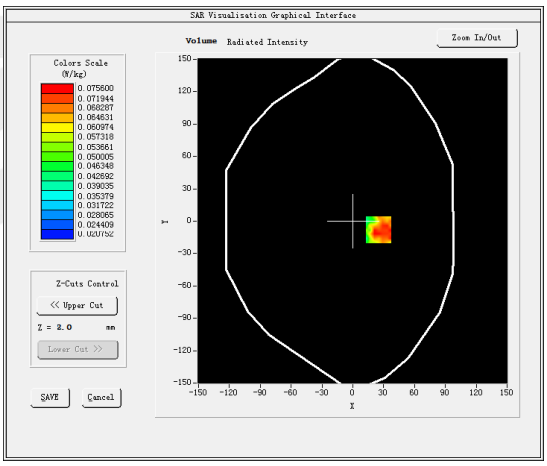
3D screen shot	**Z Axis Scan**
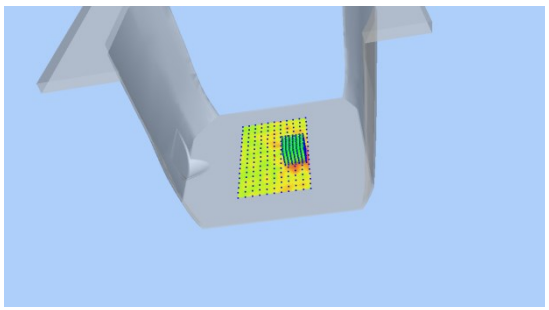	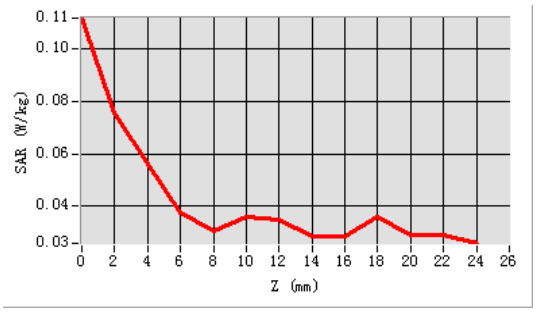

Plot 10: DUT: Siyata SD7; EUT Model: SD7

Test Date	2021-09-29
Probe	SN 07/21 EPGO352
Area Scan	dx=8mm, dy=8mm, h= 5.00 mm
Zoom Scan	7x7x12, dx=4mm, dy=4mm, dz=2mm, Complete/ndx=8mm, dy=8mm, h= 5.00 mm
Phantom	Validation plane
Device Position	Body Back
Band	5.2G WLAN
Channels	High
Signal	IEEE802.a (Crest factor: 1.0)
Frequency (MHz)	5240
Relative permittivity (real part)	35.36
Conductivity (S/m)	5.22

Maximum location: X=-25.00, Y=2.00

SAR Peak: 0.84 W/kg

SAR 10g (W/Kg)	0.149880
SAR 1g (W/Kg)	0.324314

SURFACE SAR	VOLUME SAR
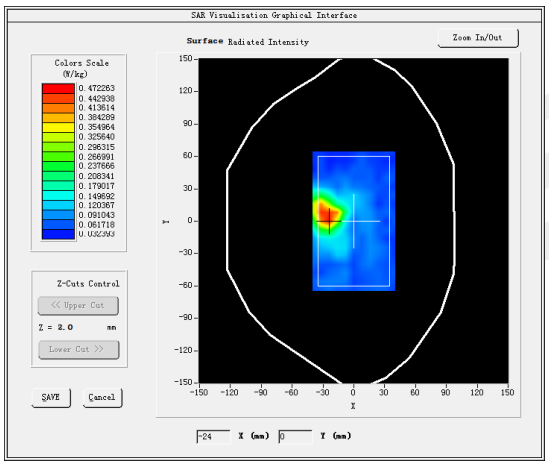	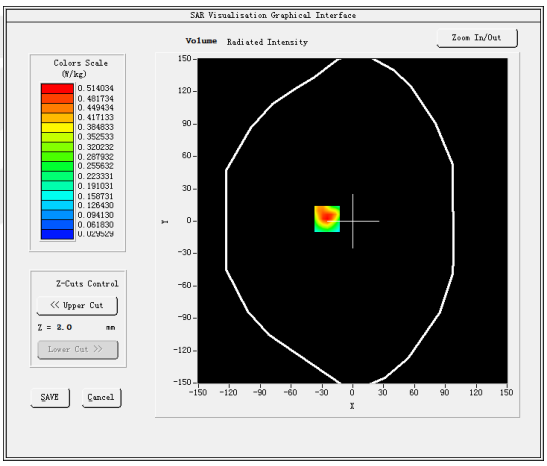
3D screen shot	**Z Axis Scan**
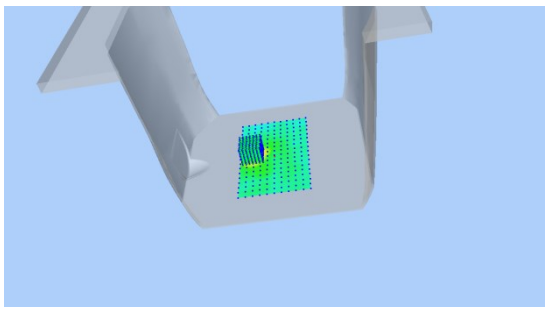	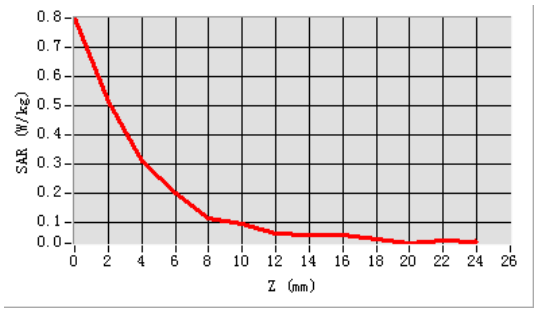

Plot 11: DUT: Siyata SD7; EUT Model: SD7

Test Date	2021-09-29
Probe	SN 07/21 EPGO352
Area Scan	dx=8mm, dy=8mm, h= 5.00 mm
Zoom Scan	7x7x12, dx=4mm, dy=4mm, dz=2mm, Complete/ndx=8mm, dy=8mm, h= 5.00 mm
Phantom	Validation plane
Device Position	Front of face
Band	5.3G WLAN
Channels	Low
Signal	IEEE802.a (Crest factor: 1.0)
Frequency (MHz)	5260
Relative permittivity (real part)	35.36
Conductivity (S/m)	5.22

Maximum location: X=33.00, Y=0.00

SAR Peak: 0.14 W/kg

SAR 10g (W/Kg)	0.050017
SAR 1g (W/Kg)	0.061935

SURFACE SAR	VOLUME SAR
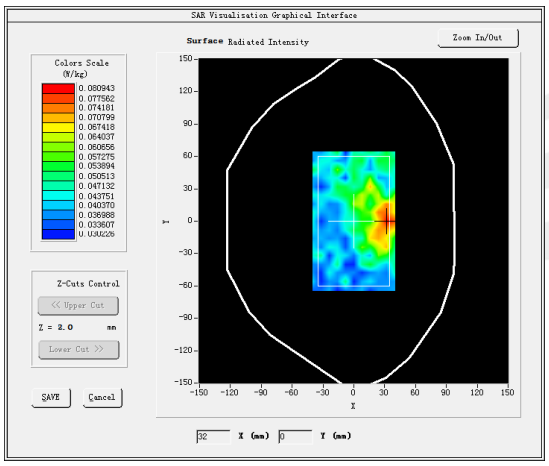	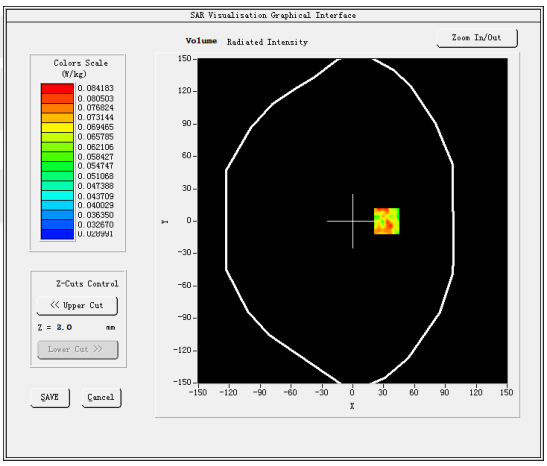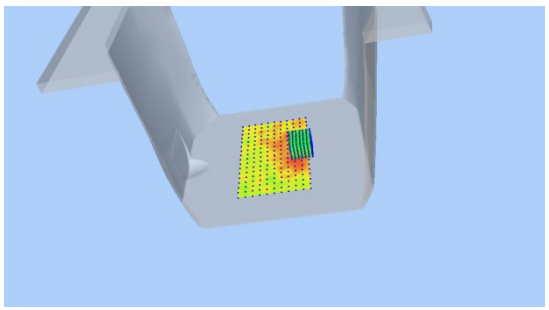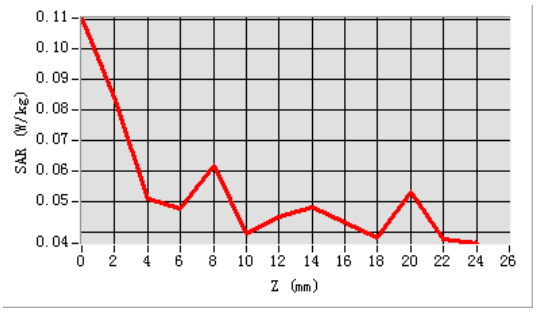
3D screen shot	**Z Axis Scan**