Welcome iHoment

iHoment Photos

Manual

Model: AI001

@iHoment @iHoment @iHoment

For FAQs and more information, please visit: www.ihoment.com

Package list

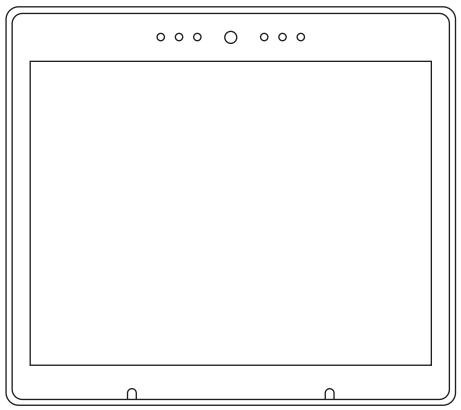

Digital Photo Frame x 1

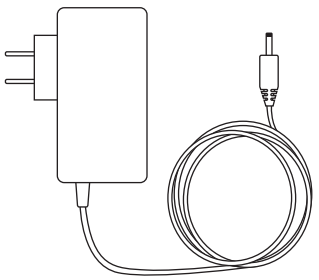

Power adapter x 1

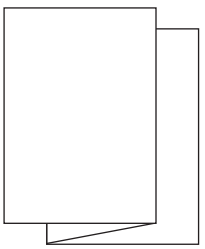

Manual x 1

Device diagram

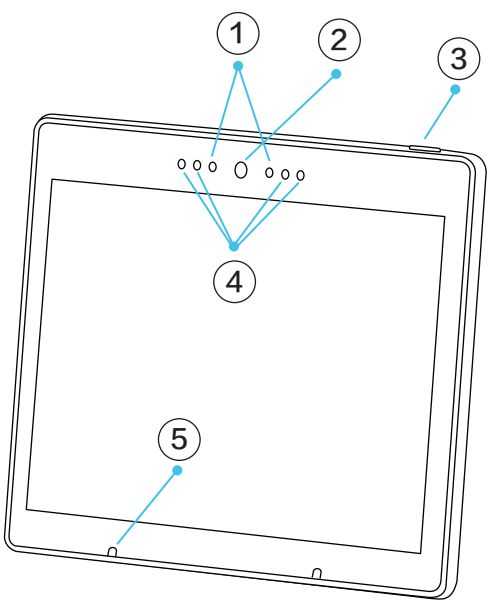

Device Diagram Sheet	
1	Light sensor
2	Camera
3	Standby
4	Infrared LED lights
5	Microphone

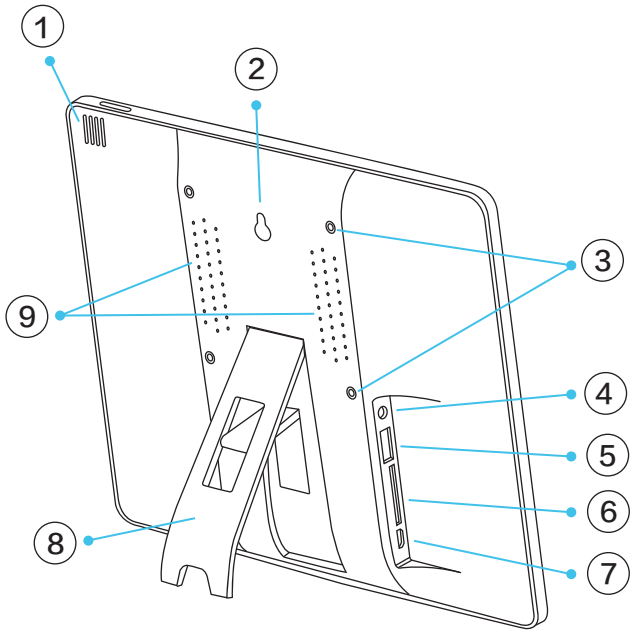

Device Diagram Sheet	
1	Temperature & humidity
2	Wall hole
3	VISA
4	Power DC
5	USB 2.0
6	SD card slot
7	Micro-USB
8	Bracket
9	Speaker

Installation guide

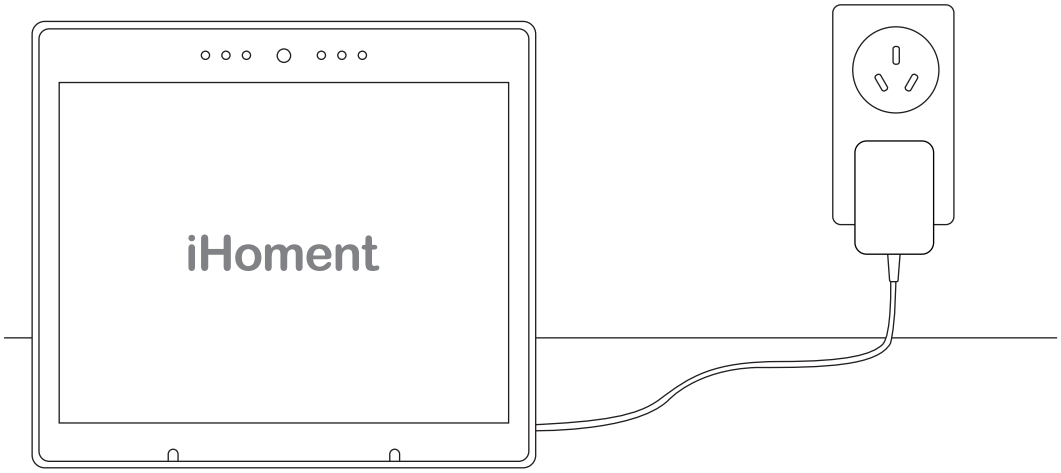

Usage

1.Open device，connect Wi-Fi，sign up & login

2. Upload from website：www.ihoment.com

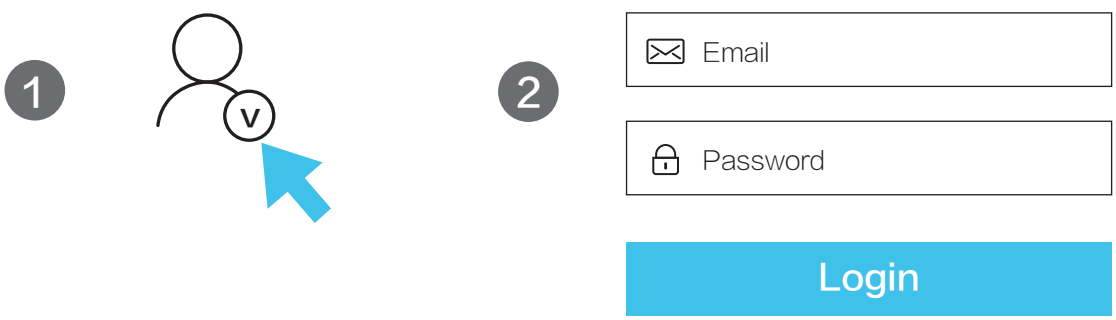

3. Upload from App

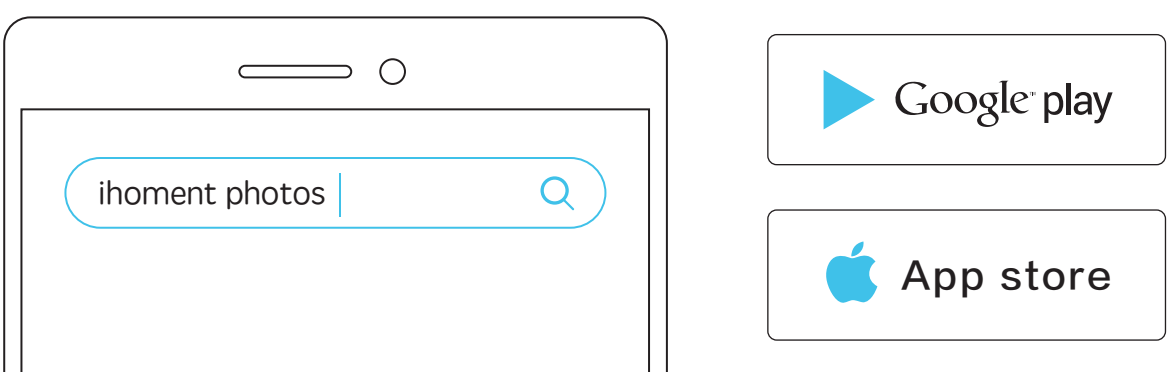

More questions please go to: www.ihoment.com

This device complies with part 15 of the FCC Rules. Operation is subject to the condition that this device does not cause harmful interference (1) this device may not cause harmful interference, and (2) this device must accept any interference received, including interference that may cause undesired operation.

©Ihoment Technology Co. Limited, All rights reserved. Ihoment light and the iHoment light logo are trademarks of Ihoment Technology Co. Limited, registered in the United States. All other trademarks are the property of their respective owners.

Shenzhen ihoment Technology Co., Ltd.

Building 9, Room 401 YunGu phase II, Nan Shan ,
Shenzhen , China

FCC WARNING

This device complies with part 15 of the FCC Rules. Operation is subject to the following two conditions: (1) this device may not cause harmful interference, and (2) this device must accept any interference received, including interference that may cause undesired operation.

Any changes or modifications not expressly approved by the party responsible for compliance c ould void the user's authority to operate the equipment.

NOTE: This equipment has been tested and found to comply with the limits for a Class B digital device, pursuant to Part 15 of the FCC Rules. These limits are designed to provide reasonable protection against harmful interference in a residential installation. This equipment generates, uses and can radiate radio frequency energy and, if not installed and used in accordance with the instructions, may cause harmful interference to radio communications. However, there is no guarantee that interference will not occur in a particular installation.

If this equipment does cause harmful interference to radio or television reception,
which can be determined by turning the equipment off and on, the user is encouraged to try to correct the interference by one or more of the following measures:

-- Reorient or relocate the receiving antenna.

-- Increase the separation between the equipment and receiver.

-- Connect the equipment into an outlet on a circuit different
from that to which the receiver is connected.

-- Consult the dealer or an experienced radio/TV technician for help.

To maintain compliance with FCC's RF Exposure guidelines, This equipment should be installed and operated with minimum distance between 20cm the radiator your body: Use only the supplied antenna.

Changes or modifications made to this equipment not expressly approved by (manufacturer name) may void the FCC authorization to operate this equipment

FCC ID: 2AOEP-AI001