# RF TEST REPORT

| | |
|---|---|
| **Applicant** | Quectel Wireless Solutions Co., Ltd. |
| **FCC ID** | XMR201707BG96 |
| **Product** | Quectel BG96 |
| **Brand** | Quectel |
| **Model** | BG96 |
| **Report No.** | RXA1706-0199RF03R1 |
| **Issue Date** | July 12, 2017 |

TA Technology (Shanghai) Co., Ltd. tested the above equipment in accordance with the requirements in **FCC CFR47 Part 2 (2017)/ FCC CFR47 Part 27C (2017)**. The test results show that the equipment tested is capable of demonstrating compliance with the requirements as documented in this report.

Jiangpeng Lan

*Performed by: Jiangpeng Lan*

Kai Xu

*Approved by: Kai Xu*


## TA Technology (Shanghai) Co., Ltd.

*No.145, Jintang Rd, Tangzhen Industry Park, Pudong Shanghai, China*

*TEL: +86-021-50791141/2/3*

*FAX: +86-021-50791141/2/3-8000*

# Table of Contents

1 Test Laboratory ..... 4
1.1 Notes of the Test Report ..... 4
1.2 Test facility ..... 4
1.3 Testing Location ..... 5
2 General Description of Equipment under Test ..... 6
2.1 Applied Standards ..... 7
3 Test Configuration ..... 8
4 Test Information ..... 10
4.1 RF Power Output ..... 10
4.2 Effective Isotropic Radiated Power ..... 16
4.3 Occupied Bandwidth ..... 23
4.4 Band Edge Compliance ..... 39
4.5 Peak-to-Average Power Ratio (PAPR) ..... 57
4.6 Frequency Stability ..... 60
4.7 Spurious Emissions at Antenna Terminals ..... 67
4.8 Radiates Spurious Emission ..... 83
5 Main Test Instruments ..... 104
ANNEX A: EUT Appearance and Test Setup ..... 105
A.1 EUT Appearance ..... 105
A.2 Test Setup ..... 107


*This report shall not be reproduced except in full, without the written approval of TA Technology (Shanghai) Co., Ltd.*

# Summary of Measurement Results

| Number | Test Case | Clause in FCC rules | Verdict |
|---|---|---|---|
| 1 | RF power output | 2.1046 | PASS |
| 2 | Effective Isotropic Radiated power | 27.50(d)(4) /27.50(b)(10) /27.50(c)(10) | PASS |
| 3 | Occupied Bandwidth | 2.1049 | PASS |
| 4 | Band Edge Compliance | 27.53(h)<br>/27.53(g) | PASS |
| 5 | Peak-to-Average Power Ratio | 27.50(d)/KDB971168 D01(5.7) | PASS |
| 6 | Frequency Stability | 2.1055 / 27.54 | PASS |
| 7 | Spurious Emissions at Antenna Terminals | 2.1051 /27.53(h) /27.53(g) /27.53(f) | PASS |
| 8 | Radiates Spurious Emission | 2.1053 /27.53(h) /27.53(g) /27.53(f) | PASS |
| Date of Testing: June 24, 2017~ July 3, 2017 | | | |
| Note: PASS: The EUT complies with the essential requirements in the standard.<br>FAIL: The EUT does not comply with the essential requirements in the standard. | | | |


*This report shall not be reproduced except in full, without the written approval of TA Technology (Shanghai) Co., Ltd.*

# 1 Test Laboratory

## 1.1 Notes of the Test Report

This report shall not be reproduced in full or partial, without the written approval of **TA technology (shanghai) co., Ltd.** The results documented in this report apply only to the tested sample, under the conditions and modes of operation as described herein .Measurement Uncertainties were not taken into account and are published for informational purposes only. This report is written to support regulatory compliance of the applicable standards stated above. This report must not be used by the client to claim product certification, approval, or endorsement by any government agencies.

## 1.2 Test facility

**CNAS (accreditation number: L2264)**

TA Technology (Shanghai) Co., Ltd. has obtained the accreditation of China National Accreditation Service for Conformity Assessment (CNAS).

**FCC (recognition number is 428261)**

TA Technology (Shanghai) Co., Ltd. has been listed on the US Federal Communications Commission list of test facilities recognized to perform electromagnetic emissions measurements.

**IC (recognition number is 8510A)**

TA Technology (Shanghai) Co., Ltd. has been listed by industry Canada to perform electromagnetic emission measurement.

**VCCI (recognition number is C-4595, T-2154, R-4113, G-10766)**

TA Technology (Shanghai) Co., Ltd. has been listed by industry Japan to perform electromagnetic emission measurement.

**A2LA (Certificate Number: 3857.01)**

TA Technology (Shanghai) Co., Ltd. has been listed by American Association for Laboratory Accreditation to perform electromagnetic emission measurement.


*This report shall not be reproduced except in full, without the written approval of TA Technology (Shanghai) Co., Ltd.*

## 1.3 Testing Location

| | |
|---|---|
| Company: | TA Technology (Shanghai) Co., Ltd. |
| Address: | No.145, Jintang Rd, Tangzhen Industry Park, Pudong Shanghai, China |
| City: | Shanghai |
| Post code: | 201201 |
| Country: | P. R. China |
| Contact: | Xu Kai |
| Telephone: | +86-021-50791141/2/3 |
| Fax: | +86-021-50791141/2/3-8000 |
| Website: | http://www.ta-shanghai.com |
| E-mail: | xukai@ta-shanghai.com |


*This report shall not be reproduced except in full, without the written approval of TA Technology (Shanghai) Co., Ltd.*

# 2 General Description of Equipment under Test

**Client Information**

| | |
|---|---|
| **Applicant** | Quectel Wireless Solutions Co., Ltd. |
| **Applicant address** | 7th Floor, Hongye Building, No. 1801 Hongmei Road, Xuhui District, Shanghai, China |
| **Manufacturer** | Quectel Wireless Solutions Co., Ltd. |
| **Manufacturer address** | 7th Floor, Hongye Building, No. 1801 Hongmei Road, Xuhui District, Shanghai, China |

**General information**

| **EUT Description** | | | |
|---|---|---|---|
| Model: | BG96 | | |
| Hardware Version: | R1.0 | | |
| Software Version: | BG96MAR02A02M1G | | |
| Power Supply: | External power supply | | |
| Antenna Type: | The EUT don′t have standard Antenna, The Antenna used for testing in this report is the after-market accessory (Dipole Antenna) | | |
| Test Mode(s): | LTE Band 4; LTE Band 12, LTE Band 13; | | |
| Test Modulation | QPSK 16QAM; | | |
| LTE Category | M1 | | |
| Maximum E.I.R.P./ E.R.P. | LTE Band 4: 29.98dBm<br>LTE Band 12: 27.92dBm<br>LTE Band 13: 27.70dBm | | |
| Rated Power Supply Voltage: | 3.8V | | |
| Extreme Voltage: | Minimum: 3.3V Maximum: 4.3V | | |
| Extreme Temperature: | Lowest: -40°C Highest: +85°C | | |
| Operating Frequency Range(s) | Mode | Tx (MHz) | Rx (MHz) |
| | LTE Band 4 | 1710 ~ 1755 | 2110 ~ 2155 |
| | LTE Band 12 | 699 ~ 716 | 729 ~ 746 |
| | LTE Band 13 | 777 ~ 787 | 746 ~ 756 |
| Note：1. The information of the EUT is declared by the manufacturer. | | | |

| Accessory equipment | |
|---|---|
| Evaluation Board | RF Cable |
| RS232-to-USB Cable | Antenna: Dipole Antenna |
| Headset | USB Cable |


*This report shall not be reproduced except in full, without the written approval of TA Technology (Shanghai) Co., Ltd.*

## 2.1 Applied Standards

According to the specifications of the manufacturer, it must comply with the requirements of the following standards:

**Test standards**

**FCC CFR47 Part 2 (2017)**

**FCC CFR47 Part 27C (2017)**

**ANSI C63.26 (2015)**

**KDB 971168 D01 Power Meas License Digital Systems v02r02**


*This report shall not be reproduced except in full, without the written approval of TA Technology (Shanghai) Co., Ltd.*

# 3 Test Configuration

Radiated measurements are performed by rotating the EUT in three different orthogonal test planes. EUT lie-down stand-up position (X, Y axis)，lie-down position (Z axis),. Receiver antenna polarization (horizontal and vertical), the worst emission was found in position (Z axis, vertical polarization) and the worst case was recorded.

All mode and data rates and positions and RB size and modulations were investigated.
Subsequently, only the worst case emissions are reported.
The following testing in LTE is set based on the maximum RF Output Power.
The following testing in different Bandwidth is set to detailin the following table:
Test modes are chosen to be reported as the worst case configuration below for LTE Band 4/12/13:

| Test items | Modes | Bandwidth (MHz) | | | | | | Modulation | | RB | | | Test Channel | | |
|---|---|---|---|---|---|---|---|---|---|---|---|---|---|---|---|
| | | 1.4 | 3 | 5 | 10 | 15 | 20 | QPSK | 16QAM | 1 | 50% | 100% | L | M | H |
| RF power output | LTE 4 | O | O | O | O | O | O | O | O | O | O | O | O | O | O |
| | LTE 12 | O | O | O | O | - | - | O | O | O | O | O | O | O | O |
| | LTE 13 | - | - | O | O | - | - | O | O | O | O | O | O | O | O |
| Effective Isotropic Radiated power | LTE 4 | O | O | O | O | O | O | O | O | - | - | O | O | O | O |
| | LTE 12 | O | O | O | O | - | - | O | O | - | - | O | O | O | O |
| | LTE 13 | - | - | O | O | - | - | O | O | - | - | O | O | O | O |
| Occupied Bandwidth | LTE 4 | O | O | O | O | O | O | O | O | - | - | O | O | O | O |
| | LTE 12 | O | O | O | O | - | - | O | O | - | - | O | O | O | O |
| | LTE 13 | - | - | O | O | - | - | O | O | - | - | O | O | O | O |
| Band Edge Compliance | LTE 4 | O | O | O | O | O | O | O | O | O | - | O | O | - | O |
| | LTE 12 | O | O | O | O | - | - | O | O | O | - | O | O | - | O |
| | LTE 13 | - | - | O | O | - | - | O | O | O | - | O | O | - | O |
| Peak-to-Average Power Ratio | LTE 4 | O | O | O | O | O | O | O | O | - | - | O | O | O | O |
| | LTE 12 | O | O | O | O | - | - | O | O | - | - | O | O | O | O |
| | LTE 13 | - | - | O | O | - | - | O | O | - | - | O | O | O | O |
| Frequency Stability | LTE 4 | O | O | O | O | O | O | O | O | - | - | O | - | O | - |
| | LTE 12 | O | O | O | O | - | - | O | O | - | - | O | - | O | - |
| | LTE 13 | - | - | O | O | - | - | O | O | - | - | O | - | O | - |
| Spurious Emissions at Antenna Terminals | LTE 4 | O | O | O | O | O | O | O | - | O | - | - | O | O | O |
| | LTE 12 | O | O | O | O | - | - | O | - | O | - | - | O | O | O |
| | LTE 13 | - | - | O | O | - | - | O | - | O | - | - | O | O | O |


*This report shall not be reproduced except in full, without the written approval of TA Technology (Shanghai) Co., Ltd.*

| | | | | | | | | | | | | | | | |
|---|---|---|---|---|---|---|---|---|---|---|---|---|---|---|---|
| Radiates Spurious Emission | LTE 4 | O | O | O | O | O | O | O | - | O | - | - | O | O | O |
| | LTE 12 | O | O | O | O | - | - | O | - | O | - | - | O | O | O |
| | LTE 13 | - | - | O | O | - | - | O | - | O | - | - | O | O | O |
| Note | 1. The mark “O” means that this configuration is chosen for testing.<br>2. The mark “-” means that this configuration is not testing. | | | | | | | | | | | | | | |


*This report shall not be reproduced except in full, without the written approval of TA Technology (Shanghai) Co., Ltd.*

# 4 Test Information

## 4.1 RF Power Output

**Ambient condition**

| Temperature | Relative humidity | Pressure |
|---|---|---|
| 23°C ~25°C | 45%~50% | 101.5kPa |

**Methods of Measurement**

During the process of the testing, The EUT is controlled by the Base Station Simulator to ensure max power transmission and proper modulation.

**Test Setup**

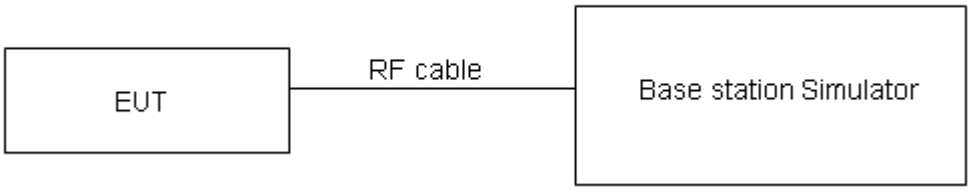


The loss between RF output port of the EUT and the input port of the tester has been taken into consideration.

**Limits**

No specific RF power output requirements in part 2.1046.

**Measurement Uncertainty**

The assessed measurement uncertainty to ensure 95% confidence level for the normal distribution is with the coverage factor $k$ = 2, $U$=0.4 dB.


*This report shall not be reproduced except in full, without the written approval of TA Technology (Shanghai) Co., Ltd.*

## Test Results

| LTE TDD Band 4 | | | | AV Conducted Power(dBm) | | |
|---|---|---|---|---|---|---|
| Bandwidth | Modulation | RB size | RB offset | Channel/Frequency (MHz) | | |
| | | | | 19957/1710.7 | 20175/1732.5 | 20393/1754.3 |
| 1.4MHz | QPSK | 1 | 0 | 22.38 | 22.31 | 22.37 |
| | | 1 | 3 | 22.39 | 22.17 | 22.33 |
| | | 1 | 5 | 22.28 | 22.27 | 22.36 |
| | | 3 | 0 | 22.24 | 22.16 | 22.31 |
| | | 3 | 2 | 22.23 | 22.11 | 22.30 |
| | | 3 | 3 | 22.36 | 22.13 | 22.35 |
| | | 6 | 0 | 22.13 | 22.09 | 22.23 |
| | 16QAM | 1 | 0 | 21.94 | 22.02 | 22.13 |
| | | 1 | 3 | 22.15 | 22.01 | 22.16 |
| | | 1 | 5 | 22.16 | 21.93 | 22.35 |
| | | 3 | 0 | 22.08 | 21.84 | 21.94 |
| | | 3 | 2 | 22.07 | 21.92 | 21.94 |
| | | 3 | 3 | 22.08 | 21.88 | 21.96 |
| | | 5 | 0 | 22.06 | 22.03 | 22.21 |
| Bandwidth | Modulation | RB size | RB offset | Channel/Frequency (MHz) | | |
| | | | | 19965/1711.5 | 20175/1732.5 | 20385/1753.5 |
| 3MHz | QPSK | 1 | 0 | 22.40 | 22.35 | 22.40 |
| | | 1 | 3 | 22.42 | 22.22 | 22.37 |
| | | 1 | 5 | 22.31 | 22.32 | 22.40 |
| | | 3 | 0 | 22.24 | 22.18 | 22.34 |
| | | 3 | 2 | 22.25 | 22.11 | 22.32 |
| | | 3 | 3 | 22.36 | 22.14 | 22.35 |
| | | 6 | 0 | 22.16 | 22.13 | 22.26 |
| | 16QAM | 1 | 0 | 21.97 | 22.04 | 22.16 |
| | | 1 | 3 | 22.18 | 22.06 | 22.20 |
| | | 1 | 5 | 22.18 | 21.97 | 22.38 |
| | | 3 | 0 | 22.09 | 21.87 | 21.96 |
| | | 3 | 2 | 22.08 | 21.95 | 21.96 |
| | | 3 | 3 | 22.08 | 21.90 | 21.99 |
| | | 5 | 0 | 22.09 | 22.07 | 22.24 |
| Bandwidth | Modulation | RB size | RB offset | Channel/Frequency (MHz) | | |
| | | | | 19975/1712.5 | 20175/1732.5 | 20375/1752.5 |
| 5MHz | QPSK | 1 | 0 | 22.37 | 22.33 | 22.36 |
| | | 1 | 3 | 22.40 | 22.18 | 22.34 |
| | | 1 | 5 | 22.28 | 22.27 | 22.36 |
| | | 3 | 0 | 22.21 | 22.13 | 22.30 |
| | | 3 | 2 | 22.23 | 22.07 | 22.27 |
| | | 3 | 3 | 22.34 | 22.12 | 22.31 |
| | | 6 | 0 | 22.14 | 22.12 | 22.24 |


*This report shall not be reproduced except in full, without the written approval of TA Technology (Shanghai) Co., Ltd.*

| | | | | | | |
|---|---|---|---|---|---|---|
| | 16QAM | 1 | 0 | 21.94 | 22.00 | 22.13 |
| | | 1 | 3 | 22.15 | 22.04 | 22.17 |
| | | 1 | 5 | 22.15 | 21.95 | 22.34 |
| | | 3 | 0 | 22.07 | 21.83 | 21.93 |
| | | 3 | 2 | 22.05 | 21.90 | 21.92 |
| | | 3 | 3 | 22.05 | 21.85 | 21.95 |
| | | 5 | 0 | 22.07 | 22.03 | 22.19 |
| **Bandwidth** | Modulation | RB size | RB offset | Channel/Frequency (MHz) | | |
| | | | | 20000/1715 | 20175/1732.5 | 20350/1750 |
| **10MHz** | QPSK | 1 | 0 | 22.39 | 22.34 | 22.39 |
| | | 1 | 3 | 22.43 | 22.23 | 22.38 |
| | | 1 | 5 | 22.30 | 22.31 | 22.39 |
| | | 3 | 0 | 22.24 | 22.18 | 22.34 |
| | | 3 | 2 | 22.26 | 22.12 | 22.31 |
| | | 3 | 3 | 22.36 | 22.16 | 22.36 |
| | | 6 | 0 | 22.22 | 22.14 | 22.28 |
| | 16QAM | 1 | 0 | 21.96 | 22.03 | 22.15 |
| | | 1 | 3 | 22.18 | 22.08 | 22.20 |
| | | 1 | 5 | 22.18 | 21.97 | 22.37 |
| | | 3 | 0 | 22.10 | 21.88 | 21.97 |
| | | 3 | 2 | 22.07 | 21.94 | 21.95 |
| | | 3 | 3 | 22.08 | 21.90 | 21.99 |
| | | 5 | 0 | 22.10 | 22.08 | 22.23 |
| **Bandwidth** | Modulation | RB size | RB offset | Channel/Frequency (MHz) | | |
| | | | | 20025/1717.5 | 20175/1732.5 | 20325/1747.5 |
| **15MHz** | QPSK | 1 | 0 | 22.38 | 22.30 | 22.37 |
| | | 1 | 3 | 22.41 | 22.22 | 22.35 |
| | | 1 | 5 | 22.27 | 22.26 | 22.35 |
| | | 3 | 0 | 22.22 | 22.14 | 22.31 |
| | | 3 | 2 | 22.23 | 22.07 | 22.27 |
| | | 3 | 3 | 22.33 | 22.13 | 22.32 |
| | | 6 | 0 | 22.20 | 22.10 | 22.23 |
| | 16QAM | 1 | 0 | 21.91 | 22.01 | 22.13 |
| | | 1 | 3 | 22.16 | 22.05 | 22.18 |
| | | 1 | 5 | 22.15 | 21.93 | 22.34 |
| | | 3 | 0 | 22.07 | 21.86 | 21.94 |
| | | 3 | 2 | 22.04 | 21.89 | 21.91 |
| | | 3 | 3 | 22.06 | 21.86 | 21.96 |
| | | 5 | 0 | 22.07 | 22.03 | 22.19 |
| **Bandwidth** | Modulation | RB size | RB offset | Channel/Frequency (MHz) | | |
| | | | | 20050/1720 | 20175/1732.5 | 20300/1745 |
| **20MHz** | QPSK | 1 | 0 | 22.35 | 22.26 | 22.34 |
| | | 1 | 3 | 22.40 | 22.18 | 22.33 |


*This report shall not be reproduced except in full, without the written approval of TA Technology (Shanghai) Co., Ltd.*

| | | | | | | |
|---|---|---|---|---|---|---|
| | | 1 | 5 | 22.25 | 22.25 | 22.32 |
| | | 3 | 0 | 22.19 | 22.09 | 22.27 |
| | | 3 | 2 | 22.21 | 22.03 | 22.24 |
| | | 3 | 3 | 22.30 | 22.08 | 22.28 |
| | | 6 | 0 | 22.17 | 22.05 | 22.19 |
| | 16QAM | 1 | 0 | 21.89 | 21.97 | 22.08 |
| | | 1 | 3 | 22.12 | 22.03 | 22.14 |
| | | 1 | 5 | 22.13 | 21.90 | 22.32 |
| | | 3 | 0 | 22.04 | 21.82 | 21.91 |
| | | 3 | 2 | 22.01 | 21.87 | 21.88 |
| | | 3 | 3 | 22.03 | 21.81 | 21.92 |
| | | 5 | 0 | 22.05 | 21.99 | 22.16 |
| Note:1) The following testing in worst case based on the maximum RF Output Power. | | | | | | |

| LTE FDD Band 12 | | | | AV Conducted Power(dBm) | | |
|---|---|---|---|---|---|---|
| **Bandwidth** | Modulation | RB size | RB offset | Channel/Frequency (MHz) | | |
| | | | | 23017/699.7 | 23095/707.5 | 23173/715.3 |
| **1.4MHz** | QPSK | 1 | 0 | 22.74 | 23.12 | 23.37 |
| | | 1 | 3 | 22.80 | 23.24 | 23.23 |
| | | 1 | 5 | 22.87 | 23.32 | 23.13 |
| | | 3 | 0 | 23.00 | 23.17 | 23.07 |
| | | 3 | 2 | 22.91 | 23.26 | 23.18 |
| | | 3 | 3 | 22.96 | 23.22 | 23.13 |
| | | 6 | 0 | 22.48 | 22.66 | 22.64 |
| | 16QAM | 1 | 0 | 23.23 | 22.81 | 23.02 |
| | | 1 | 3 | 23.64 | 23.16 | 23.17 |
| | | 1 | 5 | 23.60 | 23.17 | 22.93 |
| | | 3 | 0 | 23.38 | 22.81 | 22.76 |
| | | 3 | 2 | 23.33 | 22.75 | 22.81 |
| | | 3 | 3 | 23.35 | 22.74 | 22.83 |
| | | 5 | 0 | 22.71 | 22.90 | 22.79 |
| **Bandwidth** | Modulation | RB size | RB offset | Channel/Frequency (MHz) | | |
| | | | | 23025/700.5 | 23095/707.5 | 23165/714.5 |
| **3MHz** | QPSK | 1 | 0 | 22.76 | 23.13 | 23.40 |
| | | 1 | 3 | 22.83 | 23.29 | 23.27 |
| | | 1 | 5 | 22.89 | 23.36 | 23.16 |
| | | 3 | 0 | 23.03 | 23.22 | 23.11 |
| | | 3 | 2 | 22.94 | 23.31 | 23.22 |
| | | 3 | 3 | 22.98 | 23.26 | 23.18 |
| | | 6 | 0 | 22.56 | 22.68 | 22.68 |
| | 16QAM | 1 | 0 | 23.25 | 22.84 | 23.04 |
| | | 1 | 3 | 23.67 | 23.20 | 23.20 |
| | | 1 | 5 | 23.63 | 23.19 | 22.96 |


*This report shall not be reproduced except in full, without the written approval of TA Technology (Shanghai) Co., Ltd.*

| | | | | | | |
|---|---|---|---|---|---|---|
| | | 3 | 0 | 23.41 | 22.86 | 22.80 |
| | | 3 | 2 | 23.35 | 22.79 | 22.84 |
| | | 3 | 3 | 23.38 | 22.79 | 22.87 |
| | | 5 | 0 | 22.74 | 22.95 | 22.83 |
| **Bandwidth** | Modulation | RB size | RB offset | Channel/Frequency (MHz) | | |
| | | | | 23035/701.5 | 23095/707.5 | 23155/713.5 |
| **5MHz** | QPSK | 1 | 0 | 22.75 | 23.09 | 23.38 |
| | | 1 | 3 | 22.81 | 23.28 | 23.24 |
| | | 1 | 5 | 22.86 | 23.31 | 23.12 |
| | | 3 | 0 | 23.01 | 23.18 | 23.08 |
| | | 3 | 2 | 22.91 | 23.26 | 23.18 |
| | | 3 | 3 | 22.95 | 23.23 | 23.14 |
| | | 6 | 0 | 22.54 | 22.64 | 22.63 |
| | 16QAM | 1 | 0 | 23.20 | 22.82 | 23.02 |
| | | 1 | 3 | 23.65 | 23.17 | 23.18 |
| | | 1 | 5 | 23.60 | 23.15 | 22.93 |
| | | 3 | 0 | 23.38 | 22.84 | 22.77 |
| | | 3 | 2 | 23.32 | 22.74 | 22.80 |
| | | 3 | 3 | 23.36 | 22.75 | 22.84 |
| | | 5 | 0 | 22.71 | 22.90 | 22.79 |
| **Bandwidth** | Modulation | RB size | RB offset | Channel/Frequency (MHz) | | |
| | | | | 23060/704 | 23095/707.5 | 23130/711 |
| **10MHz** | QPSK | 1 | 0 | 22.72 | 23.05 | 23.35 |
| | | 1 | 3 | 22.80 | 23.24 | 23.22 |
| | | 1 | 5 | 22.84 | 23.30 | 23.09 |
| | | 3 | 0 | 22.98 | 23.13 | 23.04 |
| | | 3 | 2 | 22.89 | 23.22 | 23.15 |
| | | 3 | 3 | 22.92 | 23.18 | 23.10 |
| | | 6 | 0 | 22.51 | 22.59 | 22.59 |
| | 16QAM | 1 | 0 | 23.18 | 22.78 | 22.97 |
| | | 1 | 3 | 23.61 | 23.15 | 23.14 |
| | | 1 | 5 | 23.58 | 23.12 | 22.91 |
| | | 3 | 0 | 23.35 | 22.80 | 22.74 |
| | | 3 | 2 | 23.29 | 22.72 | 22.77 |
| | | 3 | 3 | 23.33 | 22.70 | 22.80 |
| | | 5 | 0 | 22.69 | 22.86 | 22.76 |


*This report shall not be reproduced except in full, without the written approval of TA Technology (Shanghai) Co., Ltd.*

| LTE FDD Band 13 | | | | Conducted Power(dBm) | | |
|---|---|---|---|---|---|---|
| Bandwidth | Modulation | RB size | RB offset | Channel/Frequency (MHz) | | |
| | | | | 23205/779.5 | 23230/782 | 23255/784.5 |
| 5MHz | QPSK | 1 | 0 | 23.10 | 23.32 | 23.11 |
| | | 1 | 3 | 23.11 | 23.35 | 23.00 |
| | | 1 | 5 | 23.07 | 23.40 | 23.05 |
| | | 3 | 0 | 22.85 | 22.77 | 22.75 |
| | | 3 | 2 | 22.79 | 22.71 | 22.76 |
| | | 3 | 3 | 22.76 | 22.69 | 22.72 |
| | | 6 | 0 | 22.80 | 22.68 | 22.67 |
| | 16QAM | 1 | 0 | 23.81 | 23.14 | 23.72 |
| | | 1 | 3 | 23.71 | 23.13 | 23.91 |
| | | 1 | 5 | 23.86 | 23.00 | 23.87 |
| | | 3 | 0 | 22.78 | 22.31 | 22.87 |
| | | 3 | 2 | 22.81 | 22.44 | 22.92 |
| | | 3 | 3 | 22.90 | 22.57 | 22.89 |
| | | 5 | 0 | 21.84 | 22.19 | 21.93 |
| Bandwidth | Modulation | RB size | RB offset | Channel/Frequency (MHz) | | |
| | | | | / | 23230/782 | / |
| 10MHz | QPSK | 1 | 0 | / | 23.07 | / |
| | | 1 | 3 | / | 23.13 | / |
| | | 1 | 5 | / | 23.00 | / |
| | | 3 | 0 | / | 23.16 | / |
| | | 3 | 2 | / | 23.19 | / |
| | | 3 | 3 | / | 23.20 | / |
| | | 6 | 0 | / | 22.77 | / |
| | 16QAM | 1 | 0 | / | 23.70 | / |
| | | 1 | 3 | / | 23.79 | / |
| | | 1 | 5 | / | 23.34 | / |
| | | 3 | 0 | / | 23.32 | / |
| | | 3 | 2 | / | 23.35 | / |
| | | 3 | 3 | / | 23.38 | / |
| | | 5 | 0 | / | 22.95 | / |


*This report shall not be reproduced except in full, without the written approval of TA Technology (Shanghai) Co., Ltd.*

## 4.2 Effective Isotropic Radiated Power

**Ambient condition**

| Temperature | Relative humidity | Pressure |
|---|---|---|
| 23°C ~25°C | 45%~50% | 101.5kPa |

**Methods of Measurement**

1. The testing follows ANSI C63.26 (2015) Section 5.5.2.3.
2. Above 30MHz：The EUT is placed on a turntable 0.8 meters above the ground in the chamber, 3 meter away from the antenna. The maximal emission value is acquired by adjusting the antenna height, polarisation and turntable azimuth. Normally, the height range of antenna is 1 m to 4 m, the azimuth range of turntable is 0° to 360°, and the receive antenna has two polarizations Vertical (V) and Horizontal (H). Above 1GHz: (Note: the FCC's permission to use 1.5m as an alternative per TCBC Conf call of Dec. 2, 2014.) The EUT is placed on a turntable 1.5 meters above the ground in the chamber, 3 meter away from the antenna. The maximal emission value is acquired by adjusting the antenna height, polarisation and turntable azimuth. Normally, the height range of antenna is 1 m to 4 m, the azimuth range of turntable is 0° to 360°, and the receive antenna has two polarizations Vertical (V) and Horizontal (H).
3. A log-periodic antenna or double-ridged waveguide horn antenna shall be substituted in place of the EUT. The log-periodic antenna will be driven by a signal generator and the level will be adjusted till the same power value on the spectrum analyzer or receiver. The level of the spurious emissions can be calculated through the level of the signal generator, cable loss, the gain of the substitution antenna and the reading of the spectrum analyzer or receiver.
4. The EUT is then put into continuously transmitting mode at its maximum power level during the test.Set Test Receiver or Spectrum RBW=1MHz,VBW=3MHz, And the maximum value of the receiver should be recorded as (Pr).
5. The EUT shall be replaced by a substitution antenna. In the chamber, an substitution antenna for the frequency band of interest is placed at the reference point of the chamber. An RF Signal source for the frequency band of interest is connected to the substitution antenna with a cable that has been constructed to not interfere with the radiation pattern of the antenna. A power (PMea) is applied to the input of the substitution antenna, and adjust the level of the signal generator output until the value of the receiver reach the previously recorded (Pr). The power of signal source (PMea) is recorded. The test should be performed by rotating the test item and adjusting the receiving antenna polarization.
6. A amplifier should be connected to the Signal Source output port. And the cable should be connect between the Amplifier and the Substitution Antenna. The cable loss (Pcl) ,the Substitution Antenna Gain (Ga) and the Amplifier Gain (PAg) should be recorded after test.
7. The measurement results are obtained as described below:
Power(EIRP)=PMea- PAg - Pcl + Ga
The measurement results are amend as described below:
Power(EIRP)=PMea- Pcl + Ga
8. This value is EIRP since the measurement is calibrated using an antenna of known gain (2.15 dBi) and known input power. ERP can be calculated from EIRP by subtracting the gain of the dipole, ERP = EIRP-2.15dBi.


*This report shall not be reproduced except in full, without the written approval of TA Technology (Shanghai) Co., Ltd.*

**Test setup**

**30MHz~~~ 1GHz**

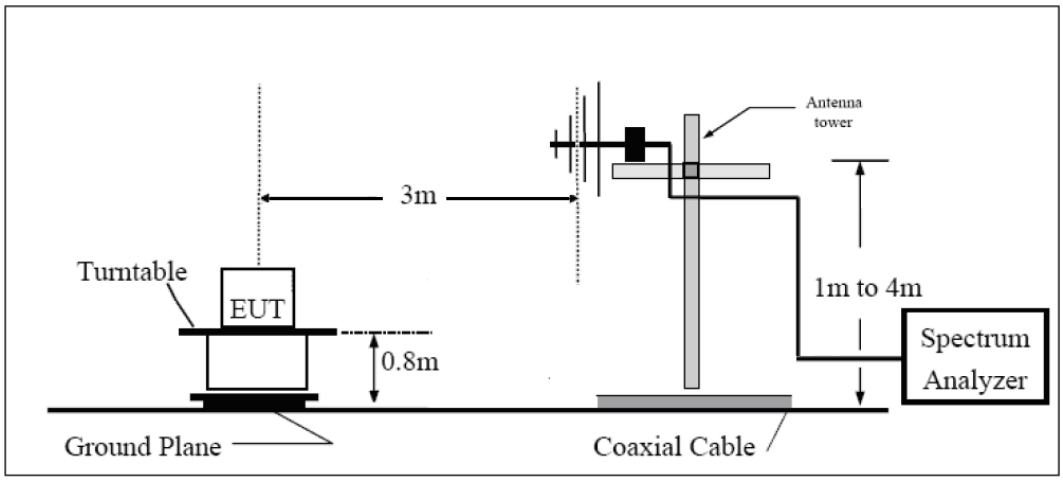


**Above 1GHz**

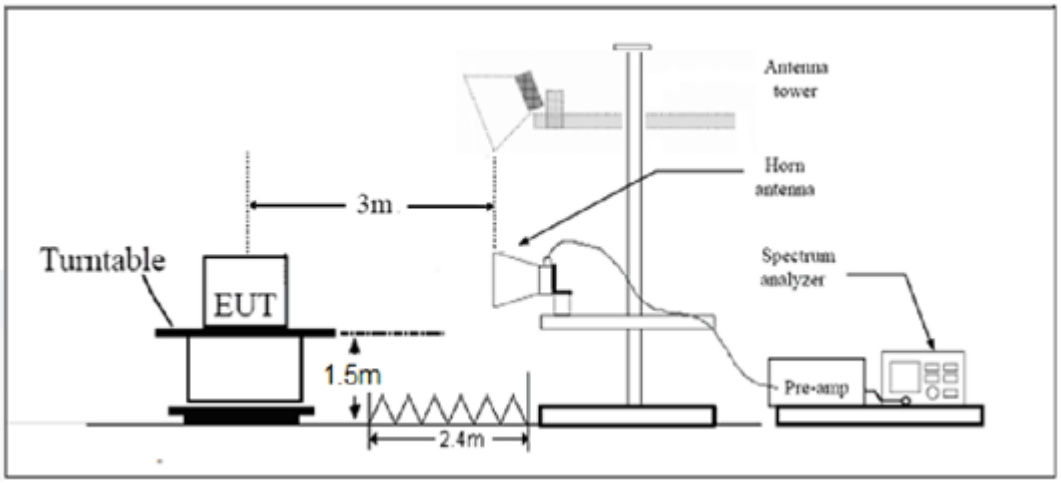


Note: Area side:2.4mX3.6m


*This report shall not be reproduced except in full, without the written approval of TA Technology (Shanghai) Co., Ltd.*

**Limits**

Rule Part 27.50(b) (10) specifies that “Portable stations (hand-held devices) transmitting in the 746-757 MHz, 776-788 MHz, and 805-806 MHz bands are limited to 3 watts ERP”

Rule Part 27.50(c) (10) specifies that “Portable stations (hand-held devices) in the 600 MHz uplink band and the 698-746 MHz band, and fixed and mobile stations in the 600 MHz uplink band are limited to 3 watts ERP”

Rule Part 27.50(d) (4) specifies that “Fixed, mobile and portable (hand-held) stations operating in the 1710–1755 MHz band are limited to 1 watt EIRP”

| | |
|---|---|
| Part 27.50(b)(10)Limit (ERP) | ⩽ 3 W (34.77 dBm) |
| Part 27.50(c)(10)Limit (ERP) | ⩽ 3 W (34.77 dBm) |
| Part 27.50(d)(4)Limit (EIRP) | ⩽ 1 W (30 dBm) |

**Measurement Uncertainty**

The assessed measurement uncertainty to ensure 95% confidence level for the normal distribution is with the coverage factor $k$ = 2, $U$= 1.19 dB


*This report shall not be reproduced except in full, without the written approval of TA Technology (Shanghai) Co., Ltd.*

## Test Results

| LTE Band 4 | | | | | | | | |
|---|---|---|---|---|---|---|---|---|
| Bandwidth | Frequency (MHz) | Ant Pot (H/V) | Rt (dBm) | Rs (dBm) | Ps (dBm) | Gs (dBi) | EIRP (dBm) | Conclusion |
| 1.4MHz (QPSK) | 1710.7 | H | -26.70 | -54.30 | 0.00 | 1.44 | 29.04 | Pass |
| | 1732.5 | H | -26.63 | -54.32 | 0.00 | 1.57 | 29.25 | Pass |
| | 1754.3 | H | -26.30 | -54.10 | 0.00 | 1.72 | 29.52 | Pass |
| | 1710.7 | V | -28.67 | -54.35 | 0.00 | 1.44 | 27.12 | Pass |
| | 1732.5 | V | -29.08 | -54.41 | 0.00 | 1.57 | 26.90 | Pass |
| | 1754.3 | V | -29.95 | -54.52 | 0.00 | 1.72 | 26.29 | Pass |
| 1.4MHz (16QAM) | 1710.7 | H | -26.02 | -54.30 | 0.00 | 1.44 | 29.72 | Pass |
| | 1732.5 | H | -25.94 | -54.32 | 0.00 | 1.57 | 29.94 | Pass |
| | 1754.3 | H | -26.61 | -54.10 | 0.00 | 1.72 | 29.21 | Pass |
| | 1710.7 | V | -28.98 | -54.35 | 0.00 | 1.44 | 26.81 | Pass |
| | 1732.5 | V | -29.38 | -54.41 | 0.00 | 1.57 | 26.60 | Pass |
| | 1754.3 | V | -30.25 | -54.52 | 0.00 | 1.72 | 25.99 | Pass |
| 3MHz (QPSK) | 1711.5 | H | -26.52 | -54.33 | 0.00 | 1.44 | 29.25 | Pass |
| | 1732.5 | H | -25.90 | -54.32 | 0.00 | 1.57 | 29.98 | Pass |
| | 1753.5 | H | -26.51 | -54.11 | 0.00 | 1.72 | 29.32 | Pass |
| | 1711.5 | V | -28.89 | -54.35 | 0.00 | 1.44 | 26.90 | Pass |
| | 1732.5 | V | -29.30 | -54.41 | 0.00 | 1.57 | 26.68 | Pass |
| | 1753.5 | V | -29.82 | -54.48 | 0.00 | 1.72 | 26.38 | Pass |
| 3MHz (16QAM) | 1711.5 | H | -25.82 | -54.33 | 0.00 | 1.44 | 29.95 | Pass |
| | 1732.5 | H | -26.22 | -54.32 | 0.00 | 1.57 | 29.66 | Pass |
| | 1753.5 | H | -26.82 | -54.11 | 0.00 | 1.72 | 29.01 | Pass |
| | 1711.5 | V | -29.19 | -54.35 | 0.00 | 1.44 | 26.60 | Pass |
| | 1732.5 | V | -29.63 | -54.41 | 0.00 | 1.57 | 26.35 | Pass |
| | 1753.5 | V | -30.15 | -54.48 | 0.00 | 1.72 | 26.05 | Pass |
| 5MHz (QPSK) | 1712.5 | H | -26.05 | -54.34 | 0.00 | 1.44 | 29.73 | Pass |
| | 1732.5 | H | -26.70 | -54.32 | 0.00 | 1.57 | 29.18 | Pass |
| | 1752.5 | H | -26.55 | -54.13 | 0.00 | 1.72 | 29.29 | Pass |
| | 1712.5 | V | -29.08 | -54.38 | 0.00 | 1.44 | 26.74 | Pass |
| | 1732.5 | V | -29.47 | -54.41 | 0.00 | 1.57 | 26.51 | Pass |
| | 1752.5 | V | -29.74 | -54.47 | 0.00 | 1.72 | 26.45 | Pass |
| 5MHz (16QAM) | 1712.5 | H | -26.37 | -54.34 | 0.00 | 1.44 | 29.41 | Pass |
| | 1732.5 | H | -26.33 | -54.32 | 0.00 | 1.57 | 29.55 | Pass |
| | 1752.5 | H | -26.84 | -54.13 | 0.00 | 1.72 | 29.00 | Pass |
| | 1712.5 | V | -29.40 | -54.38 | 0.00 | 1.44 | 26.42 | Pass |
| | 1732.5 | V | -29.77 | -54.41 | 0.00 | 1.57 | 26.21 | Pass |
| | 1752.5 | V | -30.04 | -54.47 | 0.00 | 1.72 | 26.15 | Pass |
| 10MHz (QPSK) | 1715 | H | -26.72 | -54.33 | 0.00 | 1.44 | 29.05 | Pass |
| | 1732.5 | H | -26.64 | -54.32 | 0.00 | 1.57 | 29.24 | Pass |
| | 1750 | H | -26.31 | -54.12 | 0.00 | 1.66 | 29.47 | Pass |


*This report shall not be reproduced except in full, without the written approval of TA Technology (Shanghai) Co., Ltd.*

| | | | | | | | | |
|---|---|---|---|---|---|---|---|---|
| | 1715 | V | -29.72 | -54.32 | 0.00 | 1.44 | 26.04 | Pass |
| | 1732.5 | V | -30.17 | -54.41 | 0.00 | 1.57 | 25.81 | Pass |
| | 1750 | V | -30.45 | -54.52 | 0.00 | 1.66 | 25.73 | Pass |
| **10MHz (16QAM)** | 1715 | H | -27.07 | -54.33 | 0.00 | 1.44 | 28.70 | Pass |
| | 1732.5 | H | -26.96 | -54.32 | 0.00 | 1.57 | 28.92 | Pass |
| | 1750 | H | -26.63 | -54.12 | 0.00 | 1.66 | 29.15 | Pass |
| | 1715 | V | -30.04 | -54.32 | 0.00 | 1.44 | 25.72 | Pass |
| | 1732.5 | V | -30.48 | -54.41 | 0.00 | 1.57 | 25.50 | Pass |
| | 1750 | V | -30.77 | -54.52 | 0.00 | 1.66 | 25.41 | Pass |
| **15MHz (QPSK)** | 1717.5 | H | -28.55 | -54.35 | 0.00 | 1.49 | 27.28 | Pass |
| | 1732.5 | H | -28.08 | -54.32 | 0.00 | 1.57 | 27.80 | Pass |
| | 1747.5 | H | -27.90 | -54.17 | 0.00 | 1.66 | 27.93 | Pass |
| | 1717.5 | V | -28.97 | -54.39 | 0.00 | 1.49 | 26.91 | Pass |
| | 1732.5 | V | -29.69 | -54.41 | 0.00 | 1.57 | 26.29 | Pass |
| | 1747.5 | V | -29.66 | -54.51 | 0.00 | 1.66 | 26.51 | Pass |
| **15MHz (16QAM)** | 1717.5 | H | -28.86 | -54.35 | 0.00 | 1.49 | 26.97 | Pass |
| | 1732.5 | H | -28.38 | -54.32 | 0.00 | 1.57 | 27.50 | Pass |
| | 1747.5 | H | -28.21 | -54.17 | 0.00 | 1.66 | 27.62 | Pass |
| | 1717.5 | V | -29.28 | -54.39 | 0.00 | 1.49 | 26.60 | Pass |
| | 1732.5 | V | -30.00 | -54.41 | 0.00 | 1.57 | 25.98 | Pass |
| | 1747.5 | V | -29.97 | -54.51 | 0.00 | 1.66 | 26.20 | Pass |
| **20MHz (QPSK)** | 1720 | H | -29.21 | -54.37 | 0.00 | 1.49 | 26.65 | Pass |
| | 1732.5 | H | -28.93 | -54.32 | 0.00 | 1.57 | 26.95 | Pass |
| | 1745 | H | -29.80 | -54.23 | 0.00 | 1.63 | 26.06 | Pass |
| | 1720 | V | -30.22 | -54.44 | 0.00 | 1.49 | 25.71 | Pass |
| | 1732.5 | V | -30.37 | -54.41 | 0.00 | 1.57 | 25.61 | Pass |
| | 1745 | V | -30.72 | -54.59 | 0.00 | 1.63 | 25.50 | Pass |
| **20MHz (16QAM)** | 1720 | H | -29.54 | -54.37 | 0.00 | 1.49 | 26.32 | Pass |
| | 1732.5 | H | -29.25 | -54.32 | 0.00 | 1.57 | 26.63 | Pass |
| | 1745 | H | -30.11 | -54.23 | 0.00 | 1.63 | 25.75 | Pass |
| | 1720 | V | -30.53 | -54.44 | 0.00 | 1.49 | 25.40 | Pass |
| | 1732.5 | V | -30.69 | -54.41 | 0.00 | 1.57 | 25.29 | Pass |
| | 1745 | V | -31.02 | -54.59 | 0.00 | 1.63 | 25.20 | Pass |

| LTE Band 12 | | | | | | | | |
|---|---|---|---|---|---|---|---|---|
| **andwidth** | **Frequency (MHz)** | **Ant Pot (H/V)** | **Rt (dBm)** | **Rs (dBm)** | **Ps (dBm)** | **Gs (dBi)** | **ERP (dBm)** | **Conclusion** |
| **1.4MHz (QPSK)** | 699.7 | H | -25.65 | -49.12 | 0.00 | 2.04 | 25.51 | Pass |
| | 707.5 | H | -25.33 | -49.39 | 0.00 | 2.03 | 26.10 | Pass |
| | 715.3 | H | -23.83 | -49.76 | 0.00 | 1.99 | 27.92 | Pass |
| | 699.7 | V | -23.87 | -48.91 | 0.00 | 2.04 | 27.09 | Pass |
| | 707.5 | V | -23.44 | -49.12 | 0.00 | 2.03 | 27.71 | Pass |


*This report shall not be reproduced except in full, without the written approval of TA Technology (Shanghai) Co., Ltd.*

| | | | | | | | | |
|---|---|---|---|---|---|---|---|---|
| | 715.3 | V | -23.74 | -49.43 | 0.00 | 1.99 | 27.69 | Pass |
| 1.4MHz (16QAM) | 699.7 | H | -25.98 | -49.12 | 0.00 | 2.04 | 25.18 | Pass |
| | 707.5 | H | -25.63 | -49.39 | 0.00 | 2.03 | 25.80 | Pass |
| | 715.3 | H | -24.15 | -49.76 | 0.00 | 1.99 | 27.60 | Pass |
| | 699.7 | V | -24.18 | -48.91 | 0.00 | 2.04 | 26.78 | Pass |
| | 707.5 | V | -23.75 | -49.12 | 0.00 | 2.03 | 27.40 | Pass |
| | 715.3 | V | -24.08 | -49.43 | 0.00 | 1.99 | 27.35 | Pass |
| 3MHz (QPSK) | 700.5 | H | -25.69 | -49.15 | 0.00 | 2.04 | 25.50 | Pass |
| | 707.5 | H | -24.64 | -49.39 | 0.00 | 2.03 | 26.79 | Pass |
| | 714.5 | H | -23.94 | -49.73 | 0.00 | 2.00 | 27.79 | Pass |
| | 700.5 | V | -23.15 | -48.94 | 0.00 | 2.04 | 27.83 | Pass |
| | 707.5 | V | -23.44 | -49.12 | 0.00 | 2.03 | 27.71 | Pass |
| | 714.5 | V | -23.70 | -49.37 | 0.00 | 2.00 | 27.67 | Pass |
| 3MHz (16QAM) | 700.5 | H | -26.02 | -49.15 | 0.00 | 2.04 | 25.17 | Pass |
| | 707.5 | H | -24.98 | -49.39 | 0.00 | 2.03 | 26.45 | Pass |
| | 714.5 | H | -24.26 | -49.73 | 0.00 | 2.00 | 27.47 | Pass |
| | 700.5 | V | -23.48 | -48.94 | 0.00 | 2.04 | 27.50 | Pass |
| | 707.5 | V | -23.74 | -49.12 | 0.00 | 2.03 | 27.41 | Pass |
| | 714.5 | V | -24.01 | -49.37 | 0.00 | 2.00 | 27.36 | Pass |
| 5MHz (QPSK) | 701.5 | H | -25.86 | -49.17 | 0.00 | 2.04 | 25.36 | Pass |
| | 707.5 | H | -25.11 | -49.39 | 0.00 | 2.03 | 26.32 | Pass |
| | 713.5 | H | -24.42 | -49.72 | 0.00 | 2.01 | 27.30 | Pass |
| | 701.5 | V | -23.32 | -48.95 | 0.00 | 2.04 | 27.67 | Pass |
| | 707.5 | V | -23.73 | -49.12 | 0.00 | 2.03 | 27.42 | Pass |
| | 713.5 | V | -23.96 | -49.35 | 0.00 | 2.01 | 27.40 | Pass |
| 5MHz (16QAM) | 701.5 | H | -26.15 | -49.17 | 0.00 | 2.04 | 25.07 | Pass |
| | 707.5 | H | -25.43 | -49.39 | 0.00 | 2.03 | 26.00 | Pass |
| | 713.5 | H | -24.74 | -49.72 | 0.00 | 2.01 | 26.98 | Pass |
| | 701.5 | V | -23.64 | -48.95 | 0.00 | 2.04 | 27.35 | Pass |
| | 707.5 | V | -24.05 | -49.12 | 0.00 | 2.03 | 27.10 | Pass |
| | 713.5 | V | -24.28 | -49.35 | 0.00 | 2.01 | 27.08 | Pass |
| 10MHz (QPSK) | 704 | H | -26.59 | -49.25 | 0.00 | 2.04 | 24.70 | Pass |
| | 707.5 | H | -25.99 | -49.39 | 0.00 | 2.03 | 25.44 | Pass |
| | 711 | H | -25.70 | -49.65 | 0.00 | 2.02 | 25.97 | Pass |
| | 704 | V | -24.14 | -49.00 | 0.00 | 2.04 | 26.90 | Pass |
| | 707.5 | V | -24.12 | -49.12 | 0.00 | 2.03 | 27.03 | Pass |
| | 711 | V | -24.67 | -49.33 | 0.00 | 2.02 | 26.67 | Pass |
| 10MHz (16QAM) | 704 | H | -26.89 | -49.25 | 0.00 | 2.04 | 24.40 | Pass |
| | 707.5 | H | -26.33 | -49.39 | 0.00 | 2.03 | 25.10 | Pass |
| | 711 | H | -26.01 | -49.65 | 0.00 | 2.02 | 25.66 | Pass |
| | 704 | V | -24.44 | -49.00 | 0.00 | 2.04 | 26.60 | Pass |
| | 707.5 | V | -24.43 | -49.12 | 0.00 | 2.03 | 26.72 | Pass |
| | 711 | V | -24.98 | -49.33 | 0.00 | 2.02 | 26.36 | Pass |


*This report shall not be reproduced except in full, without the written approval of TA Technology (Shanghai) Co., Ltd.*

| LTE Band 13 | | | | | | | | |
|---|---|---|---|---|---|---|---|---|
| Bandwidth | Frequency (MHz) | Ant Pot (H/V) | Rt (dBm) | Rs (dBm) | Ps (dBm) | Gs (dBi) | ERP (dBm) | Conclusion |
| 5MHz (QPSK) | 779.5 | H | -24.21 | -49.85 | 0.00 | 2.06 | 27.70 | Pass |
| | 782 | H | -24.78 | -50.19 | 0.00 | 2.05 | 27.47 | Pass |
| | 784.5 | H | -24.99 | -50.45 | 0.00 | 2.04 | 27.50 | Pass |
| | 779.5 | V | -26.41 | -49.80 | 0.00 | 2.06 | 25.45 | Pass |
| | 782 | V | -27.01 | -49.92 | 0.00 | 2.05 | 24.96 | Pass |
| | 784.5 | V | -27.01 | -50.13 | 0.00 | 2.04 | 25.15 | Pass |
| 5MHz (16QAM) | 779.5 | H | -24.72 | -50.05 | 0.00 | 2.06 | 27.39 | Pass |
| | 782 | H | -25.09 | -50.19 | 0.00 | 2.05 | 27.16 | Pass |
| | 784.5 | H | -25.32 | -50.45 | 0.00 | 2.04 | 27.17 | Pass |
| | 779.5 | V | -26.71 | -49.80 | 0.00 | 2.06 | 25.15 | Pass |
| | 782 | V | -27.31 | -49.92 | 0.00 | 2.05 | 24.66 | Pass |
| | 784.5 | V | -27.31 | -50.13 | 0.00 | 2.04 | 24.85 | Pass |
| 10MHz (QPSK) | 782 | H | -25.97 | -50.75 | 0.00 | 2.07 | 26.86 | Pass |
| | 782 | V | -27.79 | -50.10 | 0.00 | 2.02 | 24.33 | Pass |
| 10MHz (16QAM) | 782 | H | -25.71 | -50.22 | 0.00 | 2.04 | 26.55 | Pass |
| | 782 | V | -28.50 | -50.43 | 0.00 | 2.07 | 24.00 | Pass |

Note: 1. EIRP= E.R.P+2.15


*This report shall not be reproduced except in full, without the written approval of TA Technology (Shanghai) Co., Ltd.*

## 4.3 Occupied Bandwidth

### Ambient condition

| Temperature | Relative humidity | Pressure |
|---|---|---|
| 23°C ~25°C | 45%~50% | 101.5kPa |

### Method of Measurement

The EUT was connected to Spectrum Analyzer and Base Station Simulator via power Splitter. The occupied bandwidth is measured using spectrum analyzer.
RBW is set to 51 kHz, VBW is set to 160 kHz for LTE Band 4/12/13 .
99% power and -26dBc occupied bandwidths are recorded. Spectrum analyzer plots are included on the following pages.

### Test Setup

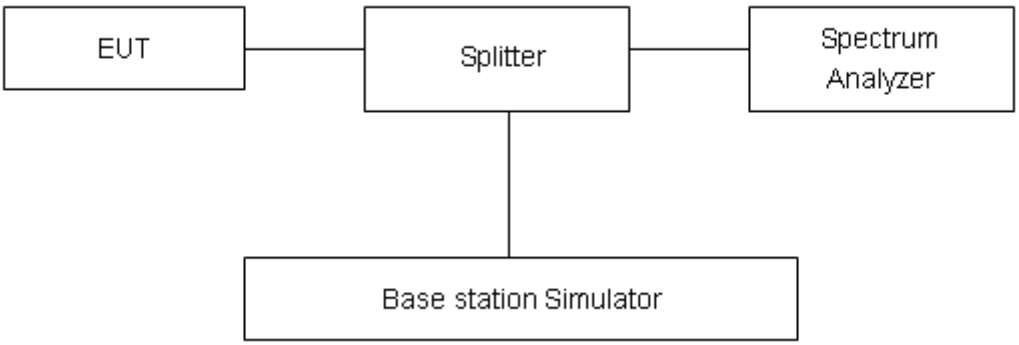


### Limits

No specific occupied bandwidth requirements in part 2.1049.

### Measurement Uncertainty

The assessed measurement uncertainty to ensure 95% confidence level for the normal distribution is with the coverage factor $k$ = 2, $U$=624Hz.


*This report shall not be reproduced except in full, without the written approval of TA Technology (Shanghai) Co., Ltd.*

## Test Result

| LTE Band 4 | | | | | | |
|---|---|---|---|---|---|---|
| RB | Modulation | Bandwidth (MHz) | Channel | Frequency (MHz) | 99% Power Bandwidth(MHz) | -26dBc Bandwidth(MHz) |
| 100% | QPSK | 1.4 | 19957 | 1710.7 | 1.108 | 1.329 |
| | | | 20175 | 1732.5 | 1.118 | 1.345 |
| | | | 20393 | 1754.3 | 1.111 | 1.366 |
| | | 3 | 19965 | 1711.5 | 1.150 | 1.643 |
| | | | 20175 | 1732.5 | 1.150 | 1.655 |
| | | | 20385 | 1753.5 | 1.135 | 1.471 |
| | | 5 | 19975 | 1712.5 | 1.151 | 1.499 |
| | | | 20175 | 1732.5 | 1.130 | 1.472 |
| | | | 20375 | 1752.5 | 1.154 | 2.015 |
| | | 10 | 20000 | 1715 | 1.179 | 1.769 |
| | | | 20175 | 1732.5 | 1.184 | 1.796 |
| | | | 20350 | 1750 | 1.188 | 1.932 |
| | | 15 | 20025 | 1717.5 | 1.194 | 1.915 |
| | | | 20175 | 1732.5 | 1.196 | 1.894 |
| | | | 20325 | 1747.5 | 1.194 | 1.935 |
| | | 20 | 20050 | 1720 | 1.192 | 1.816 |
| | | | 20175 | 1732.5 | 1.208 | 1.782 |
| | | | 20300 | 1745 | 1.207 | 1.806 |
| | 16QAM | 1.4 | 19957 | 1710.7 | 0.948 | 1.312 |
| | | | 20175 | 1732.5 | 0.939 | 1.215 |
| | | | 20393 | 1754.3 | 0.937 | 1.206 |
| | | 3 | 19965 | 1711.5 | 0.974 | 1.322 |
| | | | 20175 | 1732.5 | 0.981 | 1.337 |
| | | | 20385 | 1753.5 | 0.981 | 1.313 |
| | | 5 | 19975 | 1712.5 | 0.983 | 1.357 |
| | | | 20175 | 1732.5 | 1.016 | 1.496 |
| | | | 20375 | 1752.5 | 0.996 | 1.410 |
| | | 10 | 20000 | 1715 | 1.014 | 1.550 |
| | | | 20175 | 1732.5 | 1.066 | 1.795 |
| | | | 20350 | 1750 | 1.050 | 1.707 |
| | | 15 | 20025 | 1717.5 | 1.088 | 2.074 |
| | | | 20175 | 1732.5 | 1.058 | 1.889 |
| | | | 20325 | 1747.5 | 1.066 | 1.900 |
| | | 20 | 20050 | 1720 | 1.081 | 1.945 |
| | | | 20175 | 1732.5 | 1.113 | 1.862 |
| | | | 20300 | 1745 | 1.098 | 1.880 |


*This report shall not be reproduced except in full, without the written approval of TA Technology (Shanghai) Co., Ltd.*

| LTE Band 12 | | | | | | |
|---|---|---|---|---|---|---|
| RB | Modulation | Bandwidth (MHz) | Channel | Frequency (MHz) | 99% Power Bandwidth(MHz) | -26dBc Bandwidth(MHz) |
| 100% | QPSK | 1.4 | 23017 | 699.7 | 1.105 | 1.317 |
| | | | 23095 | 707.5 | 1.108 | 1.332 |
| | | | 23173 | 715.3 | 1.108 | 1.322 |
| | | 3 | 23025 | 700.5 | 1.152 | 1.653 |
| | | | 23095 | 707.5 | 1.153 | 1.660 |
| | | | 23165 | 714.5 | 1.151 | 1.549 |
| | | 5 | 23035 | 701.5 | 1.143 | 1.875 |
| | | | 23095 | 707.5 | 1.145 | 1.506 |
| | | | 23155 | 713.5 | 1.127 | 1.496 |
| | | 10 | 23060 | 704 | 1.190 | 1.756 |
| | | | 23095 | 707.5 | 1.205 | 1.738 |
| | | | 23130 | 711 | 1.178 | 1.893 |
| | 16QAM | 1.4 | 23017 | 699.7 | 0.950 | 1.191 |
| | | | 23095 | 707.5 | 0.939 | 1.195 |
| | | | 23173 | 715.3 | 0.948 | 1.203 |
| | | 3 | 23025 | 700.5 | 0.983 | 1.331 |
| | | | 23095 | 707.5 | 0.985 | 1.343 |
| | | | 23165 | 714.5 | 0.971 | 1.348 |
| | | 5 | 23035 | 701.5 | 0.991 | 1.376 |
| | | | 23095 | 707.5 | 0.976 | 1.423 |
| | | | 23155 | 713.5 | 1.004 | 1.494 |
| | | 10 | 23060 | 704 | 1.029 | 1.528 |
| | | | 23095 | 707.5 | 1.084 | 1.731 |
| | | | 23130 | 711 | 1.072 | 1.762 |


*This report shall not be reproduced except in full, without the written approval of TA Technology (Shanghai) Co., Ltd.*

| LTE Band 13 | | | | | | |
|---|---|---|---|---|---|---|
| RB | Modulation | Bandwidth (MHz) | Channel | Frequency (MHz) | 99% Power Bandwidth(kHz) | -26dBc Bandwidth(kHz) |
| 100% | QPSK | 5 | 23205 | 779.5 | 1.144 | 1.828 |
| | | | 23230 | 782 | 1.149 | 1.481 |
| | | | 23255 | 784.5 | 1.123 | 1.482 |
| | | 10 | 23230 | 782 | 1.191 | 1.731 |
| | | | 23230 | 782 | 1.178 | 1.721 |
| | | | 23230 | 782 | 1.193 | 1.722 |
| | 16QAM | 5 | 23205 | 779.5 | 0.990 | 1.438 |
| | | | 23230 | 782 | 0.977 | 1.356 |
| | | | 23255 | 784.5 | 1.005 | 1.497 |
| | | 10 | 23230 | 782 | 1.035 | 1.504 |
| | | | 23230 | 782 | 1.033 | 1.537 |
| | | | 23230 | 782 | 1.051 | 1.613 |


*This report shall not be reproduced except in full, without the written approval of TA Technology (Shanghai) Co., Ltd.*

LTE Band 4 QPSK 1.4MHz CH-Low

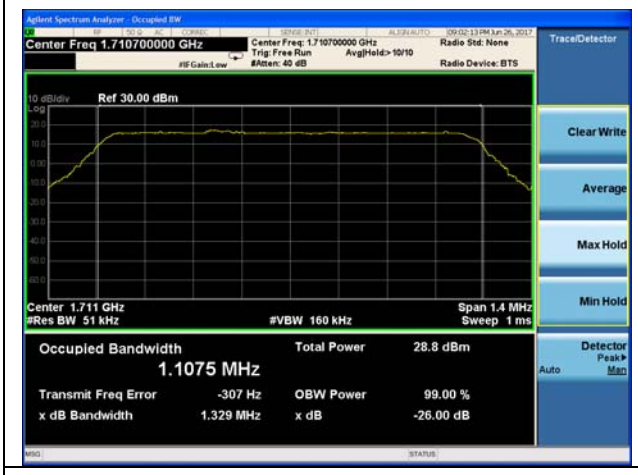


LTE Band 4 QPSK 3MHz CH-Low

LTE Band 4 QPSK 1.4MHz CH-Middle

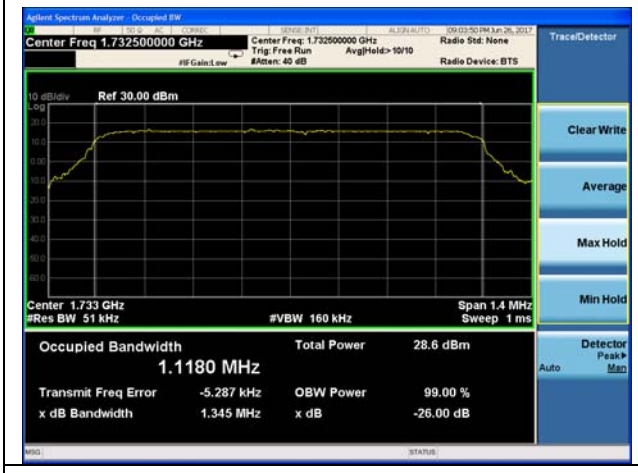


LTE Band 4 QPSK 3MHz CH-Middle

LTE Band 4 QPSK 1.4MHz CH-High

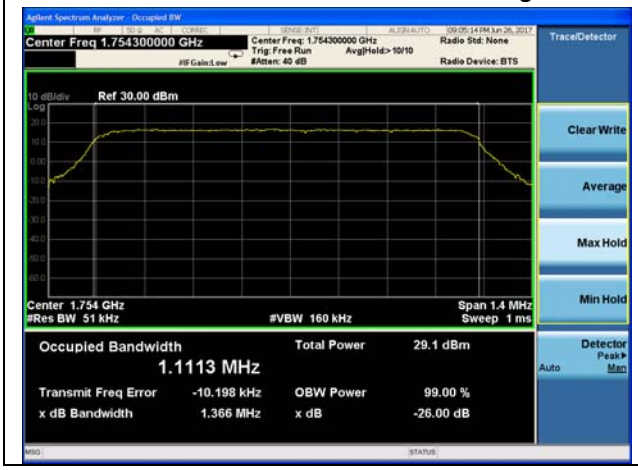


LTE Band 4 QPSK 3MHz CH-High

*This report shall not be reproduced except in full, without the written approval of TA Technology (Shanghai) Co., Ltd.*

LTE Band 4 QPSK 5MHz CH-Low

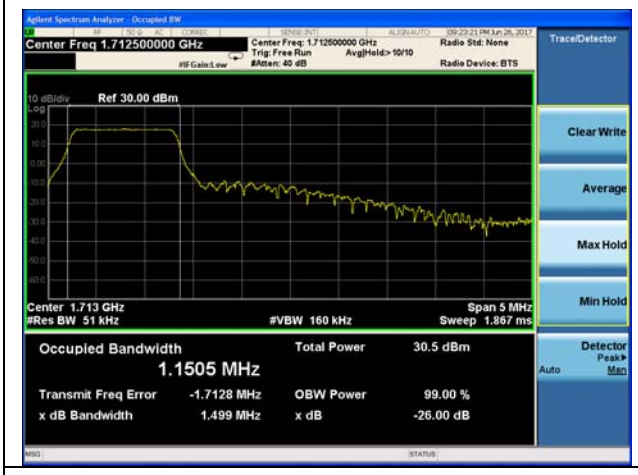


LTE Band 4 QPSK 10MHz CH-Low

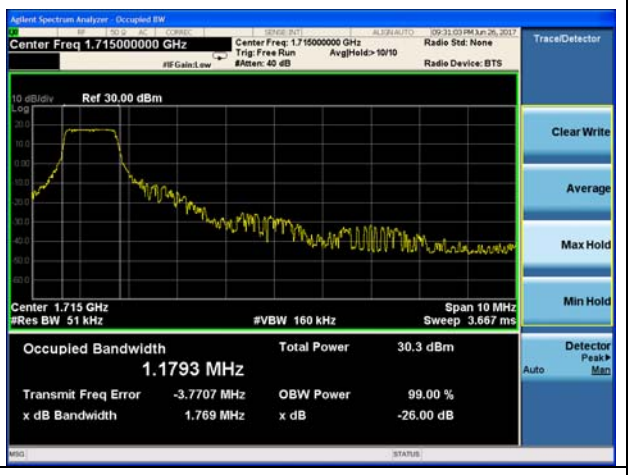


LTE Band 4 QPSK 5MHz CH-Middle

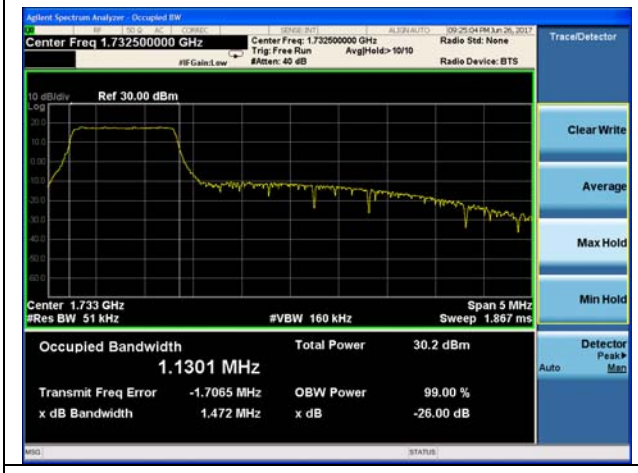


LTE Band 4 QPSK 10MHz CH-Middle

LTE Band 4 QPSK 5MHz CH-High

LTE Band 4 QPSK 10MHz CH-High

*This report shall not be reproduced except in full, without the written approval of TA Technology (Shanghai) Co., Ltd.*

LTE Band 4 16QAM 1.4MHz CH-Low

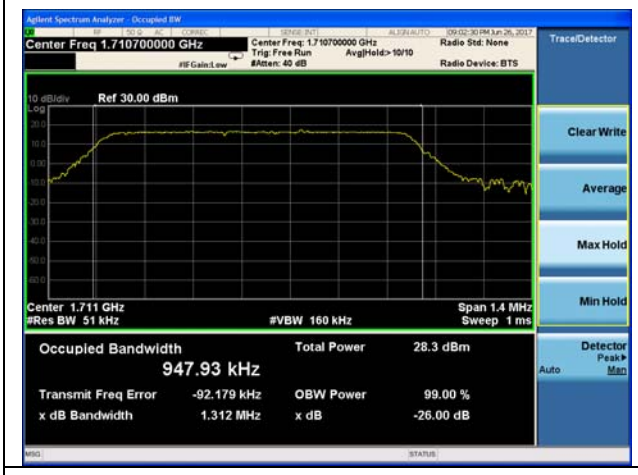


LTE Band 4 16QAM 3MHz CH-Low

LTE Band 4 16QAM 1.4MHz CH-Middle

LTE Band 4 16QAM 3MHz CH-Middle

LTE Band 4 16QAM 1.4MHz CH-High

LTE Band 4 16QAM 3MHz CH-High

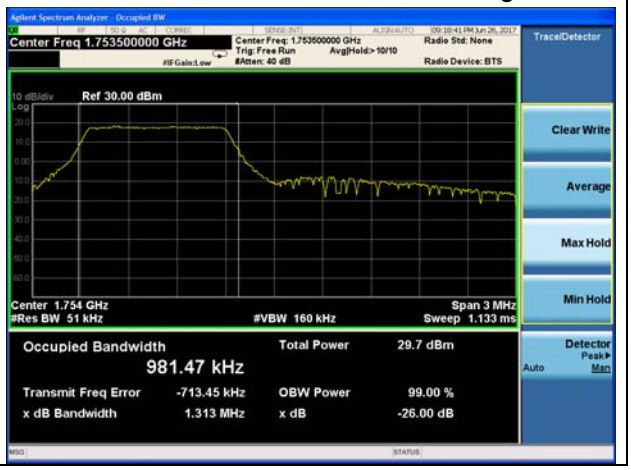



*This report shall not be reproduced except in full, without the written approval of TA Technology (Shanghai) Co., Ltd.*

LTE Band 4 16QAM 5MHz CH-Low

LTE Band 4 16QAM 10MHz CH-Low

LTE Band 4 16QAM 5MHz CH-Middle

LTE Band 4 16QAM 10MHz CH-Middle

LTE Band 4 16QAM 5MHz CH-High

LTE Band 4 16QAM 10MHz CH-High

*This report shall not be reproduced except in full, without the written approval of TA Technology (Shanghai) Co., Ltd.*

LTE Band 4 QPSK 15MHz CH-Low

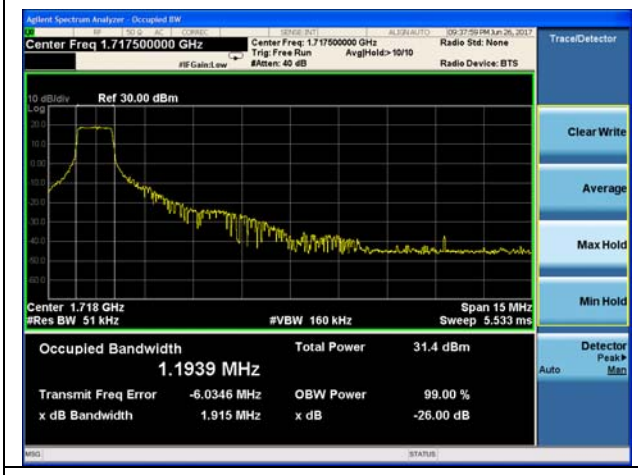


LTE Band 4 QPSK 20MHz CH-Low

LTE Band 4 QPSK 15MHz CH-Middle

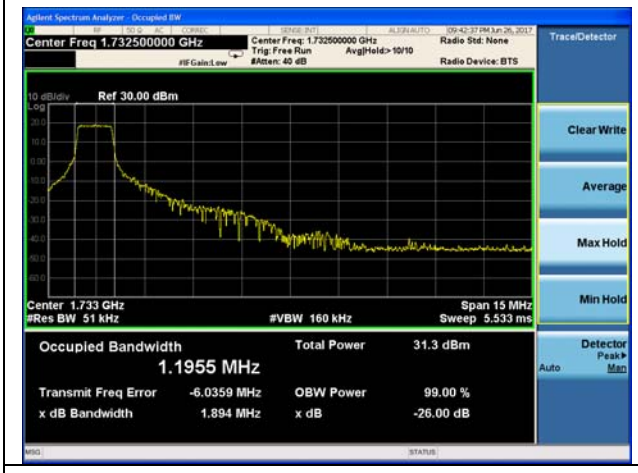


LTE Band 4 QPSK 20MHz CH-Middle

LTE Band 4 QPSK 15MHz CH-High

LTE Band 4 QPSK 20MHz CH-High

*This report shall not be reproduced except in full, without the written approval of TA Technology (Shanghai) Co., Ltd.*

LTE Band 4 16QAM 15MHz CH-Low

LTE Band 4 16QAM 20MHz CH-Low

LTE Band 4 16QAM 15MHz CH-Middle

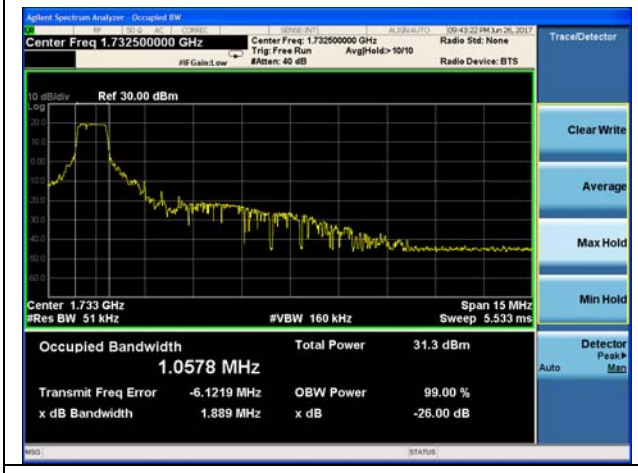


LTE Band 4 16QAM 20MHz CH-Middle

LTE Band 4 16QAM 15MHz CH-High

LTE Band 4 16QAM 20MHz CH-High

*This report shall not be reproduced except in full, without the written approval of TA Technology (Shanghai) Co., Ltd.*

LTE Band 12 QPSK 1.4MHz CH-Low

LTE Band 12 QPSK 3MHz CH-Low

LTE Band 12 QPSK 1.4MHz CH-Middle

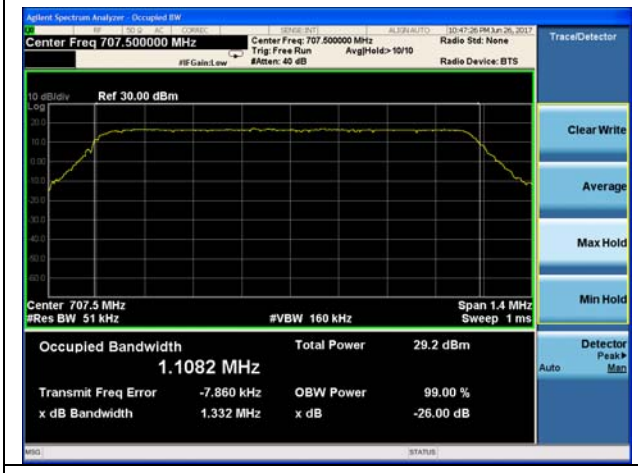


LTE Band 12 QPSK 3MHz CH-Middle

LTE Band 12 QPSK 1.4MHz CH-High

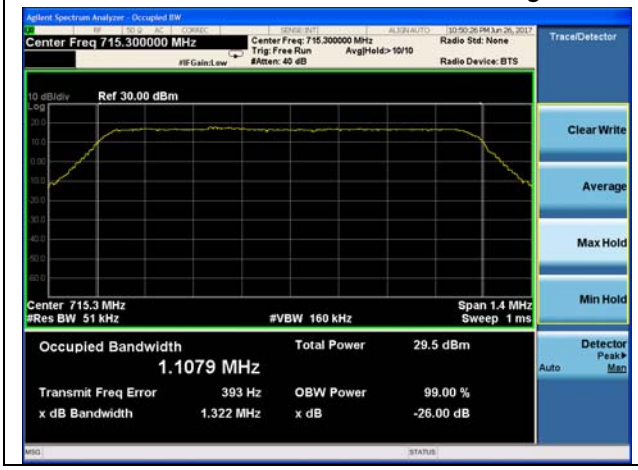


LTE Band 12 QPSK 3MHz CH-High

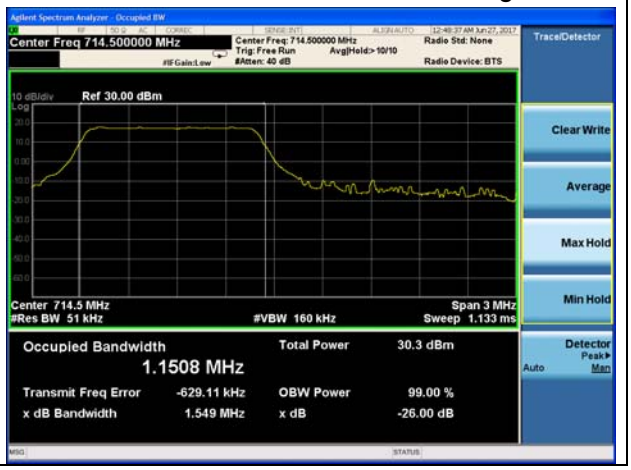



*This report shall not be reproduced except in full, without the written approval of TA Technology (Shanghai) Co., Ltd.*

LTE Band 12 QPSK 5MHz CH-Low

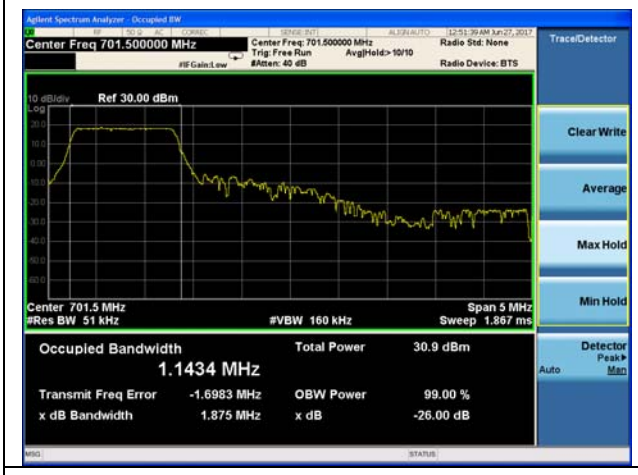


LTE Band 12 QPSK 10MHz CH-Low

LTE Band 12 QPSK 5MHz CH-Middle

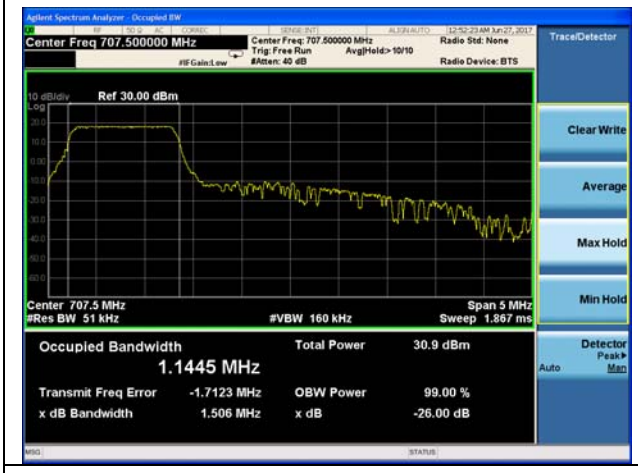


LTE Band 12 QPSK 10MHz CH-Middle

LTE Band 12 QPSK 5MHz CH-High

LTE Band 12 QPSK 10MHz CH-High

*This report shall not be reproduced except in full, without the written approval of TA Technology (Shanghai) Co., Ltd.*

LTE Band 12 16QAM 1.4MHz CH-Low

LTE Band 12 16QAM 3MHz CH-Low

LTE Band 12 16QAM 1.4MHz CH-Middle

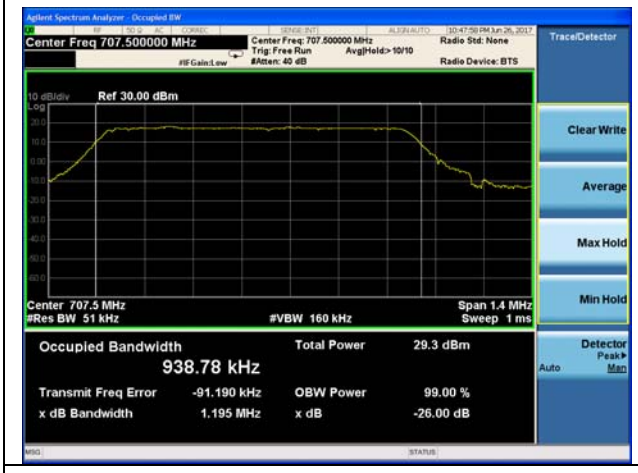


LTE Band 12 16QAM 3MHz CH-Middle

LTE Band 12 16QAM 1.4MHz CH-High

LTE Band 12 16QAM 3MHz CH-High

*This report shall not be reproduced except in full, without the written approval of TA Technology (Shanghai) Co., Ltd.*

LTE Band 12 16QAM 5MHz CH-Low

LTE Band 12 16QAM 10MHz CH-Low

LTE Band 12 16QAM 5MHz CH-Middle

LTE Band 12 16QAM 10MHz CH-Middle

LTE Band 12 16QAM 5MHz CH-High

LTE Band 12 16QAM 10MHz CH-High

*This report shall not be reproduced except in full, without the written approval of TA Technology (Shanghai) Co., Ltd.*

LTE Band 13 QPSK 5MHz CH-Low

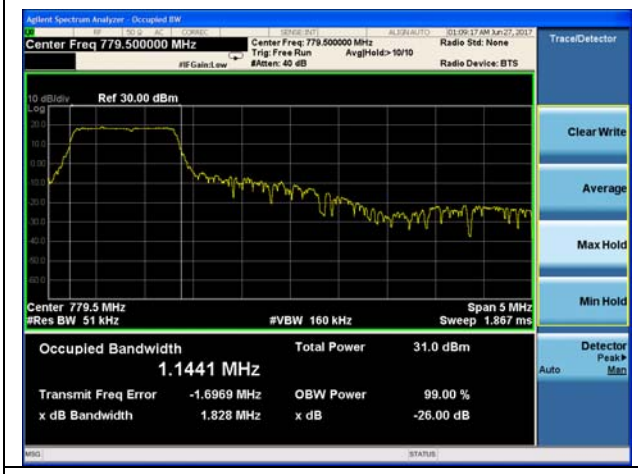


LTE Band 13 QPSK 5MHz CH-Middle

LTE Band 13 QPSK 5MHz CH-High

LTE Band 13 QPSK 10MHz CH-Middle

LTE Band 13 16QAM 5MHz CH-Low

LTE Band 13 16QAM 5MHz CH-Middle

*This report shall not be reproduced except in full, without the written approval of TA Technology (Shanghai) Co., Ltd.*

| LTE Band 13 16QAM 5MHz CH-High | LTE Band 13 16QAM 10MHz CH-Middle |
|---|---|
| | |




*This report shall not be reproduced except in full, without the written approval of TA Technology (Shanghai) Co., Ltd.*

## 4.4 Band Edge Compliance

### Ambient condition

| Temperature | Relative humidity | Pressure |
|---|---|---|
| 23°C ~25°C | 45%~50% | 101.5kPa |

### Method of Measurement

The EUT was connected to Spectrum Analyzer and Base Station Simulator via power Splitter. The band edge of the lowest and highest channels were measured.
The testing follows KDB 971168 v02r02 Section 6.0
1.The EUT was connected to spectrum analyzer and system simulator via a power divider.
2. The band edges of low and high channels for the highest RF powers were measured.
3. For LTE Band 41 Set RBW >= 1% EBW in the 1MHz band immediately outside and adjacent to the band edge. Beyond the 1 MHz band from the band edge, RBW=1MHz was used.
RBW is set to 51 kHz, VBW is set to 51 kHz for LTE Band 4/12/13 on spectrum analyzer.
4. Set spectrum analyzer with RMS detector.
5. The RF fundamental frequency should be excluded against the limit line in the operating frequency band.
6. Checked that all the results comply with the emission limit line.

### Test Setup

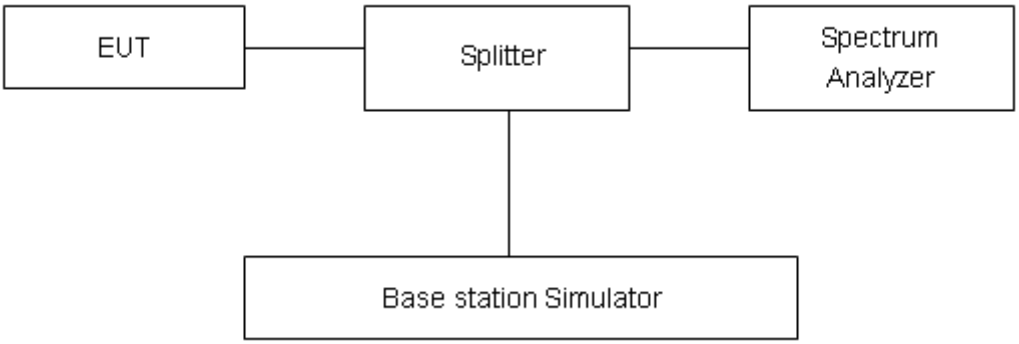



*This report shall not be reproduced except in full, without the written approval of TA Technology (Shanghai) Co., Ltd.*

**Limits**

Rule Part 27.53(h)/ specifies that " for operations in the 1695-1710 MHz, 1710-1755 MHz, 1755-1780 MHz, 1915-1920 MHz, 1995-2000 MHz, 2000-2020 MHz, 2110-2155 MHz, 2155-2180 MHz, and 2180-2200 bands, the power of any emission outside a licensee's frequency block shall be attenuated below the transmitter power (P) in watts by at least 43 + 10 $\log_{10}$ (P) dB"

Part 27.53(g) specifies that " For operations in the 600 MHz band and the 698-746 MHz band, the power of any emission outside a licensee's frequency block shall be attenuated below the transmitter power (P) within the licensed band(s) of operation, measured in watts, by at least 43 + 10 log10 (P) dB."

Part 27.53(m) (4)/ specifies that "for BRS and EBS stations. For mobile digital stations, the attenuation factor shall be not less than 40 + 10 log (P) dB on all frequencies between the channel edge and 5 megahertz from the channel edge, 43 + 10 log (P) dB on all frequencies between 5 megahertz and X megahertz from the channel edge, and 55 + 10 log (P) dB on all frequencies more than X megahertz from the channel edge, where X is the greater of 6 megahertz or the actual emission bandwidth as defined in paragraph (m)(4) of this section. In addition, the attenuation factor shall not be less that 43 + 10 log (P) dB on all frequencies between 2490.5 MHz and 2496 MHz and 55 + 10 log (P) dB at or below 2490.5 MHz. Mobile Satellite Service licensees operating on frequencies below 2495 MHz may also submit a documented interference complaint against BRS licensees operating on channel BRS Channel 1 on the same terms and conditions as adjacent channel BRS or EBS licensees.

Example:

The limit line is derived from 43 + 10log (P) dB below the transmitter power P(Watts)

= P(W)- [43 + 10log(P)] (dB)

= [30 + 10log (P)] (dBm) - [43 + 10log(P)] (dB) = -13dBm.

**Measurement Uncertainty**

The assessed measurement uncertainty to ensure 95% confidence level for the normal distribution is with the coverage factor *k* = 1.96, *U*=0.684dB.


*This report shall not be reproduced except in full, without the written approval of TA Technology (Shanghai) Co., Ltd.*

## Test Result

All the test traces in the plots shows the test results clearly.

LTE Band 4 QPSK 1.4MHz CH-Low, 1 RB

LTE Band 4 QPSK 1.4MHz CH-High, 1 RB

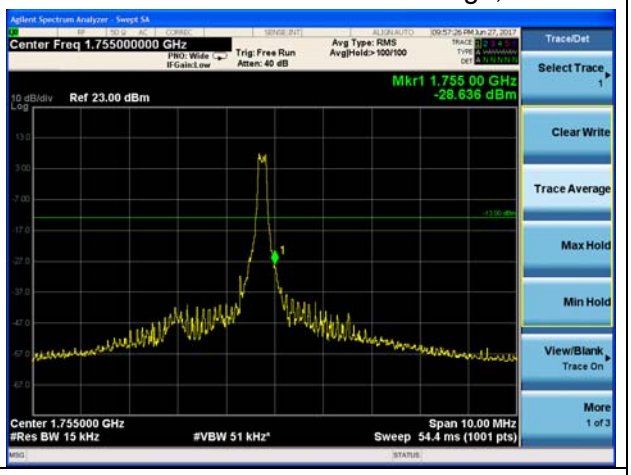


LTE Band 4 QPSK 1.4MHz CH-Low, 100%RB

LTE Band 4 QPSK 1.4MHz CH-High, 100%RB

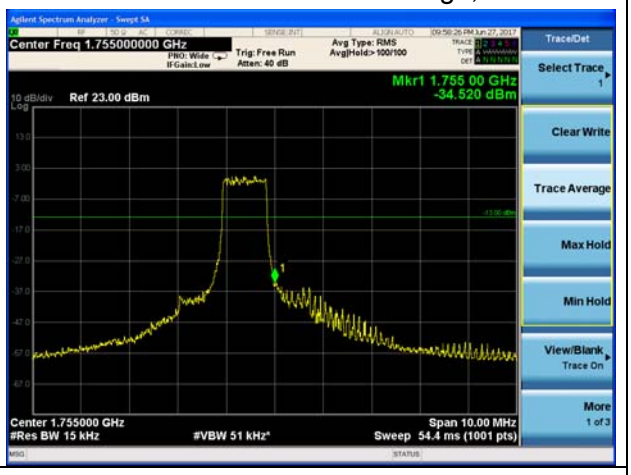


LTE Band 4 QPSK 3MHz CH-Low, 1 RB

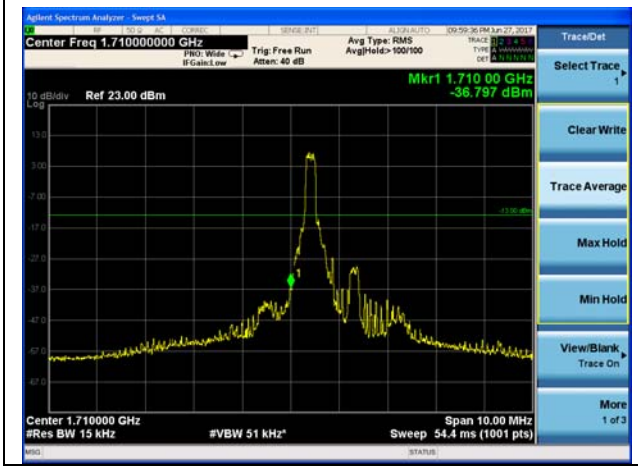


LTE Band 4 QPSK 3MHz CH-High, 1 RB

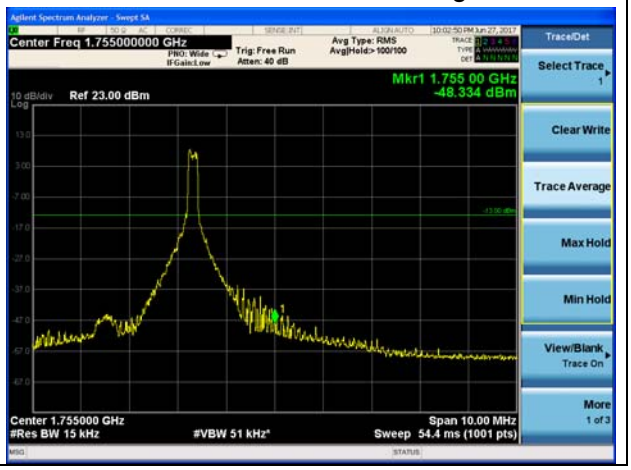



*This report shall not be reproduced except in full, without the written approval of TA Technology (Shanghai) Co., Ltd.*

LTE Band 4 QPSK 3MHz CH-Low, 100%RB

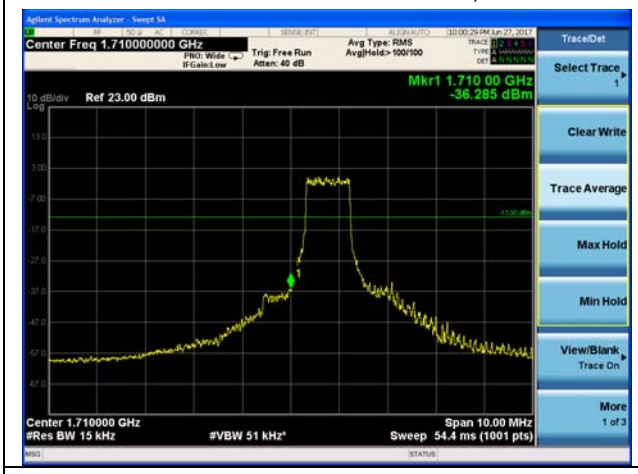


LTE Band 4 QPSK 3MHz CH-High, 100%RB

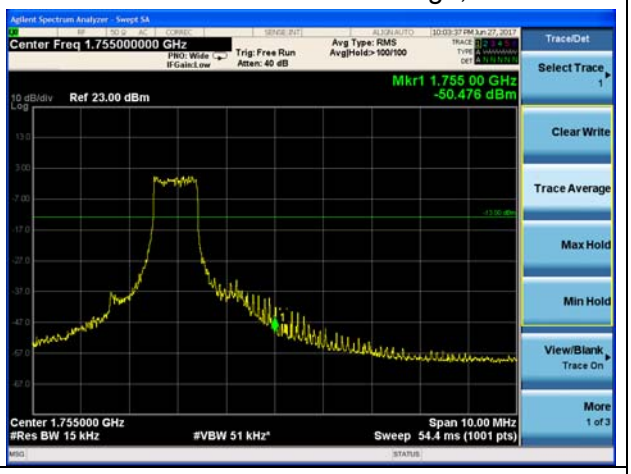


LTE Band 4 QPSK 5MHz CH-Low, 1 RB

LTE Band 4 QPSK 5MHz CH-High, 1 RB

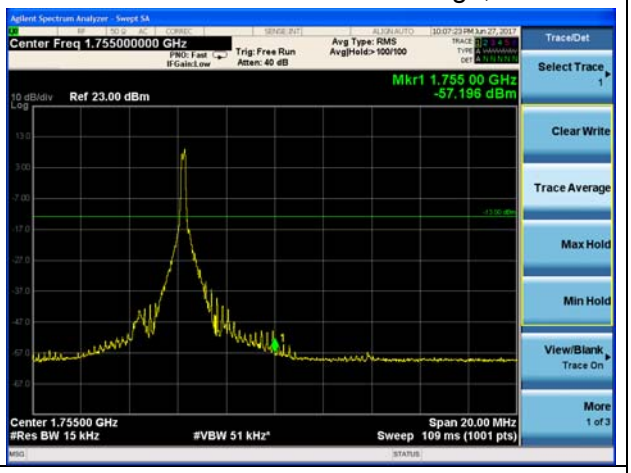


LTE Band 4 QPSK 5MHz CH-Low, 100%RB

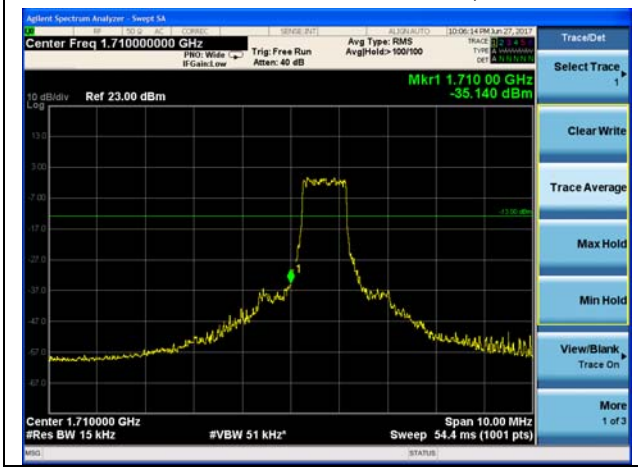


LTE Band 4 QPSK 5MHz CH-High, 100%RB

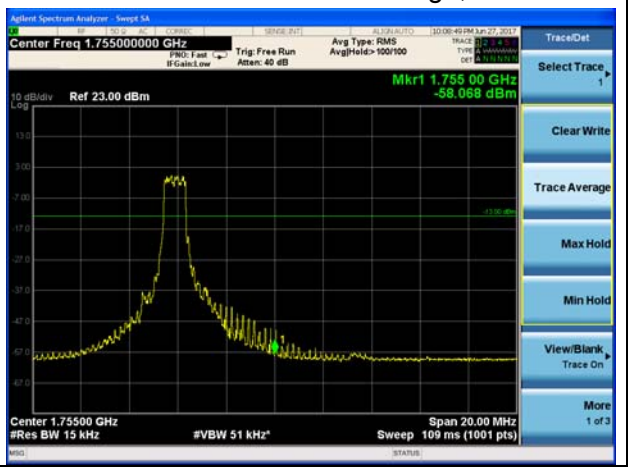



*This report shall not be reproduced except in full, without the written approval of TA Technology (Shanghai) Co., Ltd.*

LTE Band 4 QPSK 10MHz CH-Low, 1 RB

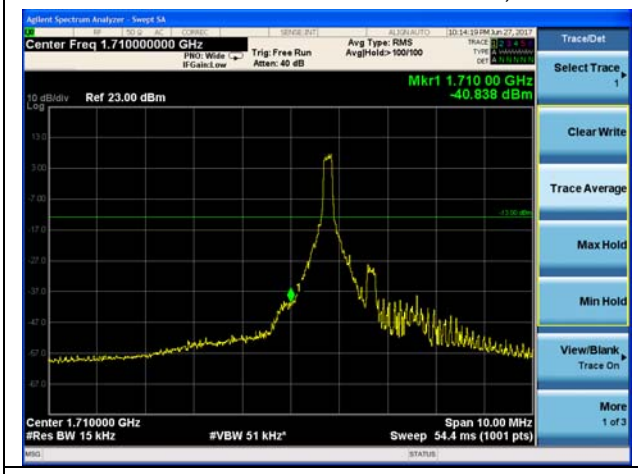


LTE Band 4 QPSK 10MHz CH-High, 1 RB

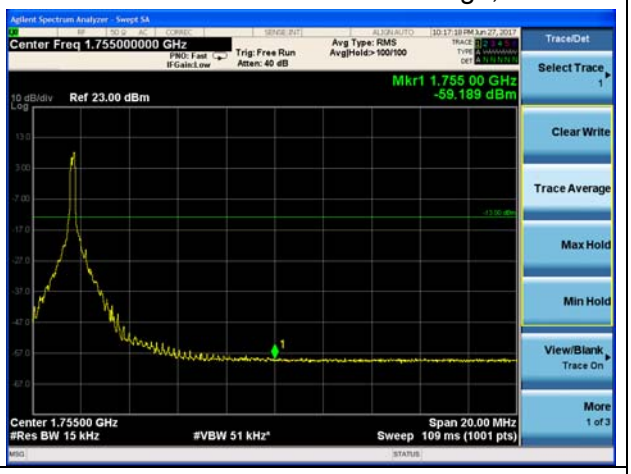


LTE Band 4 QPSK 10MHz CH-Low, 100%RB

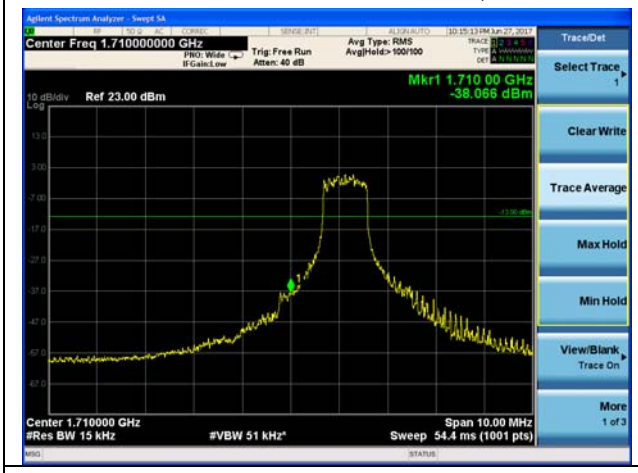


LTE Band 4 QPSK 10MHz CH-High, 100%RB

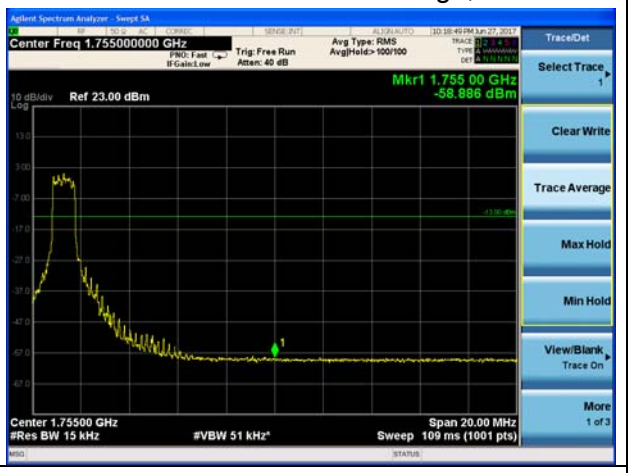


LTE Band 4 QPSK 15MHz CH-Low, 1 RB

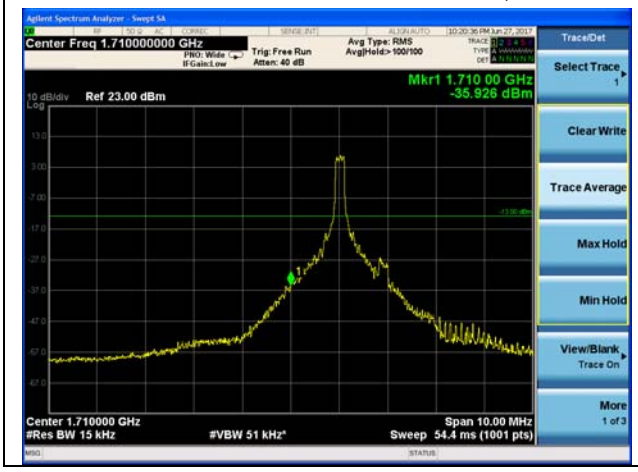


LTE Band 4 QPSK 15MHz CH-High, 1 RB

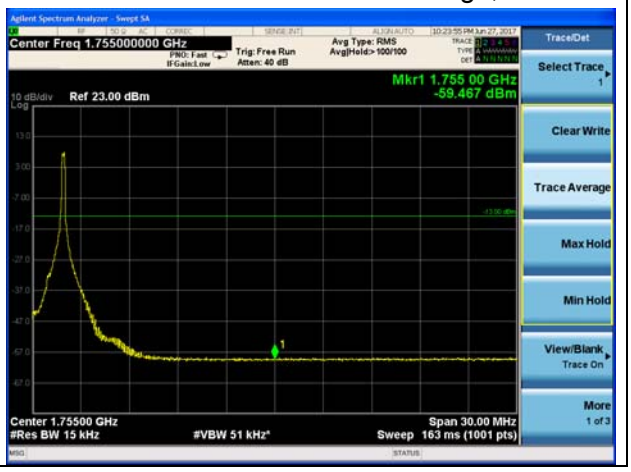



*This report shall not be reproduced except in full, without the written approval of TA Technology (Shanghai) Co., Ltd.*

LTE Band 4 QPSK 15MHz CH-Low, 100%RB

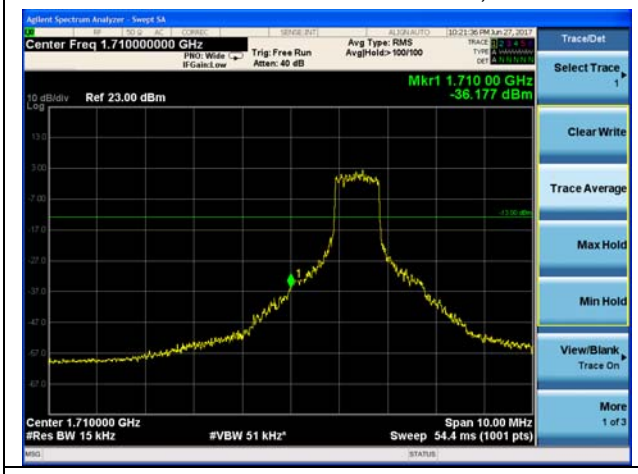


LTE Band 4 QPSK 15MHz CH-High, 100%RB

LTE Band 4 QPSK 20MHz CH-Low, 1 RB

LTE Band 4 QPSK 20MHz CH-High, 1 RB

LTE Band 4 QPSK 20MHz CH-Low, 100%RB

LTE Band 4 QPSK 20MHz CH-High, 100%RB

*This report shall not be reproduced except in full, without the written approval of TA Technology (Shanghai) Co., Ltd.*

LTE Band 4 16QAM 1.4MHz CH-Low, 1 RB

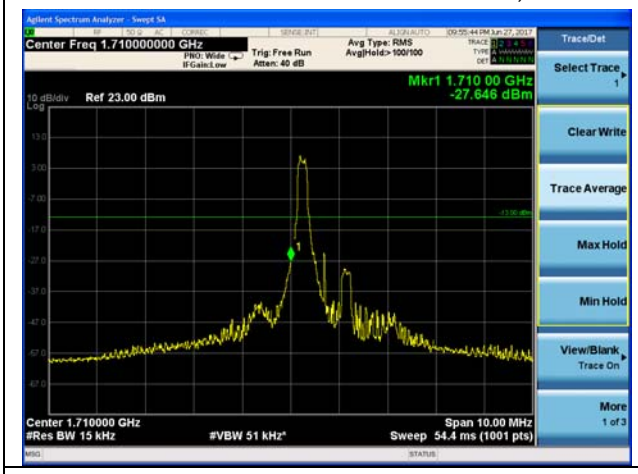


LTE Band 4 16QAM 1.4MHz CH-High, 1 RB

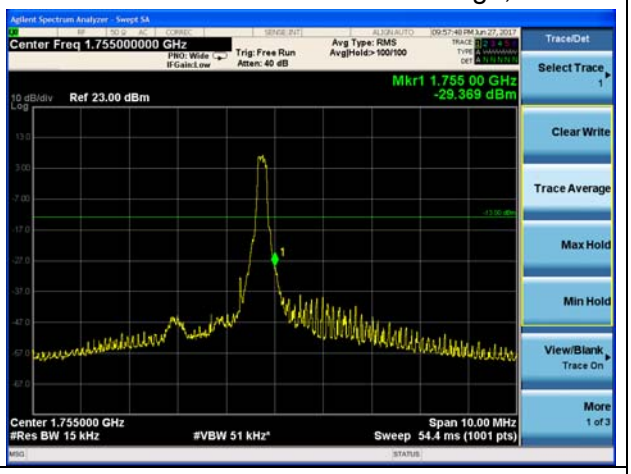


LTE Band 4 16QAM 1.4MHz CH-Low, 100%RB

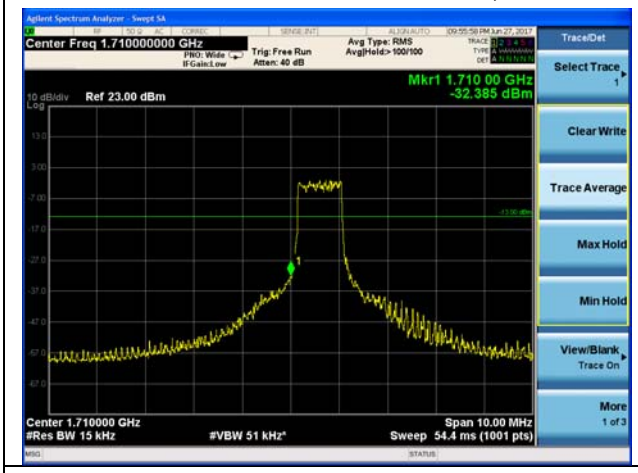


LTE Band 4 16QAM 1.4MHz CH-High, 100%RB

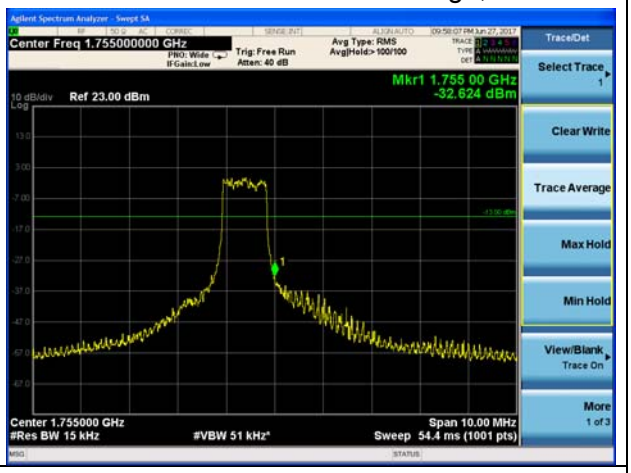


LTE Band 4 16QAM 3MHz CH-Low, 1 RB

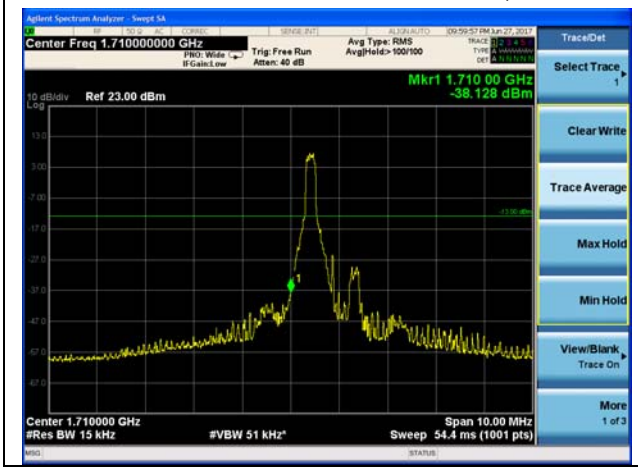


LTE Band 4 16QAM 3MHz CH-High, 1 RB

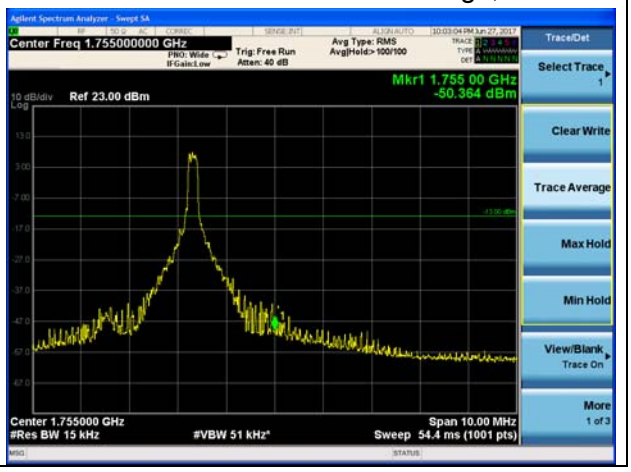



*This report shall not be reproduced except in full, without the written approval of TA Technology (Shanghai) Co., Ltd.*

LTE Band 4 16QAM 3MHz CH-Low, 100%RB

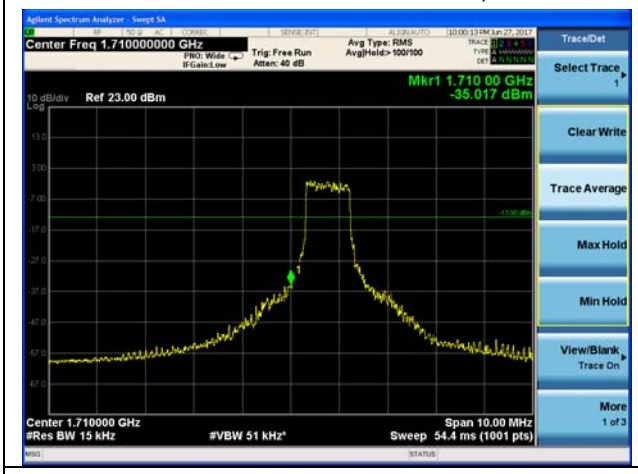


LTE Band 4 16QAM 3MHz CH-High, 100%RB

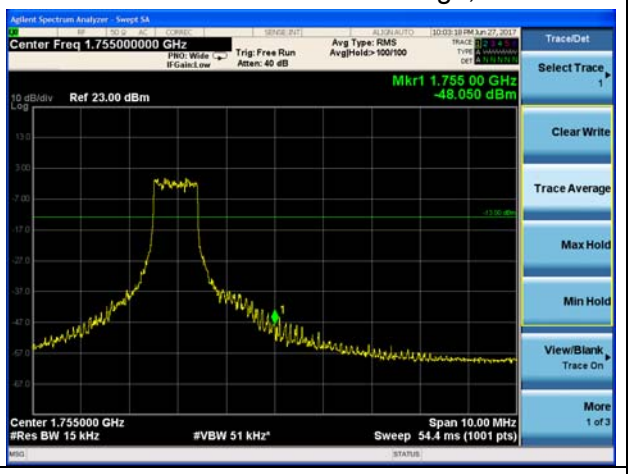


LTE Band 4 16QAM 5MHz CH-Low, 1 RB

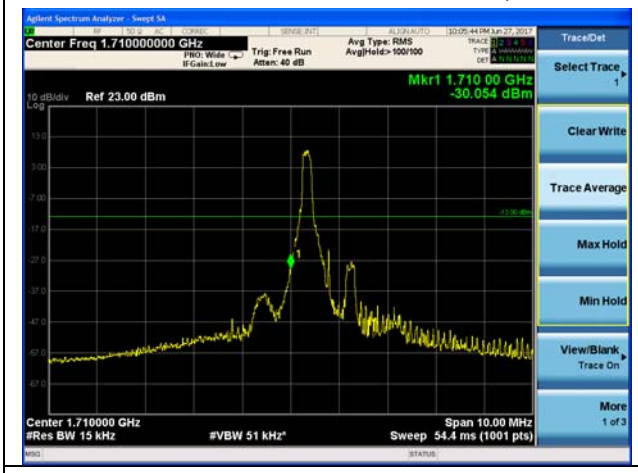


LTE Band 4 16QAM 5MHz CH-High, 1 RB

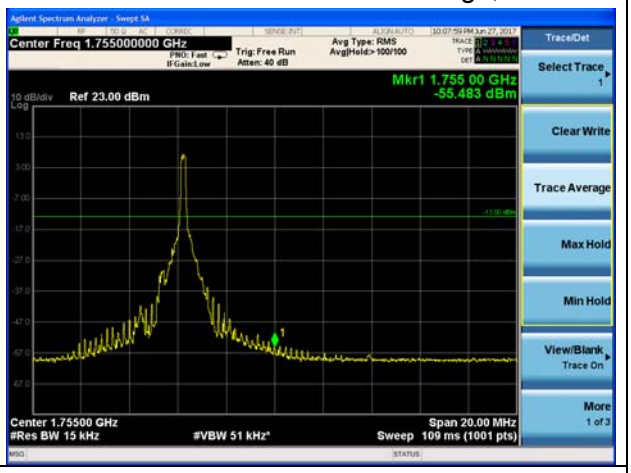


LTE Band 4 16QAM 5MHz CH-Low, 100%RB

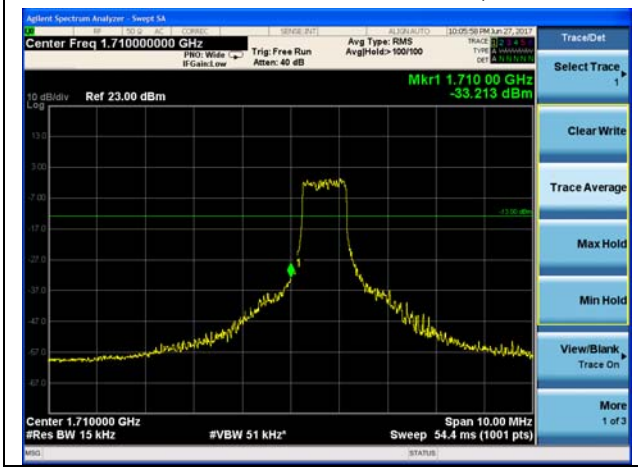


LTE Band 4 16QAM 5MHz CH-High, 100%RB

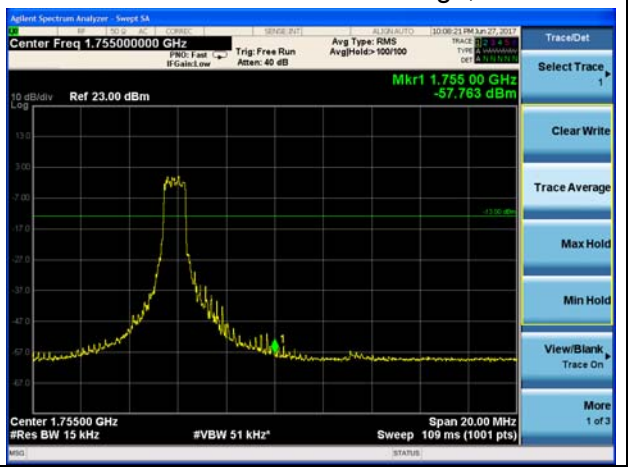



*This report shall not be reproduced except in full, without the written approval of TA Technology (Shanghai) Co., Ltd.*

LTE Band 4 16QAM 10MHz CH-Low, 1 RB

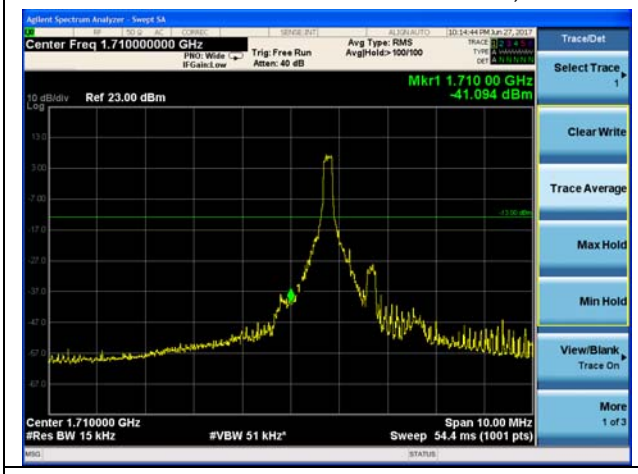


LTE Band 4 16QAM 10MHz CH-High, 1 RB

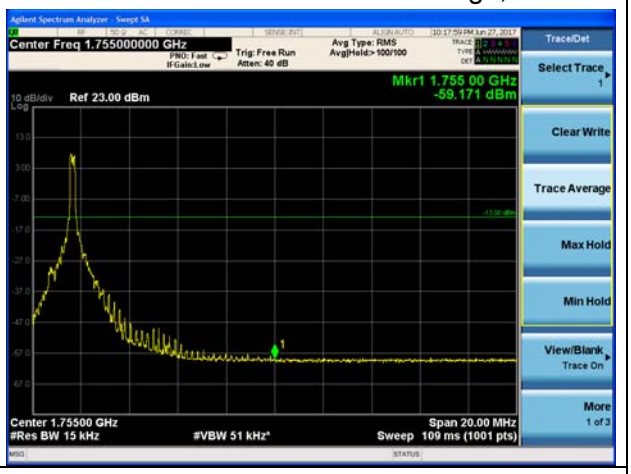


LTE Band 4 16QAM 10MHz CH-Low, 100%RB

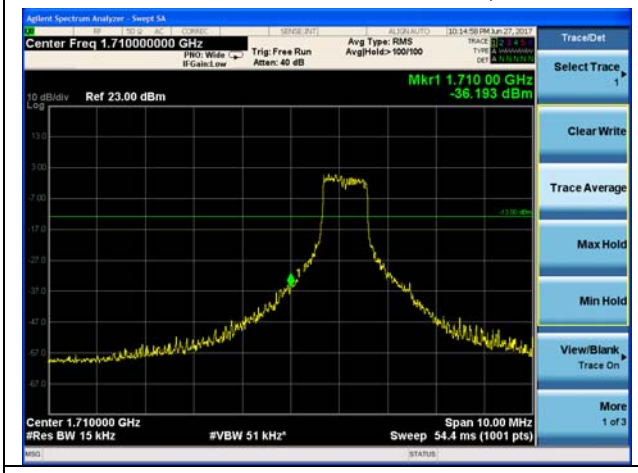


LTE Band 4 16QAM 10MHz CH-High, 100%RB

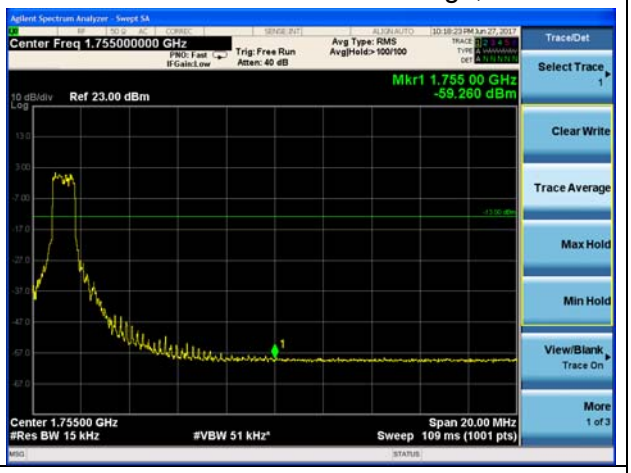


LTE Band 4 16QAM 15MHz CH-Low, 1 RB

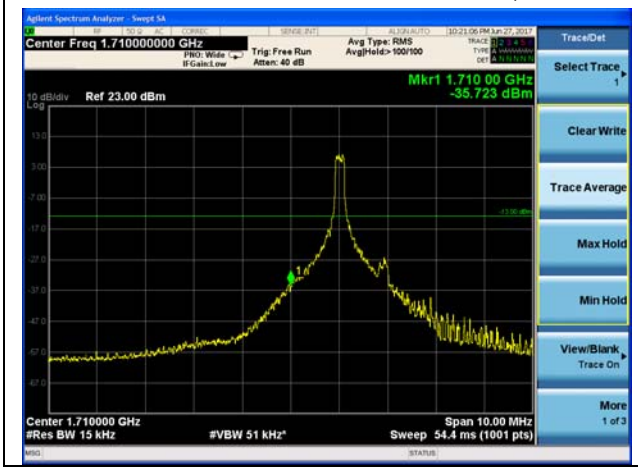


LTE Band 4 16QAM 15MHz CH-High, 1 RB

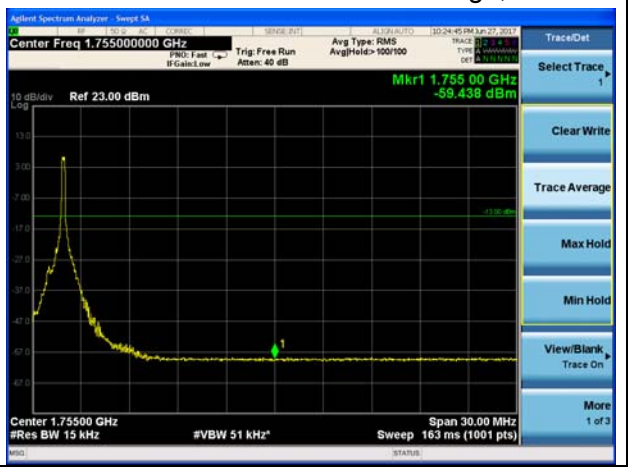



*This report shall not be reproduced except in full, without the written approval of TA Technology (Shanghai) Co., Ltd.*

LTE Band 4 16QAM 15MHz CH-Low, 100%RB

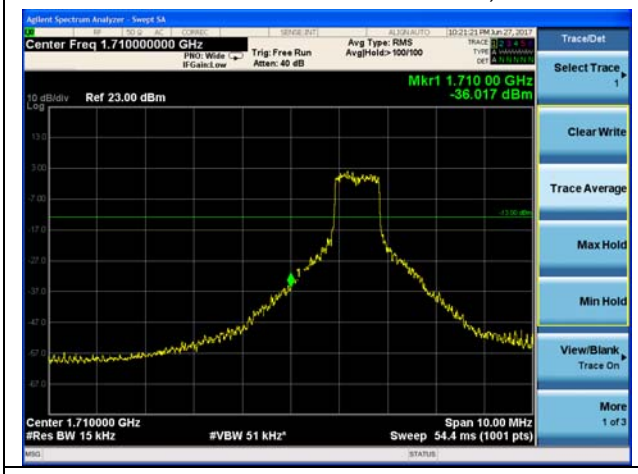


LTE Band 4 16QAM 15MHz CH-High, 100%RB

LTE Band 4 16QAM 20MHz CH-Low, 1 RB

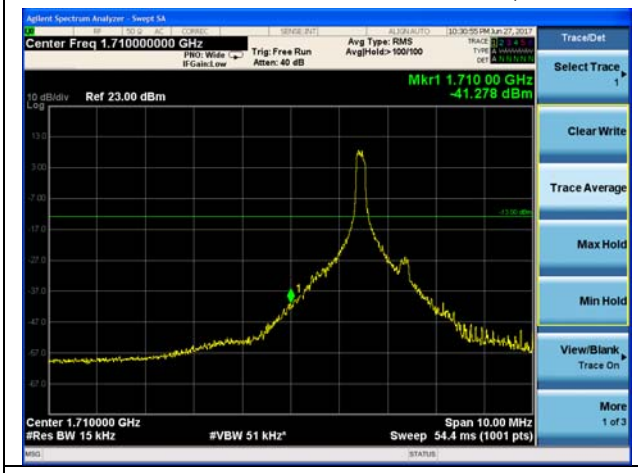


LTE Band 4 16QAM 20MHz CH-High, 1 RB

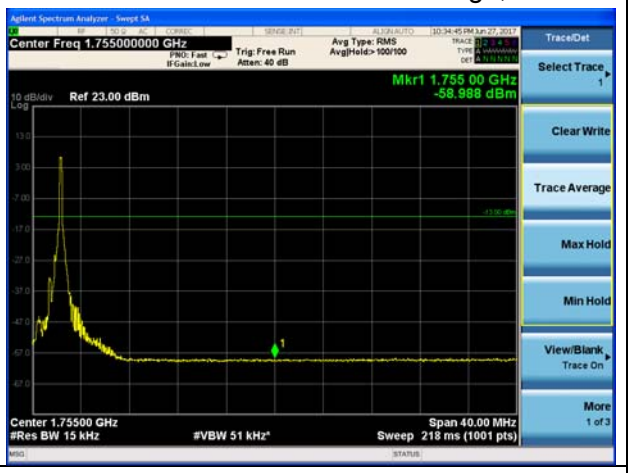


LTE Band 4 16QAM 20MHz CH-Low, 100%RB

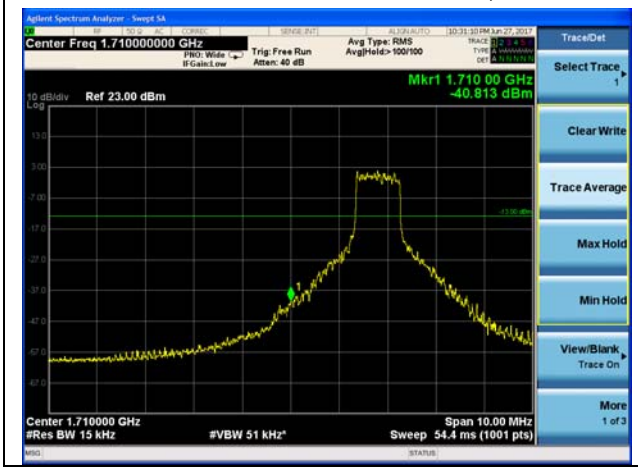


LTE Band 4 16QAM 20MHz CH-High, 100%RB

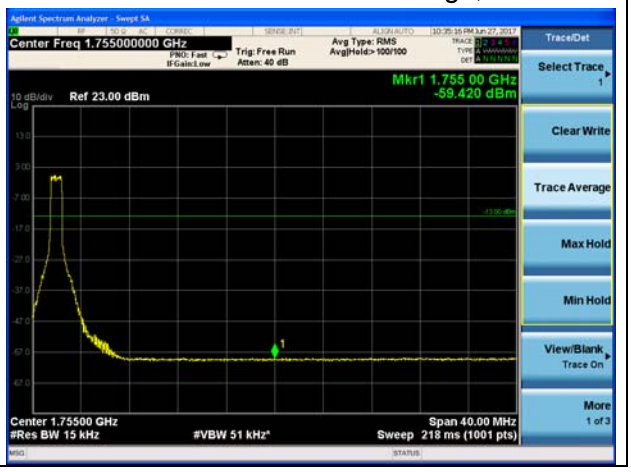



*This report shall not be reproduced except in full, without the written approval of TA Technology (Shanghai) Co., Ltd.*

LTE Band 12 QPSK 1.4MHz CH-Low, 1 RB

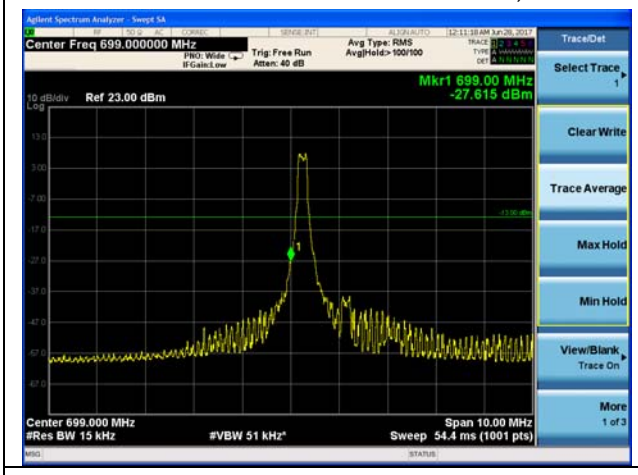


LTE Band 12 QPSK 1.4MHz CH-High, 1 RB

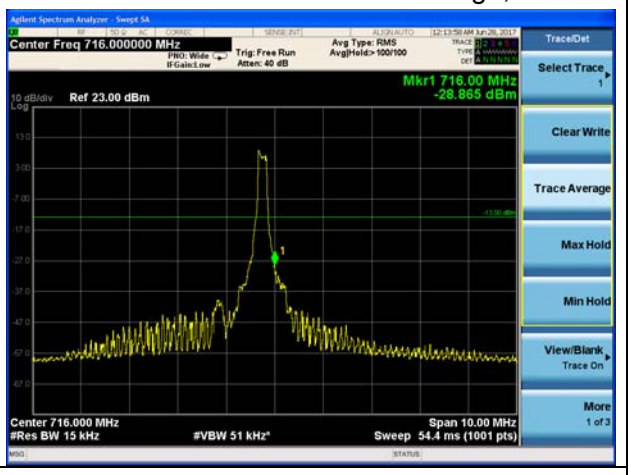


LTE Band 12 QPSK 1.4MHz CH-Low, 100%RB

LTE Band 12 QPSK 1.4MHz CH-High, 100%RB

LTE Band 12 QPSK 3MHz CH-Low, 1 RB

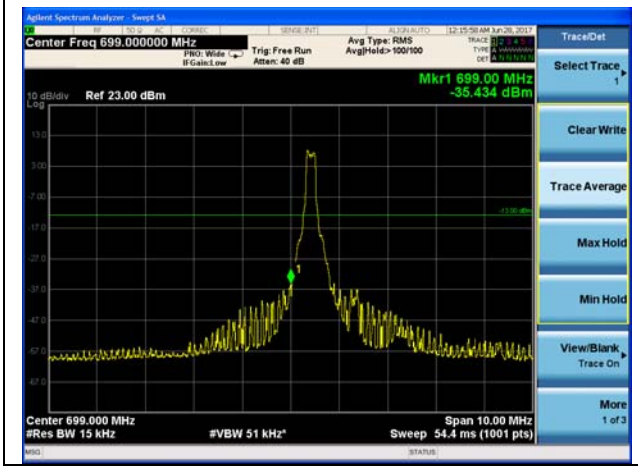


LTE Band 12 QPSK 3MHz CH-High, 1 RB

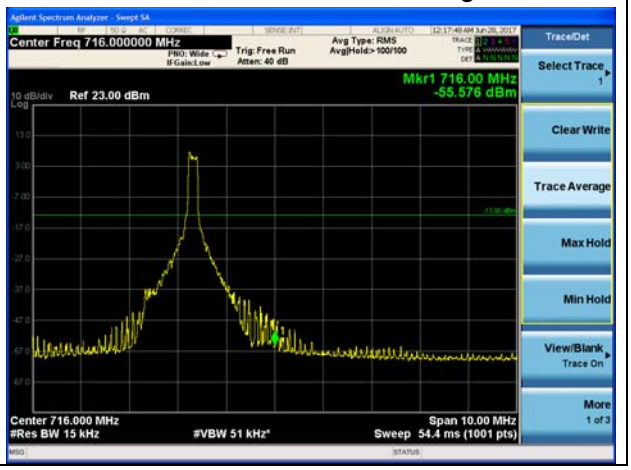



*This report shall not be reproduced except in full, without the written approval of TA Technology (Shanghai) Co., Ltd.*

LTE Band 12 QPSK 3MHz CH-Low, 100%RB

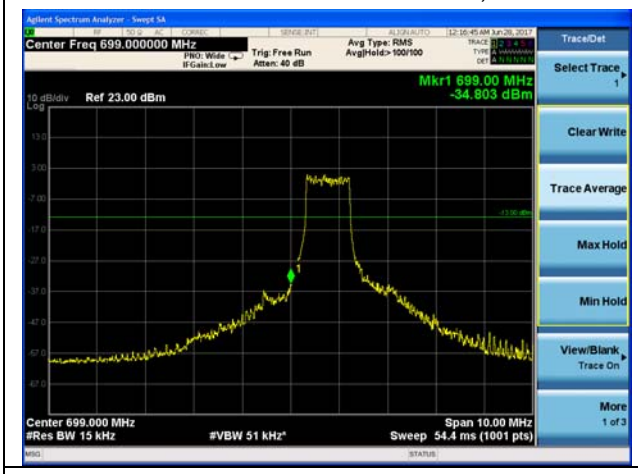


LTE Band 12 QPSK 3MHz CH-High, 100%RB

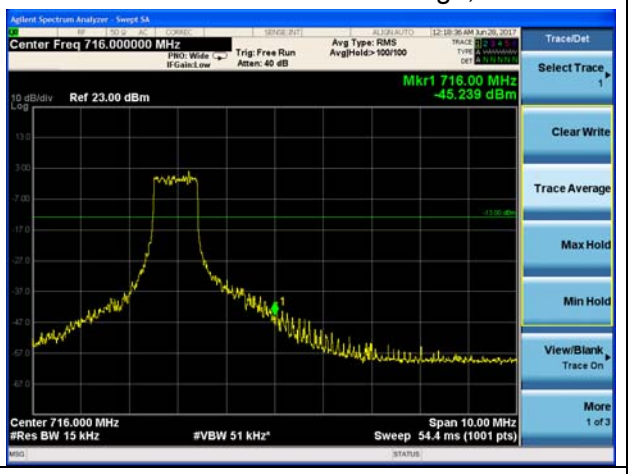


LTE Band 12 QPSK 5MHz CH-Low, 1 RB

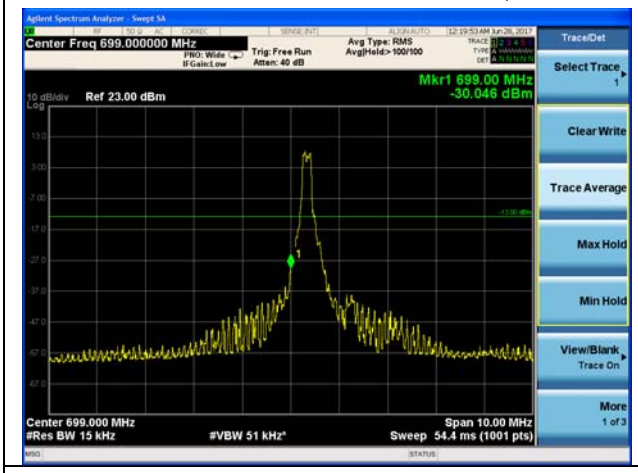


LTE Band 12 QPSK 5MHz CH-High, 1 RB

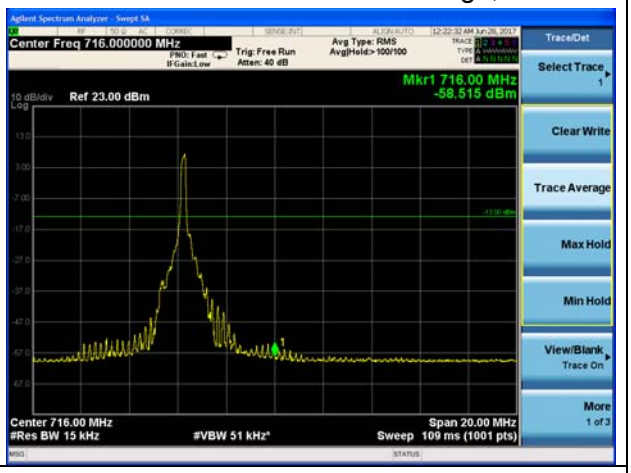


LTE Band 12 QPSK 5MHz CH-Low, 100%RB

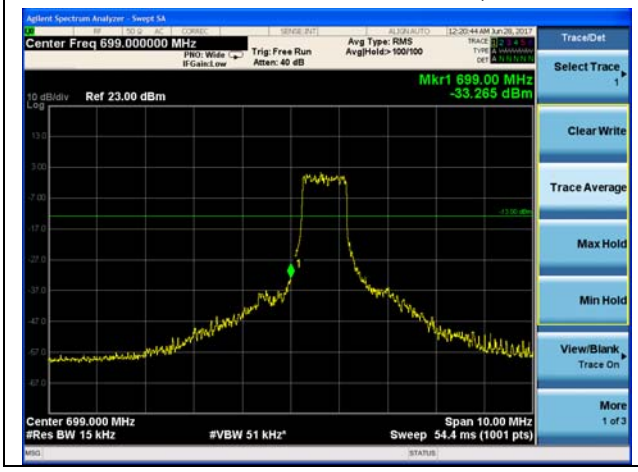


LTE Band 12 QPSK 5MHz CH-High, 100%RB

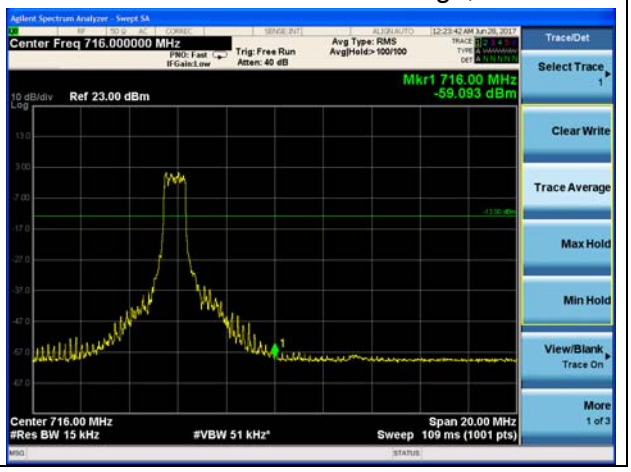



*This report shall not be reproduced except in full, without the written approval of TA Technology (Shanghai) Co., Ltd.*

LTE Band 12 QPSK 10MHz CH-Low, 1 RB

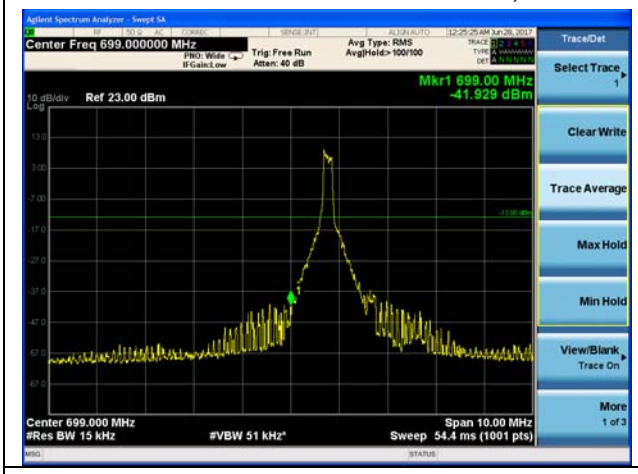


LTE Band 12 QPSK 10MHz CH-High, 1 RB

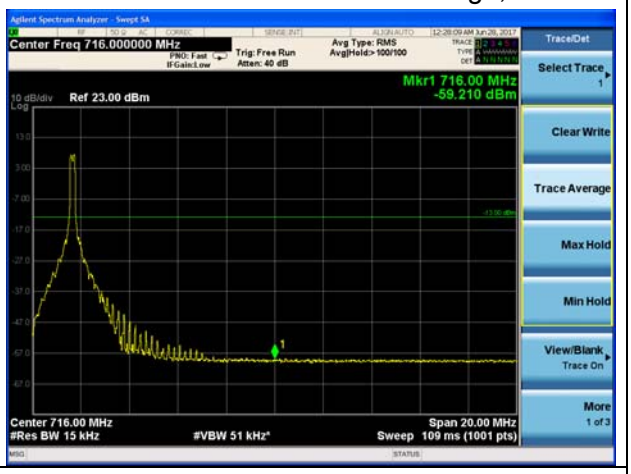


LTE Band 12 QPSK 10MHz CH-Low, 100%RB

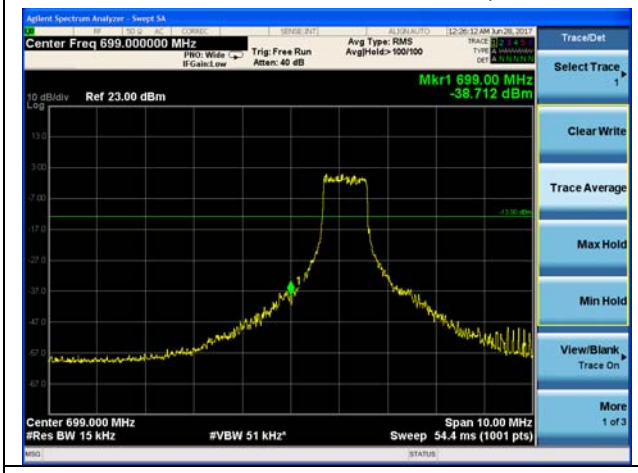


LTE Band 12 QPSK 10MHz CH-High, 100%RB

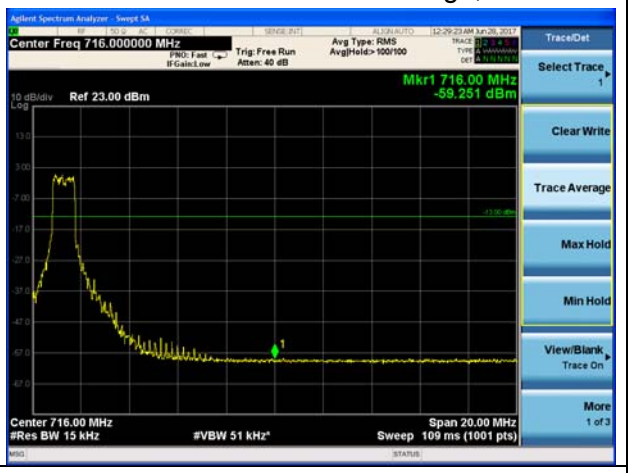


LTE Band 12 16QAM 1.4MHz CH-Low, 1 RB

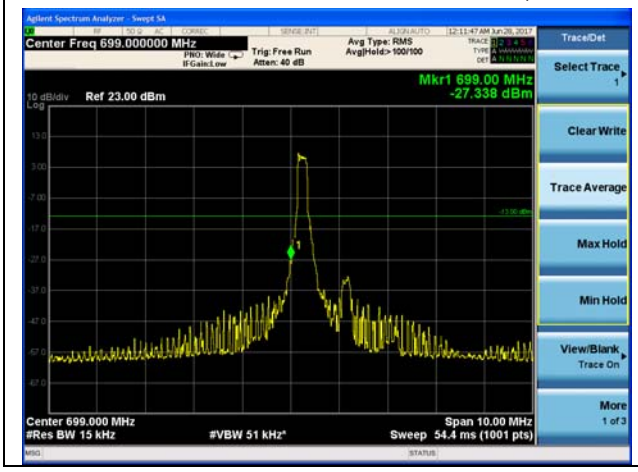


LTE Band 12 16QAM 1.4MHz CH-High, 1 RB

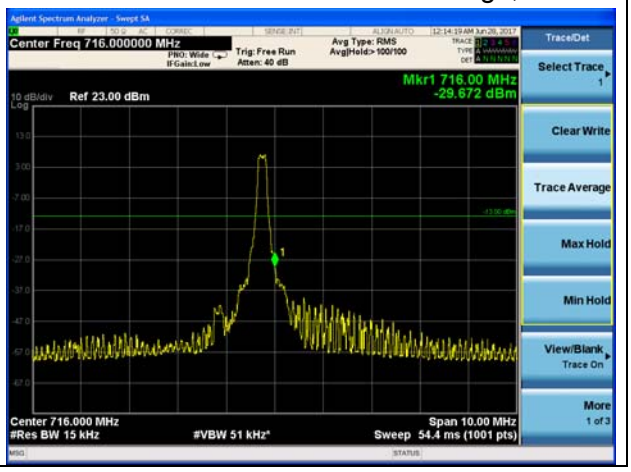



*This report shall not be reproduced except in full, without the written approval of TA Technology (Shanghai) Co., Ltd.*

LTE Band 12 16QAM 1.4MHz CH-Low, 100%RB

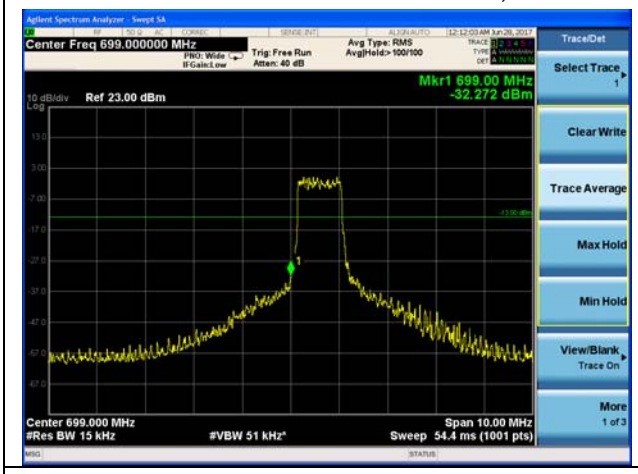


LTE Band 12 16QAM 1.4MHz CH-High, 100%RB

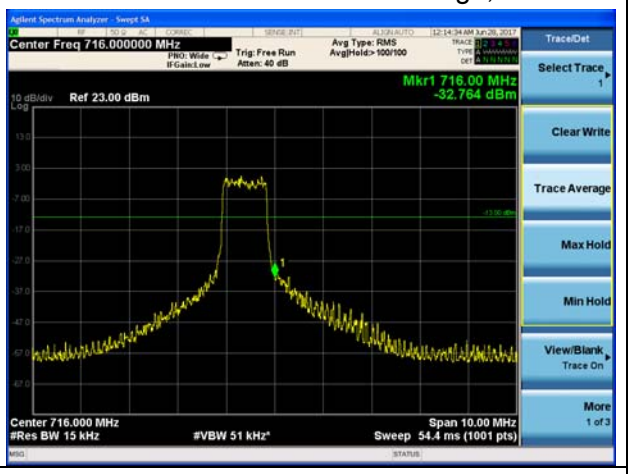


LTE Band 12 16QAM 3MHz CH-Low, 1 RB

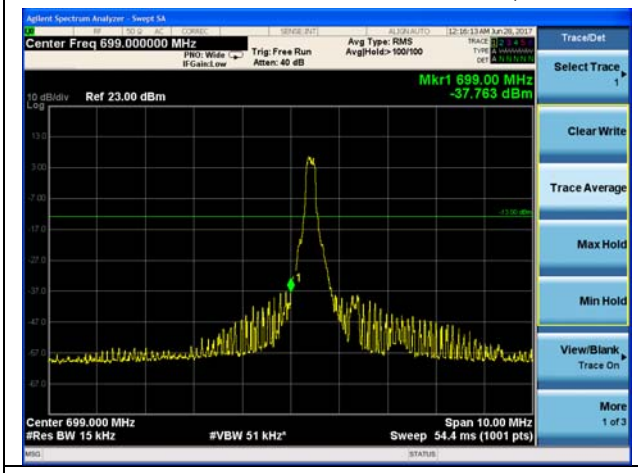


LTE Band 12 16QAM 3MHz CH-High, 1 RB

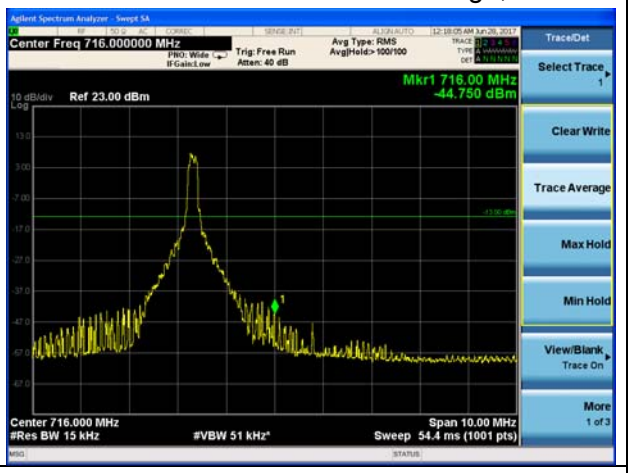


LTE Band 12 16QAM 3MHz CH-Low, 100%RB

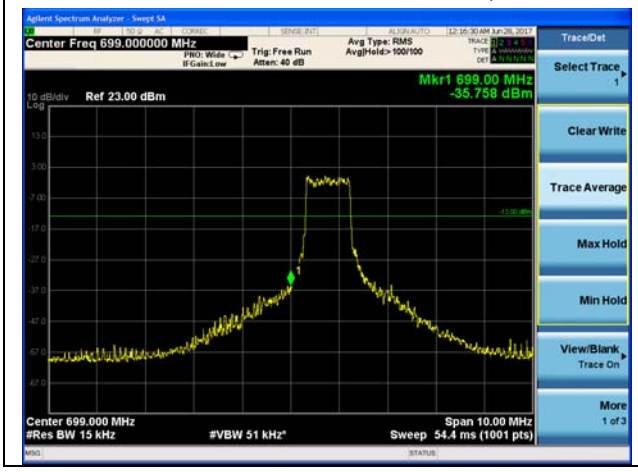


LTE Band 12 16QAM 3MHz CH-High, 100%RB

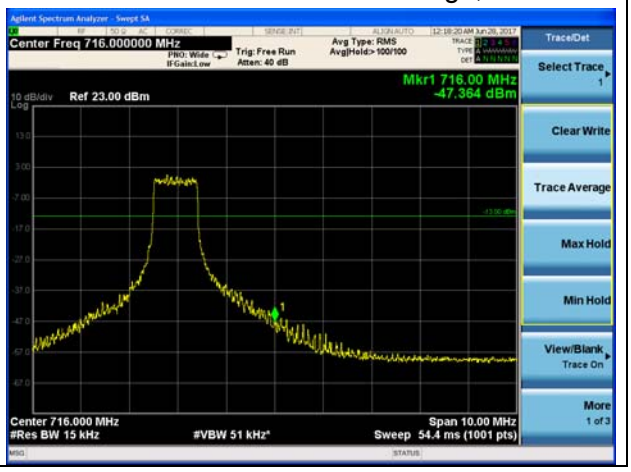



*This report shall not be reproduced except in full, without the written approval of TA Technology (Shanghai) Co., Ltd.*

LTE Band 12 16QAM 5MHz CH-Low, 1 RB

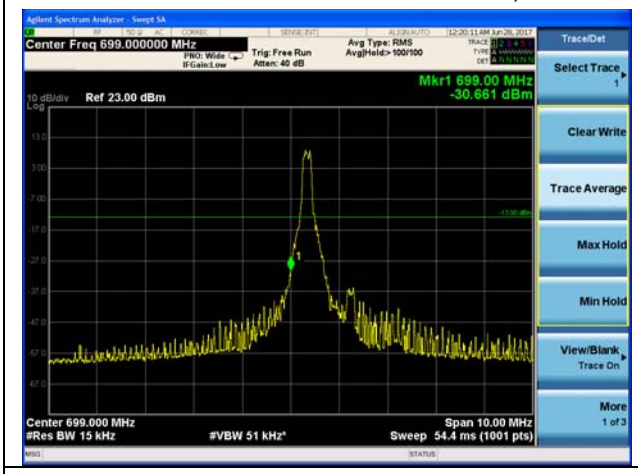


LTE Band 12 16QAM 5MHz CH-High, 1 RB

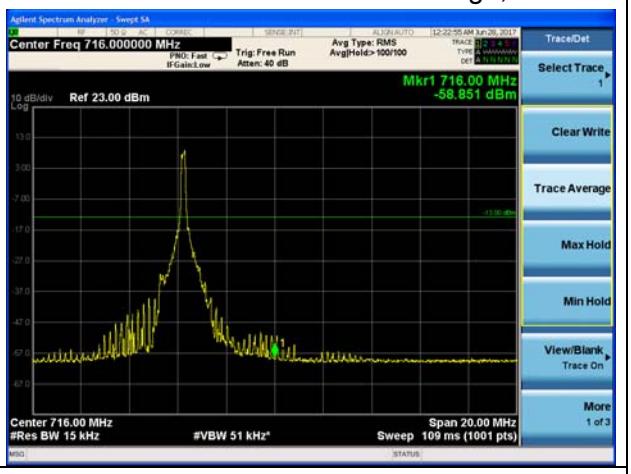


LTE Band 12 16QAM 5MHz CH-Low, 100%RB

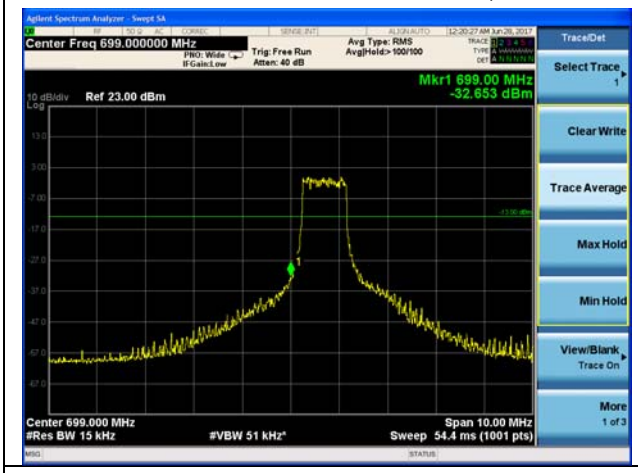


LTE Band 12 16QAM 5MHz CH-High, 100%RB

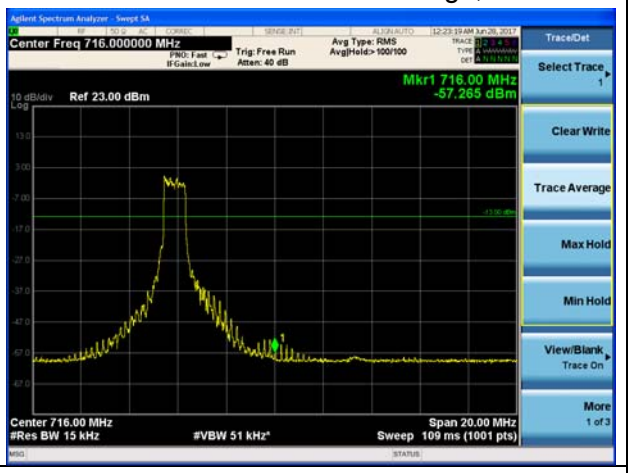


LTE Band 12 16QAM 10MHz CH-Low, 1 RB

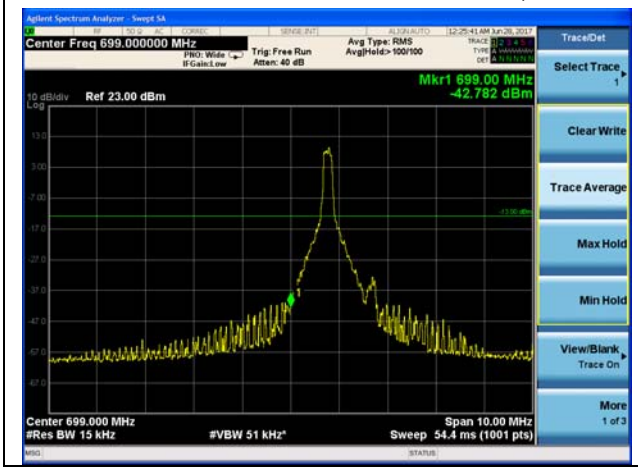


LTE Band 12 16QAM 10MHz CH-High, 1 RB

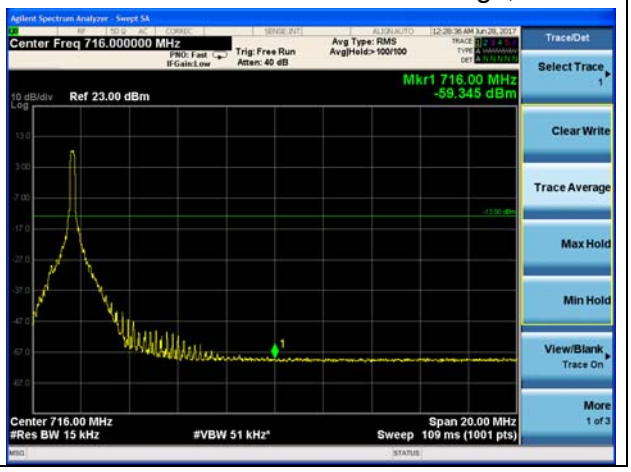



*This report shall not be reproduced except in full, without the written approval of TA Technology (Shanghai) Co., Ltd.*

LTE Band 12 16QAM 10MHz CH-Low, 100%RB

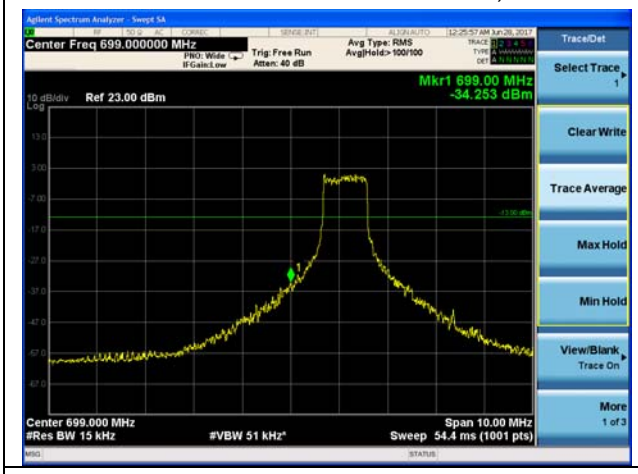


LTE Band 12 16QAM 10MHz CH-High, 100%RB

LTE Band 13 QPSK 5MHz CH-Low, 1 RB

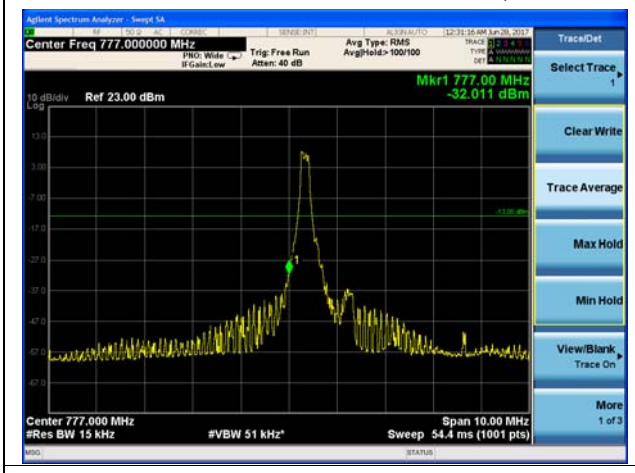


LTE Band 13 QPSK 5MHz CH-High, 1 RB

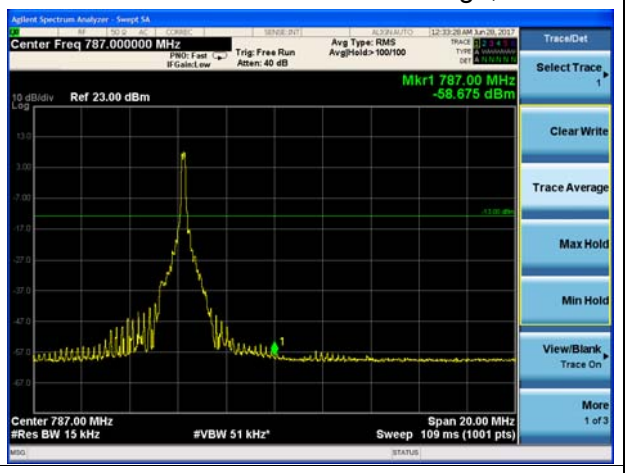


LTE Band 13 QPSK 5MHz CH-Low, 100%RB

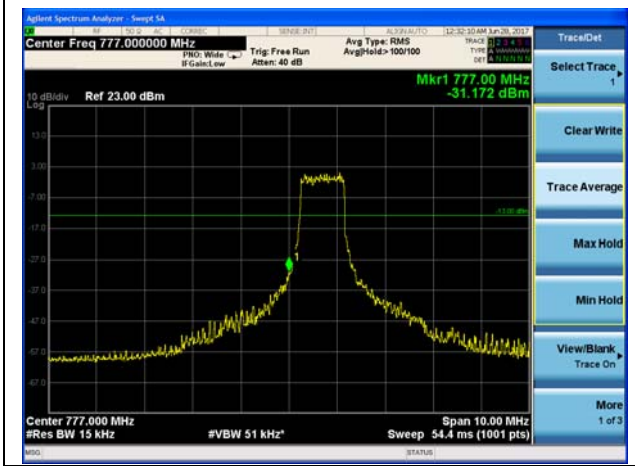


LTE Band 13 QPSK 5MHz CH-High, 100%RB

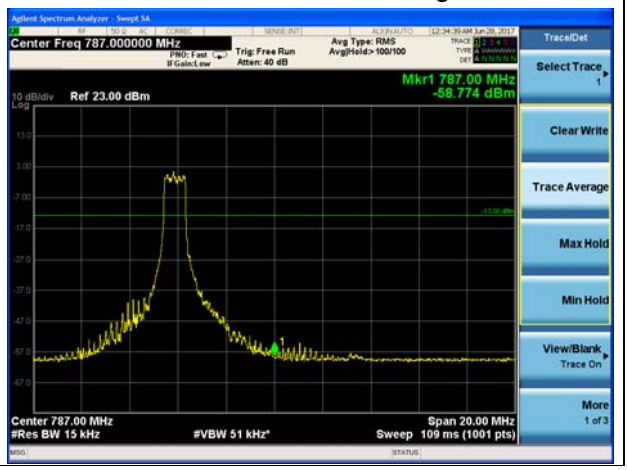



*This report shall not be reproduced except in full, without the written approval of TA Technology (Shanghai) Co., Ltd.*

LTE Band 13 QPSK 10MHz CH- L/H, 1 RB

LTE Band 13 QPSK 10MHz CH- L/H, 100%RB

LTE Band 13 16QAM 5MHz CH-Low, 1 RB

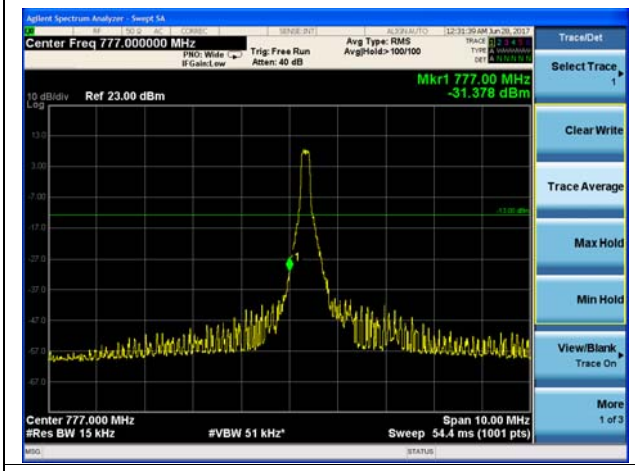


LTE Band 13 16QAM 5MHz CH-High, 1 RB

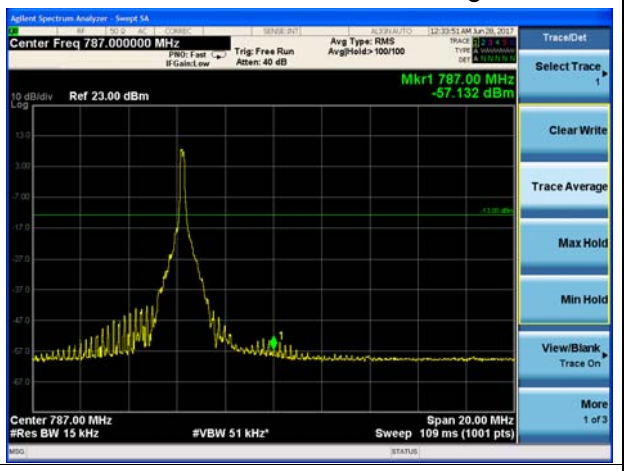


LTE Band 13 16QAM 5MHz CH-Low, 100%RB

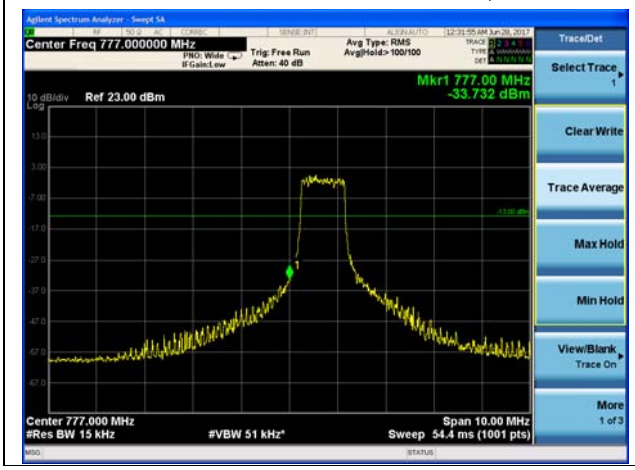


LTE Band 13 16QAM 5MHz CH-High, 100%RB

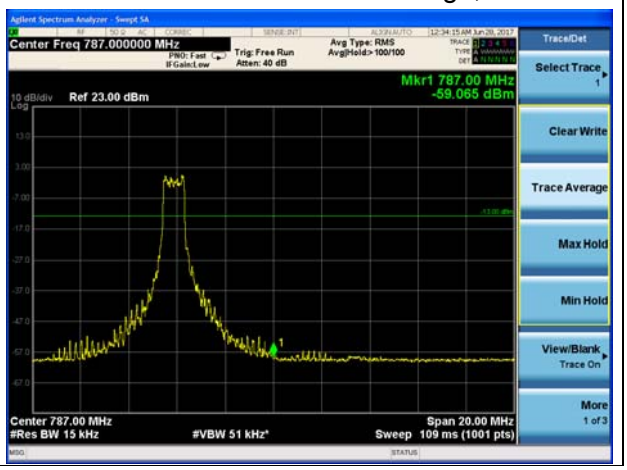



*This report shall not be reproduced except in full, without the written approval of TA Technology (Shanghai) Co., Ltd.*

| LTE Band 13 16QAM 10MHz CH- L/H, 1 RB | LTE Band 13 16QAM 10MHz CH- L/H, 100%RB |
|---|---|
| 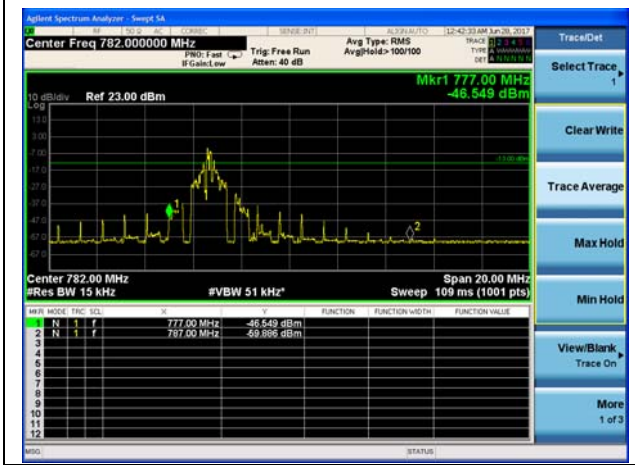 | |






*This report shall not be reproduced except in full, without the written approval of TA Technology (Shanghai) Co., Ltd.*

## 4.5 Peak-to-Average Power Ratio (PAPR)

### Ambient condition

| Temperature | Relative humidity | Pressure |
|---|---|---|
| 23°C ~25°C | 45%~50% | 101.5kPa |

### Methods of Measurement

Measure the total peak power and record as PPk. And measure the total average power and record as PAvg. Both the peak and average power levels must be expressed in the same logarithmic units (*e.g.*, dBm). Determine the PAPR from:
PAPR (dB) = PPk (dBm) - PAvg (dBm).

### Test Setup

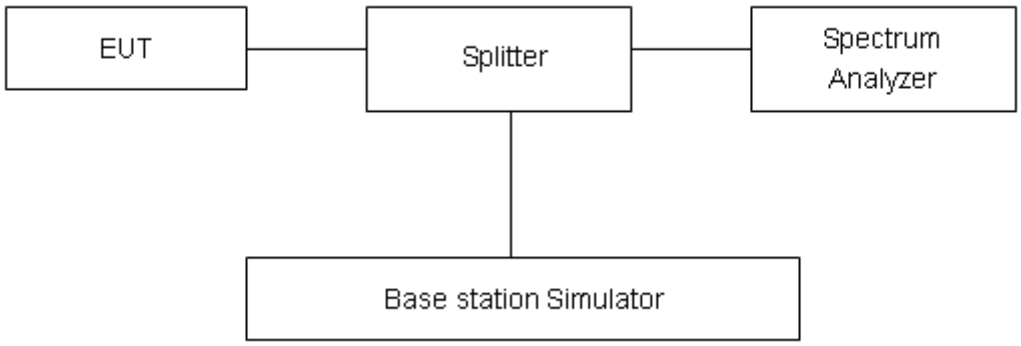


### Limits

Rule Part 27.50(d)(5) Equipment employed must be authorized in accordance with the provisions of 24.51. Power measurements for transmissions by stations authorized under this section may be made either in accordance with a Commission-approved average power technique or in compliance with paragraph (d)(6) of this section. In measuring transmissions in this band using an average power technique, the peak-to-average ratio (PAR) of the transmission may not exceed 13 dB.

### Measurement Uncertainty

The assessed measurement uncertainty to ensure 95% confidence level for thenormal distribution is with the coverage factor k = 2, U= 0.4 dB.

### Test Results


*This report shall not be reproduced except in full, without the written approval of TA Technology (Shanghai) Co., Ltd.*

| LTE Band 4 | | | | | | | | |
|---|---|---|---|---|---|---|---|---|
| Modulation | Bandwidth (MHz) | Channel | Frequency (MHz) | Peak (dBm) | Avg (dBm) | PAPR (dB) | Limit (dB) | Conclusion |
| QPSK | 1.4 | 19957 | 1710.7 | 31.96 | 22.13 | 9.83 | ≤13 | PASS |
| | | 20175 | 1732.5 | 33.37 | 22.09 | 11.28 | ≤13 | PASS |
| | | 20393 | 1754.3 | 33.44 | 22.23 | 11.21 | ≤13 | PASS |
| | 3 | 19965 | 1711.5 | 31.88 | 22.16 | 9.72 | ≤13 | PASS |
| | | 20175 | 1732.5 | 33.56 | 22.13 | 11.43 | ≤13 | PASS |
| | | 20385 | 1753.5 | 32.09 | 22.26 | 9.83 | ≤13 | PASS |
| | 5 | 19975 | 1712.5 | 31.94 | 22.14 | 9.80 | ≤13 | PASS |
| | | 20175 | 1732.5 | 32.06 | 22.12 | 9.94 | ≤13 | PASS |
| | | 20375 | 1752.5 | 31.86 | 22.24 | 9.62 | ≤13 | PASS |
| | 10 | 20000 | 1715 | 31.79 | 22.22 | 9.57 | ≤13 | PASS |
| | | 20175 | 1732.5 | 31.69 | 22.14 | 9.55 | ≤13 | PASS |
| | | 20350 | 1750 | 31.89 | 22.28 | 9.61 | ≤13 | PASS |
| | 15 | 20025 | 1717.5 | 30.24 | 22.20 | 8.04 | ≤13 | PASS |
| | | 20175 | 1732.5 | 30.77 | 22.10 | 8.67 | ≤13 | PASS |
| | | 20325 | 1747.5 | 30.54 | 22.23 | 8.31 | ≤13 | PASS |
| | 20 | 20050 | 1720 | 30.75 | 22.17 | 8.58 | ≤13 | PASS |
| | | 20175 | 1732.5 | 30.92 | 22.05 | 8.87 | ≤13 | PASS |
| | | 20300 | 1745 | 31.12 | 22.19 | 8.93 | ≤13 | PASS |
| 16QAM | 1.4 | 19957 | 1710.7 | 32.53 | 22.06 | 10.47 | ≤13 | PASS |
| | | 20175 | 1732.5 | 34.13 | 22.03 | 12.10 | ≤13 | PASS |
| | | 20393 | 1754.3 | 34.20 | 22.21 | 11.99 | ≤13 | PASS |
| | 3 | 19965 | 1711.5 | 32.51 | 22.09 | 10.42 | ≤13 | PASS |
| | | 20175 | 1732.5 | 33.94 | 22.07 | 11.87 | ≤13 | PASS |
| | | 20385 | 1753.5 | 32.81 | 22.24 | 10.57 | ≤13 | PASS |
| | 5 | 19975 | 1712.5 | 32.31 | 22.07 | 10.24 | ≤13 | PASS |
| | | 20175 | 1732.5 | 32.62 | 22.03 | 10.59 | ≤13 | PASS |
| | | 20375 | 1752.5 | 32.71 | 22.19 | 10.52 | ≤13 | PASS |
| | 10 | 20000 | 1715 | 31.15 | 22.10 | 9.05 | ≤13 | PASS |
| | | 20175 | 1732.5 | 32.14 | 22.08 | 10.06 | ≤13 | PASS |
| | | 20350 | 1750 | 31.87 | 22.23 | 9.64 | ≤13 | PASS |
| | 15 | 20025 | 1717.5 | 30.96 | 22.07 | 8.89 | ≤13 | PASS |
| | | 20175 | 1732.5 | 30.68 | 22.03 | 8.65 | ≤13 | PASS |
| | | 20325 | 1747.5 | 31.66 | 22.19 | 9.47 | ≤13 | PASS |
| | 20 | 20050 | 1720 | 30.59 | 22.05 | 8.54 | ≤13 | PASS |
| | | 20175 | 1732.5 | 31.17 | 21.99 | 9.18 | ≤13 | PASS |
| | | 20300 | 1745 | 30.98 | 22.16 | 8.82 | ≤13 | PASS |


*This report shall not be reproduced except in full, without the written approval of TA Technology (Shanghai) Co., Ltd.*

| LTE Band 12 | | | | | | | | |
|---|---|---|---|---|---|---|---|---|
| Modulation | Bandwidth (MHz) | Channel | Frequency (MHz) | Peak (dBm) | Avg (dBm) | PAPR (dB) | Limit (dB) | Conclusion |
| QPSK | 1.4 | 23017 | 699.7 | 32.45 | 22.48 | 9.97 | ≤13 | PASS |
| | | 23095 | 707.5 | 32.63 | 22.66 | 9.97 | ≤13 | PASS |
| | | 23173 | 715.3 | 32.75 | 22.64 | 10.11 | ≤13 | PASS |
| | 3 | 23025 | 700.5 | 32.77 | 22.56 | 10.21 | ≤13 | PASS |
| | | 23095 | 707.5 | 32.56 | 22.68 | 9.88 | ≤13 | PASS |
| | | 23165 | 714.5 | 34.26 | 22.68 | 11.58 | ≤13 | PASS |
| | 5 | 23035 | 701.5 | 32.64 | 22.54 | 10.10 | ≤13 | PASS |
| | | 23095 | 707.5 | 32.27 | 22.64 | 9.63 | ≤13 | PASS |
| | | 23155 | 713.5 | 32.24 | 22.63 | 9.61 | ≤13 | PASS |
| | 10 | 23060 | 704 | 31.83 | 22.51 | 9.32 | ≤13 | PASS |
| | | 23095 | 707.5 | 31.88 | 22.59 | 9.29 | ≤13 | PASS |
| | | 23130 | 711 | 31.69 | 22.59 | 9.10 | ≤13 | PASS |
| 16QAM | 1.4 | 23017 | 699.7 | 33.33 | 22.71 | 10.62 | ≤13 | PASS |
| | | 23095 | 707.5 | 34.21 | 22.90 | 11.31 | ≤13 | PASS |
| | | 23173 | 715.3 | 33.52 | 22.79 | 10.73 | ≤13 | PASS |
| | 3 | 23025 | 700.5 | 33.37 | 22.74 | 10.63 | ≤13 | PASS |
| | | 23095 | 707.5 | 33.51 | 22.95 | 10.56 | ≤13 | PASS |
| | | 23165 | 714.5 | 34.84 | 22.83 | 12.01 | ≤13 | PASS |
| | 5 | 23035 | 701.5 | 32.95 | 22.71 | 10.24 | ≤13 | PASS |
| | | 23095 | 707.5 | 33.75 | 22.90 | 10.85 | ≤13 | PASS |
| | | 23155 | 713.5 | 33.08 | 22.79 | 10.29 | ≤13 | PASS |
| | 10 | 23060 | 704 | 32.98 | 22.69 | 10.29 | ≤13 | PASS |
| | | 23095 | 707.5 | 32.03 | 22.86 | 9.17 | ≤13 | PASS |
| | | 23130 | 711 | 32.54 | 22.76 | 9.78 | ≤13 | PASS |

| LTE Band 13 | | | | | | | | |
|---|---|---|---|---|---|---|---|---|
| Modulation | Bandwidth (MHz) | Channel | Frequency (MHz) | Peak (dBm) | Avg (dBm) | PAPR (dB) | Limit (dB) | Conclusion |
| QPSK | 5 | 23205 | 779.5 | 32.47 | 22.80 | 9.67 | ≤13 | PASS |
| | | 23230 | 782 | 32.64 | 22.68 | 9.96 | ≤13 | PASS |
| | | 23255 | 784.5 | 33.47 | 22.67 | 10.80 | ≤13 | PASS |
| | 10 | 23230 | 782 | 32.46 | 22.77 | 9.69 | ≤13 | PASS |
| 16QAM | 5 | 23205 | 779.5 | 31.94 | 21.84 | 10.10 | ≤13 | PASS |
| | | 23230 | 782 | 32.23 | 22.19 | 10.04 | ≤13 | PASS |
| | | 23255 | 784.5 | 32.85 | 21.93 | 10.92 | ≤13 | PASS |
| | 10 | 23230 | 782 | 32.68 | 22.95 | 9.73 | ≤13 | PASS |


*This report shall not be reproduced except in full, without the written approval of TA Technology (Shanghai) Co., Ltd.*

## 4.6 Frequency Stability

### Ambient condition

| Temperature | Relative humidity | Pressure |
|---|---|---|
| 23°C ~25°C | 45%~50% | 101.5kPa |

### Method of Measurement

1. Frequency Stability (Temperature Variation)
   The temperature inside the climate chamber is varied from -40°C to +85°C in 10°C step size.
   (1)With all power removed, the temperature was decreased to -10°C and permitted to stabilize for three hours.
   (2)Measure the carrier frequency with the test equipment in a “call mode”. These measurements should be made within 1 minute of powering up the mobile station, to prevent significant self warming.
   (3) Repeat the above measurements at 10°C increments from -40°C to +85°C. Allow at least 1.5 hours at each temperature, un-powered, before making measurements.
2. Frequency Stability (Voltage Variation)
   The frequency stability shall be measured with variation of primary supply voltage as follows:
   (1) Vary primary supply voltage from 85 to 115 percent of the nominal value for other than hand carried battery equipment.
   (2) For hand carried, battery powered equipment, reduce primary supply voltage to the battery-operating end point which shall be specified by the manufacturer.
   This transceiver is specified to operate with an input voltage of between 3.3 V and 4.3 V, with a nominal voltage of 3.8V.

### Test setup

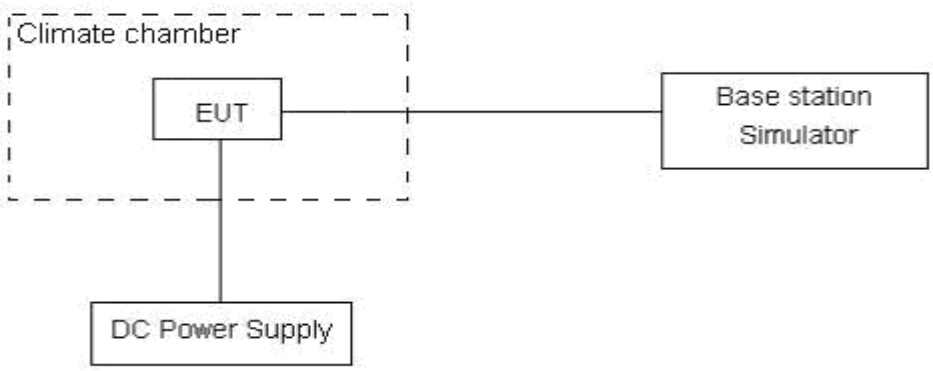


### Limits

No specific frequency stability requirements in part 27.54

### Measurement Uncertainty

The assessed measurement uncertainty to ensure 99.75％ confidence level for the normal distribution is with the coverage factor $k$ = 3,$U$=0.01ppm.


*This report shall not be reproduced except in full, without the written approval of TA Technology (Shanghai) Co., Ltd.*