STARVR®

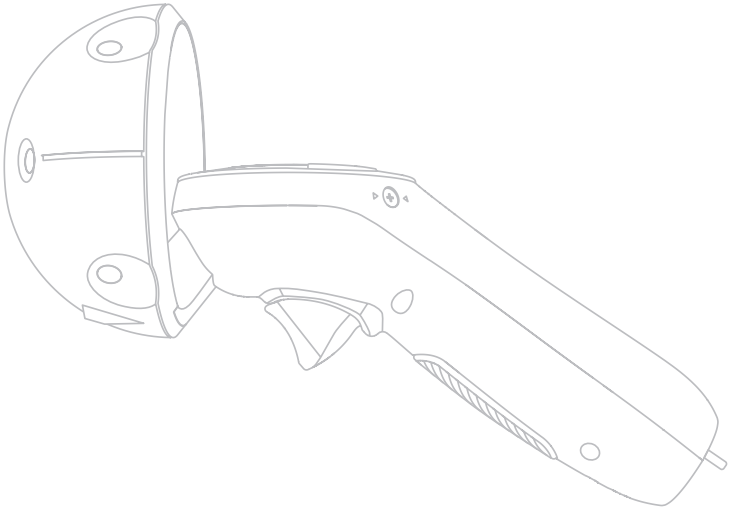

CONTROLLER QUICK GUIDE

GUIDE RAPIDE DU CONTRÔLEUR / GUIDA RAPIDA DEL CONTROLLER
CONTROLLER KURZANLEITUNG / GUÍA RÁPIDA DEL CONTROLADOR
コントローラー クイック ガイド / 컨트롤러 빠른 시작 설명서
動作控制器快速指南 / 控制器快速指南

WHAT’S IN THE BOX?

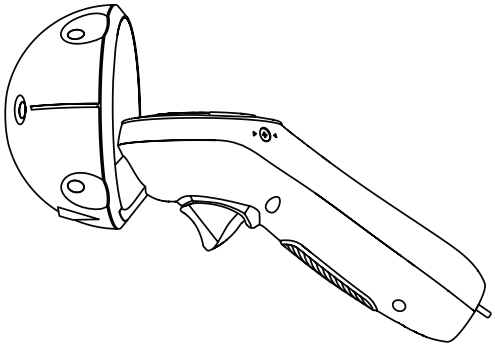

Controller

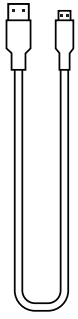

1 x 1M USB to Micro USB Type-A Cable

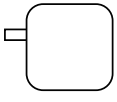

Power Adapter
(PA-1100-25 or ADP-10HW A)

1 x Strap Holder

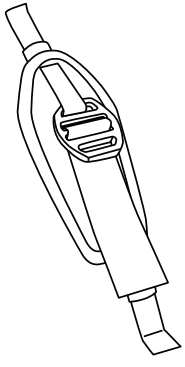

Hand Strap

EN

CHARGING THE CONTROLLER

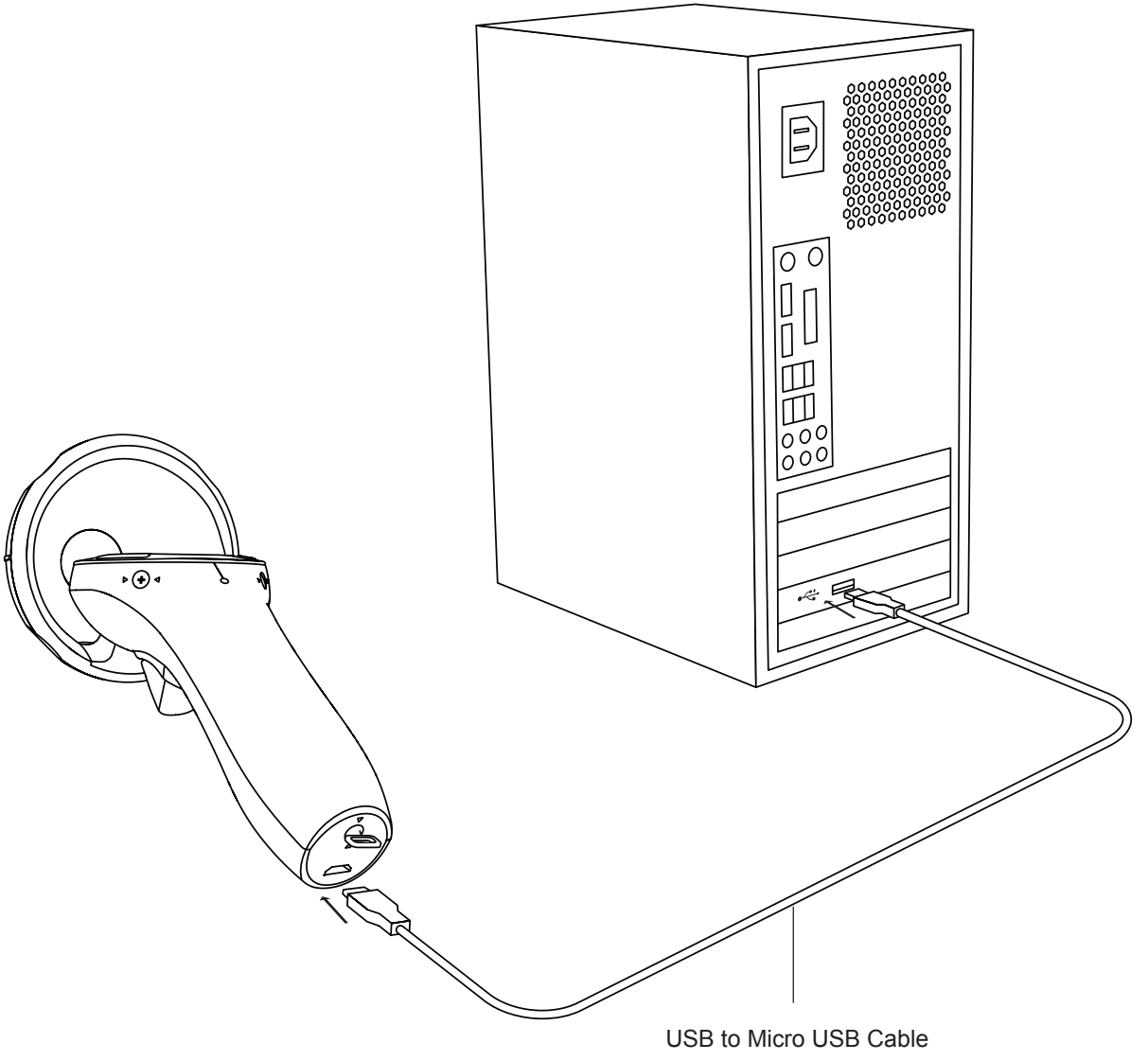

ATTACHING THE STRAP HOLDER

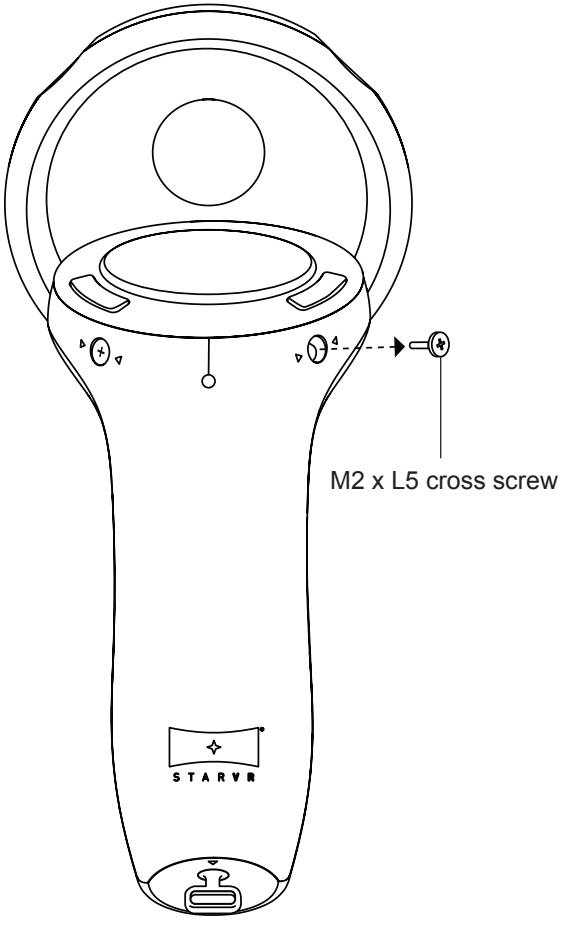

1. Unscrew top screw
(the left screw for lefty)

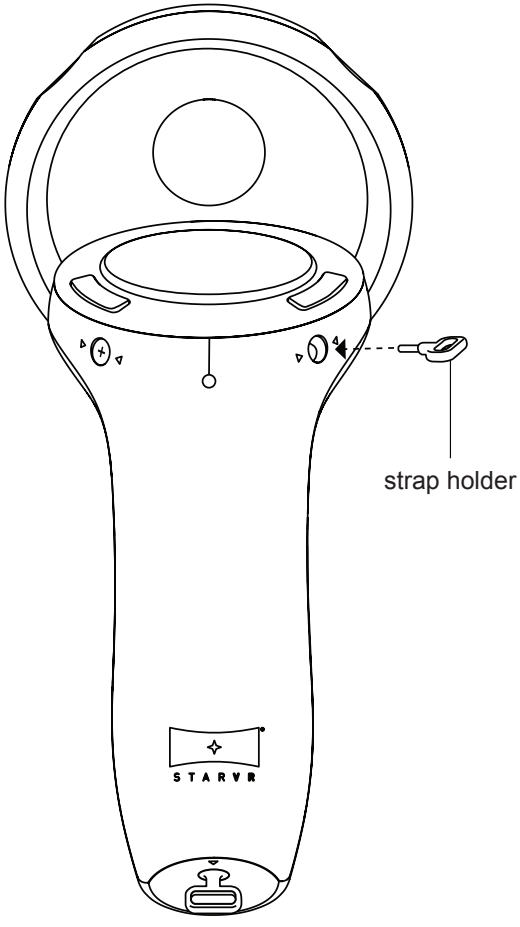

2. screw strap holder in
(the left hole for lefty)

EN

ATTACHING THE HAND STRAP

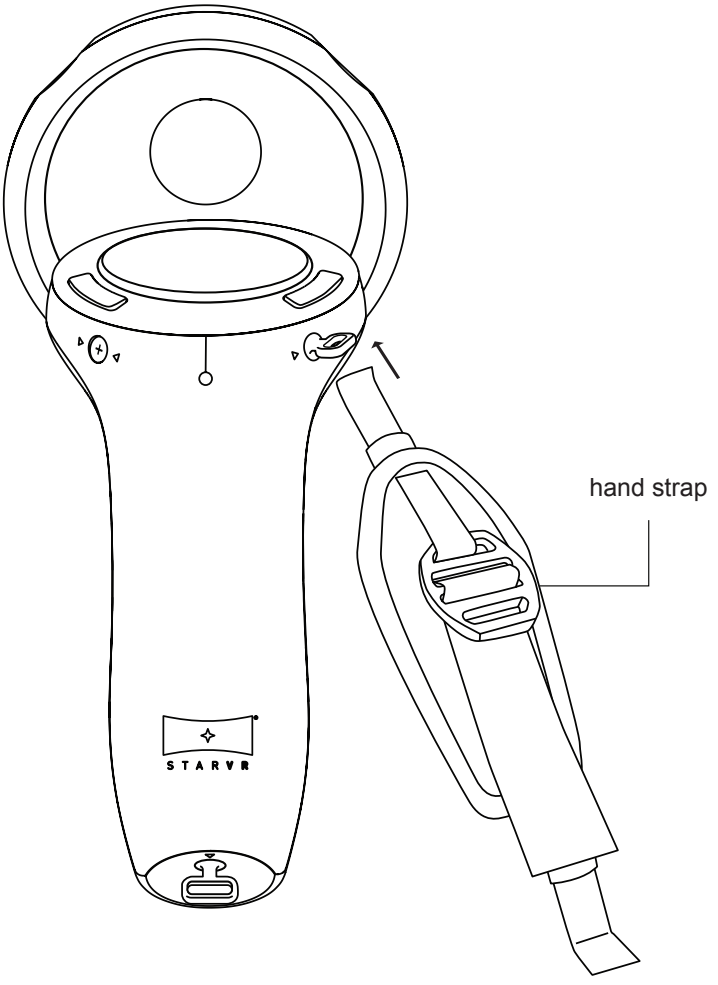

1

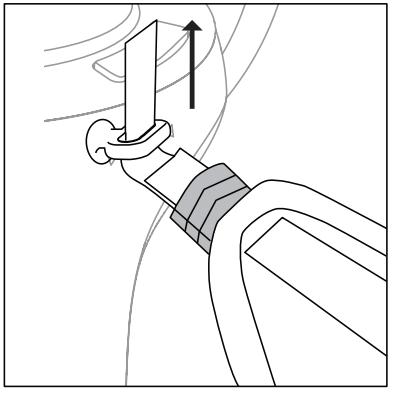

2

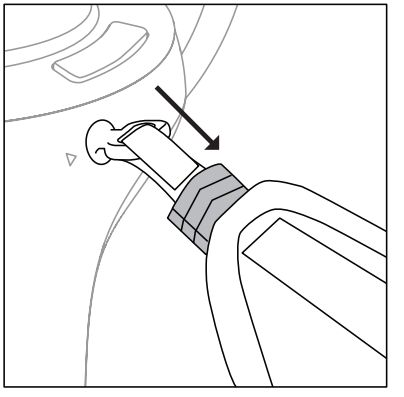

3

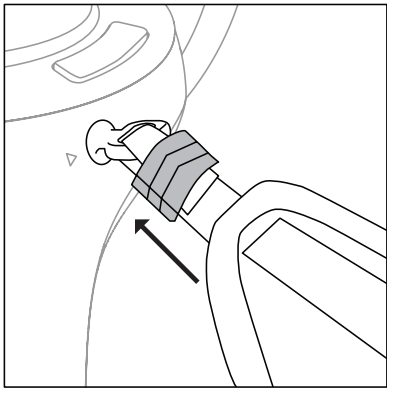

3. Insert the strap into the top holder and follow the steps 1, 2, 3 to secure the strap.

ATTACHING THE HAND STRAP

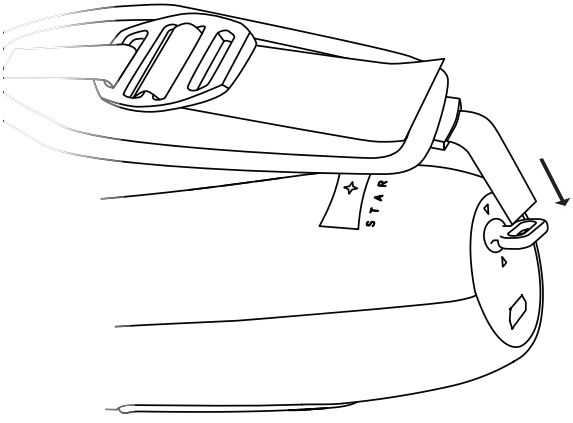

1

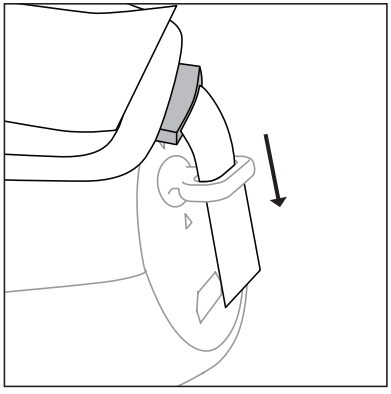

2

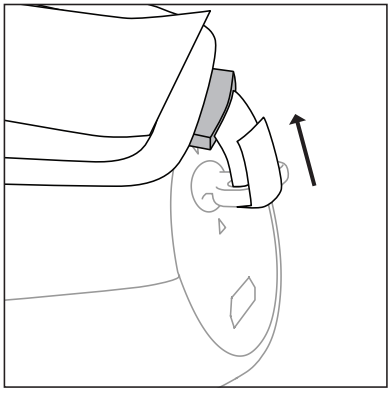

3

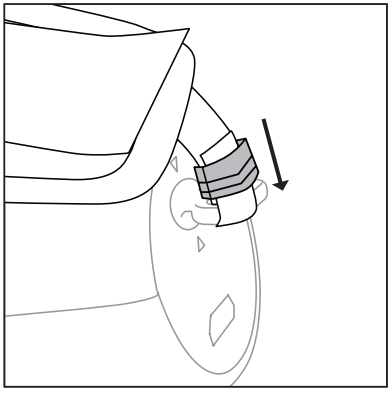

4. Insert the strap into the bottom holder and follow the steps 1, 2, 3 to secure the strap.

Radio Frequency Interference

Warning

For safety reasons, turn off all wireless or radio transmitting devices when using your laptop under the following conditions. These devices may include, but are not limited to: wireless LAN (WLAN), Bluetooth and/or cellular.

The wireless adapter, like other radio devices, emits radio frequency electromagnetic energy. The level of energy emitted by the wireless adapter, however, is less than the electromagnetic energy emitted by other wireless devices such as mobile phones. The wireless adapter operates within the guidelines found in radio frequency safety standards and recommendations. These standards and recommendations reflect the consensus of the scientific community and result from deliberations of panels and committees of scientists who continually review and interpret the extensive research literature.

In some situations or environments, the use of the wireless adapter may be restricted by the proprietor of the building or responsible representatives of the applicable organization. Examples of such situations may include:

• Using the wireless adapter on board airplanes, or

• Using the wireless adapter in any other environment where the risk of interference with other devices or services is perceived or identified as being harmful.

If you are uncertain of the policy that applies to the use of wireless adapters in a specific organization or environment (an airport, for example), you are encouraged to ask for authorization to use the adapter before you turn it on.

USA — Federal Communications Commission (FCC)

The radiated output power of the adapter is far below the FCC radio frequency exposure limits. Nevertheless, the adapter should be used in such a manner that the potential for human contact during normal operation is minimized. To avoid the possibility of exceeding the FCC radio frequency exposure limits, you should keep a distance of at least 20 cm between you (or any other person in the vicinity), or the minimum separation distance as specified by the FCC grant conditions, and the antenna that is built into the computer. Details of the authorized configurations can be found at www.fcc.gov/oet/ea/ by entering the FCC ID number on the device.

USA — FCC and FAA

The FCC with its action in ET Docket 96-8 has adopted a safety standard for human exposure to radio frequency (RF) electromagnetic energy emitted by FCC certified equipment. The wireless adapter meets the Human Exposure limits found in OET Bulletin 65, supplement C, 2001, and ANSI/IEEE C95.1, 1992. Proper operation of this radio according to the instructions found in this manual will result in exposure substantially below the FCC's recommended limits.

- The following safety precautions should be observed:
  Do not touch or move antenna while the unit is transmitting or receiving.
- Do not hold any component containing the radio such that the antenna is very close or touching any exposed parts of the body, especially the face or eyes, while transmitting.
- Do not operate the radio or attempt to transmit data unless the antenna is connected; this behavior may cause damage to the radio.
- The use of wireless adapters in hazardous locations is limited by the constraints posed by the safety directors of such environments.
- The use of wireless adapters on airplanes is governed by the Federal Aviation Administration (FAA).
- The use of wireless adapters in hospitals is restricted to the limits set forth by each hospital.

FCC radio frequency interference requirements

This device complies with Part 15 of the FCC Rules. Operation of the device is subject to the following two conditions:

• This device may not cause harmful interference.

• This device must accept any interference that may cause undesired operation.

15.21
You are cautioned that changes or modifications not expressly approved by the part responsible for compliance could void the user's authority to operate the equipment.

Interference statement
This wireless adapter has been tested and found to comply with the limits for a Class B digital device, pursuant to Part 15 of the FCC Rules. These limits are designed to provide reasonable protection against harmful interference in a residential installation. This wireless adapter generates, uses, and can radiate radio frequency energy. If the wireless adapter is not installed and used in accordance with the instructions, the wireless adapter may cause harmful interference to radio communications. There is no guarantee, however, that such interference will not occur in a particular installation. If this wireless adapter does cause harmful interference to radio or television reception (which can be determined by turning the equipment off and on), the user is encouraged to try to correct the interference by taking one or more of the following measures:

- Reorient or relocate the receiving antenna of the equipment experiencing the interference.
- Increase the distance between the wireless adapter and the equipment experiencing the interference.
- Connect the computer with the wireless adapter to an outlet on a circuit different from that to which the equipment experiencing the interference is connected.
- Consult the dealer or an experienced radio/TV technician for help.

RF exposure – SAR Information
FCC RF Radiation Exposure Statement:

1. This Transmitter must not be co-located or operating in conjunction with any other antenna or transmitter.
2. For body worn operation, this device has been tested and meets FCC RF exposure guidelines. When used with an accessory that contains metal may not ensure compliance with FCC RF exposure guidelines.

Canada — Industry Canada (IC)
This device complies with Industry Canada's licence-exempt RSSs. Operation is subject to th following two conditions:
(1) This device may not cause interference; and (2) This device must accept any interference, including interference that may cause undesired operation of the device.

CAN ICES-3(B)/NMB-3(B)
Le présent appareil est conforme aux CNR d'Industrie Canada applicables aux appareils radio exempts de licence. L'exploitation est autorisée aux deux conditions suivantes : (1) l'appareil ne doit pas produire de brouillage,et (2) l'utilisateur de l'appareil doit accepter tout brouillage radioélectrique subi, même si le brouillage est susceptible d'en compromettre le fonctionnement.
CAN ICES-3(B)/NMB-3(B)
Under Industry Canada regulations, this radio transmitter may only operate using an antenna of a type and maximum (or lesser) gain approved for the transmitter by Industry Canada. To reduce potential radio interference to other users, the antenna type and its gain should be so chosen that the equivalent isotropically radiated power (e.i.r.p.) is not more than that necessary for successful communication.
Conformément à la réglementation d'Industrie Canada, le présent émetteur radio peut fonctionner avec une antenne d'un type et d'un gain maximal (ou inférieur) approuvé pour l'émetteur par Industrie Canada. Dans le but de réduire les risques de brouillage radioélectrique à l'intention des autres utilisateurs, il faut choisir le type d'antenne et son gain de sorte que la puissance isotrope rayonnée équivalente (p.i.r.e.) ne dépasse pas l'intensité nécessaire à l'établissement d'une communication satisfaisante.

EN

IC RF Radiation Exposure Statement:
For body worn operation, this phone has been tested and meets RF exposure guidelines when used with an accessory that contains no metal. Use of other accessories may not ensure compliance with RF exposure guideliness.
Déclaration de l'exposition aux radiations RF:
Pour le fonctionnement du corps, ce téléphone a été testé et répond aux directives d'exposition RF lorsqu'il est utilisé avec un accessoire qui ne contient pas de métal. Utilisation d'autres accessoires peut ne pas assurer le respect des directives d'exposition RF.

Temperature:
- Operating : 5°C to 40°C
- Storage: 20°C to 60°C
Humidity (Non-Condensing):
- Operating : 20% to 80%
- Storage: 20% to 60 %

STARVR SUPPORT
USA: Service.pa@starvr.com
EUROPE: Service.emea@starvr.com
CHINA: Service.cn@starvr.com
TAIWAN: Service.tw@starvr.com

STARVR WEBSITE
VISIT US: https://www.starvr.com/
FOR DEVELOPERS: https://www.starvr-developer.com/

COPYRIGHT & TRADEMARKS
© 2017 STARVR Corporation. All rights reserved.
Version 1.0 issued on November of 2017.
The STARVR™ Logo is a registered trademark or trademark of Starbreeze VR AB.
All use is duly authorized through license.

TM

STARVR

DECLARATION OF CONFORMITY

STARVR CORPORATION
25F, 88, Sec. 1, Xintai 5th Rd. Xizhi,
New Taipei City, Taiwan

We,

STARVR CORPORATION
25F, 88, Sec. 1, Xintai 5th Rd. Xizhi, New Taipei City, Taiwan
Contact Person: Mr. Eric Lin, E-mail: Eric.Lin@starvr.com

And,

Acer Italy s.r.l.
Via Lepetit, 40, 20020 Lainate (MI) Italy
Tel: +39-02-939-921, Fax: +39-02 9399-2913
www.acer.it

Product:	Controller
Trade Name:	StarVR
Model Number:	C702
SKU Number:	SW500

We, STARVR CORPORATION, hereby declare under our sole responsibility that the product described above is in conformity with the relevant Union harmonization legislation: Directive 2014/53/EU on Radio Equipment, RoHS Directive 2011/65/EU. The following harmonized standards and/or other relevant standards have been applied:

☒ Electromagnetic compatibility (Directive 2014/30/EU)

☒ EN 55032:2015	☒ EN 55024: 2010+A1:2015	☐ EN 301 489-7 V1.3.1
☒ EN 61000-3-2:2014 Class D	☒ EN 301 489-1 V2.2.0	☒ EN 301 489-17 V3.2.0
☒ EN 61000-3-3:2013	☐ EN 301 489-3 V1.6.1	☐ EN 301 489-24 V1.5.1

☒ Radio frequency spectrum usage (Directive 2014/53/EU)

☒ EN 300 328 V2.1.1	☐ EN 300 440-2 V1.4.1	☐ EN 301 908-1 V11.1.1
☐ EN 302 291-1 V1.1.1	☐ EN 301 511 V9.0.2	☐ EN 301 908-2 V6.2.1
☐ EN 302 291-2 V1.1.1	☐ EN 301 893 V2.1.0	☐ EN 301 908-13 V6.2.1
☒ EN 300 440 V2.1.1		

☒ Healthy and Safety (Directive 2014/35/EU)

☒ EN 60950-1:2006/A11:2009/A1:2010/A12:2011/A2:2013		☐ EN 50360: 2001/A1: 2012
☐ EN 62209-1:2006	☐ EN 62311:2008	☐ EN 50566:2013
☐ EN 62209-2:2010	☒ EN 62479:2010	

☒ RoHS (Directive 2011/65/EU)

☒ EN 50581:2012

Operation frequency and radio-frequency power are listed as below:
2402-2480MHz < 10 dBm

Year to begin affixing CE marking: 2018.

Eric Lin
STARVR CORPORATION

5/20/2018
Date

EN

STARVR CORPORATION
25F, 88, Sec. 1, Xintai 5th Rd. Xizhi,
New Taipei City, Taiwan

Federal Communications Commission
Declaration of Conformity

This device complies with Part 15 of the FCC Rules. Operation is subject to the following two conditions: (1) this device may not cause harmful interference, and (2) this device must accept any interference received, including interference that may cause undesired operation. The following local Manufacturer /Importer is responsible for this declaration:

Product:	Controllers
Trade Name:	StarVR
Model Number:	C702
SKU Number:	SW500
Name of Responsible Party:	Acer America Corporation
Address of Responsible Party:	333 West San Carlos St., Suite 1500 San Jose, CA 95110, U. S. A.
Contact Person:	Acer Representative
Phone No.:	1-254-298-4000
Fax No.:	1-254-298-4147
May 20, 2018	

QUE CONTIENT LA BOÎTE ?

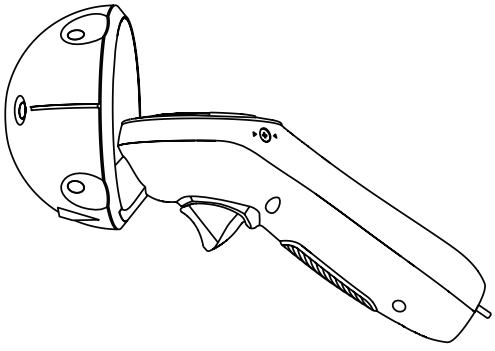

Contrôleur

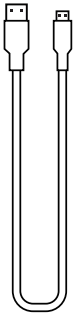

1 x câble USB à micro USB
de type A de 1m

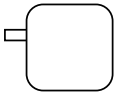

Adaptateur secteur
(PA-1100-25 ou ADP-10HW A)

1 x support de la dragonne

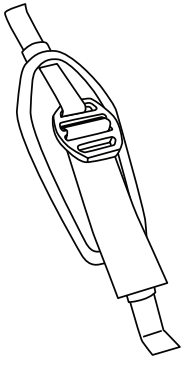

Dragonne

CHARGER LE CONTRÔLEUR

FR

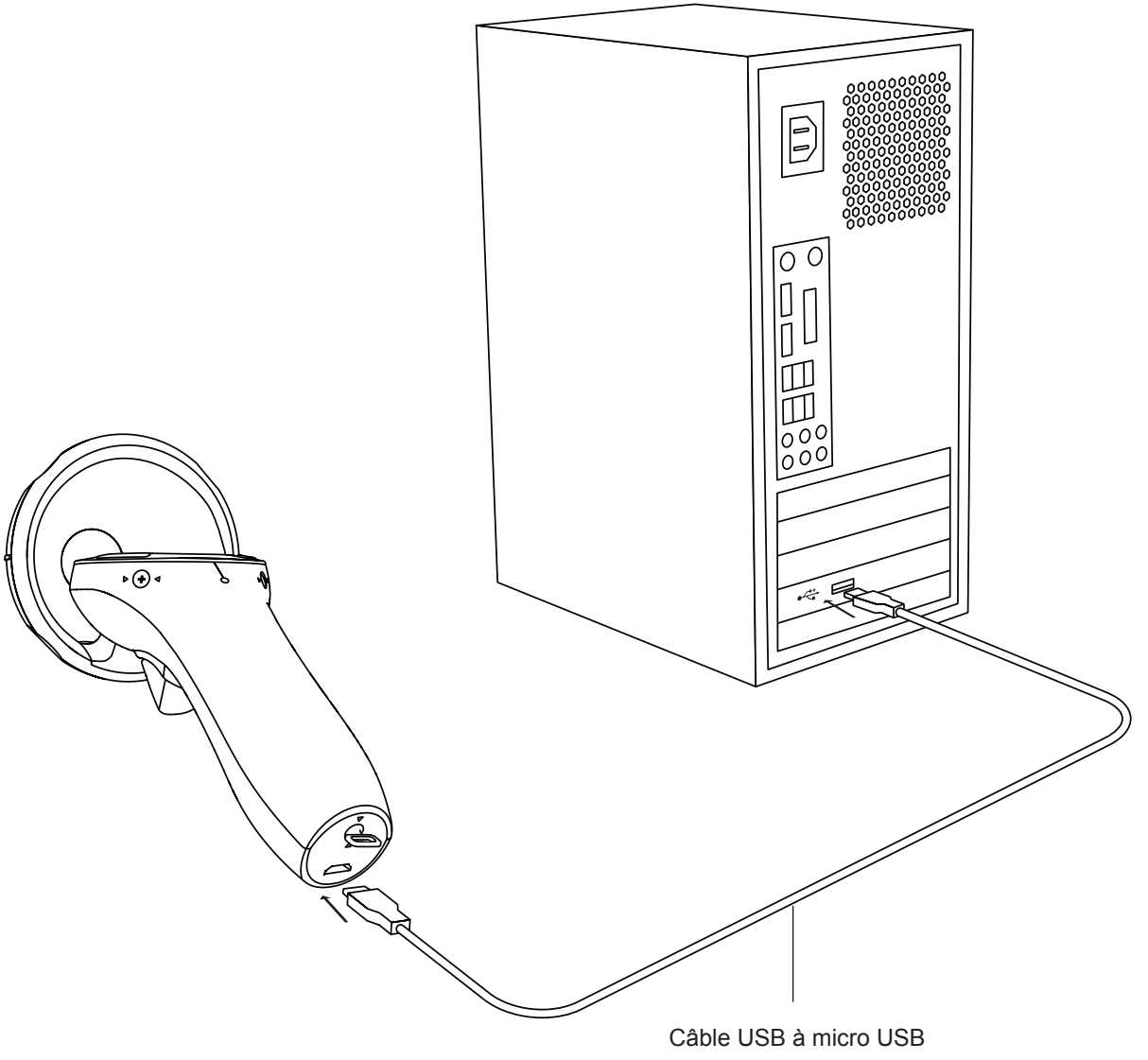

FIXER LE SUPPORT DE LA DRAGONNE

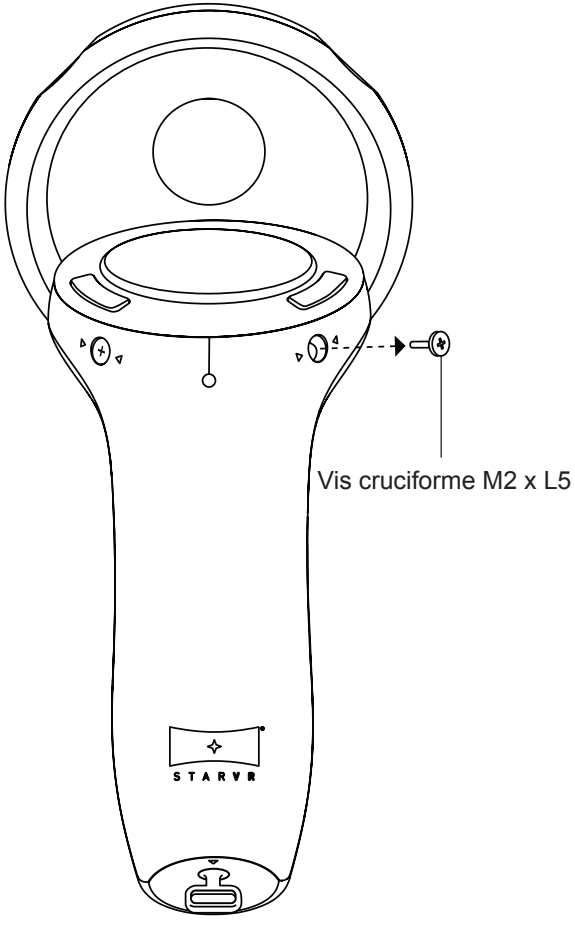

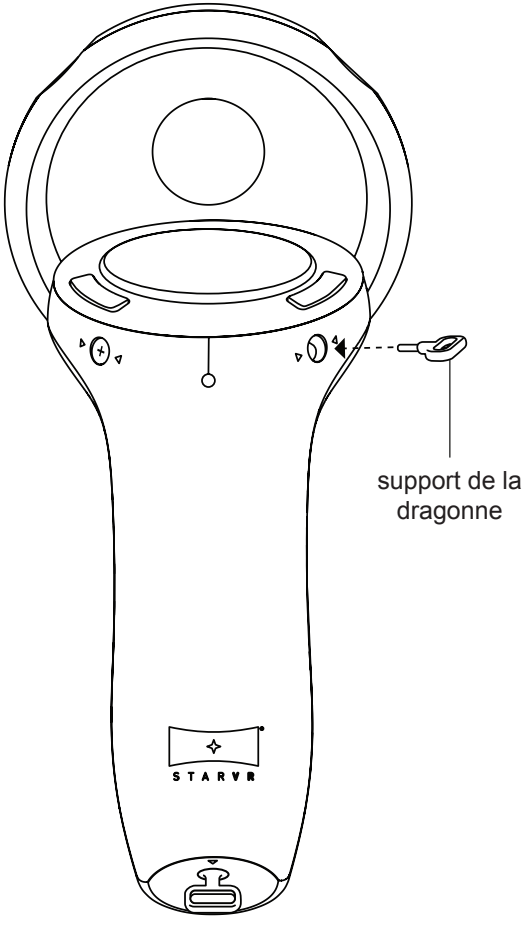

1. Dévisser la vis supérieure (la vis gauche pour gaucher)

2. vissez le support de la dragonne (le trou gauche pour gaucher)

FIXER LA DRAGONNE

FR

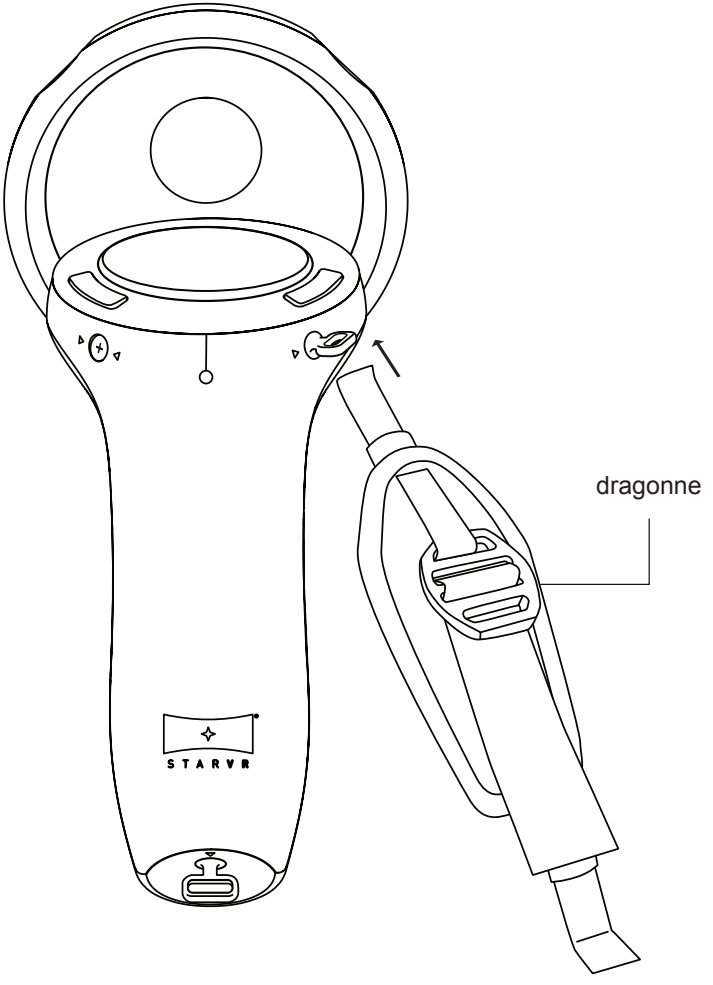

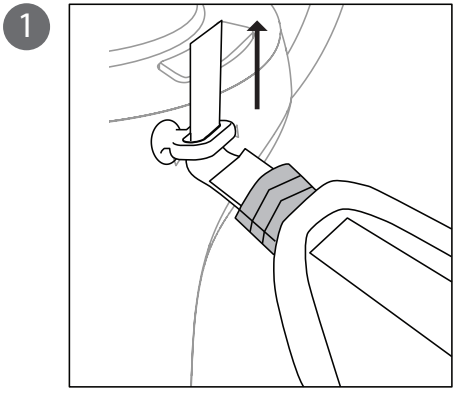

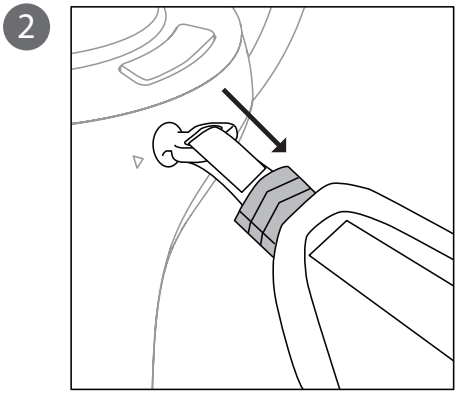

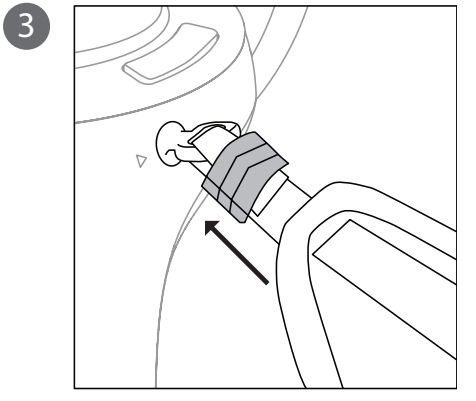

3. Insérez la dragonne dans le support supérieur et suivez les étapes 1, 2, 3 pour fixer la dragonne.

FIXER LA DRAGONNE

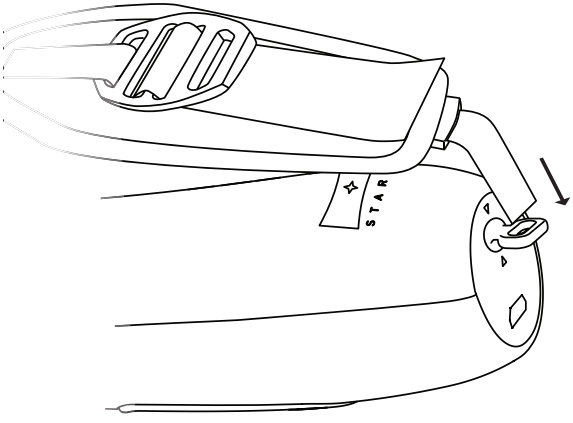

1

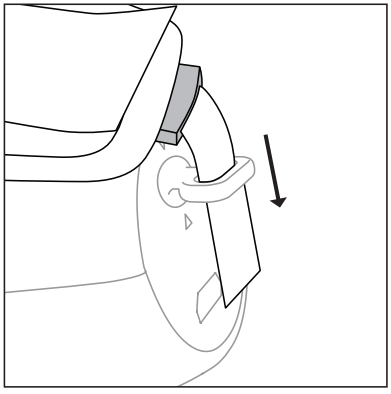

2

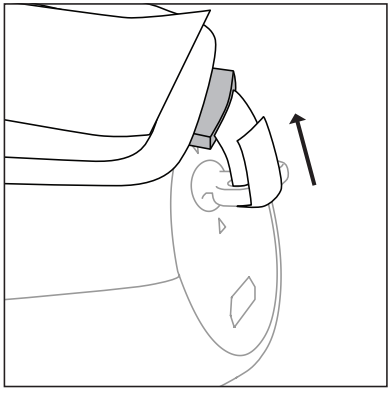

3

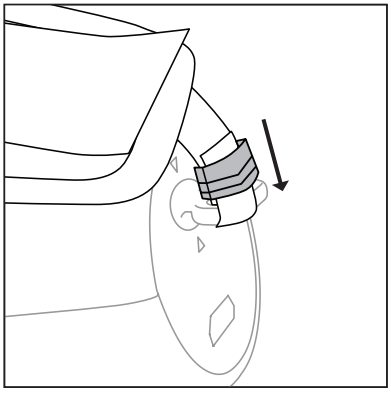

4. Insérez la dragonne dans le support inférieur et suivez les étapes 1, 2, 3 pour fixer la dragonne.

FR

Liste de pays concernés

Ce produit doit être utilisé conformément aux réglementations et contraintes en vigueur dans le pays d'utilisation. Pour des informations complémentaires, contactez le bureau local du pays d'utilisation. Veuillez visiter https://europa.eu/european-union/about-eu/countries_en pour la dernière liste des pays.

L'appareil est restreint à l'utilisation à l'intérieur des bâtiments seulement lors de son fonctionnement dans la plage de fréquences 5150 à 5350 MHz.

AT	BE	BG	HR	CY	CZ	DK
EE	FI	FR	DE	EL	HU	IE
IT	LV	LT	LU	MT	NL	PL
PT	RO	SK	SI	ES	SE	UK

Cet appareil est conforme aux exigences de l'UE sur la limitation d'exposition du public général aux champs électromagnétiques pour protéger la santé. Ces limites font partie des recommandations étendues pour la protection du public général. Ces recommandations ont été développées et vérifiées par des organisations scientifiques indépendantes via des évaluations régulières et détaillées d'analyses scientifiques. L'unité de mesure de la limite recommandée par le Conseil Européen pour les appareils mobiles est le « débit d'absorption spécifique » (DAS), et la limite DAS est 2,0 W/kg, sur une moyenne de 10 g de peau. Ceci est conforme aux exigences de la Commission internationale sur la radioprotection non ionisante (ICNIRP).

Pour l'utilisation sur le corps, cet appareil a été testé et répond aux recommandations d'exposition de l'ICNIRP et les normes européennes pour utilisation avec des accessoires dédiés. L'utilisation d'autres accessoires qui contiennent des métaux peut ne pas assurer la conformité aux recommandations d'exposition de l'ICNIRP.

Cet équipement est conforme aux exigences essentielles de la directive 2014/53/UE de l'Union européenne.

Voir les Déclarations de conformité de l'Union européenne, et pour plus de détails consulter la Déclaration de conformité jointe.

Instructions de mise au rebut

Ne jetez pas cet appareil électronique à la poubelle lors de sa mise au rebut. Pour minimiser la pollution et assurer la protection de l'environnement, veuillez recycler.

Température :
- En marche : 5°C à 40°C
- Stockage : 20°C à 60°C

Humidité (sans condensation) :
- En marche : 20% à 80%
- Stockage : 20% à 60 %

SUPPORT STARVR
États-Unis : Service.pa@starvr.com
EUROPE : Service.emea@starvr.com
CHINE : Service.cn@starvr.com
TAÏWAN : Service.tw@starvr.com

SITE WEB STARVR
VISITEZ : https://www.starvr.com/
POUR LES DÉVELOPPEURS : https://www.starvr-developer.com/

COPYRIGHT ET MARQUES
© 2017 STARVR Corporation. Tous droits réservés.
Version 1.0 publiée en novembre 2017.
Le logo STARVR™ est une marque déposée ou une marque commerciale de Starbreeze VR AB.
Toute utilisation est dûment autorisée par licence.

TM

S T A R **V R**

FR

FR

DÉCLARATION DE CONFORMITÉ

STARVR CORPORATION
25F, 88, Sec. 1, Xintai 5th Rd. Xizhi,
New Taipei City, Taïwan

Nous,

STARVR CORPORATION
25F, 88, Sec. 1, Xintai 5th Rd. Xizhi, New Taipei City, Taïwan
Personne contact : Mr. Eric Lin, e-mail : Eric.Lin@starvr.com

Et,

Acer Italy s.r.l.
Via Lepetit, 40, 20020 Lainate (MI) Italie
Tél : +39-02-939-921, Fax : +39-02 9399-2913
www.acer.it

Produit :	Contrôleur
Nom commercial :	StarVR
Numéro de modèle :	C702
Numéro UGS :	SW500

Nous, STARVR CORPORATION, déclarons sous notre seule responsabilité que le produit décrit ci-dessus est en conformité avec les législations d'harmonisation de l'Union pertinentes : Directive 2014/53/EU on Radio Equipment, RoHS Directive 2011/65/EU. Les normes harmonisées suivantes et/ou autres normes pertinentes ont été appliquées :

☒ Electromagnetic compatibility (Directive 2014/30/EU)

☒ EN 55032:2015	☒ EN 55024: 2010+A1:2015	☐ EN 301 489-7 V1.3.1
☒ EN 61000-3-2:2014 Class D	☒ EN 301 489-1 V2.2.0	☒ EN 301 489-17 V3.2.0
☒ EN 61000-3-3:2013	☐ EN 301 489-3 V1.6.1	☐ EN 301 489-24 V1.5.1

☒ Radio frequency spectrum usage (Directive 2014/53/EU)

☒ EN 300 328 V2.1.1	☐ EN 300 440-2 V1.4.1	☐ EN 301 908-1 V11.1.1
☐ EN 302 291-1 V1.1.1	☐ EN 301 511 V9.0.2	☐ EN 301 908-2 V6.2.1
☐ EN 302 291-2 V1.1.1	☐ EN 301 893 V2.1.0	☐ EN 301 908-13 V6.2.1
☒ EN 300 440 V2.1.1		

☒ Healthy and Safety (Directive 2014/35/EU)

☒ EN 60950-1:2006/A11:2009/A1:2010/A12:2011/A2:2013		☐ EN 50360: 2001/A1: 2012
☐ EN 62209-1:2006	☐ EN 62311:2008	☐ EN 50566:2013
☐ EN 62209-2:2010	☒ EN 62479:2010	

☒ RoHS (Directive 2011/65/EU)

☒ EN 50581:2012

La fréquence de fonctionnement et la puissance de radiofréquence sont listées ci-dessous
2402-2480MHz < 10 dBm

Année début d'apposition du marquage CE : 2018.

Eric Lin
STARVR CORPORATION

5/20/2018
Date

STARVR CORPORATION
25F, 88, Sec. 1, Xintai 5th Rd. Xizhi,
New Taipei City, Taïwan

FR

Déclaration de conformité de la Federal Communications Commission

Cet appareil est conforme à l'article 15 des Réglementations de la FCC. Le fonctionnement est subordonné aux deux conditions suivantes : (1) il ne peut pas causer de perturbations électromagnétiques gênantes et (2) il doit accepter toutes les perturbations reçues, y compris celles susceptibles d'occasionner un fonctionnement indésirable. Le fabricant/importateur local suivant est responsable de cette déclaration :

Produit :	Contrôleur
Nom commercial :	StarVR
Numéro de modèle :	C702
Numéro UGS :	SW500
Nom de la partie responsable :	Acer America Corporation
Adresse de la partie responsable :	333 West San Carlos St., Suite 1500 San Jose, CA 95110, U. S. A.
Personne contact :	Représentant Acer
No. de téléphone :	1-254-298-4000
No. de fax :	1-254-298-4147
20 Mai 2018	

CONTENUTO DELLA CONFEZIONE?

IT

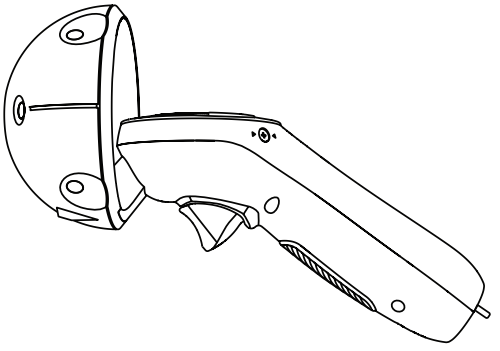

Controller

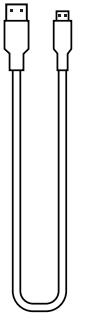

1 cavo Tipo A da USB a Micro USB da 1M

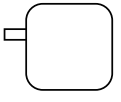

Adattatore di alimentazione
(PA-1100-25 o ADP-10HW A)

1 x supporto cinturino

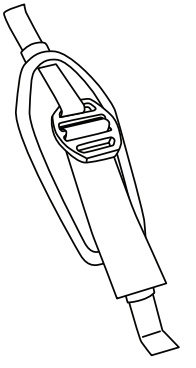

Cinturino

CARICARE IL CONTROLLER

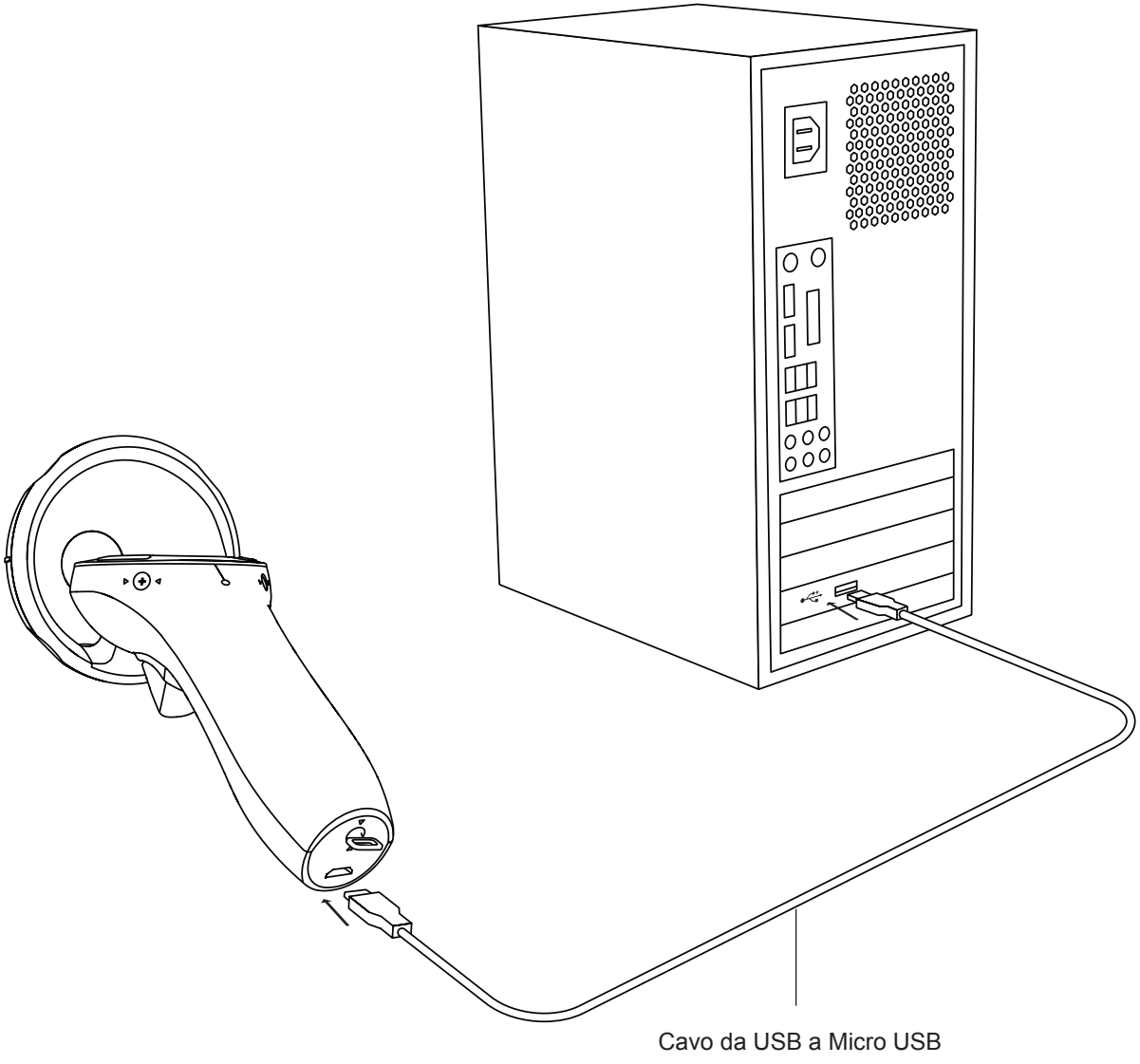

FISSARE IL SUPPORTO CINTURINO

IT

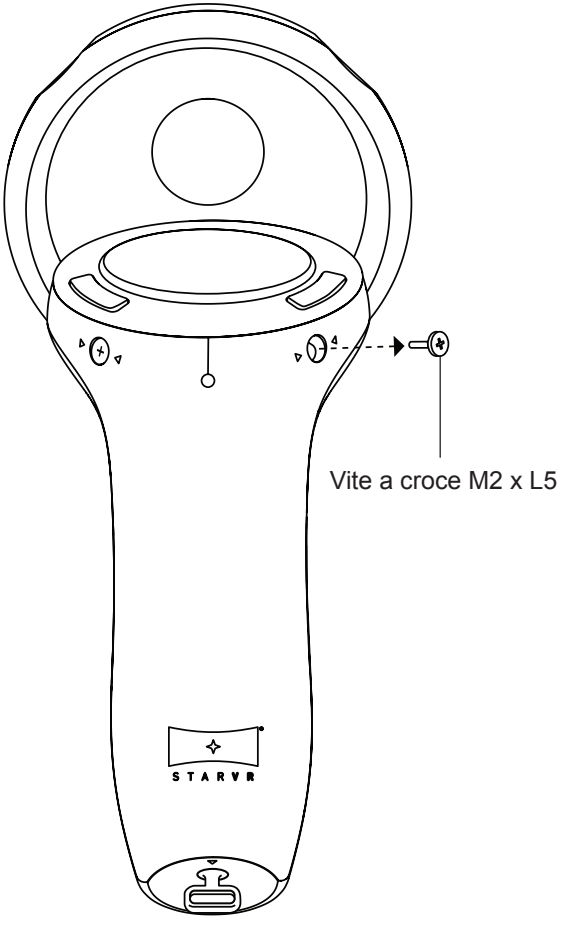

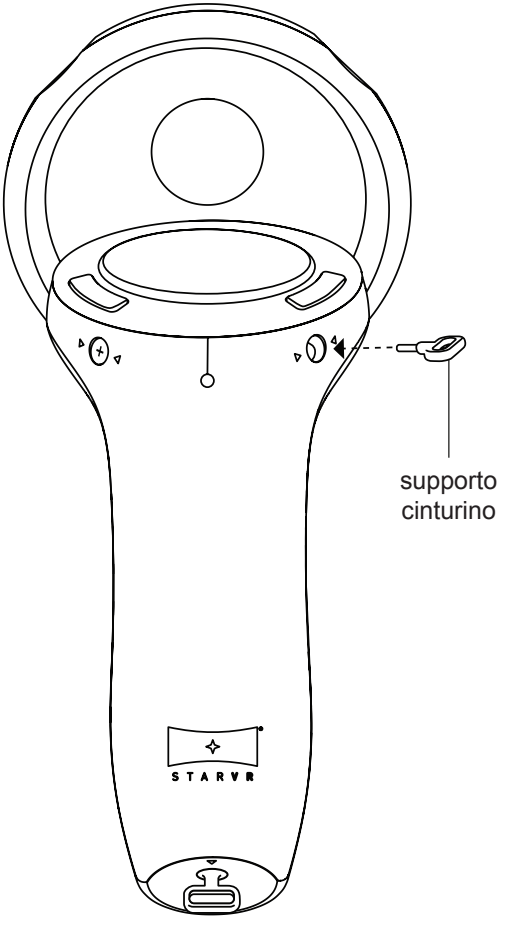

1. Allentare la vite in alto
(la vite a sinistra per i mancini)

2. avvitare il supporto cinturino in
(il foro di sinistra per i mancini)

FISSARE IL CINTURINO

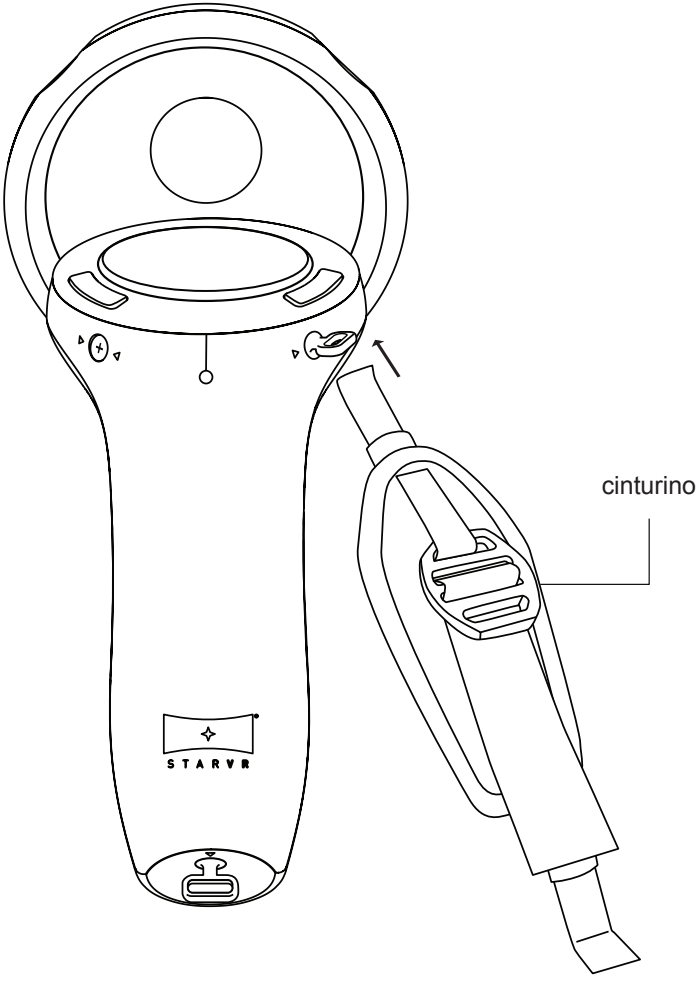

1

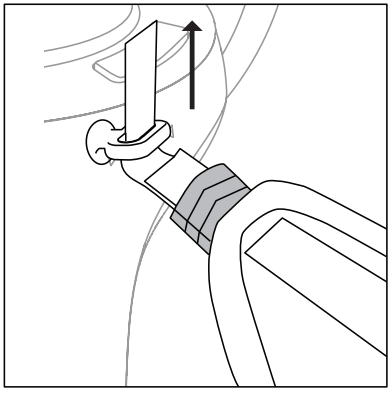

2

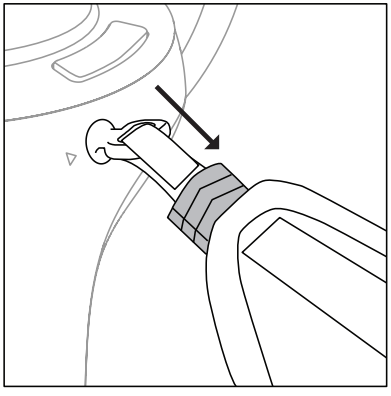

3

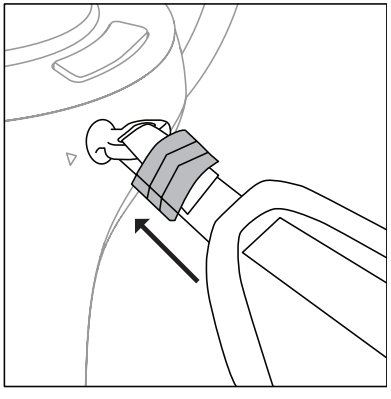

3. Inserire il cinturino nel supporto superiore e seguire i passaggi 1, 2, 3 per fissare il cinturino.

IT

FISSARE IL CINTURINO

IT

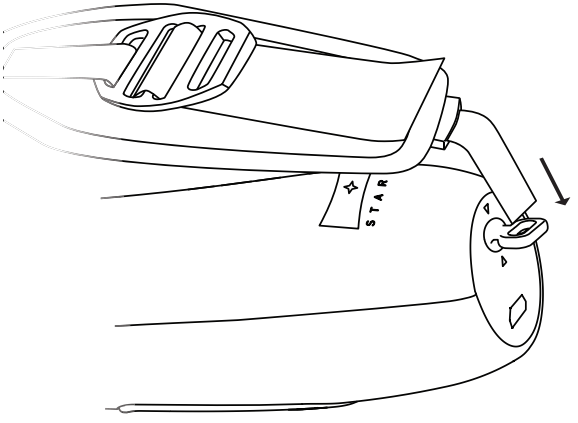

1

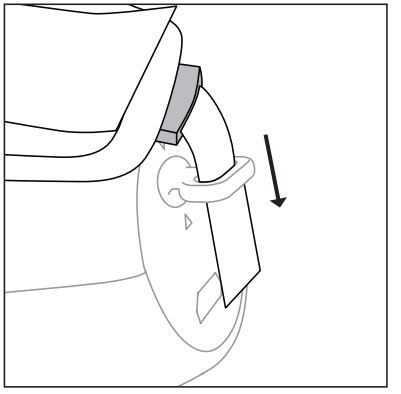

2

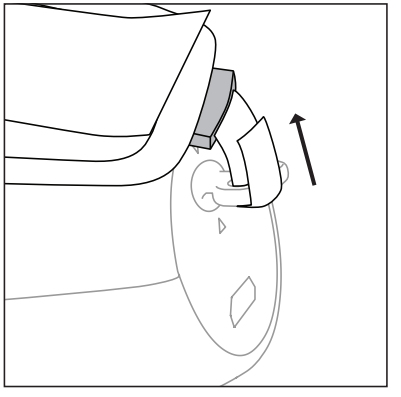

3

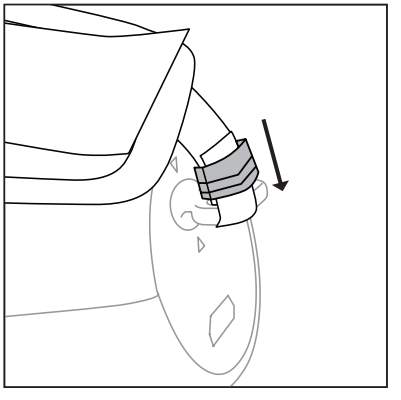

4. Inserire il cinturino nel supporto inferiore e seguire i passaggi 1, 2, 3 per fissare il cinturino.

Elenco dei paesi

Questo prodotto deve essere utilizzato in stretto accordo con le normative e i vincoli vigenti nel Paese in cui il prodotto viene impiegato. Per ulteriori informazioni contattare l'ente regolatore del paese dove viene usato il prodotto. Per l'elenco dei paesi aggiornati, vedere https://europa.eu/european-union/about-eu/countries_en.

L'impiego di questo dispositivo è limitato per uso in interni poiché opera nel campo di frequenza che va da 5.150 a 5.350 MHz.

AT	BE	BG	HR	CY	CZ	DK
EE	FI	FR	DE	EL	HU	IE
IT	LV	LT	LU	MT	NL	PL
PT	RO	SK	SI	ES	SE	UK

Questo dispositivo soddisfa i requisiti UE sulla limitazione all'esposizione del pubblico ai campi elettromagnetici per proteggere la salute. I limiti sono parte delle più ampie raccomandazioni per la protezione del pubblico. Queste raccomandazioni sono state sviluppate e controllate da organizzazioni scientifiche indipendenti sulla base di valutazioni approfondite di studi scientifici. L'unità di misura del limite del Concilio Europeo raccomandato per i dispositivi è il "SAR" (Specific Absorption Rate) e il limite SAR è 2,0 W/Kg su una media di 10 grammi di tessuto corporeo. Soddisfa i requisiti della Commissione Internazionale sulla protezione dalla radiazione non ionizzante (ICNIRP).

In merito all'utilizzo come dispositivo indossato, questo dispositivo è stato testato e ritenuto conforme alle linee guida per l'esposizione ICNIRP e agli standard europei per l'uso con gli accessori dedicati. L'uso di altri accessori contenenti materiali in metallo potrebbe non garantire la conformità con le linee guida sull'esposizione ICNIRP.

Questo apparecchio è conforme ai requisiti essenziali della direttiva dell'Unione Europea 2014/53/UE. Consultare le Dichiarazioni di Conformità dell'Unione Europea e, per ulteriori informazioni, fare riferimento alla Dichiarazione di Conformità allegata.

Istruzioni sullo smaltimento

Non gettare questo dispositivo elettronico nell'immondizia per lo smaltimento. Per ridurre l'inquinamento e assicurare la più alta protezione dell'ambiente globale, usare i sistemi di riciclaggio.

Temperatura:
- Di esercizio: da 5°C a 40°C
- Archiviazione: da 20°C a 60°C

Umidità (senza condensa):
- Di esercizio: da 20% a 80%
- Archiviazione: da 20% a 60 %

IT

SUPPORTO STARVR
USA: Service.pa@starvr.com
EUROPA: Service.emea@starvr.com
CINA: Service.cn@starvr.com
TAIWAN: Service.tw@starvr.com

SITO WEB STARVR
VISITARE: https://www.starvr.com/
PER SVILUPPATORI: https://www.starvr-developer.com/

COPYRIGHT E MARCHI
© 2017 STARVR Corporation. Tutti i diritti riservati.
Versione 1.0 pubblicata a novembre 2017.
Il logo STARVR™ è un marchio registrato o un marchio di Starbreeze VR AB.
L'uso è adeguatamente autorizzato dalla licenza.

IT

TM

S T A R **V R**

DICHIARAZIONE DI CONFORMITÀ

STARVR CORPORATION
25F, 88, Sec. 1, Xintai 5th Rd. Xizhi,
New Taipei City, Taiwan

IT

Noi,

STARVR CORPORATION
25F, 88, Sec. 1, Xintai 5th Rd. Xizhi, New Taipei City, Taiwan
Referente: Mr. Eric Lin, E-mail: Eric.Lin@starvr.com

E,

Acer Italy s.r.l.
Via Lepetit, 40, 20020 Lainate (MI) Italia
Tel: +39-02-939-921, Fax: +39-02 9399-2913
www.acer.it

Prodotto:	Controller
Marchio depositato:	StarVR
Numero del modello:	C702
Numero SKU:	SW500

Noi, STARVR CORPORATION, con la presente dichiariamo sotto la nostra responsabilità che il prodotto descritto in precedenza è conforme con la normativa di armonizzazione dell'Unione applicabile: Directive 2014/53/EU on Radio Equipment, RoHS Directive 2011/65/EU. Sono stati applicati i seguenti standard armonizzati e/o altri standard pertinenti:

☒ Electromagnetic compatibility (Directive 2014/30/EU)

☒ EN 55032:2015
☒ EN 61000-3-2:2014 Class D
☒ EN 61000-3-3:2013
☒ EN 55024: 2010+A1:2015
☒ EN 301 489-1 V2.2.0
☐ EN 301 489-3 V1.6.1
☐ EN 301 489-7 V1.3.1
☒ EN 301 489-17 V3.2.0
☐ EN 301 489-24 V1.5.1

☒ Radio frequency spectrum usage (Directive 2014/53/EU)

☒ EN 300 328 V2.1.1
☐ EN 302 291-1 V1.1.1
☐ EN 302 291-2 V1.1.1
☒ EN 300 440 V2.1.1
☐ EN 300 440-2 V1.4.1
☐ EN 301 511 V9.0.2
☐ EN 301 893 V2.1.0
☐ EN 301 908-1 V11.1.1
☐ EN 301 908-2 V6.2.1
☐ EN 301 908-13 V6.2.1

☒ Healthy and Safety (Directive 2014/35/EU)

☒ EN 60950-1:2006/A11:2009/A1:2010/A12:2011/A2:2013
☐ EN 62209-1:2006
☐ EN 62209-2:2010
☐ EN 62311:2008
☒ EN 62479:2010
☐ EN 50360: 2001/A1: 2012
☐ EN 50566:2013

☒ RoHS (Directive 2011/65/EU)

☒ EN 50581:2012

Frequenza di utilizzo e potenza di radiofrequenza sono elencati di seguito:
2402-2480MHz < 10 dBm

L'anno di inizio applicato è marchiato CE: 2018.

Eric Lin
STARVR CORPORATION

5/20/2018
Data

STARVR CORPORATION
25F, 88, Sec. 1, Xintai 5th Rd. Xizhi,
New Taipei City, Taiwan

Federal Communications Commission (FCC)
Dichiarazione di conformità

IT

Questo dispositivo è conforme alla Parte 15 delle norme FCC. Il suo utilizzo è soggetto alle due condizioni seguenti: (1) questo dispositivo non deve provocare interferenze dannose, e (2) questo dispositivo deve accettare le eventuali interferenze subite, comprese quelle interferenze che possono causare un funzionamento non desiderato. Il seguente Produttore / Importatore locale è responsabile per questa dichiarazione:

Prodotto:	Controller
Marchio depositato:	StarVR
Numero del modello:	C702
Numero SKU:	SW500
Nome della parte responsabile:	Acer America Corporation
Indirizzo della parte responsabile:	333 West San Carlos St., Suite 1500 San Jose, CA 95110, U. S. A.
Referente:	Rappresentante Acer
N. telefono:	1-254-298-4000
N. fax:	1-254-298-4147
20 Maggio 2018	

WAS IST IM KARTON ENTHALTEN?

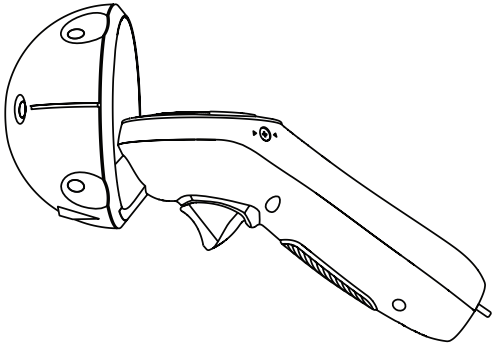

Controller

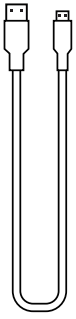

1 x 1M USB aus Micro-USB
Typ-A Kabel

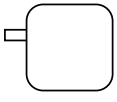

Netzteil
(PA-1100-25 oder ADP-10HW A)

1 x Schlaufenhalter

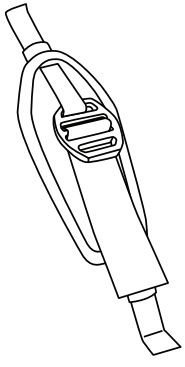

Handschlaufe

DE

AUFLADEN DES CONTROLLERS

DE

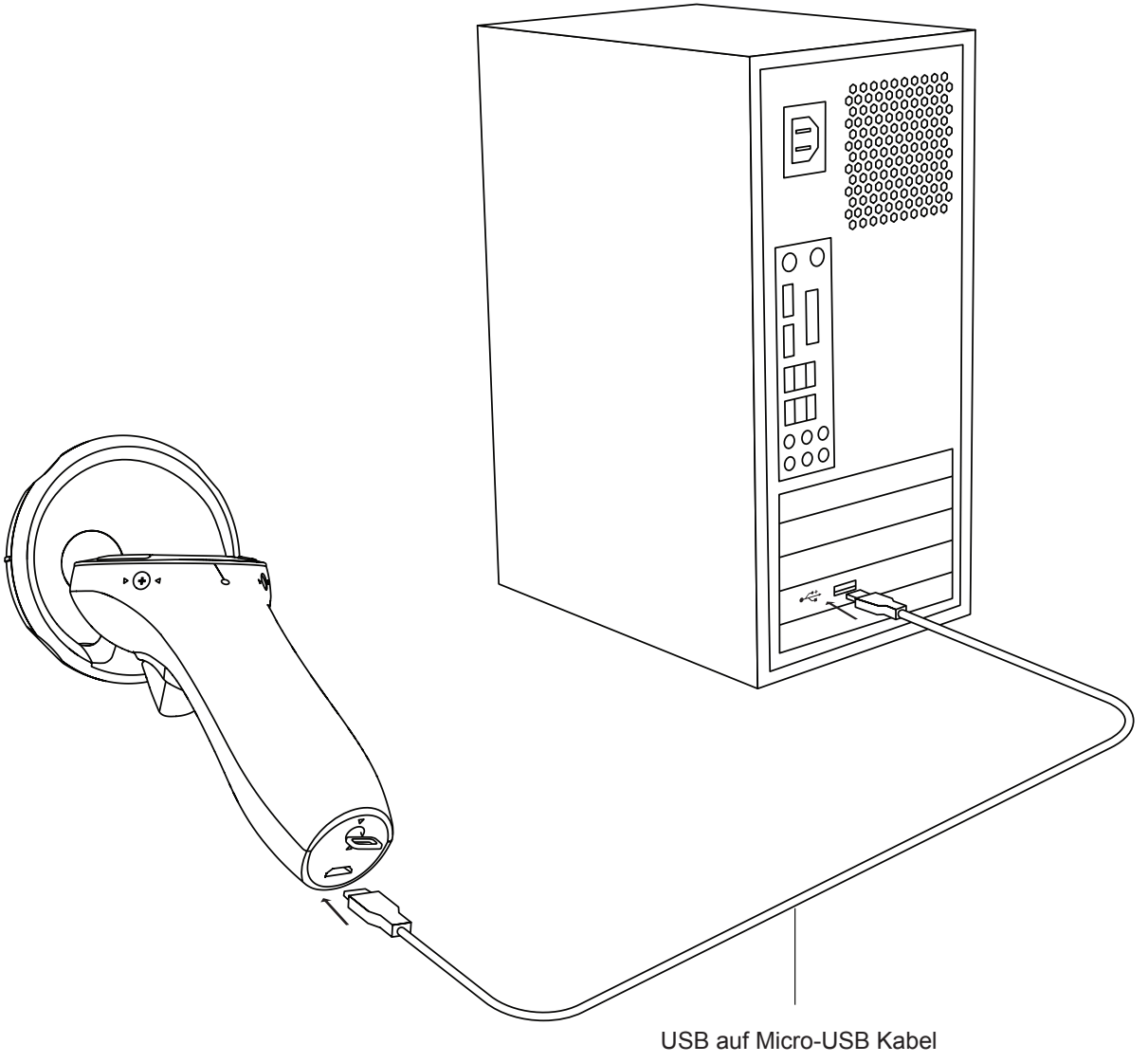

BEFESTIGUNG DES SCHLAUFENHALTERS

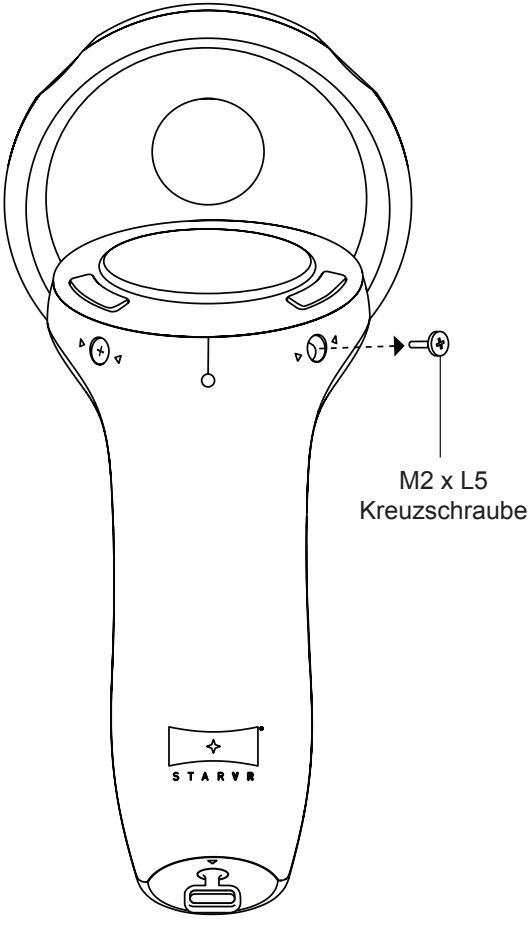

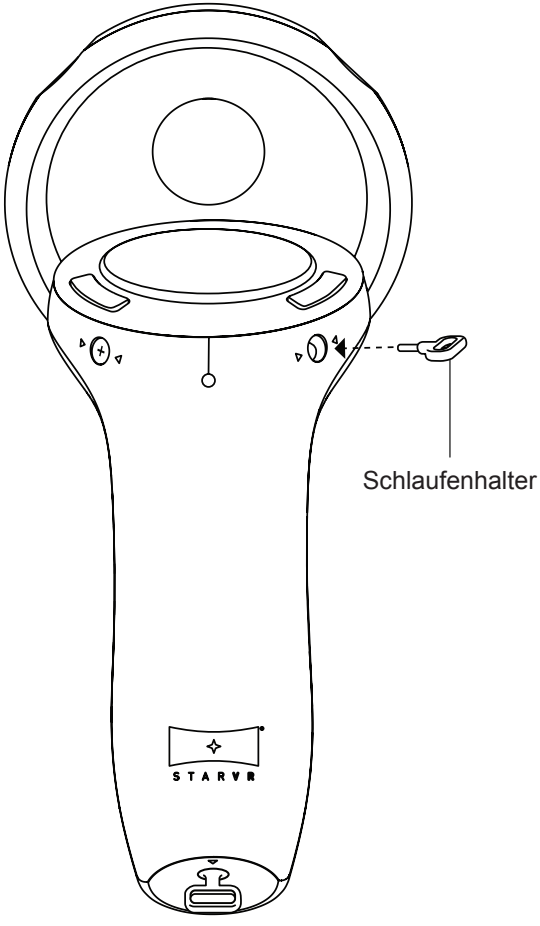

1. Lösen Sie die obere Schraube (die linke Schraube für Linkshänder).

2. Schrauben Sie den Schlaufenhalter ein (linkes Loch für Linkshänder)

DE

BEFESTIGUNG DER HANDSCHLAUFE

DE

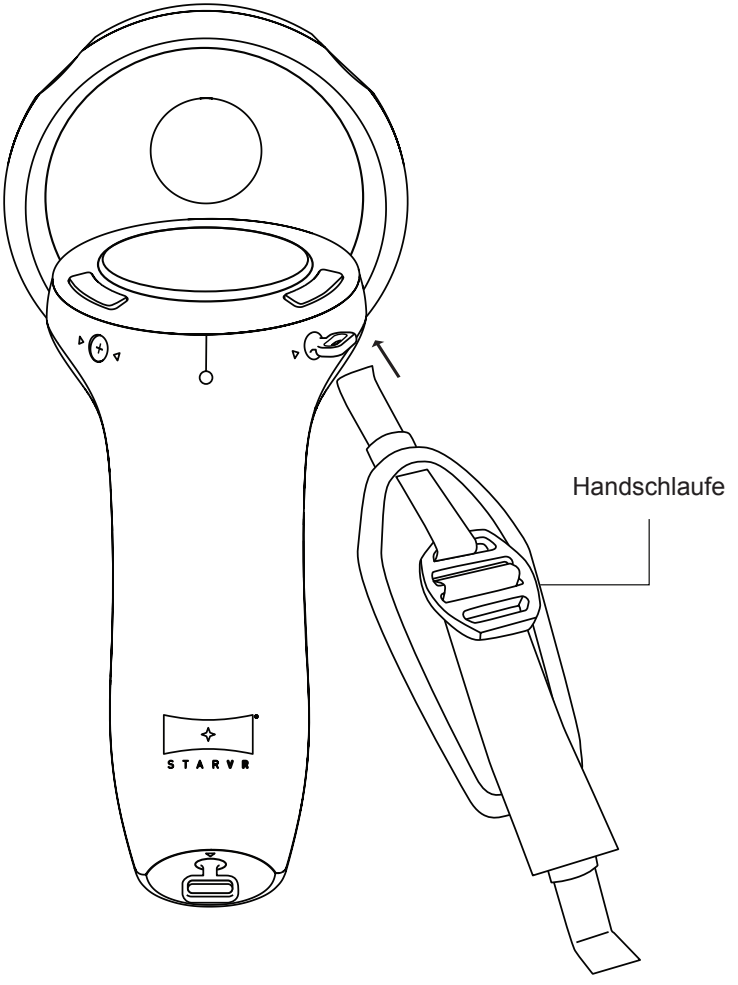

1

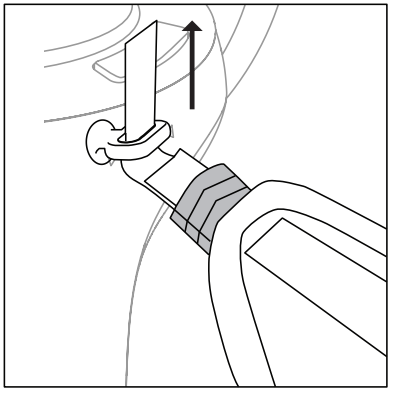

2

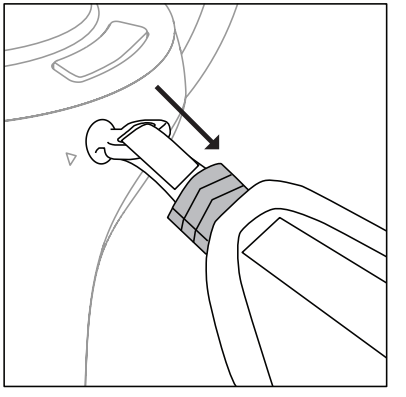

3

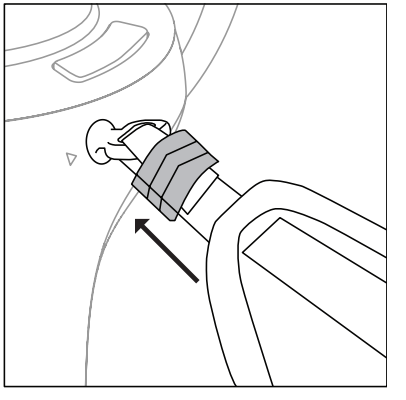

3. Führen Sie die Schlaufe in die obere Halterung ein und befolgen Sie die Schritte 1, 2, 3, um die Schlaufe zu befestigen.

BEFESTIGUNG DER HANDSCHLAUFE

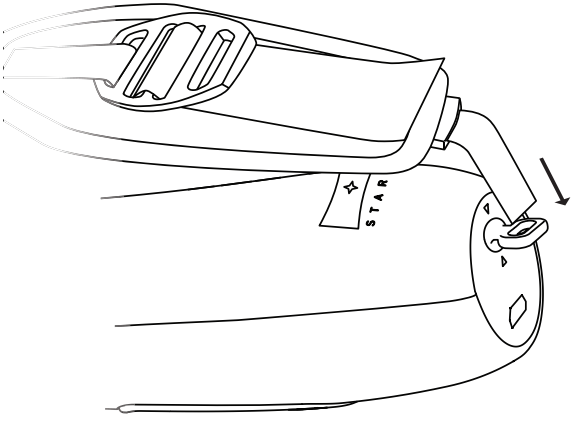

4. Führen Sie die Schlaufe in die untere Halterung ein und befolgen Sie die Schritte 1, 2, 3, um die Schlaufe zu befestigen.

1

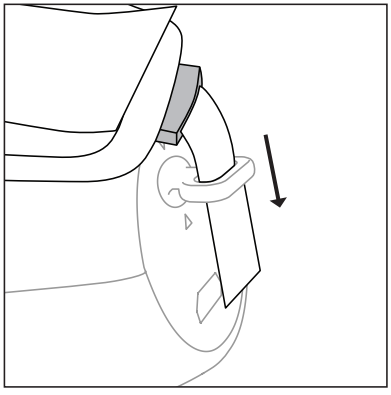

2

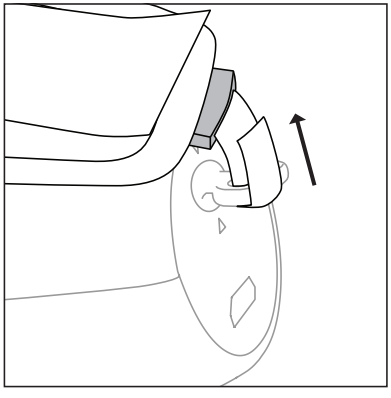

3

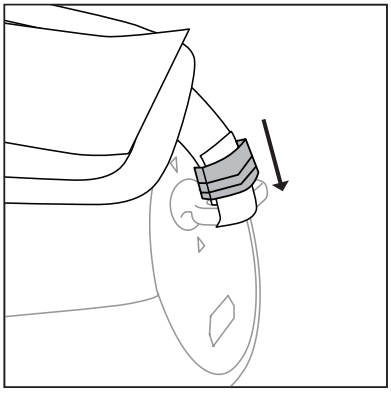

DE

Liste zutreffender Länder

Das Produkt muss im Einklang mit den Bestimmungen und Beschränkungen des entsprechenden Landes benutzt werden. Für weitere Informationen wenden Sie sich bitte an die zuständigen Behörden in den jeweiligen Ländern. Die aktuelle Länderliste finden Sie unter https://europa.eu/european-union/about-eu/countries_en.

Das Gerät darf im Betriebsfrequenzbereich von 5.150 bis 5.350 MHz nur in Innenräumen verwendet werden.

AT	BE	BG	HR	CY	CZ	DK
EE	FI	FR	DE	EL	HU	IE
IT	LV	LT	LU	MT	NL	PL
PT	RO	SK	SI	ES	SE	UK

Dieses Gerät erfüllt die EU-Vorgaben zum gesundheitlichen Schutz der Öffentlichkeit vor elektromagnetischen Feldern. Die Beschränkungen sind Teil umfangreicher Empfehlungen zum Schutz der allgemeinen Bevölkerung. Diese Empfehlungen wurden von unabhängigen wissenschaftlichen Organisationen nach regelmäßigen und umfangreichen wissenschaftlichen Studien aufgestellt und geprüft. Die Spezifische Absorptionsrate (SAR) ist die Maßeinheit für den vom Europäischen Rat empfohlenen Grenzwert für die Absorption von Strahlung durch Mobilgeräte. Dieser Grenzwert liegt bei 2,0 W/ kg für 10 Gramm an Körpergewebe. Dies erfüllt die Voraussetzungen der International Commission on Non-Ionizing Radiation Protection (ICNIRP).

Dieses Gerät wurde für die am Körper getragene Verwendung getestet und erfüllt die von der ICNIRP aufgestellten Richtlinien zum Schutz vor Strahlungen sowie die Europäische Norm, wenn es mit dem dafür bestimmten Zubehör verwendet wird. Bei der Verwendung von anderem Zubehör werden die ICNIRP-Richtlinien für den Strahlungsschutz möglicherweise nicht erfüllt.

Dieses Gerät erfüllt die grundlegenden Anforderungen der Richtlinie 2014/53/EU der Europäischen Union. Siehe Erklärungen zu Europäische Union Übereinstimmungen und für weitere Einzelheiten die beiliegende Konformitätserklärung.

DE

Bestimmungen zur Entsorgung

Werfen Sie dieses elektronische Gerät nicht in Ihren Haushaltsabfall. Um Umweltverschmutzung zu minimieren und die Umwelt bestmöglich zu schützen, sollten Sie Müll wiederverwerten oder recyceln.

Temperatur:
- Betrieb: 5°C bis 40°C
- Lagerung: 20°C bis 60°C

Luftfeuchtigkeit (nicht kondensierend):
- Betrieb: 20% bis 80%
- Lagerung: 20% bis 60 %

STARVR SUPPORT
USA: Service.pa@starvr.com
EUROPA: Service.emea@starvr.com
CHINA: Service.cn@starvr.com
TAIWAN: Service.tw@starvr.com

STARVR WEBSEITE
VISIT US: https://www.starvr.com/
FÜR ENTWICKLER: https://www.starvr-developer.com/

COPYRIGHT & WARENZEICHEN
© 2017 STARVR Corporation. Alle Rechte vorbehalten.
Version 1.0 vom November 2017.
Das STARVR™ Logo ist ein eingetragenes Warenzeichen oder Warenzeichen von Starbreeze VR AB.
Jegliche Nutzung ist durch eine Lizenz ordnungsgemäß autorisiert.

TM

STARVR

DE

KONFORMITÄTSERKLÄRUNG

STARVR CORPORATION
25F, 88, Sec. 1, Xintai 5th Rd. Xizhi,
New Taipei City, Taiwan

Wir,

STARVR CORPORATION
25F, 88, Sec. 1, Xintai 5th Rd. Xizhi, New Taipei City, Taiwan
Kontaktperson: Mr. Eric Lin, E-Mail: Eric.Lin@starvr.com

Und,

Acer Italy s.r.l.
Via Lepetit, 40, 20020 Lainate (MI) Italien
Tel: +39-02-939-921, Fax: +39-02 9399-2913
www.acer.it

Produkt:	Controller
Markenname:	StarVR
Modellnummer:	C702
SKU-Nummer:	SW500

DE

Hiermit erklären wir, STARVR CORPORATION, in alleiniger Verantwortung, dass das obige Produkt den geltenden EU-Harmonisierungsvorschriften entspricht: Directive 2014/53/EU on Radio Equipment, RoHS Directive 2011/65/EU. Die folgenden harmonisierten Normen und/oder andere geltende Normen wurden eingehalten:

☒ Electromagnetic compatibility (Directive 2014/30/EU)

☒ EN 55032:2015
☒ EN 61000-3-2:2014 Class D
☒ EN 61000-3-3:2013
☒ EN 55024: 2010+A1:2015
☒ EN 301 489-1 V2.2.0
☐ EN 301 489-3 V1.6.1
☐ EN 301 489-7 V1.3.1
☒ EN 301 489-17 V3.2.0
☐ EN 301 489-24 V1.5.1

☒ Radio frequency spectrum usage (Directive 2014/53/EU)

☒ EN 300 328 V2.1.1
☐ EN 302 291-1 V1.1.1
☐ EN 302 291-2 V1.1.1
☒ EN 300 440 V2.1.1
☐ EN 300 440-2 V1.4.1
☐ EN 301 511 V9.0.2
☐ EN 301 893 V2.1.0
☐ EN 301 908-1 V11.1.1
☐ EN 301 908-2 V6.2.1
☐ EN 301 908-13 V6.2.1

☒ Healthy and Safety (Directive 2014/35/EU)

☒ EN 60950-1:2006/A11:2009/A1:2010/A12:2011/A2:2013
☐ EN 62209-1:2006
☐ EN 62209-2:2010
☐ EN 62311:2008
☒ EN 62479:2010
☐ EN 50360: 2001/A1: 2012
☐ EN 50566:2013

☒ RoHS (Directive 2011/65/EU)

☒ EN 50581:2012

Die Betriebsfrequenz und die Hochfrequenzleistung sind wie folgt:
2402-2480MHz < 10 dBm

Jahr, in dem mit der Anbringung der CE-Kennzeichnung begonnen wurde: 2018.

Eric Lin
STARVR CORPORATION

20. Mai 2018
Datum

STARVR CORPORATION
25F, 88, Sec. 1, Xintai 5th Rd. Xizhi,
New Taipei City, Taiwan

Federal Communications Commission Konformitätserklärung

Dieses Gerät erfüllt Teil 15 der FCC-Bestimmungen. Die Bedienung hängt von folgenden zwei Bedingungen ab: (1) Dieses Gerät erzeugt keine schädlichen Störungen, und (2) das Gerät ist in der Lage, empfangene Störungen aufzunehmen, einschließlich solcher Störungen, die eine ungewünschte Operation verursachen. Der folgende lokale Hersteller/Importeur ist für diese Erklärung verantwortlich:

Produkt:	Controller
Markenname:	StarVR
Modellnummer:	C702
SKU-Nummer:	SW500
Name der verantwortlichen Stelle:	Acer America Corporation
Adresse verantwortlicher Stelle:	333 West San Carlos St., Suite 1500 San Jose, CA 95110, U. S. A.
Kontaktperson:	Acer-Vertreter
Telefonnr.:	1-254-298-4000
Faxnr.:	1-254-298-4147
20. Mai 2018	

DE

¿CONTENIDO DE LA CAJA?

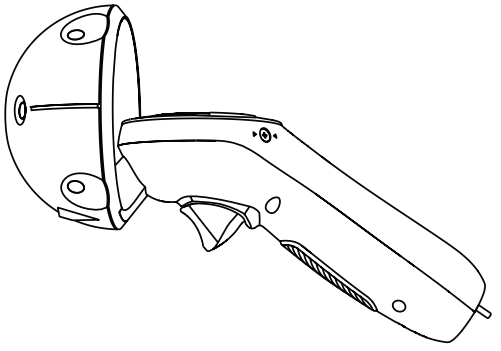

Controlador

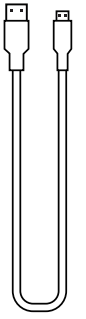

1 cable USB a Micro USB
Tipo-A de 1 m

ES

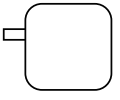

Adaptador de corriente
(PA-1100-25 o ADP-10HW A)

1 soporte para correa

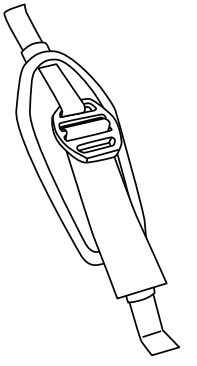

Correa de mano

CARGA DEL CONTROLADOR

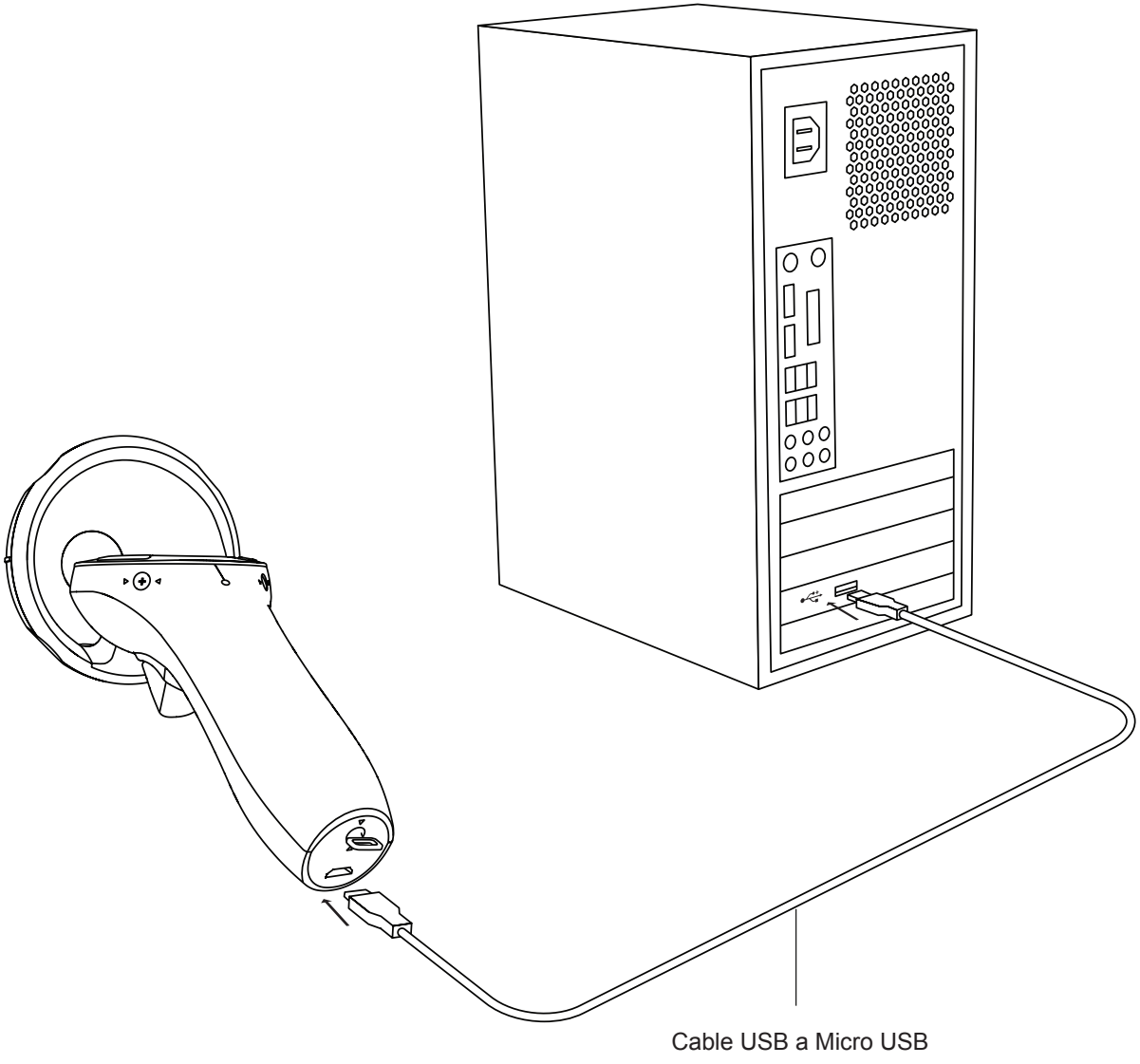

ES

COLOCACIÓN DEL SOPORTE PARA CORREA

ES

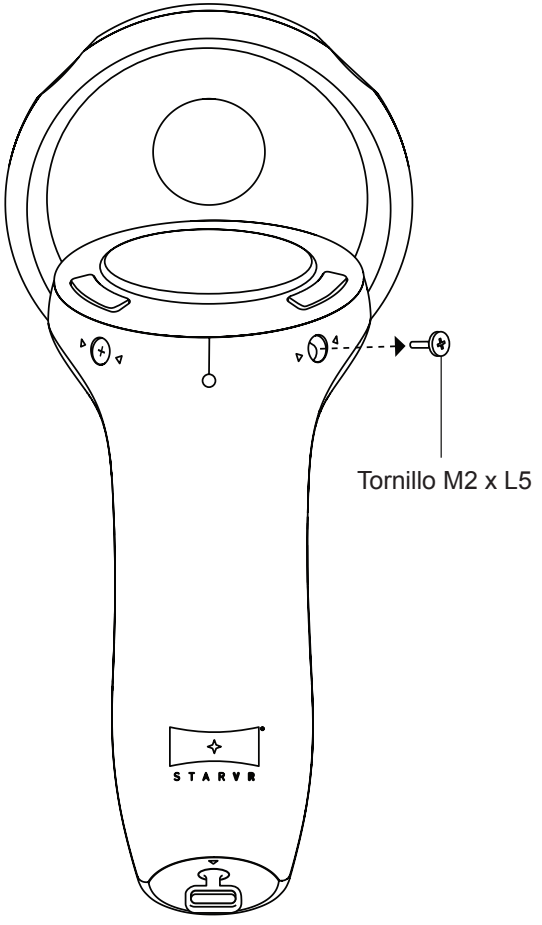

1. Desatornille el tornillo superior
(si es zurdo, el tornillo de la izquierda)

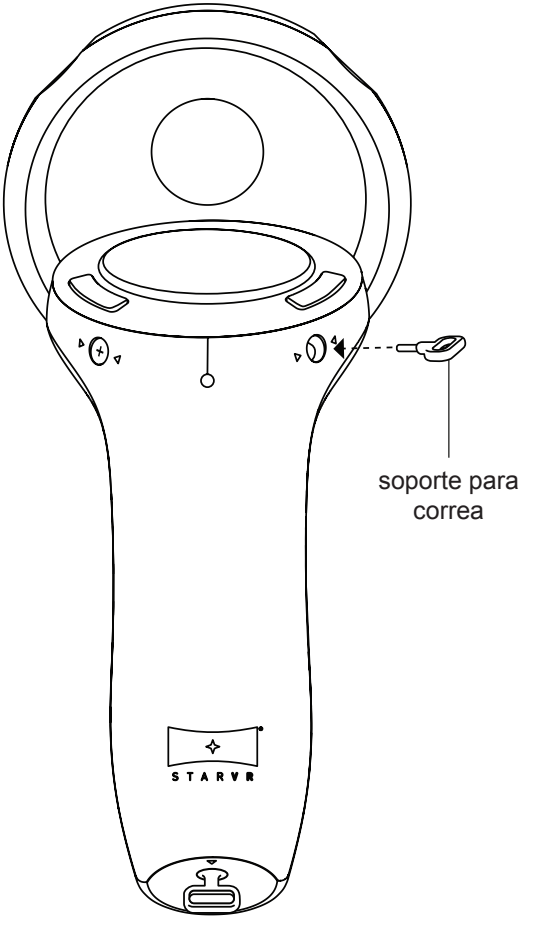

2. Fije el soporte para correa
(si es zurdo, en el orificio izquierdo)

COLOCACIÓN DE LA CORREA PARA MANO

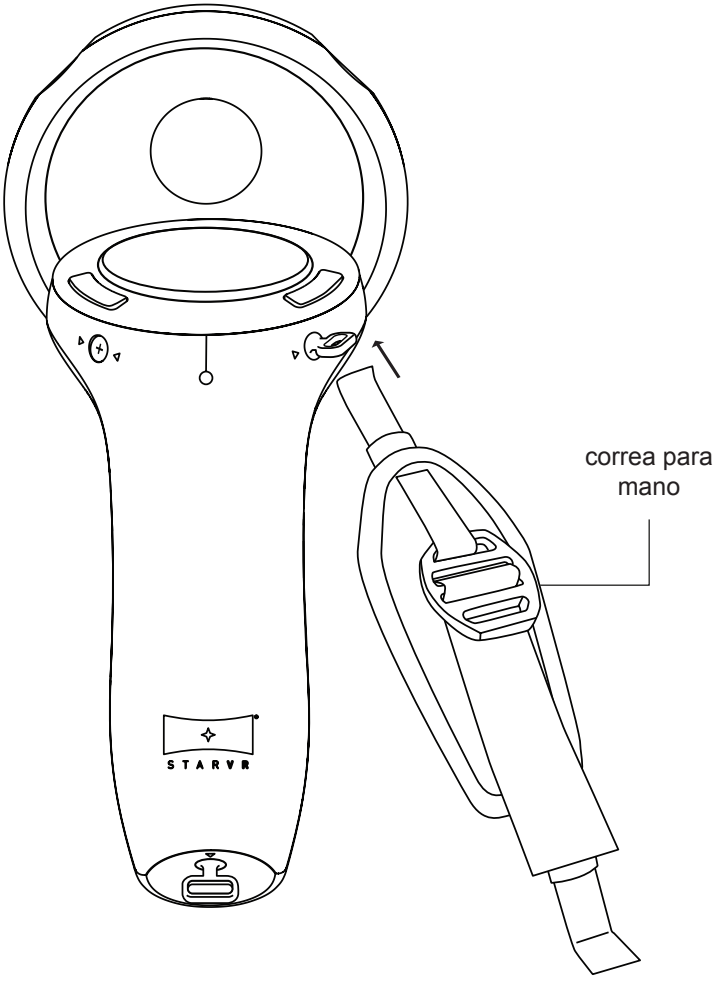

1

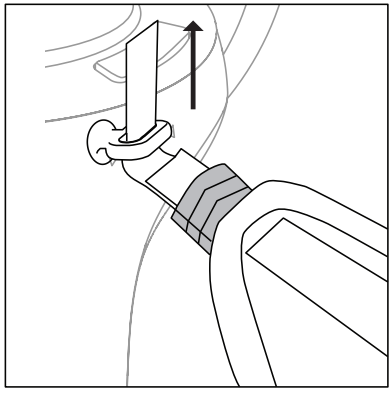

2

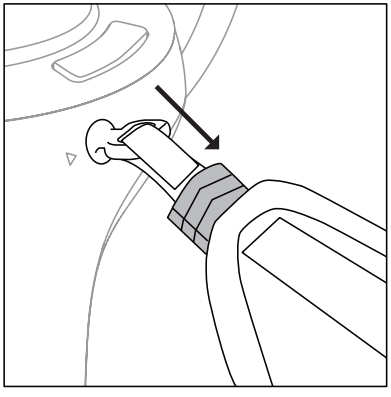

3

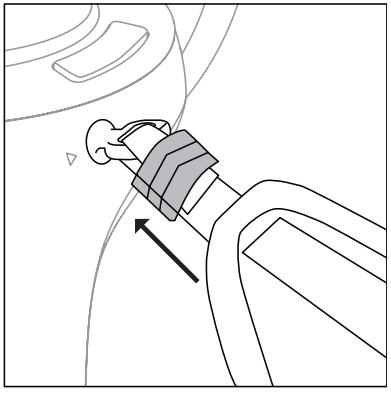

3. Inserte la correa en el soporte superior y siga los pasos 1, 2 y 3 para fijarla.

ES

COLOCACIÓN DE LA CORREA PARA MANO

ES

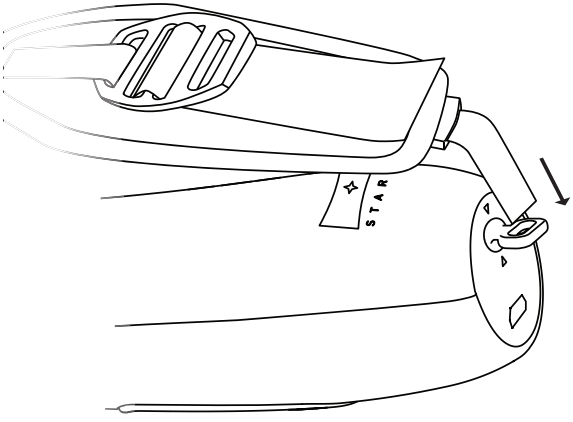

1

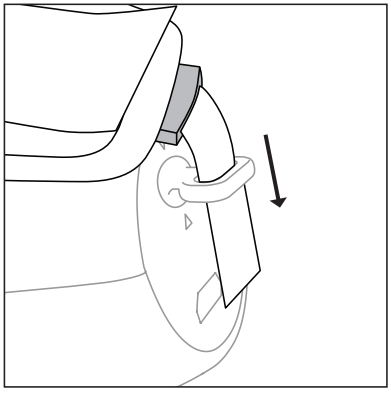

2

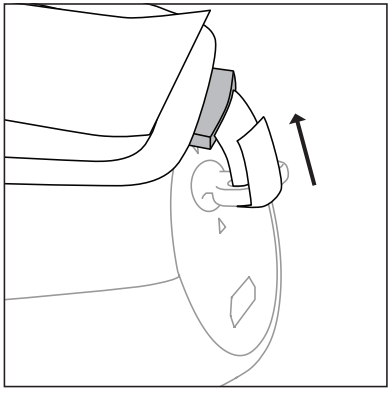

3

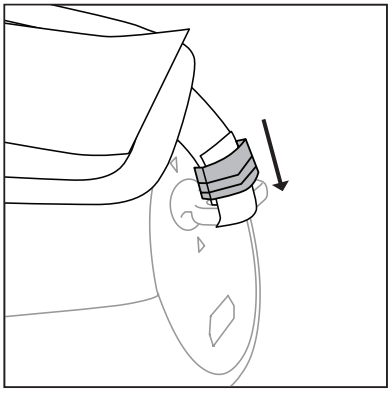

4. Inserte la correa en el soporte inferior y siga los pasos 1, 2 y 3 para fijarla.

Lista de países aplicables

El uso de este producto debe seguir estrictamente las normativas y restricciones del país donde se utilice. Para más información, póngase en contacto con el organismo regulador del país de uso. Consulte https://europa.eu/european-union/about-eu/countries_en para ver la lista de países más reciente.

Este dispositivo está limitado para el uso en interiores solo cuando funcione en el intervalo de frecuencia de 5150 a 5350 MHz.

AT	BE	BG	HR	CY	CZ	DK
EE	FI	FR	DE	EL	HU	IE
IT	LV	LT	LU	MT	NL	PL
PT	RO	SK	SI	ES	SE	UK

Este dispositivo cumple los requisitos de la Unión Europea relacionados con la limitación de la exposición del público general a campos electromagnéticos en lo que se refiere a la protección de la salud. Los límites son parte de amplias recomendaciones para la protección del público general. Estas recomendaciones han sido desarrolladas y comprobadas por organizaciones científicas independientes a través de frecuentes y minuciosas evaluaciones de estudios científicos. La unidad de medida del límite recomendado del Consejo Europeo para dispositivo móviles es la “tasa de absorción específica” (SAR), el límite SAR es de 2 W/kg, con un promedio de 10 g de tejido corporal. Cumple los requisitos de la Comisión internacional sobre protección contra radiación no ionizante (ICNIRP, International Commission on Non-Ionizing Radiation Protection).

Este dispositivo ha sido probado para su uso junto al cuerpo y cumple las directrices de exposición a radiofrecuencia de la ICNIRP y la Norma europea para usarse con accesorios dedicados. El uso de otros accesorios que contengan metales puede comprometer el cumplimiento de las directrices de exposición de la ICNIRP.

Este equipo cumple con los principales requisitos de la directiva 2014/53/UE de la Unión Europea. Consulte las Declaraciones sobre el cumplimiento normativo en la Unión Europea y más información disponible en la Declaración de Conformidad adjunta.

ES

Instrucciones para el desecho

No tire este dispositivo electrónico a la basura. Para minimizar la contaminación y garantizar una protección óptima del medio ambiente global, recíclelo.

Temperatura:
- En funcionamiento: Entre 5°C y 40°C
- Almacenamiento: Entre 20°C y 60°C

Humedad (sin condensación):
- En funcionamiento: Entre 20% y 80%
- Almacenamiento: Entre 20% y 60 %

SOPORTE DE STARVR
EE. UU.: Service.pa@starvr.com
EUROPA: Service.emea@starvr.com
CHINA: Service.cn@starvr.com
TAIWÁN: Service.tw@starvr.com

SITIO WEB DE STARVR
VISÍTENOS: https://www.starvr.com/
PARA DESARROLLADORES: https://www.starvr-developer.com/

COPYRIGHT Y MARCAS COMERCIALES
© 2017 STARVR Corporation. Todos los derechos reservados.
Versión 1.0 publicada en noviembre de 2017.
El logotipo de STARVR™ es una marca comercial o marca comercial registrada de Starbreeze VR AB.
Todo el uso está debidamente autorizado mediante licencia.

TM

STARVR

ES

DECLARACIÓN DE CONFORMIDAD

STARVR CORPORATION
25F, 88, Sec. 1, Xintai 5th Rd. Xizhi,
New Taipei City, Taiwán

Nosotros,

STARVR CORPORATION
25F, 88, Sec. 1, Xintai 5th Rd. Xizhi, New Taipei City, Taiwán
Persona de contacto: Mr. Eric Lin, correo electrónico: Eric.Lin@starvr.com

Y

Acer Italy s.r.l
Via Lepetit, 40, 20020 Lainate (MI) Italia
Tel.: +39-02-939-921, fax: +39-02 9399-2913
www.acer.it

Producto:	Controlador
Nombre comercial:	StarVR
Número de modelo:	C702
Número SKU:	SW500

Por medio de la presente, STARVR CORPORATION, bajo su sola responsabilidad, que el producto descrito anteriormente cumple con la legislación relevante sobre armonización de la Unión Europea: Directive 2014/53/EU on Radio Equipment, RoHS Directive 2011/65/EU. Se han aplicado los siguientes estándares armonizados y/u otros estándares relevantes:

☒ Electromagnetic compatibility (Directive 2014/30/EU)

☒ EN 55032:2015	☒ EN 55024: 2010+A1:2015	☐ EN 301 489-7 V1.3.1
☒ EN 61000-3-2:2014 Class D	☒ EN 301 489-1 V2.2.0	☒ EN 301 489-17 V3.2.0
☒ EN 61000-3-3:2013	☐ EN 301 489-3 V1.6.1	☐ EN 301 489-24 V1.5.1

☒ Radio frequency spectrum usage (Directive 2014/53/EU)

☒ EN 300 328 V2.1.1	☐ EN 300 440-2 V1.4.1	☐ EN 301 908-1 V11.1.1
☐ EN 302 291-1 V1.1.1	☐ EN 301 511 V9.0.2	☐ EN 301 908-2 V6.2.1
☐ EN 302 291-2 V1.1.1	☐ EN 301 893 V2.1.0	☐ EN 301 908-13 V6.2.1
☒ EN 300 440 V2.1.1		

☒ Healthy and Safety (Directive 2014/35/EU)

☒ EN 60950-1:2006/A11:2009/A1:2010/A12:2011/A2:2013		☐ EN 50360: 2001/A1: 2012
☐ EN 62209-1:2006	☐ EN 62311:2008	☐ EN 50566:2013
☐ EN 62209-2:2010	☒ EN 62479:2010	

☒ RoHS (Directive 2011/65/EU)

☒ EN 50581:2012

A continuación se indican la frecuencia de servicio y la potencia de radiofrecuencia:
2402-2480MHz < 10 dBm

Año para empezar a colocar el marcado CE: 2018.

5/20/2018

Eric Lin
STARVR CORPORATION

Fecha

ES

STARVR CORPORATION
25F, 88, Sec. 1, Xintai 5th Rd. Xizhi,
New Taipei City, Taiwán

Comisión Federal de Comunicaciones
Declaración de Conformidad

Este dispositivo cumple con la parte 15 de las normas de la FCC. Su funcionamiento está sujeto a las dos condiciones siguientes: (1) Este dispositivo no puede causar interferencias perjudiciales y (2) este dispositivo debe aceptar todas las interferencias que reciba, incluidas las interferencias que pueden afectar su funcionamiento normal. El siguiente fabricante/importador local es responsable de esta declaración:

ES

Producto:	Controladores
Nombre comercial:	StarVR
Número de modelo:	C702
Número SKU:	SW500
Nombre de la parte responsable:	Acer America Corporation
Dirección de la parte responsable:	333 West San Carlos St., Suite 1500 San José, CA 95110, EE. UU.
Persona de contacto:	Representante de Acer
N.º de Tel.:	1-254-298-4000
N.º de Fax:	1-254-298-4147
20.05.18	

同梱されているもの?

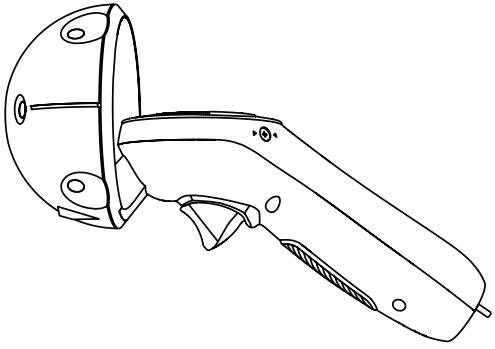

コントローラー

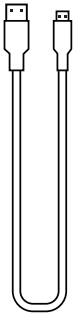

1 x 1M USB - Micro USB
タイプ A ケーブル

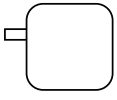

電源アダプター
(PA-1100-25 または ADP-10HW A)

1×ストラップ ホルダー

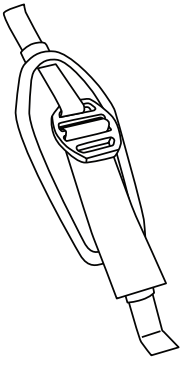

ハンド ストラップ

JA

コントローラーの充電

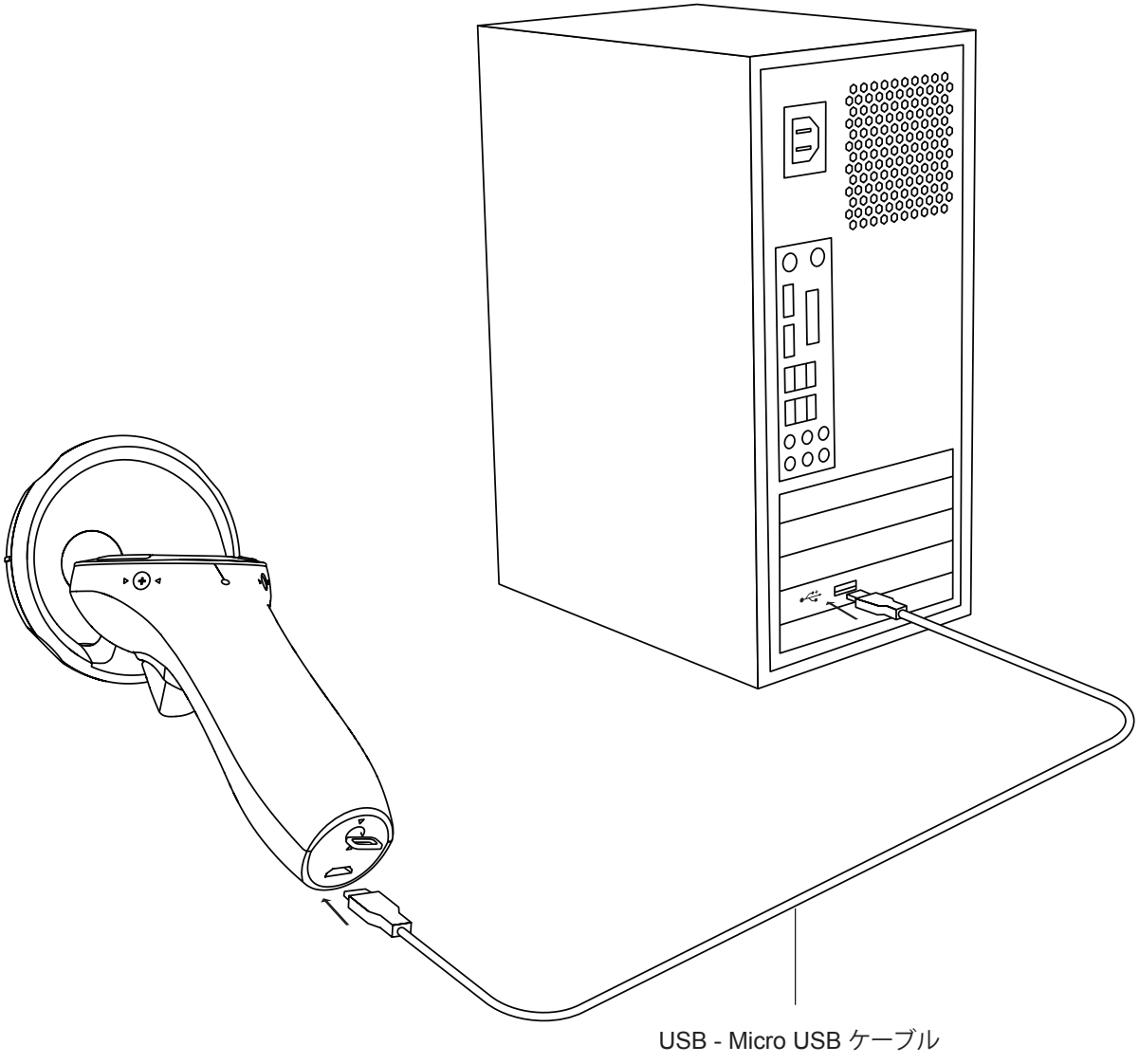

JA

ストラップ ホルダーの取り付け

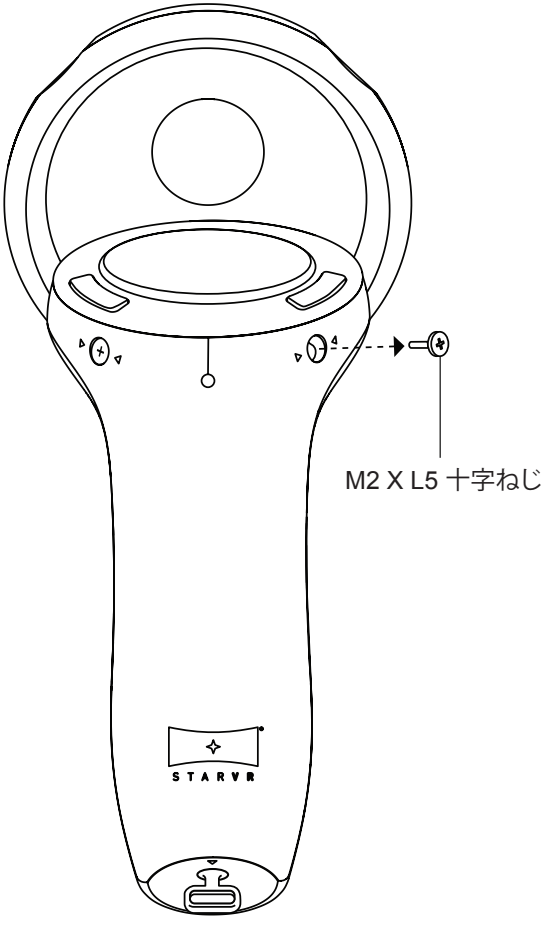

1. 上面のねじを緩めます
（左利き用は左ねじ）

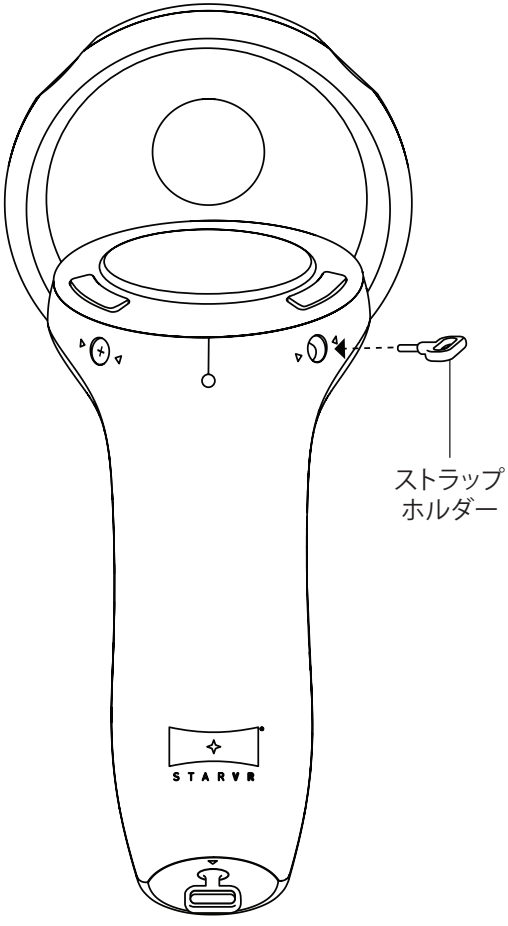

2. ストラップ ホルダーをねじ込みます
（左利き用は左穴）

JA

ハンド ストラップの取り付け

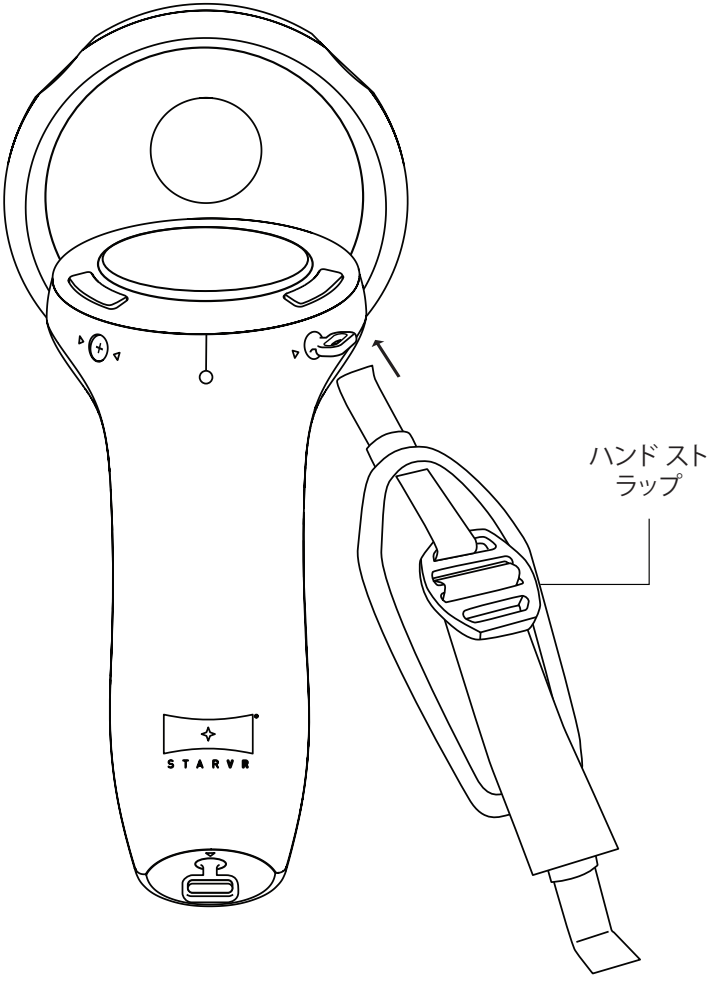

1

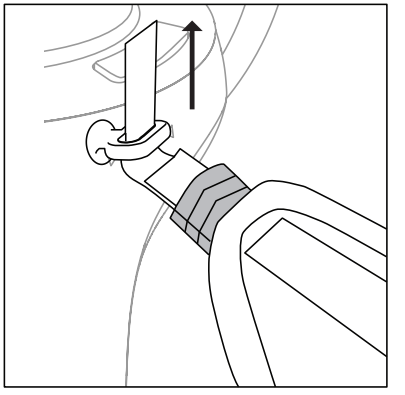

2

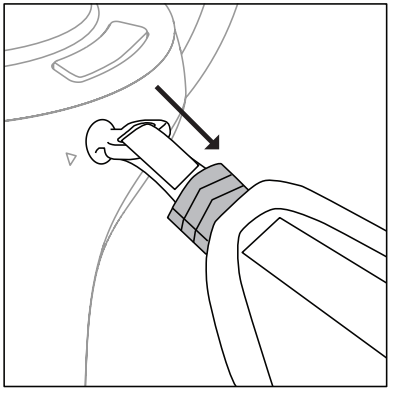

3

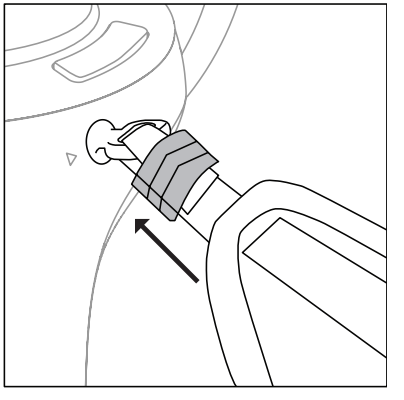

3. 上面ホルダーにストラップを挿入し、
ステップ 1、2、3 に従いストラップを固定します。

JA

ハンド ストラップの取り付け

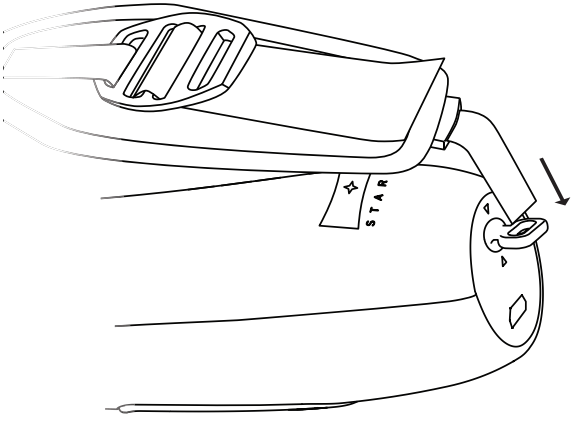

1

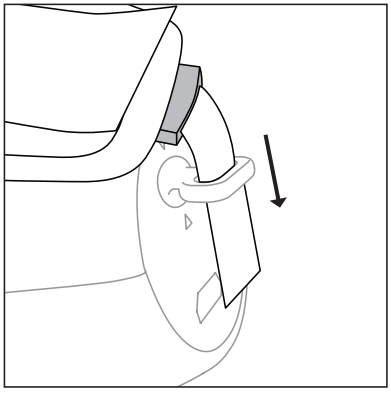

2

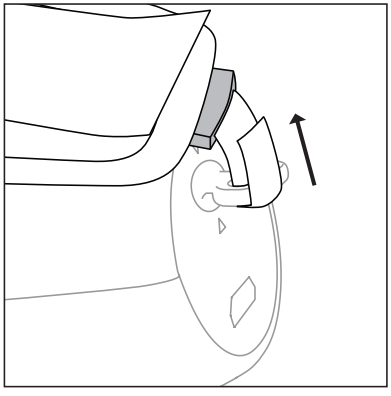

3

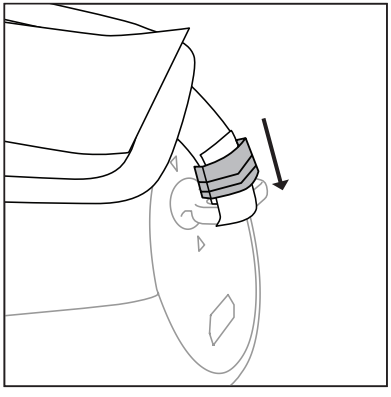

4. 底部のホルダーにストラップを挿入し、
ステップ 1、2、3 に従いストラップを固定します。

JA

温度：
- 操作時：5°C ～ 40°C
- ストレージ：20°C ～ 60°C
湿度 (結露しないこと)：
- 操作時：20% ～ 80%
- ストレージ：20% ～ 60 %

STARVR サポート
アメリカ合衆国：Service.pa@starvr.com
ヨーロッパ：Service.emea@starvr.com
中国：Service.cn@starvr.com
台湾：Service.tw@starvr.com

STARVR ウェブサイト
当社のサイト：https://www.starvr.com/ をご覧ください
開発者向けサイト：https://www.starvr-developer.com/

著作権と商標
© 2017 STARVR Corporation.転載禁止。
バージョン 1.0 は、2017 年 11 月に発行されました。
STARVR™ ロゴは Starbreeze VR AB の登録商標または商標です。
ライセンスによって、すべての使用が正当に許可されています。

TM

JA

適合宣言

STARVR CORPORATION
25F, 88, Sec.1, Xintai 5th Rd. Xizhi,
New Taipei City, Taiwan

当社、

STARVR CORPORATION
25F, 88, Sec.1, Xintai 5th Rd. Xizhi, New Taipei City, Taiwan
担当者： エリック リン氏、E メール：Eric.Lin@starvr.com

および、

Acer Italy s.r.l.
Via Lepetit, 40, 20020 Lainate (MI) Italy
電話：+39-02-939-921 、ファックス： +39-02 9399-2913
www.acer.it

製品：	コントローラー
商標：	StarVR
モデル番号：	C702
SKU 番号：	SW500

当社、STARVR CORPORATION はこの記載により、当社単独の責任において上記の製品が関連する欧州規格高調波規制に準拠することを宣言します：Directive 2014/53/EU on Radio Equipment, RoHS Directive 2011/65/EU. 次の高調波規格、および/またはその他の関連規格が適用されています：

☒ Electromagnetic compatibility (Directive 2014/30/EU)

☒ EN 55032:2015
☒ EN 61000-3-2:2014 Class D
☒ EN 61000-3-3:2013
☒ EN 55024: 2010+A1:2015
☒ EN 301 489-1 V2.2.0
☐ EN 301 489-3 V1.6.1
☐ EN 301 489-7 V1.3.1
☒ EN 301 489-17 V3.2.0
☐ EN 301 489-24 V1.5.1

☒ Radio frequency spectrum usage (Directive 2014/53/EU)

☒ EN 300 328 V2.1.1
☐ EN 302 291-1 V1.1.1
☐ EN 302 291-2 V1.1.1
☒ EN 300 440 V2.1.1
☐ EN 300 440-2 V1.4.1
☐ EN 301 511 V9.0.2
☐ EN 301 893 V2.1.0
☐ EN 301 908-1 V11.1.1
☐ EN 301 908-2 V6.2.1
☐ EN 301 908-13 V6.2.1

☒ Healthy and Safety (Directive 2014/35/EU)

☒ EN 60950-1:2006/A11:2009/A1:2010/A12:2011/A2:2013
☐ EN 62209-1:2006
☐ EN 62209-2:2010
☐ EN 62311:2008
☒ EN 62479:2010
☐ EN 50360: 2001/A1: 2012
☐ EN 50566:2013

☒ RoHS (Directive 2011/65/EU)

☒ EN 50581:2012

運転周波数およびラジオ周波数出力は、以下に記載される通りです：
2402-2480MHz < 10 dBm

CEマーキングの貼付開始年：2018 年。

Eric Lin
STARVR CORPORATION

2018 年 5 月 20 日
日付

JA

STARVR CORPORATION
25F, 88, Sec.1, Xintai 5th Rd. Xizhi,
New Taipei City, Taiwan

連邦通信委員会
適合宣言

このデバイスは、FCC 規則のパート 15 に準拠しています。運転には以下の 2 つの条件が適用されます：(1) 本装置が有害な干渉を生じないこと、そして、(2) 本装置は機器の誤作動の原因となる干渉を含み、あらゆる干渉を許容できる必要があります。次の地元製造業者/輸入業者は、これを宣言する責任があります：

製品：	コントローラー
商標：	StarVR
モデル番号：	C702
SKU 番号：	SW500
責任者の名前：	Acer America Corporation
責任者の住所：	333 West San Carlos St., Suite 1500 San Jose, CA 95110, U. S. A.
担当者：	Acer 代表者
電話番号：	1-254-298-4000
ファックス番号：	1-254-298-4147
2018 年 5 月 20 日	

JA

상자의 내용물?

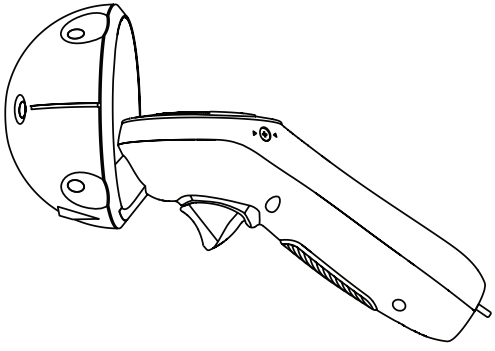

컨트롤러

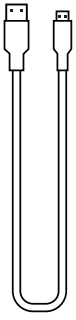

1개의 1M길이 USB - Micro USB
유형-A 케이블

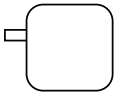

전원 어댑터
(PA-1100-25 또는 ADP-10HW A)

스트랩 홀더 1개

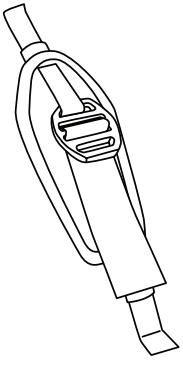

핸드 스트랩

KO

컨트롤러 충전

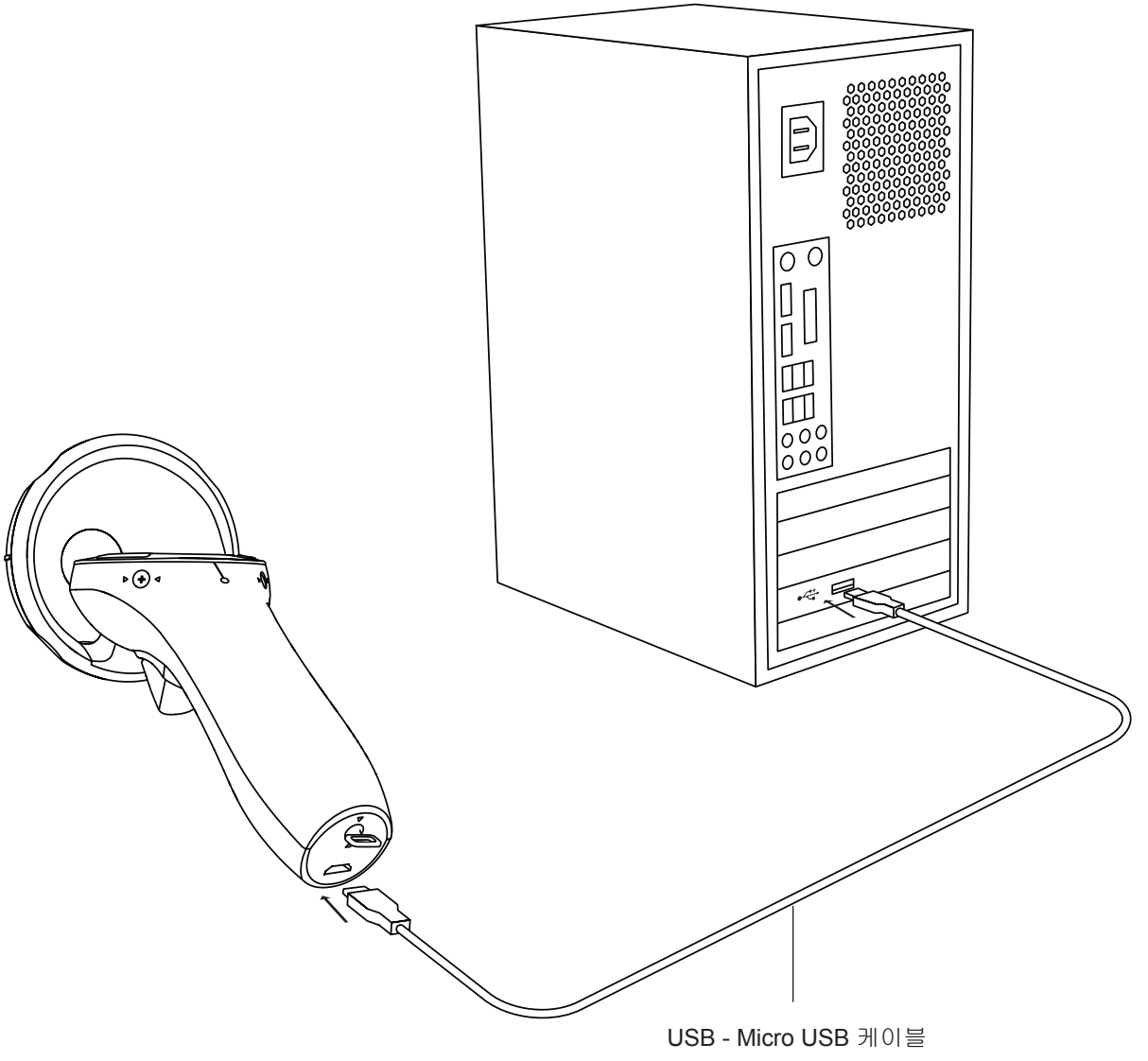

KO

스트랩 홀더 부착

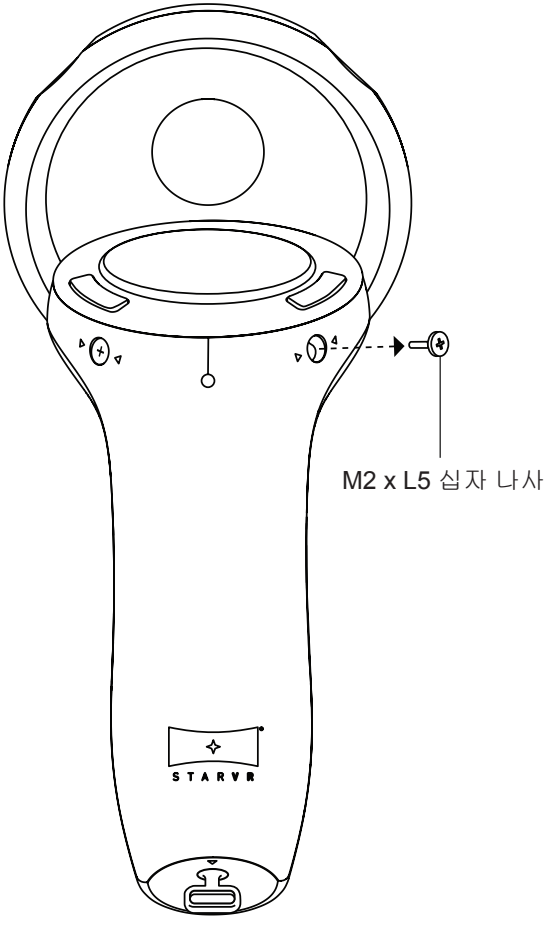

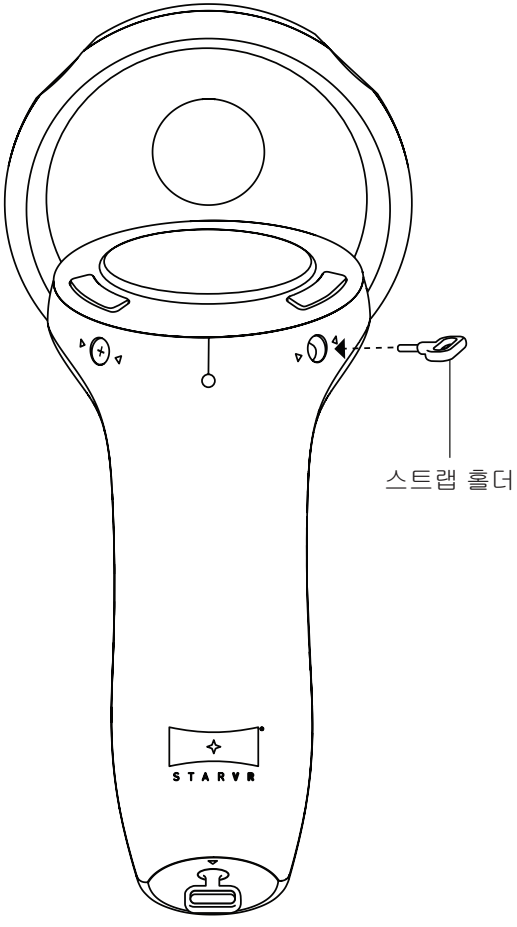

1. 상단 나사를 풉니다
(왼손잡이인 경우 왼쪽 나사)

2. 스트랩 홀더를 돌려서 끼웁니다
(왼손잡이인 경우 왼쪽 구멍)

KO

핸드 스트랩 부착

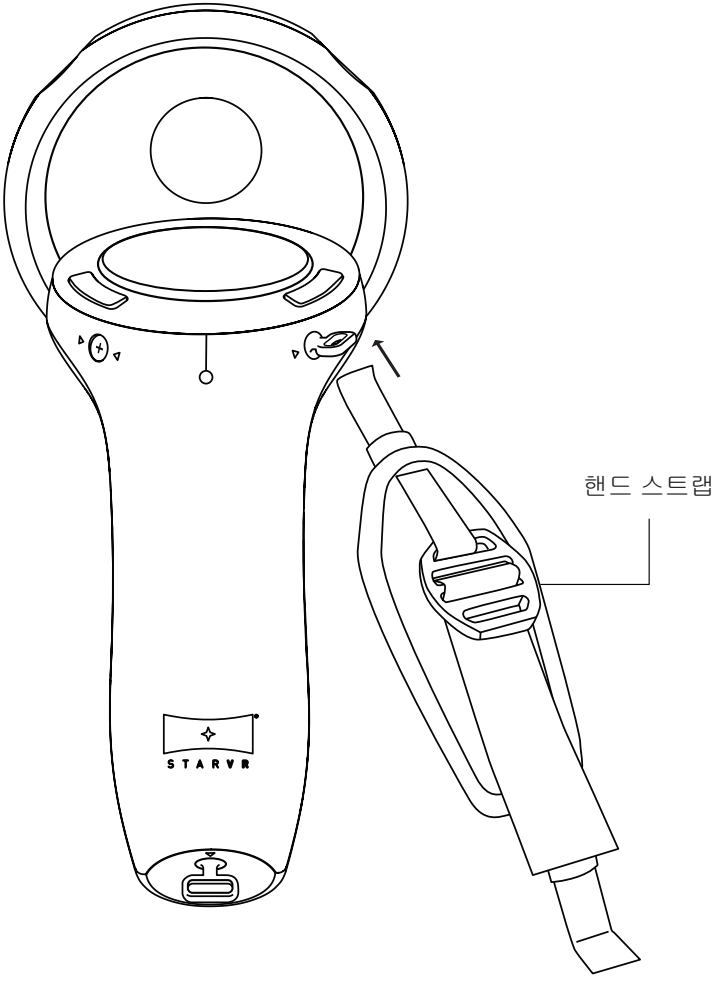

1

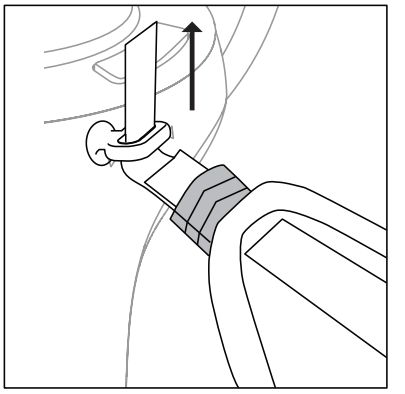

2

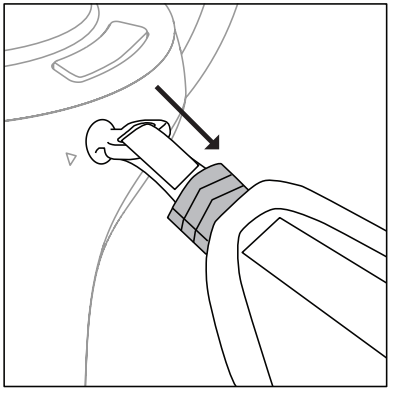

3

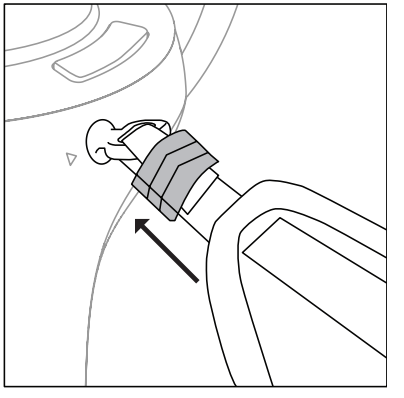

3. 상단 홀더에 스트랩을 끼우고 단계 1, 2, 3에 따라 스트랩을 고정합니다.

KO

핸드 스트랩 부착

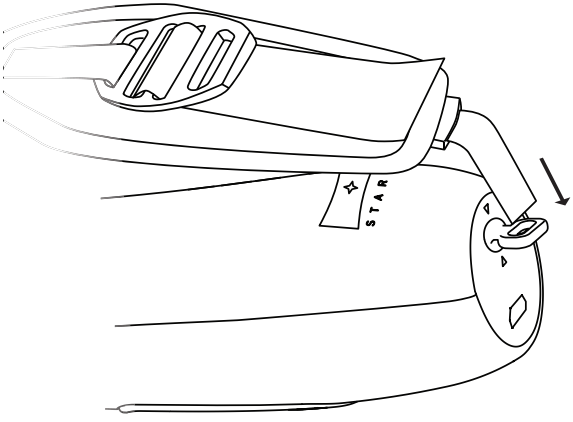

4. 하단 홀더에 스트랩을 끼우고 단계 1, 2, 3에 따라 스트랩을 고정합니다.

1

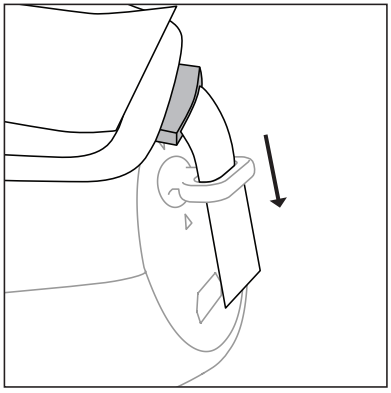

2

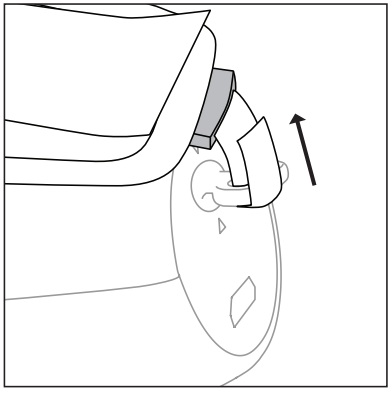

3

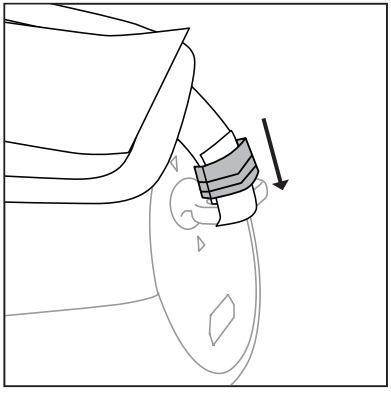

KO

당해 무선설비는 운용 중 전파혼신 가능성이 있음

온도:
- 작동: 5°C ~ 40°C
- 보관: 20°C ~ 60°C
습도 (비응축):
- 작동: 20% ~ 80%
- 보관: 20% ~ 60 %

STARVR 지원
미국: Service.pa@starvr.com
유럽: Service.emea@starvr.com
중국: Service.cn@starvr.com
대만: Service.tw@starvr.com

STARVR 웹사이트
당사 방문: https://www.starvr.com/
개발자의 경우: https://www.starvr-developer.com/

저작권 및 상표
© 2017 STARVR Corporation. 모든 권리 보유.
버전 1.0 2017년 11월 발행.
STARVR™ 로고는 Starbreeze VR AB의 등록 상표 또는 상표입니다.
모든 사용은 라이센스를 통해 허가를 받아야 합니다.

TM

S T A R **V R**

KO

적합성 선언서

STARVR CORPORATION
25F, 88, Sec. 1, Xintai 5th Rd. Xizhi,
New Taipei City, Taiwan

당사,

STARVR CORPORATION
25F, 88, Sec. 1, Xintai 5th Rd. Xizhi, New Taipei City, Taiwan
담당자: Mr. Eric Lin, 이메일: Eric.Lin@starvr.com

및,

Acer Italy s.r.l.
Via Lepetit, 40, 20020 Lainate (MI) Italy
전화: +39-02-939-921, 팩스: +39-02 9399-2913
www.acer.it

제품:	컨트롤러
상표명:	StarVR
모델 번호:	C702
SKU 번호:	SW500

당사, STARVR CORPORATION은 위에 설명되어 있는 제품이 관련된 연합 법률을 준수함을 당사의 책임 하에 선언합니다: Directive 2014/53/EU on Radio Equipment, RoHS Directive 2011/65/EU. 다음 표준 및/또는 기타 관련 표준이 적용되었습니다:

☒ Electromagnetic compatibility (Directive 2014/30/EU)

☒ EN 55032:2015	☒ EN 55024: 2010+A1:2015	☐ EN 301 489-7 V1.3.1
☒ EN 61000-3-2:2014 Class D	☒ EN 301 489-1 V2.2.0	☒ EN 301 489-17 V3.2.0
☒ EN 61000-3-3:2013	☐ EN 301 489-3 V1.6.1	☐ EN 301 489-24 V1.5.1

☒ Radio frequency spectrum usage (Directive 2014/53/EU)

☒ EN 300 328 V2.1.1	☐ EN 300 440-2 V1.4.1	☐ EN 301 908-1 V11.1.1
☐ EN 302 291-1 V1.1.1	☐ EN 301 511 V9.0.2	☐ EN 301 908-2 V6.2.1
☐ EN 302 291-2 V1.1.1	☐ EN 301 893 V2.1.0	☐ EN 301 908-13 V6.2.1
☒ EN 300 440 V2.1.1		

☒ Healthy and Safety (Directive 2014/35/EU)

☒ EN 60950-1:2006/A11:2009/A1:2010/A12:2011/A2:2013		☐ EN 50360: 2001/A1: 2012
☐ EN 62209-1:2006	☐ EN 62311:2008	☐ EN 50566:2013
☐ EN 62209-2:2010	☒ EN 62479:2010	

☒ RoHS (Directive 2011/65/EU)

☒ EN 50581:2012

작동 주파수 및 라디오 주파수 전력이 아래에 나열되어 있습니다:
2402-2480MHz < 10 dBm

CE 마크 부착을 시작하는 해: 2018.

Eric Lin
STARVR CORPORATION

5/20/2018
날짜

KO

STARVR CORPORATION
25F, 88, Sec. 1, Xintai 5th Rd. Xizhi,
New Taipei City, Taiwan

미국 연방통신위원회
적합성 선언서

이 장치는 FCC 규정의 파트 15를 준수합니다. 이 장치를 작동하는 데 다음 두 가지 조건이 적용됩니다: (1) 이 장치는 장애 간섭을 일으키지 않습니다. (2) 이 장치는 예기치 않은 작동을 유발할 수 있는 간섭을 비롯하여, 외부에서 오는 간섭을 받아들입니다. 다음과 같은 현지 제조업체/수입업체가 이 선언에 책임을 집니다:

제품:	컨트롤러
상표명:	StarVR
모델 번호:	C702
SKU 번호:	SW500
책임 당사자의 이름:	Acer 미국 법인
책임 당사자의 주소:	333 West San Carlos St., Suite 1500 San Jose, CA 95110, U. S. A.
담당자:	Acer 대표
전화 번호:	1-254-298-4000
팩스 번호:	1-254-298-4147
2018년 5월 20일	

KO

內容物

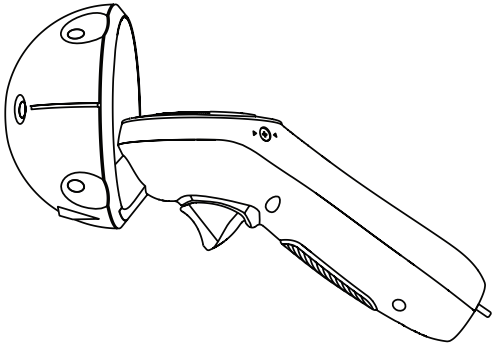

動作控制器
(需搭配 StarVR 頭戴式顯示器使用)

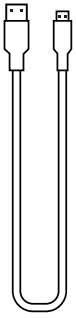

1 公尺 USB 轉 Micro USB
Type-A 傳輸線 x 1

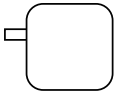

電源轉接器
(PA-1100-25 或 ADP-10HW A)

腕帶固定器 x 1

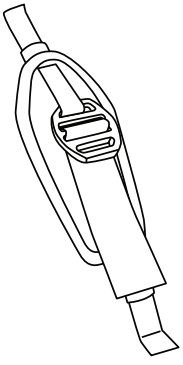

腕帶

TC

為動作控制器充電

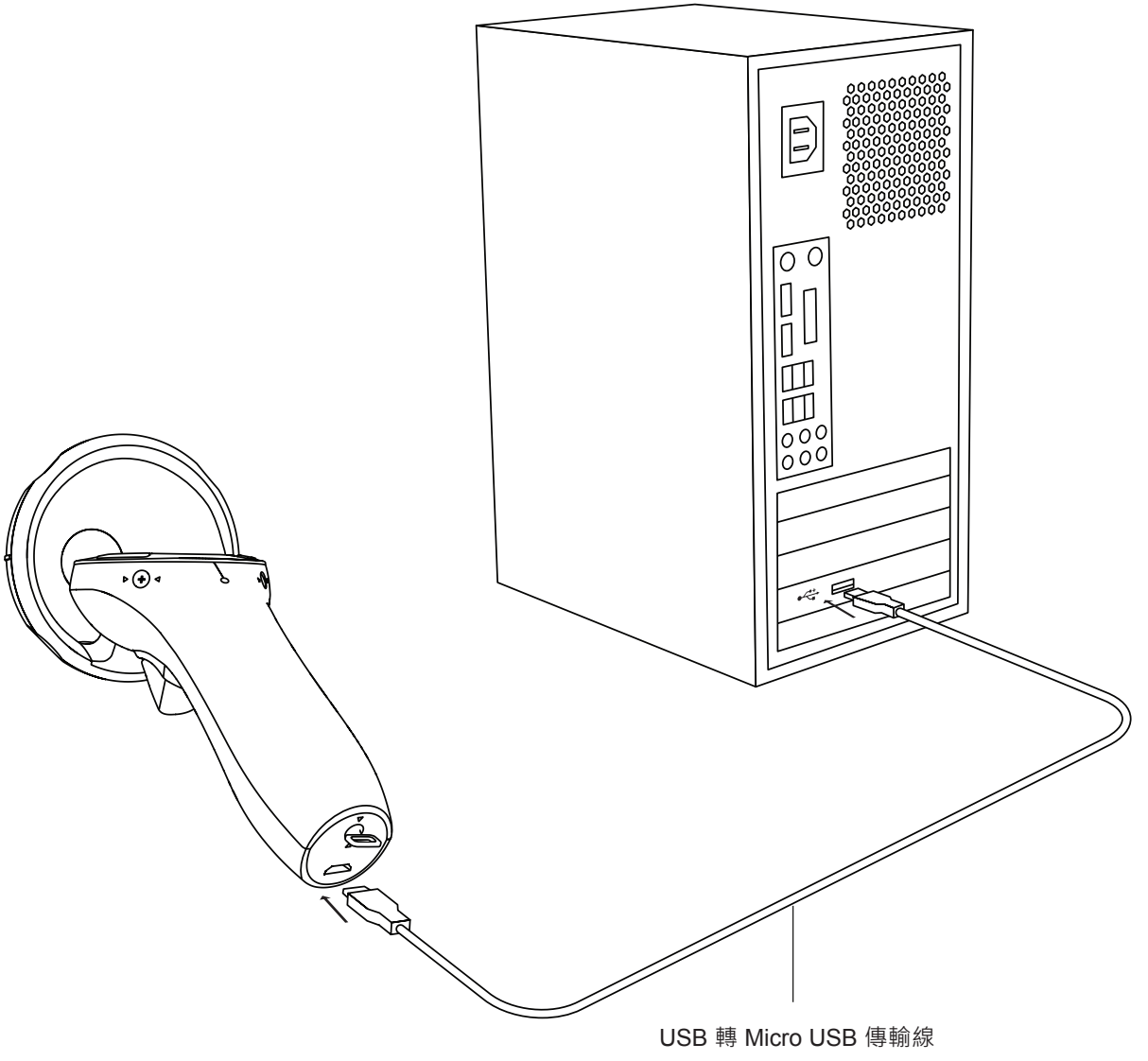

TC

裝上腕帶固定器

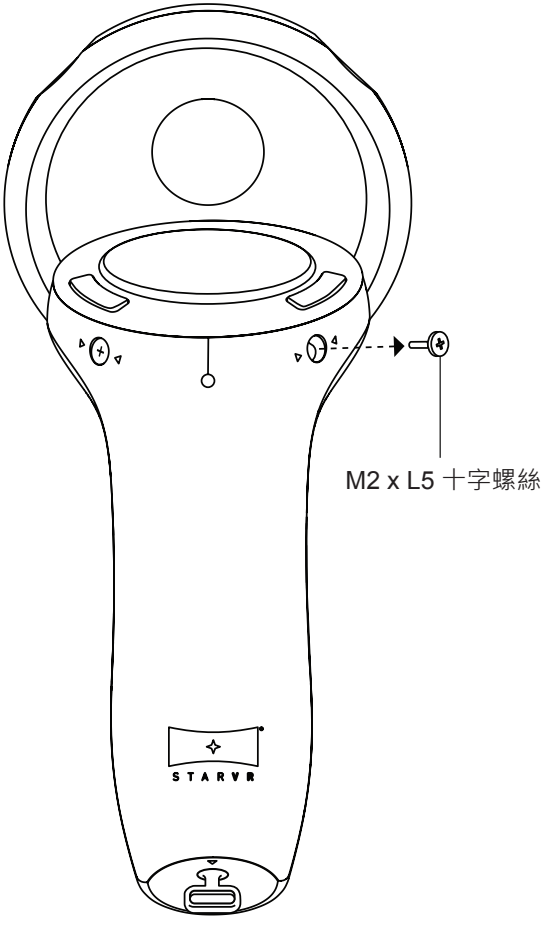

1. 卸下頂端螺絲
（慣用左手者適用左邊螺絲）

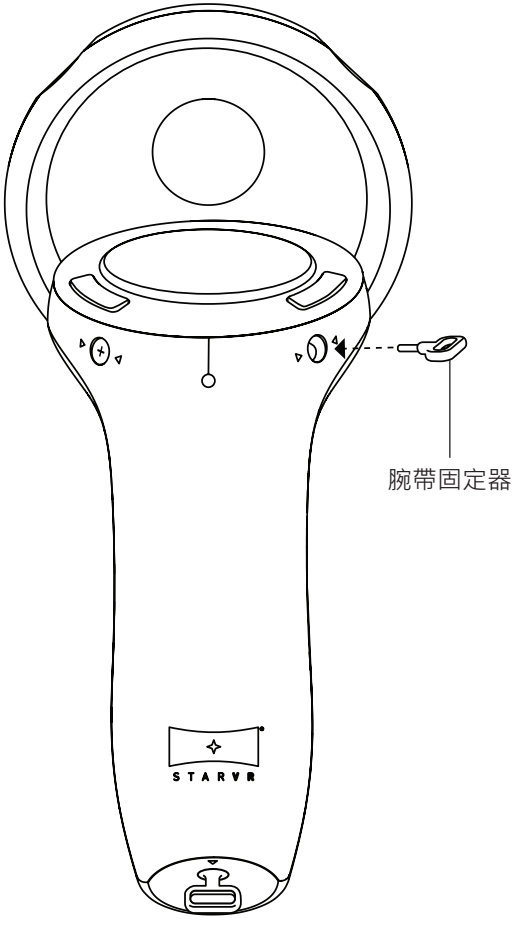

2. 旋入腕帶固定器
（慣用左手者適用左邊的孔）

TC

繫上腕帶

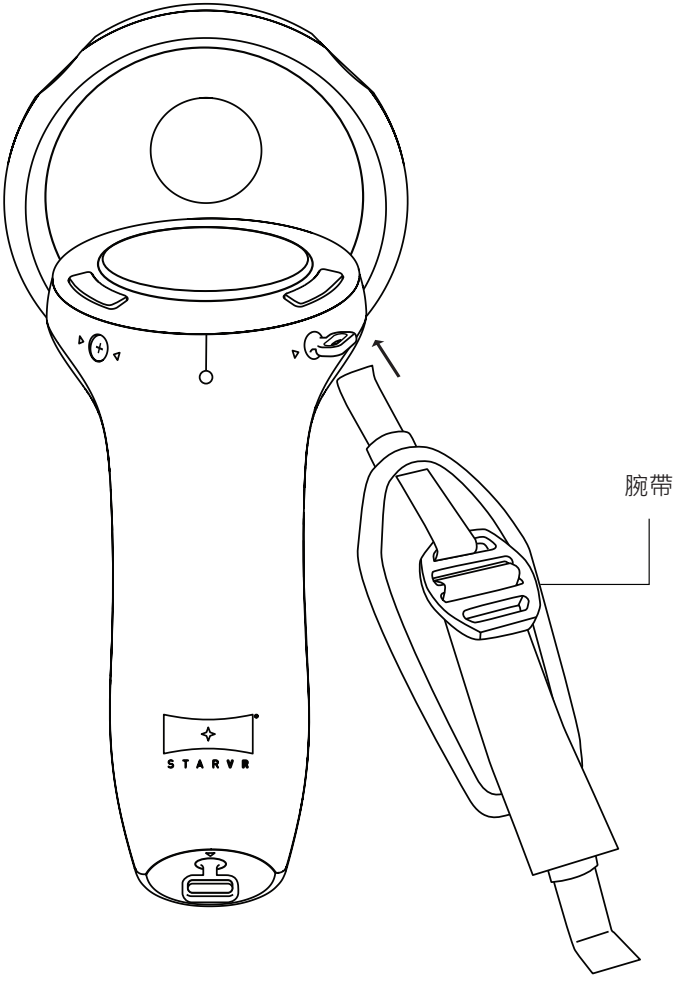

1

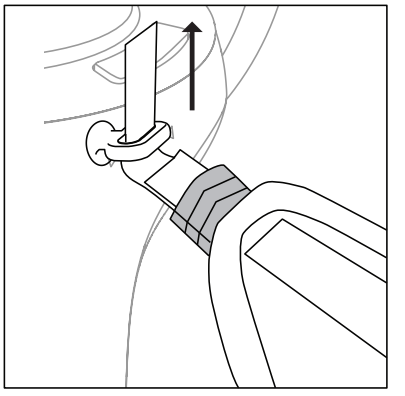

2

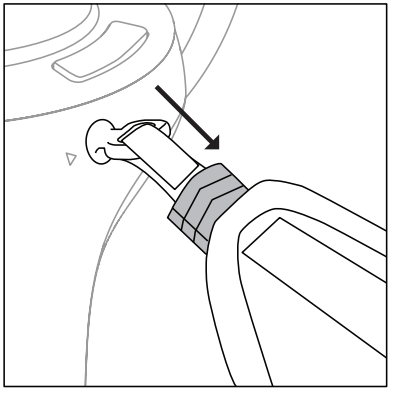

3

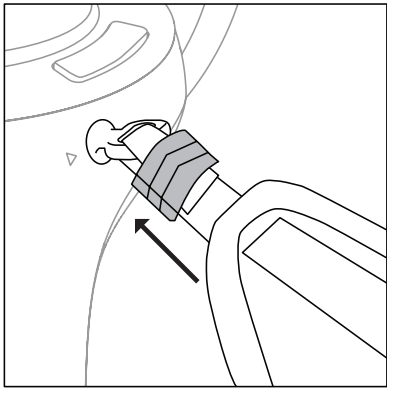

3. 將腕帶插入上方的固定器，然後按照步驟 1、2、3 將腕帶繫上。

TC

繫上腕帶

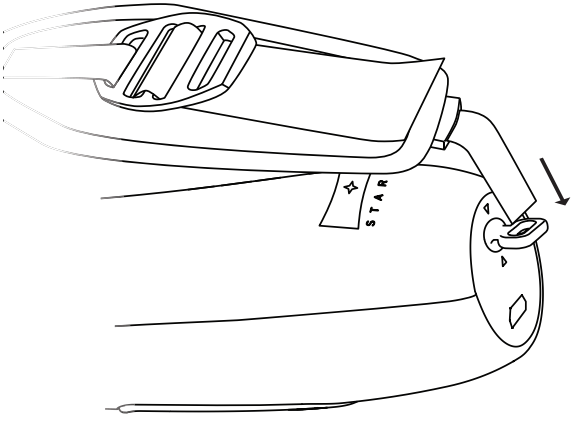

4. 將腕帶插入下方的固定器，然後按照步驟 1、2、3 將腕帶繫上。

1

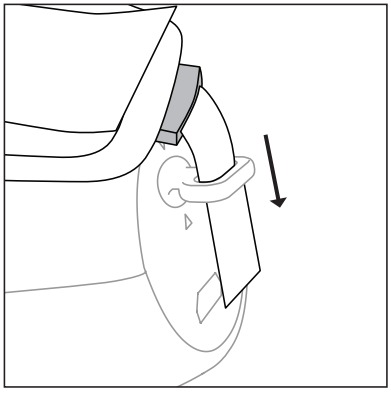

2

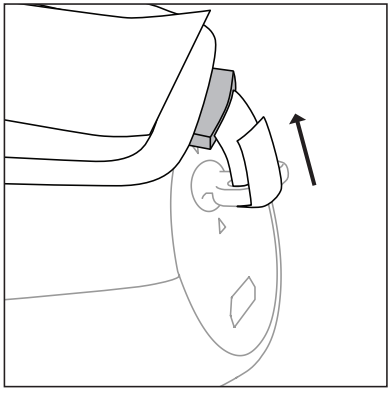

3

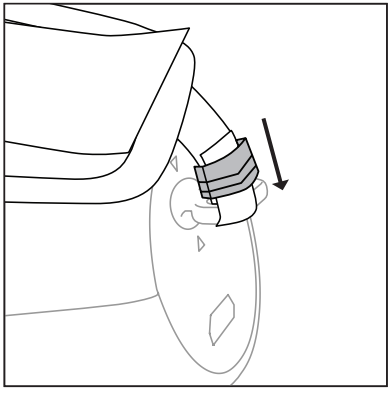

TC

第十二條
經型式認證合格之低功率射頻電機，非經許可，公司、商號或使用者均不得擅自變更頻率、加大功率或變更原設計之特性及功能。

第十四條
低功率射頻電機之使用不得影響飛航安全及干擾合法通信；經發現有干擾現象時，應立即停用，並改善至無干擾時方得繼續使用。
前項合法通信，指依電信法規定作業之無線通信。
低功率射頻電機須忍受合法通信或工業、科學及醫療用電波輻射性電機設備之干擾。

減少電磁波，請妥適使用

警語：“使用過度恐傷害視力”

注意事項：
1. 本產品設置人員應具備相關專業知識。
2. 使用 30 分鐘請休息 10 分鐘。
3. 未滿 2 歲幼兒不看螢幕，2 歲以上每天看螢幕不要超過 1 小時。

依據中華民國國家標準CNS15663第五節「含有標示」之規定，列出本產品可能含有之「限用物質含有情況標示」

設備名稱：動作控制器 Equipment name				型號（型式）：C702 Type designation (Type)		
單元 Unit	限用物質及其化學符號 (Restricted substances and its chemical symbols)					
	鉛 Lead (Pb)	汞 Mercury (Hg)	鎘 Cadmium (Cd)	六價鉻 Hexavalent chromium (Cr+6)	多溴聯苯 Polybrominated biphenyls (PBB)	多溴二苯醚 Polybrominated diphenyl ethers (PBDE)
金屬機構件	—	○	○	○	○	○
塑料機構件	○	○	○	○	○	○
電路板組件	—	○	○	○	○	○
電源線/其他線材	—	○	○	○	○	○
變壓器	—	○	○	○	○	○

備考1.〝○〞係指該項限用物質之百分比含量未超出百分比含量基準值。
Note 1: “○” indicates that the percentage content of the restricted substance does not exceed the percentage of reference value of presence.
備考2.〝—〞係指該項限用物質為排除項目。
Note 2: The “—” indicates that the restricted substance corresponds to the exemption.

TC

溫度：
- 操作中：5°C 至 40°C
- 儲存：20°C 至 60°C
溼度（非冷凝狀態）：
- 操作中：20% 至 80%
- 儲存：20% 至 60 %

STARVR 支援
美國：Service.pa@starvr.com
歐洲：Service.emea@starvr.com
中國：Service.cn@starvr.com
臺灣：Service.tw@starvr.com

STARVR 網站
造訪網站：https://www.starvr.com/
給開發人員：https://www.starvr-developer.com/

版權與商標
© 2017 STARVR Corporation。版權所有。
2017 年 11 月發行 1.0 版本。
STARVR™ 標誌是 Starbreeze VR AB 的註冊商標或商標。
所有使用皆已授權。

TM

S T A R **V R**

TC

符合聲明

STARVR CORPORATION
台灣新北市汐止新台五路一段
88 號 25 樓

立約人

STARVR CORPORATION
台灣新北市汐止新台五路一段 88 號 25 樓
聯絡人：Eric Lin 先生，電子郵件：Eric.Lin@starvr.com

協同立約人

Acer Italy s.r.l.
Via Lepetit, 40, 20020 Lainate (MI) Italy
電話：+39-02-939-921，傳真：+39-02 9399-2913
www.acer.it

產品名稱：	動作控制器
商標名稱：	StarVR
產品型號：	C702
SKU 編號：	SW500

本公司 STARVR CORPORATION 在此承擔唯一責任，聲明以下產品遵守相關歐盟協調法規：Directive 2014/53/EU on Radio Equipment, RoHS Directive 2011/65/EU. 適用於以下協調標準與（或）其他相關標準：

☒ Electromagnetic compatibility (Directive 2014/30/EU)

☒ EN 55032:2015	☒ EN 55024: 2010+A1:2015	☐ EN 301 489-7 V1.3.1
☒ EN 61000-3-2:2014 Class D	☒ EN 301 489-1 V2.2.0	☒ EN 301 489-17 V3.2.0
☒ EN 61000-3-3:2013	☐ EN 301 489-3 V1.6.1	☐ EN 301 489-24 V1.5.1

☒ Radio frequency spectrum usage (Directive 2014/53/EU)

☒ EN 300 328 V2.1.1	☐ EN 300 440-2 V1.4.1	☐ EN 301 908-1 V11.1.1
☐ EN 302 291-1 V1.1.1	☐ EN 301 511 V9.0.2	☐ EN 301 908-2 V6.2.1
☐ EN 302 291-2 V1.1.1	☐ EN 301 893 V2.1.0	☐ EN 301 908-13 V6.2.1
☒ EN 300 440 V2.1.1		

☒ Healthy and Safety (Directive 2014/35/EU)

☒ EN 60950-1:2006/A11:2009/A1:2010/A12:2011/A2:2013		☐ EN 50360: 2001/A1: 2012
☐ EN 62209-1:2006	☐ EN 62311:2008	☐ EN 50566:2013
☐ EN 62209-2:2010	☒ EN 62479:2010	

☒ RoHS (Directive 2011/65/EU)

☒ EN 50581:2012

操作頻率與無線電頻率功率如下所列：
2402-2480MHz < 10 dBm

2018 年貼上 CE 標誌。
貼上 CE 標誌的年份：2018 年。

2018 年 5 月 20 日

Eric Lin
STARVR CORPORATION

日期

TC

STARVR CORPORATION
台灣新北市汐止新台五路一段
88 號 25 樓

聯邦通訊委員會
符合聲明

本產品符合 FCC 條例第 15 節限制。操作時，請遵循下列兩項條件：(1) 本產品不得產生傷害性干擾，且 (2) 本產品必須接受任何接收到的干擾訊號，包括可能導致非預期操作的干擾。為本聲明擔負責任的本地製造商/進口商如下：

產品名稱：	動作控制器
商標名稱：	StarVR
產品型號：	C702
SKU 編號：	SW500
負責方名稱：	Acer America Corporation
負責方地址：	333 West San Carlos St., Suite 1500 San Jose, CA 95110, U. S. A.
聯絡人：	Acer 代表人員
電話號碼：	1-254-298-4000
傳真號碼：	1-254-298-4147
2018 年 5 月 20 日	

TC

包装箱中物品

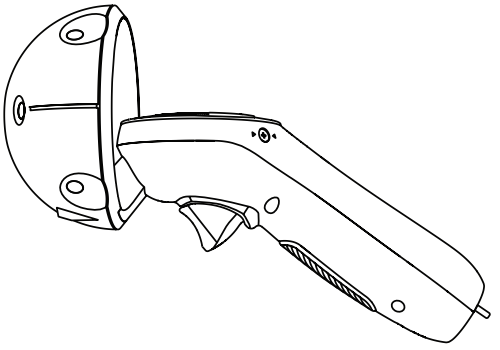

控制器

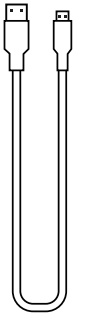

1 米 USB 至 Micro USB
Type-A 传输线 x 1

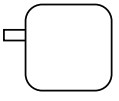

电源适配器
(PA-1100-25 或 ADP-10HW A)

手带支架 x 1

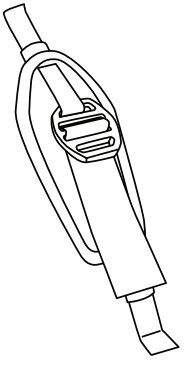

手带

SC

对接口充电

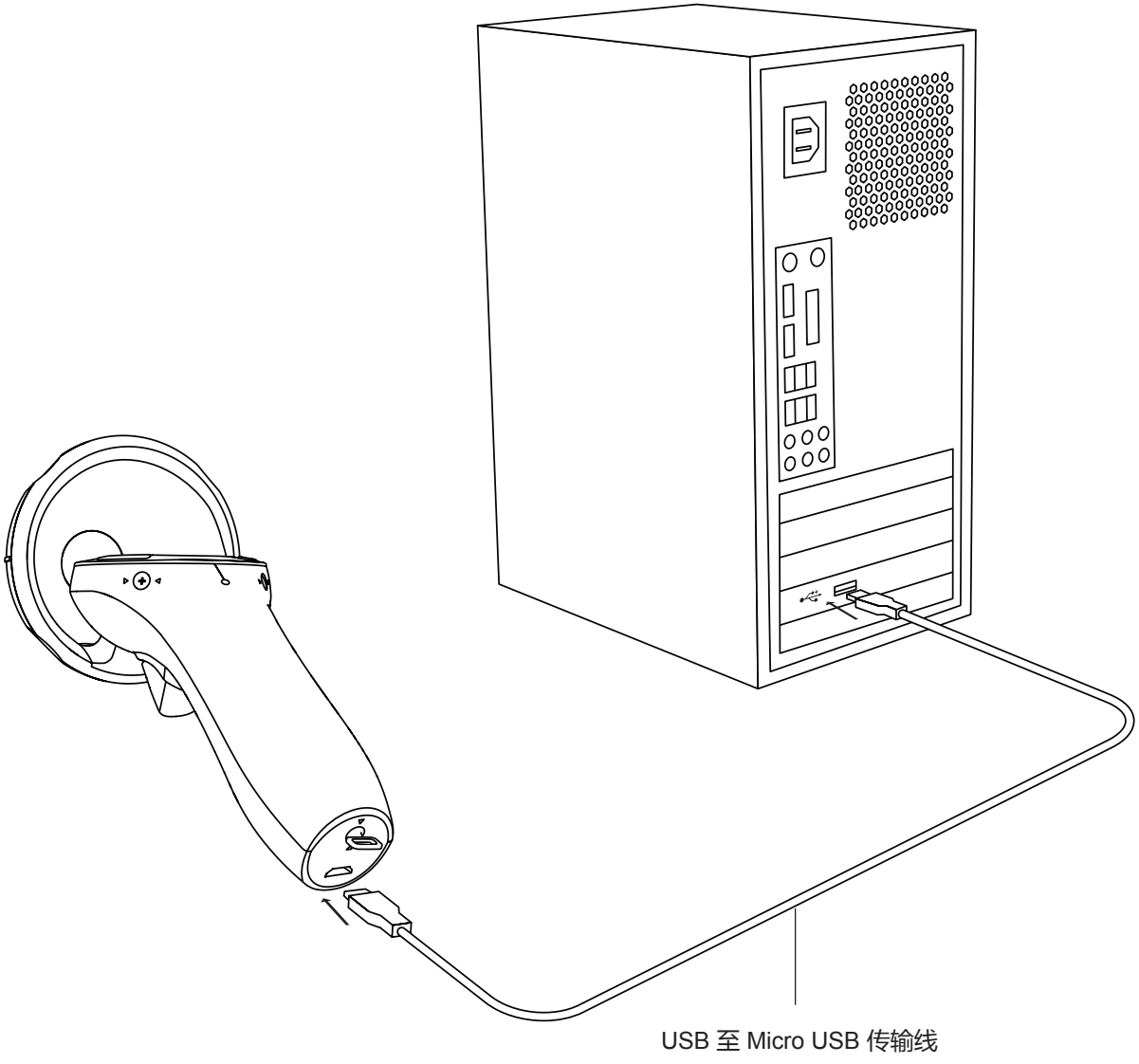

SC

连接手带支架

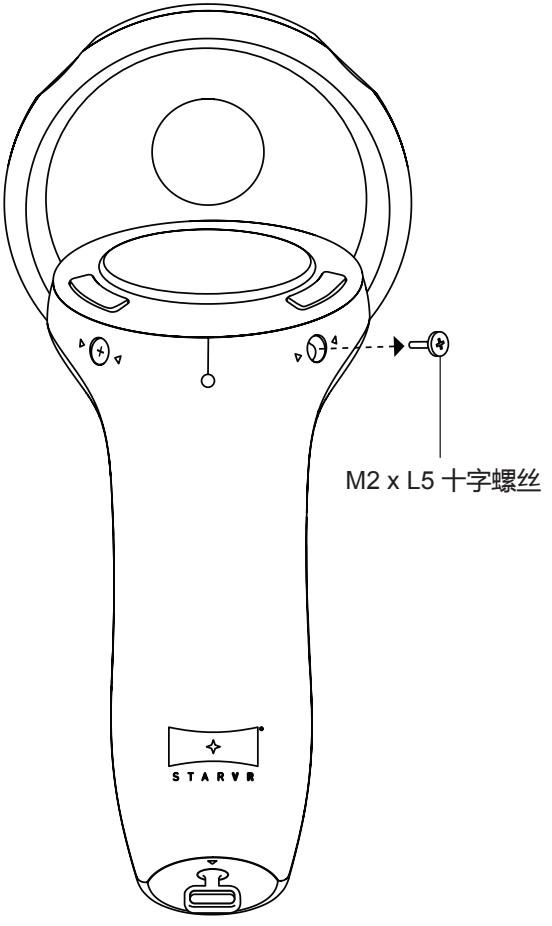

1. 松开顶部螺丝
（左侧螺丝适用于左撇子）

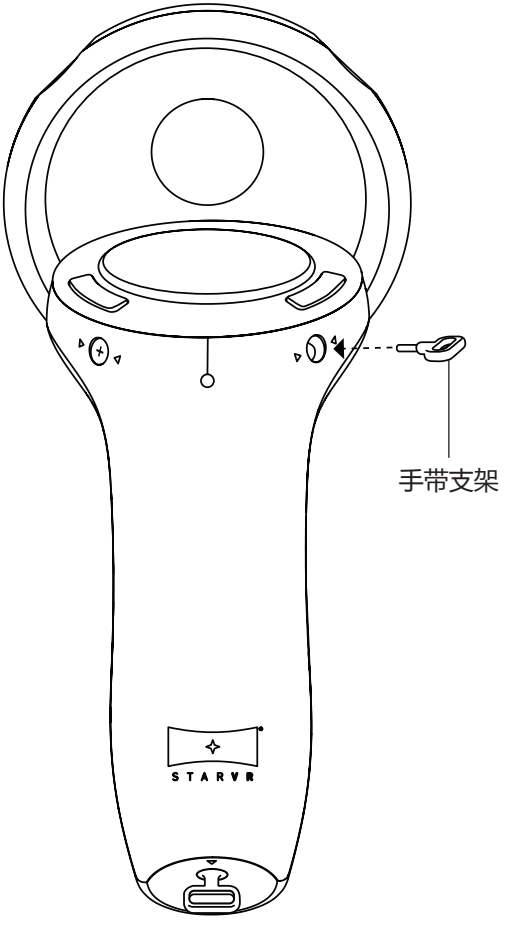

2. 拧入手带支架
（左孔适用于左撇子）

SC

连接手带

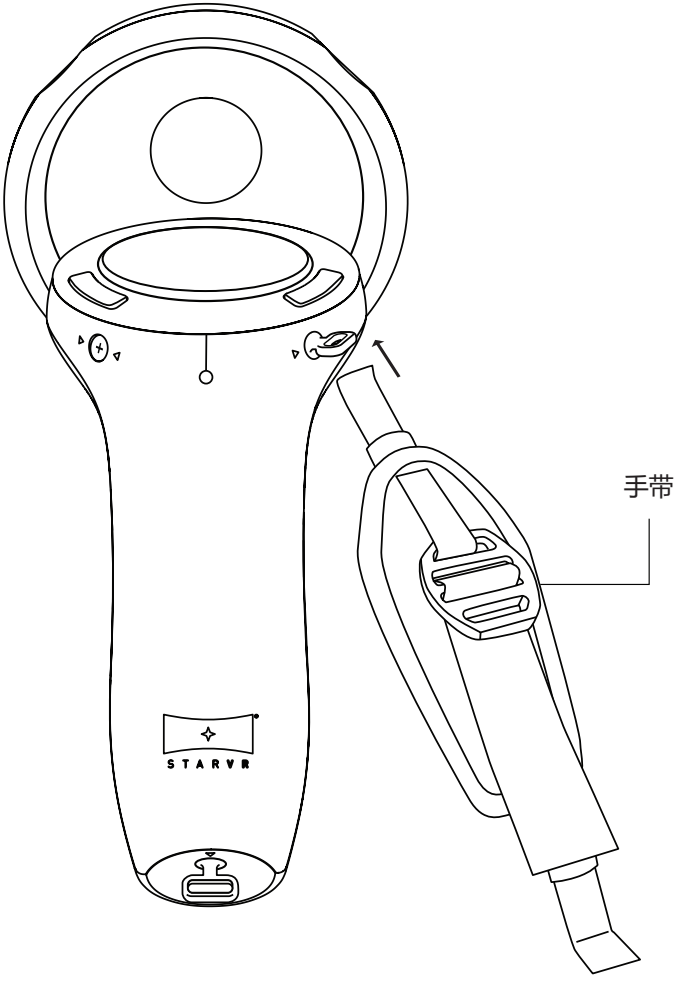

1

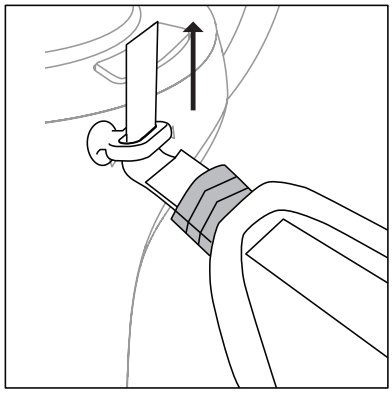

2

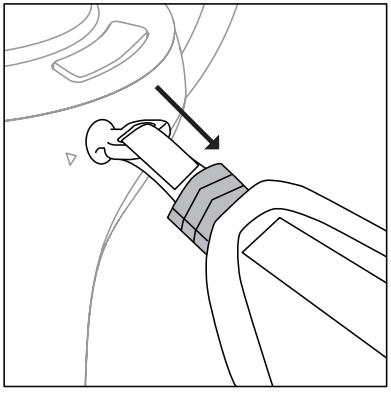

3

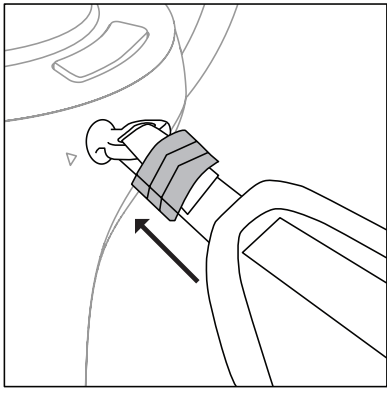

3. 将手带插入顶部的支架中，
并按步骤 1、2、3 固定手带。

SC

连接手带

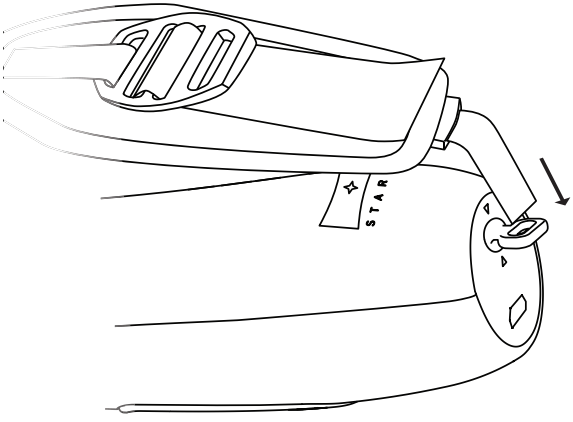

1

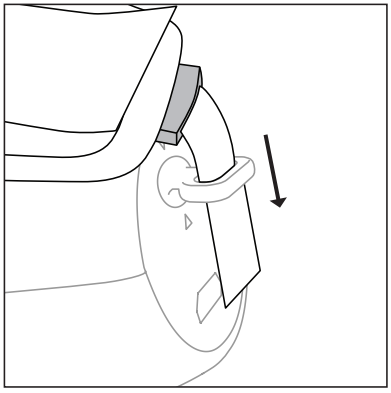

2

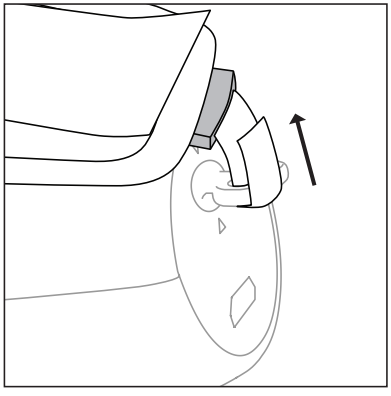

3

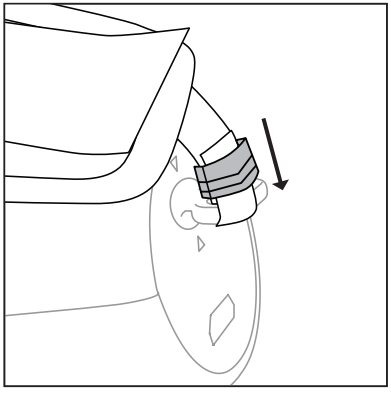

4. 将手带插入底部的支架中，
并按步骤 1、2、3 固定手带。

SC

温度：
- 操作时：5°C 至 40°C
- 贮存：20°C 至 60°C
湿度（非冷凝）：
- 操作时：20 至 80%
- 贮存：20 至 60 %

STARVR 支持
美国： Service.pa@starvr.com
欧洲： Service.emea@starvr.com
中国： Service.cn@starvr.com
台湾： Service.tw@starvr.com

STARVR 网站
访问我们： https://www.starvr.com/
对于开发人员： https://www.starvr-developer.com/

版权和商标
© 2017 STARVR Corporation。 保留所有权利。
版本 1.0 于 2017 年 11 月发布。
STARVR™ 标志是 Starbreeze VR AB 的注册商标或商标。
所有使用已通过许可证获得授权。

TM

S T A R **V R**

SC

符合性声明

STARVR CORPORATION
台湾新北市汐止区
新台五路一段 88 号 25 楼

我们，
STARVR CORPORATION
台湾新北市汐止区新台五路一段 88 号 25 楼
联系人：Mr. Eric Lin，电子邮件：Eric.Lin@starvr.com
以及，
Acer Italy s.r.l.
Via Lepetit, 40, 20020 Lainate (MI) Italy
电话： +39-02-939-921，传真： +39-02 9399-2913
www.acer.it

产品：	控制器
商号名称：	StarVR
型号：	C702
SKU 号：	SW500

我们，STARVR CORPORATION，在此声明上述产品符合相关联盟统一法规：已应用以下统一标准和/或其它相关标准：

☒ Electromagnetic compatibility (Directive 2014/30/EU)

☒ EN 55032:2015
☒ EN 61000-3-2:2014 Class D
☒ EN 61000-3-3:2013
☒ EN 55024: 2010+A1:2015
☒ EN 301 489-1 V2.2.0
☐ EN 301 489-3 V1.6.1
☐ EN 301 489-7 V1.3.1
☒ EN 301 489-17 V3.2.0
☐ EN 301 489-24 V1.5.1

☒ Radio frequency spectrum usage (Directive 2014/53/EU)

☒ EN 300 328 V2.1.1
☐ EN 302 291-1 V1.1.1
☐ EN 302 291-2 V1.1.1
☒ EN 300 440 V2.1.1
☐ EN 300 440-2 V1.4.1
☐ EN 301 511 V9.0.2
☐ EN 301 893 V2.1.0
☐ EN 301 908-1 V11.1.1
☐ EN 301 908-2 V6.2.1
☐ EN 301 908-13 V6.2.1

☒ Healthy and Safety (Directive 2014/35/EU)

☒ EN 60950-1:2006/A11:2009/A1:2010/A12:2011/A2:2013
☐ EN 62209-1:2006
☐ EN 62209-2:2010
☐ EN 62311:2008
☒ EN 62479:2010
☐ EN 50360: 2001/A1: 2012
☐ EN 50566:2013

☒ RoHS (Directive 2011/65/EU)

☒ EN 50581:2012

工作频率和射频功率列示如下：
2402-2480MHz < 10 dBm

开始标注 CE 标记年份： 2018.

Eric Lin
STARVR CORPORATION

5/20/2018
日期

SC

STARVR CORPORATION
台湾新北市汐止区
新台五路一段 88 号 25 楼

美国联邦通信委员会
合规性声明

本设备符合 FCC 规则之第 15 部分。使用本设备应符合以下两个条件：(1) 本设备不会造成有害干扰；(2) 本设备可以承受所收到的任何干扰，包括导致不正常运行的干扰。以下本地制造商/进口商对本声明承担责任：

产品：	控制器
商号名称：	StarVR
型号：	C702
SKU 号：	SW500
责任方名称：	Acer America Corporation
责任方地址：	333 West San Carlos St., Suite 1500 San Jose, CA 95110, U. S. A.
联系人：	Acer 代表
电话编号：	1-254-298-4000
传真编号：	1-254-298-4147
2018 年 5 月 20 日	

SC

starvr.com

STARVR®