version:1.0

TRANSTEK

User Manual

Body Fat Analyzer GBF-2008-B3

- Thank you very much for selecting the Transtek Body Fat Analyzer GBF-2008-B3.
- Please do read the user manual carefully and thoroughly so as to ensure the safe usage of this product, and keep the manual well for further reference in case you have problems.

ZHONGSHAN TRANSTEK ELECTRONICS CO., LTD
No.23,Jin'an Road, Minzhong, Zhongshan, 528441, Guangdong, China
TEL:86-760-88282982 www.transtek.cn

Table of Contents

Safety Information
Safety and Usage Information 2
Tips 3
Overview
Device Components 4
List 4
LED Display 5
Initial Start-Up
General Instructions 6
Insert the Batteries 6
Install App and Pair-up 7
Select Measurement Unit 8
Start Measuring
Daily Measurement 8
Manage Your Health
Data Transmission 9
Troubleshooting
Error Prompt 10
When Measuring 10
When Data Transmitting... 12
Specifications 13
Maintenance 14
Warranty 14
FCC Regulations 15
Appendix
Warning 16
EMC Guidance 17

❤ Safety and Usage Information

The warning signs and symbols are essential to ensure your correct and safe use of this product and protect you and others from injury. Please kindly find the meanings of the warning signs and symbols, which you may encounter in the label and user manual, as follows:

	Symbol for “THE OPERATION GUIDE MUST BE READ”		Symbol for “MANUFACTURER”
	Symbol for “RECYCLE”		Caution: These notes must be abserved to prevent any damage to the device.
	Symbol for “TYPE BF APPLIED PARTS”	CE	Symbol for “COMPLIES WITH EU REQUIREMENTS”
SN	Symbol for “SERIAL NUMBER”		Symbol for “ENVIRONMENT PROTECTION – Waste electrical products should not be disposed of with household waste. Please recycle where facilities exist. Check with your local authority or retailer for recycling advice”
	Symbol for “DIRECT CURRENT”		
	Symbol for “MANUFACTURE DATE”		

⚠ CAUTION

The Body Fat Analyzer GBF-2008-B3 offers you a seamless way to manage your health. Please be aware that this device is designed for adults’ self-measuring and self-monitoring body fat level. Any information provided by this device is in no way meant to treat, cure or prevent any disease or illness from happening. This device should not be used by anyone who is acutely or chronically ill, suffering from a disease or taking medications that affect your water levels. The accuracy of readings for these patients has not been verified. Specific medical advice should be obtained from a physician.

Before diet and exercise, you must first find a professional medical guide.

The body fat analyzer is equipped with data transmission function. It may emit electromagnetic energy so as to perform its intended function. Nearby portable and mobile RF communications equipment can affect the performance of the device .

Portable and mobile RF communications equipment can affect the measuring accuracy of the body fat analyzer.

Kindly note that the use of accessories, transducers or cables other than those specified, with the exception of transducers and cables sold by the manufacturer as replacement parts for internal components, may result in increased EMISSIONS or decreased IMMUNITY of the device.

Be aware that misuse of electrical equipments can cause electric shock, burns, fire and other hazards. Please do not use the device in flammable gas environment.

Warning that the body fat analyzer should not be used adjacent to or stacked with other equipment.

Manufacturer will make available on request circuit diagrams, component parts list,etc.

WARNING:No modifications of this equipment is allowed.

During using the analyzer, the patient will contact with the upper surface and the electrode of the Analyzer. The upper surface of the analyzer is type BF Applied part.

The device doesn’t need to be calibrated in five years lifetime.

Do not touch the output of batteries when using the analyzer.

The patient is an intended operator. The patient can perform all the operations in the manual, such as measurement, data transmitting, changing batteries.

INDICATIONS FOR USE

- The Transtek Body Fat Analyzer measures weight and uses bio-electrical impedance analysis(BIA) technology to estimate body fat in generally healthy children 10-17 years old and healthy adults.
- It is intended for use in the domestic setting only.

CONTRAINDICATIONS

1. This device is contraindicated for any female subject who may be suspected of, or is pregnant. Besides provided inaccurate readings, the affects of this device on the fetus are unknown.
2. This device is contraindicated for any person who is connected to a wearable or implantable electronic device or instrument such as a pacemaker or defibrillator.

❤ Your Scale and Its Environment

To ensure your safety as well as the service life of your scale, please avoid using the scale under the following circumstances:

- Slippery floor such as tile floor
- Jumping onto the platform immediately after bath or with wet feet
- Near a microwave oven

Avoid storage in the following locations:

- Where there is water
- Where the device may be exposed to extreme temperatures, humidity, moisture, direct sunlight, dust, or salt air
- Where there is risk of shock or drop
- Where you store chemicals or full of corrosive gases
- Where in reach of the infants or children, otherwise there is a risk of swallowing batteries.

❤ Efficient Use of Your Scale

To ensure the accuracy of measurement, please follow below instructions when you start measurement.

- Place the scale on a flat, hard surface. Soft surface such as carpet will affect the performance of the scale.
- Step onto the platform with bare feet. Stand still and keep full contact with the scale until the measurement is complete.
- Start measurement at least two hours after Getting up or Dinning.
- Avoid measurement immediately after strenuous exercise, sauna or bath, drinking, and dining.
- Always start measurement in the same time slot and on the same scale located on the same flat, hard surface.
- This device is not intended for use in an oxygen rich environment.

❤ Device Components

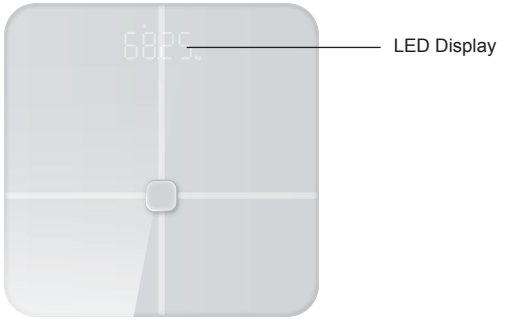

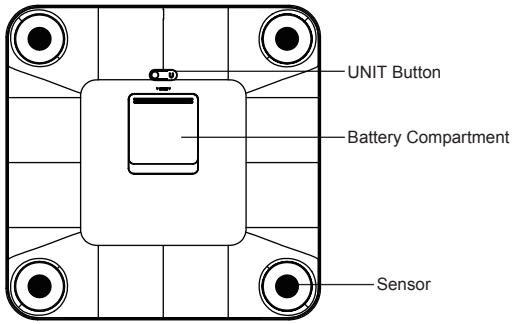

❤ List

1. Body Fat Analyzer GBF-2008-B3
2. Four AAA-size Batteries (1.5V per each)
3. User Manual

❤ LED Display

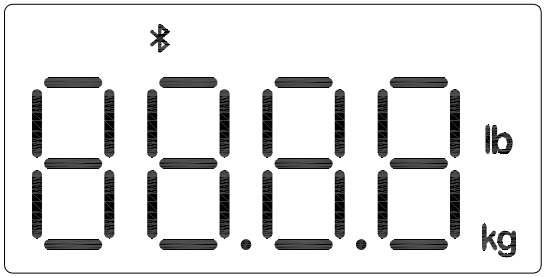

lb	Pound	✱	Bluetooth Connection Indication
kg	Kilogram		

❤ General Instructions

Transtek Body Fat Analyzer GBF-2008-B3 applies BIA (Bio-impedance Analysis) technology. A small amount of weak current flows through the human body so as to detect the bio-impedance and estimate body fat. The electrical current is small and may not be felt.

This BIA technology is cheap, safe, non-invasive, toxic-free and harmless. It also possesses the characteristics of simple operation and abundant information.

The current mentioned above is less than 0.5mA. However, please be aware that anyone with an wearable or implantable medical electronic instrument, such as a pacemaker, must avoid using this device.

The intended use of this device is for healthy children 10-17 years old and healthy adults.

❤ Insert the Batteries

- Open the battery door in the back of the scale.
- Insert the batteries (4 x 1.5V AAA) into the battery compartment according to the polarity indications marked inside the compartment.

  * All digits will be shown on the LED.

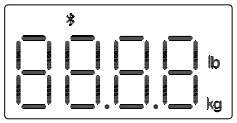

- Close the battery door and wait until the digits “0.00kg” are shown on the LED.

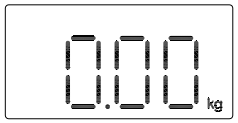

⚠ CAUTION

- When the symbol “Lo” first appears, the device can only weigh 10 times and then power off. Then you shall replace with a new set of batteries. Please replace all four batteries at the same time. Do NOT mix the old batteries with the new one.
- Worn batteries are hazardous waste. Do NOT dispose of them together with the household garbage.
- Please refer to the local ordinances and recycling instructions regarding disposal of the worn batteries and scrapped device.
- If you do not intend to use this unit for a prolonged period of time, it is advisable to remove the batteries before storing.
- Do not mix alkaline, standard(carbon-zinc), or rechargeable(Ni-Cd, Ni-MH, etc) batteries.
- If you do not intend to use this unit for a prolonged period of time, it is advisable to remove the batteries before storing.
- Use the scale three times a day, and the lifetime of battery is around 6 months.

❤ Install APP and Pair-Up

With the advanced Bluetooth 5.0 technology applied, the mobile or portable equipments, which are equipped with Bluetooth function in line with BLE Technical Specifications as well as BLP Protocol established by global organization Bluetooth SIG, are capable to receive your personal health data.

Just simply install the Tuya Smart App and pair up your scale with your mobile or portable equipments. Then you may enjoy the comprehensive health solution provided by Tuya.

Note: It is only available for the device which supports Bluetooth 5.0 technology.

- For the first time, the scale will automatically enter bluetooth pairing mode.
- Turn on bluetooth and the Tuya Smart App. Make sure both are ON when pair-up is proceeding.

If SUCCEED, symbol “ ” will be shown on the LED.

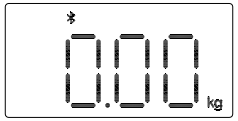

If FAIL, symbol “ ” will not be shown on the LED.

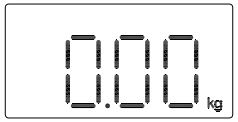

♥ Select Measurement Unit

With batteries correctly installed, press “UNIT” button in the back of the scale to select measurement unit. The default measurement unit is “kg”. You may press “UNIT” button to choose between kilogram and pound.

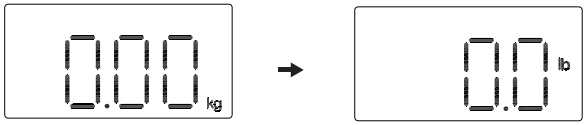

♥ Daily Measurement

- With original SENSE ON patent technology, GBF-2008-B3 will switch on as you step on the platform barefooted.
- Stand still and keep full contact with the electrodes until the LED stops blinking digits.

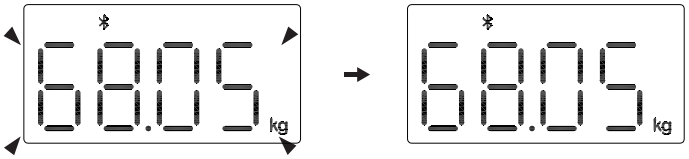

♥ Data Transmission

- With GBF-2008-B3 successfully pair-up with your smartphone, the measurement data will be transmitted to your mobile via Bluetooth.

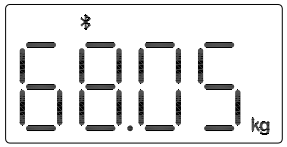

- ONLY when the measuring results are attached to a specific User ID will it be transmitted to your mobile after measurement.
- The symbol ⁑ will display after successful data transmission, and you may check your personal health data stored in your smartphone.
- If the data transmission fails, the symbol ⁑ doesn’t display. The pending measurement data will be temporarily kept in the scale and transmitted to your smartphone when next measurement is complete.

⚠ CAUTION

- Interference may occur in the vicinity of equipment marked with the following symbol (((•))) . And the Analyzer may interfere vicinity electrical equipment.
- To enable the data transmission function, this product should be paired to a Bluetooth 5.0 or above end.

How to mitigate possible interference?

1. The range between the Analyzer and the Bluetooth end should be reasonably close, from 1 meter to 10 meters. Please ensure no obstacles between the Analyzer and the Bluetooth end so as to obtain quality connection.
2. To avoid interference, other electronic devices (particularly those with Bluetooth transmission / Transmitter) should be kept at least 1 meter away from the Analyzer.

♥ Error Prompt

Error	Description	Solution
- - - -	Overload.	Stop using this scale for measurement.
Lo	Low Battery.	Replace all four batteries in the same time. Please purchase the authorized batteries for replacement.

♥ When Measuring ...

Problem	Root Cause	Solution
Abnormal measuring results: - Too high; - Too low; - Huge difference between two recent measurement.	Incorrect posture	Please step on the platform barefooted and stand still.
	The device is located on the soft ground such as a carpet or on a rugged surface.	Please place the device on a flat, hard surface.

Problem	Root Cause	Solution
Abnormal measuring results: - Too high; - Too low; - Huge difference between two recent measurement.	Your feet are too dry.	Wipe your feet with a damp cloth, keeping them slightly damp when starting measurement.
No display on LED when the device powers on.	Batteries not yet installed.	Install the batteries. (Please refer to Insert the Batteries)
	Worn batteries.	Replace all four batteries at the same time. Please purchase the authorized batteries for replacement.
CANNOT proceed to analyze body fat.	Step onto the platform wearing socks or shoes.	Please keep barefooted during the measurement, and keep full contact with the electrodes as well.
	The system cannot identify the possible User ID with most similar data.	Please assign a User ID again on the APP.
The device powers off.	Low battery.	Replace all four batteries at the same time. Please purchase the authorized batteries for replacement.

❤ When Data Transmitting ...

Problem	Root Cause	Solution
Data transmission failed.	Bluetooth is OFF.	Turn ON the Bluetooth via Settings.
	The APP is OFF.	Press the icon to turn ON your APP.
	Out of range of Bluetooth transmission.	Place your smartphone closer to the scale.
	None of the user ID is assigned.	Please assign a User ID on the APP.

About the Accuracy of This Product

- This product passes strict inspection before delivery and therefore its accuracy is guaranteed by the manufacturer. Please refer to the above table for the descriptions on accuracy.
- This product is specially designed for body fat analysis as well as weight measurement. It should NOT be used by anyone during the process of transaction for verification of goods' weight.

❤ Specifications

Product Name	Body Fat Analyzer (GBF-2008-B3)
Dimension	Scale: 300x300x27.6mm (Approximately)
Net Weight	Approximately 1.678kg (Including the dry cells)
Display	Digital LED
Measurement Unit	Pound / Kilogram
Measurement Range	11lb to 397lb / 5kg to 180kg
Division	5-100kg：0.05kg / 0.2lb；100-180kg：0.1kg / 0.2lb
Accuracy	5-50: ±0.2kg; 50.05-100: ±0.3kg; 100.1-150: ±0.4kg; 150.1-180: ±0.5kg;
Working Environment	Temperature: 5℃ to 40℃ Relative Humidity: ≤90% RH Atmospheric pressure: 86kPa to 106kPa
Storage Environment	Temperature: -20℃ to 60℃ Relative Humidity: ≤90% RH Atmospheric pressure: 50kPa to 106kPa
Power Source	6V (Four AAA-size Batteries)
Auto-ON	SENSE ON technology
Auto-OFF	The scale will turn off after about 30s if there is no operation.
Accessories	1. Four AAA-size Batteries 2. User Manual
Mode of Operation	Continuous Operation
Protection Against Ingress of Water	IP21(The first number 2: Protected against solid foreign objects of 12.5 mm Φ and greater. The second number 1: Protection against vertically falling water drops.)
Software Version	V1.4
Degree of protection	Type BF applied part

❤ Maintenance

When carrying out usual maintenance, please ensure practice of the following Do's and Don'ts:

- DO use a dry soft cloth to wipe the dust.
- DO use a wet soft cloth, dipped into water and wrung out, to wipe the dirt. Then use a dry soft cloth to dry up the device.
- DON'T wash the device with water or immerse it in water.
- DON'T use propellant, abrasive or other chemicals to wipe the dirt in avoidance of discolor or malfunction.
- DON'T disassemble this device. If you have any problems, please contact Transtek. (*Please refer to Warranty for contact information*)

❤ Warranty

- Transtek warrants its products free of defects in materials and workmanship in normal use for a period of FIVE years from the date of retail purchase.
- This warranty does NOT cover damages caused by misuse or abuse, including but not limited to:

→ Failure caused by unauthorized repairs or modifications;
→ Damage caused by shock or drop during transportation;
→ Failure caused by improper operation inconsistent with the instructions stated in this user manual;
→ Malfunction or damage from failure to provide the recommended maintenance;
→ Damage caused by improper use of power supply.

- Should this device require maintenance (or replacement at our option) under warranty, please deliver the original package to ZHONGSHAN TRANSTEK ELECTRONICS CO., LTD prepaid. Please return the store receipt (with the retail purchase date) and a note with reasons to return on it as well.

ZHONGSHAN TRANSTEK ELECTRONICS CO., LTD
No.23,Jin'an Road, Minzhong, Zhongshan, 528441, Guangdong, China
Tel: 86-760-88282982
Website: http://www.transtek.cn

❤ FCC Regulations

FCC User Guide Information

Radio Frequency Interface Requirements - FCC

Note: This equipment has been tested and found to comply with the limits for a Class B digital device, pursuant to Part 15 of the FCC rules. These limits are designed to provide reasonable protection against harmful interference in a residential installation. This equipment generates, uses and can radiate radio frequency energy and, if not installed and used in accordance with the instructions, may cause harmful interference to radio communications. However there is no guarantee that interference will not occur in a particular installation. If this equipment does cause harmful interference to radio or television reception, which can be determined by turning the equipment off and on, the user is encouraged to try to correct the interference by one or more of the following measures:

- Reorient or relocate the receiving antenna;
- Increase the separation between the equipment and receiver;
- Connect the equipment into an outlet on a circuit different from that to which the receiver is connected;
- Consult the dealer or an experienced radio / TV technician for help.

Radio Transmitters (Part 15)

This device complies with Part 15 of the FCC Rules. Operation is subject to the following two conditions: (1) this device may not cause harmful interference, and (2) this device must accept any interference received, including interference that may cause undesired operation.
Changes or modifications not expressly approved by the party responsible for compliance could void the user's authority to operate the equipment.

FCC RF Exposure Guidelines

Safety Information

Reducing RF Exposure - Use Properly

Only operate the device in accordance with the instructions supplied.
This device complies with FCC radiation exposure limits set forth for an uncontrolled environment.

❤ Warning

Warning：Don't near active HF surgical equipment and the RF shielded room of an ME system for magnetic resonance imaging, where the intensity of EM disturbances is high.

Warning： Use of this equipment adjacent to or stacked with other equipment should be avoided because it could result in improper operation. If such use is necessary, this equipment and the other equipment should be observed to verify that they are operating normally.

Warning: Use of accessories, transducers and cables other than those specified or provided by the manufacturer of this equipment could result in increased electromagnetic emissions or decreased electromagnetic immunity of this equipment and result in improper operation."

Warning：Portable RF communications equipment (including peripherals such as antenna cables and external antennas) should be used no closer than 30 cm (12 inches) to any part of the equipment GBF-2008-B3, including cables specified by the manufacturer. Otherwise, degradation of the performance of this equipment could result.

❤ Warning

-- CAUTION! RISK OF EXPLOSION IF BATTERY IS REPLACED BY AN INCORRECT TYPE.
-- DISPOSE OF USED BATTERIES ACCORDING TO THE INSTRUCTIONS.

-- Disposal of a battery into fire or a hot oven, or mechanically crushing or cutting of a battery, that can result in an explosion.
-- Leaving a battery in an extremely high temperature surrounding environment that can result in an explosion or the leakage of flammable liquid or gas;
-- A battery subjected to extremely low air pressure that may result in an explosion or the leakage of flammable liquid or gas.

❤ EMC Guidance

Guidance and manufacturer's declaration -electromagnetic emissions and Immunity

Table 1

Guidance and manufacturer's declaration - electromagnetic emissions	
Emissions test	**Compliance**
RF emissions CISPR 11	Group 1
RF emissions CISPR 11	Class B
Harmonic emissions IEC 61000-3-2	Not applicable
Voltage fluctuations/ flicker emissions IEC 61000-3-3	Not applicable

Table 2

Guidance and manufacturer's declaration - electromagnetic Immunity		
Immunity Test	**IEC 60601-1-2** **Test level**	**Compliance level**
Electrostatic discharge (ESD) IEC 61000-4-2	±8 kV contact ±2 kV, ±4 kV, ±8 kV, ±15 kV air	±8 kV contact ±2 kV, ±4 kV, ±8 kV, ±15 kV air
Electrical fast transient/burst IEC 61000-4-4	Not applicable	Not applicable
Surge IEC 61000-4-5	Not applicable	Not applicable
Voltage dips, short interruptions and voltage variations on power supply input lines IEC 61000-4-11	Not applicable	Not applicable
Power frequency magnetic field	30 A/m 50Hz/60Hz	30 A/m 50Hz/60Hz
IEC 61000-4-8		
Conducted RF IEC61000-4-6	Not applicable	Not applicable
Radiated RF IEC61000-4-3	10 V/m 80 MHz – 2,7 GHz 80 % AM at 1 kHz	10 V/m 80 MHz – 2,7 GHz 80 % AM at 1 kHz
NOTE U_T is the a.c. mians voltage prior to application of the test level.		

Table 3

Guidance and manufacturer's declaration - electromagnetic Immunity							
Radiated RF IEC61000-4-3 (Test specifications for ENCLOSURE PORT IMMUNITY to RF wireless communications equipment)	**Test Frequency** (MHz)	**Band** (MHz)	**Service**	**Modulation**	**Modulation** (W)	**Distance** (m)	**IMMUNITY TEST LEVEL** (V/m)
	385	380 – 390	TETRA 400	Pulse modulation 18 Hz	1,8	0.3	27
	450	430 – 470	GMRS 460, FRS 460	FM ± 5 kHz deviation 1 kHz sine	2	0.3	28
	710 745 780	704 – 787	LTE Band 13, 17	Pulse modulation 217 Hz	0,2	0.3	9
	810 870 930	800 – 960	GSM 800/900, TETRA 800, iDEN 820, CDMA 850, LTE Band 5	Pulse modulation 18 Hz	2	0.3	28
	1720 1845 1970	1 700 – 1 990	GSM 1800; CDMA 1900; GSM 1900; DECT; LTE Band 1, 3, 4, 25; UMTS	Pulse modulation 217 Hz	2	0.3	28
	2450	2 400 – 2 570	Bluetooth, WLAN, 802.11 b/g/n, RFID 2450, LTE Band 7	Pulse modulation 217 Hz	2	0.3	28