TEST REPORT

Application No.:	FYCR2608000395AT
Applicant:	Anker Innovations Limited
Address of Applicant:	Unit 56, 8th Floor, Tower 2, Admiralty Centre, 18 Harcourt Road, Hong Kong
Manufacturer:	Anker Innovations Limited
Address of Manufacturer:	Unit 56, 8th Floor, Tower 2, Admiralty Centre, 18 Harcourt Road, Hong Kong
Factory:	Dongguan Sharetronic Data Technology Co., Ltd.
Address of Factory:	Yinhe Industrial Zone,Qingxi Town,Dongguan City,Guangdong Province, China
Equipment Under Test (EUT):	
EUT Name:	Anker eufy SoloCam E50
Model No.:	T8180
Trade Mark:	ANKER, ANKER eufy, eufy, eufy Security
FCC ID:	2AOKB-T8180
Standard(s) :	47 CFR Part 15, Subpart E 15.407
Date of Receipt:	2026-08-05
Date of Test:	2026-08-13 to 2026-08-18
Date of Issue:	2026-08-25
Test Result:	**Pass***

* In the configuration tested, the EUT complied with the standards specified above.

Unless otherwise agreed in writing, this document is issued by the Company subject to its General Conditions of Service printed overleaf, available on request or accessible at http://www.sgs.com/en/Terms-and-Conditions.aspx and, for electronic format documents, subject to Terms and Conditions for Electronic Documents at http://www.sgs.com/en/Terms-and-Conditions/Terms-e-Document.aspx. Attention is drawn to the limitation of liability, indemnification and jurisdiction issues defined therein. Any holder of this document is advised that information contained hereon reflects the Company's findings at the time of its intervention only and within the limits of Client's instructions, if any. The Company's sole responsibility is to its Client and this document does not exonerate parties to a transaction from exercising all their rights and obligations under the transaction documents. This document cannot be reproduced except in full, without prior written approval of the Company. Any unauthorized alteration, forgery or falsification of the content or appearance of this document is unlawful and offenders may be prosecuted to the fullest extent of the law. Unless otherwise stated the results shown in this test report refer only to the sample(s) tested and such sample(s) are retained for 30 days only.
Attention: To check the authenticity of testing /inspection report & certificate, please contact us at telephone: (86-755) 8307 1443, or email: CN.Doccheck@sgs.com

Fuyong lab. Xinlong TechnoPark, Fengtang Road, Fuyong Subdistrict, Bao'an, Shenzhen, China 518103 t (86–755) 88663988 f (86–755) 26710594 www.sgsgroup.com.cn
中国·深圳·宝安区福永街道凤塘大道鑫龙科技园福永实验室 邮编: 518103 t (86–755) 88663988 f (86–755) 26710594 sgs.china@sgs.com

Revision Record				
Version	**Chapter**	**Date**	**Modifier**	**Remark**
01		2026-08-25		Original

Authorized for issue by:				
		Byron Liang **Byron Liang/Project Engineer**		
		Tree Zhan **Tree Zhan/Reviewer**		

Unless otherwise agreed in writing, this document is issued by the Company subject to its General Conditions of Service printed overleaf, available on request or accessible at http://www.sgs.com/en/Terms-and-Conditions.aspx and, for electronic format documents, subject to Terms and Conditions for Electronic Documents at http://www.sgs.com/en/Terms-and-Conditions/Terms-e-Document.aspx. Attention is drawn to the limitation of liability, indemnification and jurisdiction issues defined therein. Any holder of this document is advised that information contained hereon reflects the Company's findings at the time of its intervention only and within the limits of Client's instructions, if any. The Company's sole responsibility is to its Client and this document does not exonerate parties to a transaction from exercising all their rights and obligations under the transaction documents. This document cannot be reproduced except in full, without prior written approval of the Company. Any unauthorized alteration, forgery or falsification of the content or appearance of this document is unlawful and offenders may be prosecuted to the fullest extent of the law. Unless otherwise stated the results shown in this test report refer only to the sample(s) tested and such sample(s) are retained for 30 days only.
Attention: To check the authenticity of testing /inspection report & certificate, please contact us at telephone: (86-755) 8307 1443, or email: CN.Doccheck@sgs.com
Fuyong lab. Xinlong TechnoPark, Fengtang Road, Fuyong Subdistrict, Bao'an, Shenzhen, China 518103 t (86–755) 88663988 f (86–755) 26710594 www.sgsgroup.com.cn
中国・深圳・宝安区福永街道凤塘大道鑫龙科技园福永实验室 邮编: 518103 t (86–755) 88663988 f (86–755) 26710594 sgs.china@sgs.com
Member of the SGS Group (SGS SA)

2 Test Summary

Radio Spectrum Technical Requirement				
Item	**Standard**	**Method**	**Requirement**	**Result**
Antenna Requirement	47 CFR Part 15, Subpart E 15.407	N/A	47 CFR Part 15, Subpart C 15.203	Pass
Transmission in the Absence of Data		N/A	47 CFR Part 15, Subpart E 15.407 (c)	Pass

Radio Spectrum Matter Part				
Item	**Standard**	**Method**	**Requirement**	**Result**
Conducted Emissions at AC Power Line (150kHz-30MHz)	47 CFR Part 15, Subpart E 15.407	ANSI C63.10-2020+Cor.1-2023 Section 6.2	47 CFR Part 15, Subpart C 15.207 & Subpart E 15.407 b(9)	Pass
Radiated Emissions (Below 1GHz)		ANSI C63.10-2020+Cor.1-2023 Section 6.4,6.5	47 CFR Part 15, Subpart C 15.209 & Subpart E 15.407(b)	Pass
Radiated Emissions (Above 1GHz)		ANSI C63.10-2020+Cor.1-2023 Section 6.6 & 12.7	47 CFR Part 15, Subpart C 15.209 & Subpart E 15.407(b)	Pass
Radiated Emissions which fall in the restricted bands		ANSI C63.10-2020+Cor.1-2023 Section 6.10.5 & 12.7.2	47 CFR Part 15, Subpart C 15.209 & Subpart E 15.407(b)	Pass
Duty Cycle		ANSI C63.10-2020+Cor.1-2023 Section 12.2	ANSI C63.10-2020+Cor.1-2023 Section 12.2	Pass
99% Bandwidth		ANSI C63.10-2020+Cor.1-2023 Section 6.9.3	ANSI C63.10-2020+Cor.1-2023 Section 12.5.3	Pass
26dB Emission Bandwidth		ANSI C63.10-2020+Cor.1-2023 Section 12.5.2	47 CFR Part 15, Subpart E 15.407 (a)	Pass
Minimum 6 dB Bandwidth (5.725-5.85 GHz band)		ANSI C63.10-2020+Cor.1-2023 Section 12.5.1	47 CFR Part 15, Subpart E 15.407 (e)	Pass
Maximum Conducted Output Power		ANSI C63.10-2020+Cor.1-2023 Section 12.4	47 CFR Part 15, Subpart E 15.407 (a)	Pass
Power Spectral Density		ANSI C63.10-2020+Cor.1-2023 Section 12.6	47 CFR Part 15, Subpart E 15.407 (a)	Pass
Frequency Stability		ANSI C63.10-2020+Cor.1-2023 Section 6.8	47 CFR Part 15, Subpart E 15.407 (g)	Pass

Unless otherwise agreed in writing, this document is issued by the Company subject to its General Conditions of Service printed overleaf, available on request or accessible at http://www.sgs.com/en/Terms-and-Conditions.aspx and, for electronic format documents, subject to Terms and Conditions for Electronic Documents at http://www.sgs.com/en/Terms-and-Conditions/Terms-e-Document.aspx. Attention is drawn to the limitation of liability, indemnification and jurisdiction issues defined therein. Any holder of this document is advised that information contained hereon reflects the Company's findings at the time of its intervention only and within the limits of Client's instructions, if any. The Company's sole responsibility is to its Client and this document does not exonerate parties to a transaction from exercising all their rights and obligations under the transaction documents. This document cannot be reproduced except in full, without prior written approval of the Company. Any unauthorized alteration, forgery or falsification of the content or appearance of this document is unlawful and offenders may be prosecuted to the fullest extent of the law. Unless otherwise stated the results shown in this test report refer only to the sample(s) tested and such sample(s) are retained for 30 days only.
Attention: To check the authenticity of testing /inspection report & certificate, please contact us at telephone: (86-755) 8307 1443, or email: CN.Doccheck@sgs.com
Fuyong lab. Xinlong TechnoPark, Fengtang Road, Fuyong Subdistrict, Bao'an, Shenzhen, China 518103 t (86–755) 88663988 f (86–755) 26710594 www.sgsgroup.com.cn
中国·深圳·宝安区福永街道凤塘大道鑫龙科技园福永实验室 邮编: 518103 t (86–755) 88663988 f (86–755) 26710594 sgs.china@sgs.com
Member of the SGS Group (SGS SA)

Radio Spectrum Matter Part				
Item	**Standard**	**Method**	**Requirement**	**Result**
Channel Move Time		KDB 905462 D02 Section 7.8.3	KDB 905462 D02 Section 5.1	Pass
Channel Closing Transmission Time		KDB 905462 D02 Section 7.8.3	KDB 905462 D02 Section 5.1	Pass

Unless otherwise agreed in writing, this document is issued by the Company subject to its General Conditions of Service printed overleaf, available on request or accessible at http://www.sgs.com/en/Terms-and-Conditions.aspx and, for electronic format documents, subject to Terms and Conditions for Electronic Documents at http://www.sgs.com/en/Terms-and-Conditions/Terms-e-Document.aspx. Attention is drawn to the limitation of liability, indemnification and jurisdiction issues defined therein. Any holder of this document is advised that information contained hereon reflects the Company's findings at the time of its intervention only and within the limits of Client's instructions, if any. The Company's sole responsibility is to its Client and this document does not exonerate parties to a transaction from exercising all their rights and obligations under the transaction documents. This document cannot be reproduced except in full, without prior written approval of the Company. Any unauthorized alteration, forgery or falsification of the content or appearance of this document is unlawful and offenders may be prosecuted to the fullest extent of the law. Unless otherwise stated the results shown in this test report refer only to the sample(s) tested and such sample(s) are retained for 30 days only.
Attention: To check the authenticity of testing /inspection report & certificate, please contact us at telephone: (86-755) 8307 1443, or email: CN.Doccheck@sgs.com
Fuyong lab. Xinlong TechnoPark, Fengtang Road, Fuyong Subdistrict, Bao'an, Shenzhen, China 518103 t (86–755) 88663988 f (86–755) 26710594 www.sgsgroup.com.cn
中国・深圳・宝安区福永街道凤塘大道鑫龙科技园福永实验室 邮编: 518103 t (86–755) 88663988 f (86–755) 26710594 sgs.china@sgs.com
Member of the SGS Group (SGS SA)

3 Contents

Page

1 Cover Page 1

2 Test Summary 3

3 Contents 5

4 General Information 8

4.1 Details of E.U.T. 8
4.2 Description of Support Units 9
4.3 Measurement Uncertainty 9
4.4 Test Location 10
4.5 Test Facility 10
4.6 Deviation from Standards 10
4.7 Abnormalities from Standard Conditions 10

5 Equipment List 11

6 Radio Spectrum Technical Requirement 14

6.1 Antenna Requirement 14
6.1.1 Test Requirement: 14
6.1.2 Conclusion 14
6.2 Transmission in the Absence of Data 15
6.2.1 Test Requirement: 15
6.2.2 Conclusion 15

7 Radio Spectrum Matter Test Results 16

7.1 Conducted Emissions at AC Power Line (150kHz-30MHz) 16
7.1.1 E.U.T. Operation 16
7.1.2 Test Mode Description 17
7.1.3 Test Setup Diagram 17
7.1.4 Measurement Procedure and Data 18
7.2 Radiated Emissions (Below 1GHz) 21
7.2.1 E.U.T. Operation 21
7.2.2 Test Mode Description 21
7.2.3 Test Setup Diagram 23
7.2.4 Measurement Procedure and Data 24
7.3 Radiated Emissions (Above 1GHz) 31
7.3.1 E.U.T. Operation 32
7.3.2 Test Mode Description 32
7.3.3 Test Setup Diagram 33
7.3.4 Measurement Procedure and Data 34
7.4 Radiated Emissions which fall in the restricted bands 60
7.4.1 E.U.T. Operation 61
7.4.2 Test Mode Description 61
7.4.3 Test Setup Diagram 62

Unless otherwise agreed in writing, this document is issued by the Company subject to its General Conditions of Service printed overleaf, available on request or accessible at http://www.sgs.com/en/Terms-and-Conditions.aspx and, for electronic format documents, subject to Terms and Conditions for Electronic Documents at http://www.sgs.com/en/Terms-and-Conditions/Terms-e-Document.aspx. Attention is drawn to the limitation of liability, indemnification and jurisdiction issues defined therein. Any holder of this document is advised that information contained hereon reflects the Company's findings at the time of its intervention only and within the limits of Client's instructions, if any. The Company's sole responsibility is to its Client and this document does not exonerate parties to a transaction from exercising all their rights and obligations under the transaction documents. This document cannot be reproduced except in full, without prior written approval of the Company. Any unauthorized alteration, forgery or falsification of the content or appearance of this document is unlawful and offenders may be prosecuted to the fullest extent of the law. Unless otherwise stated the results shown in this test report refer only to the sample(s) tested and such sample(s) are retained for 30 days only.
Attention: To check the authenticity of testing /inspection report & certificate, please contact us at telephone: (86-755) 8307 1443, or email: CN.Doccheck@sgs.com
Fuyong lab. Xinlong TechnoPark, Fengtang Road, Fuyong Subdistrict, Bao'an, Shenzhen, China 518103 t (86–755) 88663988 f (86–755) 26710594 www.sgsgroup.com.cn
中国·深圳·宝安区福永街道凤塘大道鑫龙科技园福永实验室 邮编: 518103 t (86–755) 88663988 f (86–755) 26710594 sgs.china@sgs.com
Member of the SGS Group (SGS SA)

7.4.4 Measurement Procedure and Data....63
7.5 Duty Cycle....78
7.5.1 E.U.T. Operation....78
7.5.2 Test Mode Description....78
7.5.3 Test Setup Diagram....79
7.5.4 Measurement Procedure and Data....79
7.6 99% Bandwidth....80
7.6.1 E.U.T. Operation....80
7.6.2 Test Mode Description....80
7.6.3 Test Setup Diagram....81
7.6.4 Measurement Procedure and Data....81
7.7 26dB Emission Bandwidth....82
7.7.1 E.U.T. Operation....82
7.7.2 Test Mode Description....82
7.7.3 Test Setup Diagram....83
7.7.4 Measurement Procedure and Data....83
7.8 Minimum 6 dB Bandwidth (5.725-5.85 GHz band)....84
7.8.1 E.U.T. Operation....84
7.8.2 Test Mode Description....84
7.8.3 Test Setup Diagram....85
7.8.4 Measurement Procedure and Data....85
7.9 Maximum Conducted Output Power....86
7.9.1 E.U.T. Operation....86
7.9.2 Test Mode Description....86
7.9.3 Test Setup Diagram....88
7.9.4 Measurement Procedure and Data....88
7.10 Power Spectral Density....89
7.10.1 E.U.T. Operation....89
7.10.2 Test Mode Description....89
7.10.3 Test Setup Diagram....90
7.10.4 Measurement Procedure and Data....90
7.11 Frequency Stability....91
7.11.1 E.U.T. Operation....91
7.11.2 Test Mode Description....91
7.11.3 Test Setup Diagram....92
7.11.4 Measurement Procedure and Data....92
7.12 Channel Move Time....93
7.12.1 E.U.T. Operation....94
7.12.2 Test Mode Description....94
7.12.3 Test Setup Diagram....94
7.12.4 Measurement Procedure and Data....95
7.13 Channel Closing Transmission Time....96
7.13.1 E.U.T. Operation....97
7.13.2 Test Mode Description....97
7.13.3 Test Setup Diagram....97
7.13.4 Measurement Procedure and Data....98

8 Test Setup Photo....99

9 EUT Constructional Details (EUT Photos)....99

Unless otherwise agreed in writing, this document is issued by the Company subject to its General Conditions of Service printed overleaf, available on request or accessible at http://www.sgs.com/en/Terms-and-Conditions.aspx and, for electronic format documents, subject to Terms and Conditions for Electronic Documents at http://www.sgs.com/en/Terms-and-Conditions/Terms-e-Document.aspx. Attention is drawn to the limitation of liability, indemnification and jurisdiction issues defined therein. Any holder of this document is advised that information contained hereon reflects the Company's findings at the time of its intervention only and within the limits of Client's instructions, if any. The Company's sole responsibility is to its Client and this document does not exonerate parties to a transaction from exercising all their rights and obligations under the transaction documents. This document cannot be reproduced except in full, without prior written approval of the Company. Any unauthorized alteration, forgery or falsification of the content or appearance of this document is unlawful and offenders may be prosecuted to the fullest extent of the law. Unless otherwise stated the results shown in this test report refer only to the sample(s) tested and such sample(s) are retained for 30 days only.
Attention: To check the authenticity of testing /inspection report & certificate, please contact us at telephone: (86-755) 8307 1443, or email: CN.Doccheck@sgs.com
Fuyong lab. Xinlong TechnoPark, Fengtang Road, Fuyong Subdistrict, Bao'an, Shenzhen, China 518103 t (86–755) 88663988 f (86–755) 26710594 www.sgsgroup.com.cn
中国·深圳·宝安区福永街道凤塘大道鑫龙科技园福永实验室 邮编: 518103 t (86–755) 88663988 f (86–755) 26710594 sgs.china@sgs.com
Member of the SGS Group (SGS SA)

10 Appendix.....100

Unless otherwise agreed in writing, this document is issued by the Company subject to its General Conditions of Service printed overleaf, available on request or accessible at http://www.sgs.com/en/Terms-and-Conditions.aspx and, for electronic format documents, subject to Terms and Conditions for Electronic Documents at http://www.sgs.com/en/Terms-and-Conditions/Terms-e-Document.aspx. Attention is drawn to the limitation of liability, indemnification and jurisdiction issues defined therein. Any holder of this document is advised that information contained hereon reflects the Company's findings at the time of its intervention only and within the limits of Client's instructions, if any. The Company's sole responsibility is to its Client and this document does not exonerate parties to a transaction from exercising all their rights and obligations under the transaction documents. This document cannot be reproduced except in full, without prior written approval of the Company. Any unauthorized alteration, forgery or falsification of the content or appearance of this document is unlawful and offenders may be prosecuted to the fullest extent of the law. Unless otherwise stated the results shown in this test report refer only to the sample(s) tested and such sample(s) are retained for 30 days only.
Attention: To check the authenticity of testing /inspection report & certificate, please contact us at telephone: (86-755) 8307 1443, or email: CN.Doccheck@sgs.com

Fuyong lab. Xinlong TechnoPark, Fengtang Road, Fuyong Subdistrict, Bao'an, Shenzhen, China 518103 t (86–755) 88663988 f (86–755) 26710594 www.sgsgroup.com.cn
中国・深圳・宝安区福永街道凤塘大道鑫龙科技园福永实验室 邮编: 518103 t (86–755) 88663988 f (86–755) 26710594 sgs.china@sgs.com

4 General Information

4.1 Details of E.U.T.

Power Supply:	Input: DC5V 2A Rechargeable battery DC3.6V,9600mAh, Charged via USB-C port
Cable(s):	Type-C USB cable:60cm unshielded Type-C USB cable:200cm unshielded for Solar pad
For 5G:	
Operation Frequency / Number of channels (20MHz):	U-NII-1: 5180-5240MHz (4 Channels); U-NII-2A: 5260-5320MHz (4 Channels); U-NII-2C: 5500-5700MHz (11 Channels); U-NII-3: 5745-5825MHz (5 Channels)
Modulation Type:	802.11a:OFDM(BPSK,QPSK,16QAM,64QAM); 802.11n:OFDM(BPSK,QPSK,16QAM,64QAM); 802.11ac:OFDM(BPSK,QPSK,16QAM,64QAM,256QAM); 802.11ax: OFDMA (BPSK, QPSK, 16QAM, 64QAM, 256QAM, 1024-QAM);
Channel Spacing:	802.11a/n/ac/ax 20: 20MHz;
Antenna Type:	PCB Antenna
DFS Function:	☐Master ☐Slave with radar detection ☒Slave without radar detection
TPC Function:	☐ Support ☒Not Support

5G WIFI Antenna Gain:

Band	Ant1 gain (dBi)	Ant2 gain (dBi)
U-NII Band 1	3.2	3.0
U-NII Band 2A	2.2	3.2
U-NII Band 2C	3.3	3.75
U-NII Band 3	3.11	2.92

Remark:The information in this section is provided by the applicant or manufacturer, CCS is not liable to the accuracy, suitability, reliability or/and integrity of the information.

Unless otherwise agreed in writing, this document is issued by the Company subject to its General Conditions of Service printed overleaf, available on request or accessible at http://www.sgs.com/en/Terms-and-Conditions.aspx and, for electronic format documents, subject to Terms and Conditions for Electronic Documents at http://www.sgs.com/en/Terms-and-Conditions/Terms-e-Document.aspx. Attention is drawn to the limitation of liability, indemnification and jurisdiction issues defined therein. Any holder of this document is advised that information contained hereon reflects the Company's findings at the time of its intervention only and within the limits of Client's instructions, if any. The Company's sole responsibility is to its Client and this document does not exonerate parties to a transaction from exercising all their rights and obligations under the transaction documents. This document cannot be reproduced except in full, without prior written approval of the Company. Any unauthorized alteration, forgery or falsification of the content or appearance of this document is unlawful and offenders may be prosecuted to the fullest extent of the law. Unless otherwise stated the results shown in this test report refer only to the sample(s) tested and such sample(s) are retained for 30 days only.
Attention: To check the authenticity of testing /inspection report & certificate, please contact us at telephone: (86-755) 8307 1443, or email: CN.Doccheck@sgs.com
Fuyong lab. Xinlong TechnoPark, Fengtang Road, Fuyong Subdistrict, Bao'an, Shenzhen, China 518103 t (86–755) 88663988 f (86–755) 26710594 www.sgsgroup.com.cn
中国·深圳·宝安区福永街道凤塘大道鑫龙科技园福永实验室 邮编: 518103 t (86–755) 88663988 f (86–755) 26710594 sgs.china@sgs.com
Member of the SGS Group (SGS SA)

4.2 Description of Support Units

Description	Manufacturer	Model No.	Serial No.
Adapter	SAMSUNG	EP-TA800	REF. No.SEA01AF02

4.3 Measurement Uncertainty

Test Item	Measurement Uncertainty
Conducted Emissions at AC Power Line (150kHz-30MHz)	± 3.2dB
Radiated Emissions (Below 1GHz)	± 5.7dB
Radiated Emissions (Above 1GHz)	± 4.7dB (1-18GHz); ± 4.7dB (18-40GHz)
Radiated Emissions which fall in the restricted bands	± 4.7dB
Duty Cycle	± 0.28%
99% Bandwidth	± 0.27%
26dB Emission Bandwidth	± 0.27%
Minimum 6 dB Bandwidth (5.725-5.85 GHz band)	± 0.27%
Maximum Conducted Output Power	± 0.43dB
Power Spectral Density	± 0.38dB
Frequency Stability	± 5.4 x 10-8

Remark:
The U_{lab} (lab Uncertainty) is less than $U_{cispr/ETSI}$ (CISPR/ETSI Uncertainty), so the test results
– compliance is deemed to occur if no measured disturbance level exceeds the disturbance limit;
– non-compliance is deemed to occur if any measured disturbance level exceeds the disturbance limit.
– the measurement uncertainty represents an expanded uncertainty expressed at approximately the 95% confidence level using a coverage factor of k=2.

Unless otherwise agreed in writing, this document is issued by the Company subject to its General Conditions of Service printed overleaf, available on request or accessible at http://www.sgs.com/en/Terms-and-Conditions.aspx and, for electronic format documents, subject to Terms and Conditions for Electronic Documents at http://www.sgs.com/en/Terms-and-Conditions/Terms-e-Document.aspx. Attention is drawn to the limitation of liability, indemnification and jurisdiction issues defined therein. Any holder of this document is advised that information contained hereon reflects the Company's findings at the time of its intervention only and within the limits of Client's instructions, if any. The Company's sole responsibility is to its Client and this document does not exonerate parties to a transaction from exercising all their rights and obligations under the transaction documents. This document cannot be reproduced except in full, without prior written approval of the Company. Any unauthorized alteration, forgery or falsification of the content or appearance of this document is unlawful and offenders may be prosecuted to the fullest extent of the law. Unless otherwise stated the results shown in this test report refer only to the sample(s) tested and such sample(s) are retained for 30 days only.
Attention: To check the authenticity of testing /inspection report & certificate, please contact us at telephone: (86-755) 8307 1443, or email: CN.Doccheck@sgs.com
Fuyong lab. Xinlong TechnoPark, Fengtang Road, Fuyong Subdistrict, Bao'an, Shenzhen, China 518103 t (86–755) 88663988 f (86–755) 26710594 www.sgsgroup.com.cn
中国・深圳・宝安区福永街道凤塘大道鑫龙科技园福永实验室 邮编: 518103 t (86–755) 88663988 f (86–755) 26710594 sgs.china@sgs.com
Member of the SGS Group (SGS SA)

4.4 Test Location

All tests were performed at:

Compliance Certification Services（Kunshan）Inc. Shenzhen branch.

Fuyong lab. Xinlong TechnoPark,Fengtang Road, Fuyong Subdistrict, Bao'an, Shenzhen, China

Tel: +86 755 8866 3988 Fax: +86 755 2671 0594

No tests were sub-contracted.

4.5 Test Facility

The test facility is recognized, certified, or accredited by the following organizations:

• A2LA (Certificate No. 6606.01)

Compliance Certification Services（Kunshan）Inc. Shenzhen branch is accredited by the American Association for Laboratory Accreditation(A2LA). Certificate No. 6606.01.

• FCC –Designation Number: CN1322

Compliance Certification Services（Kunshan）Inc. Shenzhen branch has been recognized as an accredited testing laboratory.

Designation Number: CN1322. Test Firm Registration Number: 718073

• Innovation, Science and Economic Development Canada

Compliance Certification Services（Kunshan）Inc. Shenzhen branch has been recognized by ISED as an accredited testing laboratory.

CAB identifier: CN0129.

IC#: 28189.

4.6 Deviation from Standards

None

4.7 Abnormalities from Standard Conditions

None

Unless otherwise agreed in writing, this document is issued by the Company subject to its General Conditions of Service printed overleaf, available on request or accessible at http://www.sgs.com/en/Terms-and-Conditions.aspx and, for electronic format documents, subject to Terms and Conditions for Electronic Documents at http://www.sgs.com/en/Terms-and-Conditions/Terms-e-Document.aspx. Attention is drawn to the limitation of liability, indemnification and jurisdiction issues defined therein. Any holder of this document is advised that information contained hereon reflects the Company's findings at the time of its intervention only and within the limits of Client's instructions, if any. The Company's sole responsibility is to its Client and this document does not exonerate parties to a transaction from exercising all their rights and obligations under the transaction documents. This document cannot be reproduced except in full, without prior written approval of the Company. Any unauthorized alteration, forgery or falsification of the content or appearance of this document is unlawful and offenders may be prosecuted to the fullest extent of the law. Unless otherwise stated the results shown in this test report refer only to the sample(s) tested and such sample(s) are retained for 30 days only.
Attention: To check the authenticity of testing /inspection report & certificate, please contact us at telephone: (86-755) 8307 1443, or email: CN.Doccheck@sgs.com
Fuyong lab. Xinlong TechnoPark, Fengtang Road, Fuyong Subdistrict, Bao'an, Shenzhen, China 518103 t (86–755) 88663988 f (86–755) 26710594 www.sgsgroup.com.cn
中国・深圳・宝安区福永街道凤塘大道鑫龙科技园福永实验室 邮编: 518103 t (86–755) 88663988 f (86–755) 26710594 sgs.china@sgs.com
Member of the SGS Group (SGS SA)

5 Equipment List

Conducted Emissions at AC Power Line (150kHz-30MHz)					
Equipment	**Manufacturer**	**Model No.**	**Inventory No.**	**Cal Date**	**Cal Due Date**
Shielding Room	CRT	N/A	SEM001-14	2025/10/13	2028/10/12
EMI Test Receiver	Rohde & Schwarz	ESCI	SEM004-01	2026/2/5	2027/2/4
Two-Line V-Network	Rohde & Schwarz	ENV216	SEM007-24	2026/2/5	2027/2/4
Two-Line V-Network	Rohde & Schwarz	ESH3-Z5	SEM007-22	2026/2/5	2027/2/4
Coaxial Cable	CCS	N/A	SEM033-02	2026/5/12	2027/5/11
Measurement Software	AUDIX	e3 V8.2014-6-27	N/A	N/A	N/A

Radiated Emissions (Below 1GHz)					
Equipment	**Manufacturer**	**Model No.**	**Inventory No.**	**Cal Date**	**Cal Due Date**
3m Anechoic Chamber	CRT	N/A	SEM001-13	2025/10/13	2028/10/12
Trilog-Broadband Antenna	Schwarzbeck	VULB9168	SEM003-26	2025/8/29	2027/8/28
Loop Antenna	ETS-LINDGREN	6502	SEM003-43	2025/6/16	2027/6/15
MXE EMI receiver	Agilent	N9038A	SEM004-05	2026/7/03	2027/7/02
Pre-amplifier	HP	8447D	SEM005-02	2026/7/07	2027/7/06
Coaxial Cable	CCS	N/A	SEM035-01	2026/5/12	2027/5/11
Measurement Software	AUDIX	e3 V8.2014-6-27	N/A	N/A	N/A

Radiated Emissions (Above 1GHz)					
Equipment	**Manufacturer**	**Model No.**	**Inventory No.**	**Cal Date**	**Cal Due Date**
3m Anechoic Chamber	CRT	N/A	SEM001-13	2025/10/13	2028/10/12
Broad-Band Horn Antenna	Schwarzbeck	BBHA 9170	SEM003-15	2025/7/29	2027/7/28
Broad-Band Horn Antenna	Schwarzbeck	BBHA 9120D	SEM003-54	2025/5/24	2027/5/23
Pre-amplifier	TST PASS	LNA180400G40	SEM005-39	2026/4/29	2027/4/28
Pre-amplifier	TST PASS	LNA10180G60	SEM005-32	2026/4/4	2027/4/3
Coaxial Cable	CCS	N/A	SEM035-02	2026/5/12	2027/5/11
Coaxial Cable	CCS	N/A	SEM035-03	2026/5/12	2027/5/11
Pre-amplifier	TST PASS	LNA04080G30	SEM005-27	2026/2/5	2027/2/4
Pre-amplifier	TST PASS	LNA10180G45	SEM005-28	2026/2/5	2027/2/4
Signal Analyzer	Rohde & Schwarz	FSU43	SEM004-08	2026/3/4	2027/3/3
Measurement Software	AUDIX	e3 V8.2014-6-27	N/A	N/A	N/A

Unless otherwise agreed in writing, this document is issued by the Company subject to its General Conditions of Service printed overleaf, available on request or accessible at http://www.sgs.com/en/Terms-and-Conditions.aspx and, for electronic format documents, subject to Terms and Conditions for Electronic Documents at http://www.sgs.com/en/Terms-and-Conditions/Terms-e-Document.aspx. Attention is drawn to the limitation of liability, indemnification and jurisdiction issues defined therein. Any holder of this document is advised that information contained hereon reflects the Company's findings at the time of its intervention only and within the limits of Client's instructions, if any. The Company's sole responsibility is to its Client and this document does not exonerate parties to a transaction from exercising all their rights and obligations under the transaction documents. This document cannot be reproduced except in full, without prior written approval of the Company. Any unauthorized alteration, forgery or falsification of the content or appearance of this document is unlawful and offenders may be prosecuted to the fullest extent of the law. Unless otherwise stated the results shown in this test report refer only to the sample(s) tested and such sample(s) are retained for 30 days only.
Attention: To check the authenticity of testing /inspection report & certificate, please contact us at telephone: (86-755) 8307 1443, or email: CN.Doccheck@sgs.com
Fuyong lab. Xinlong TechnoPark, Fengtang Road, Fuyong Subdistrict, Bao'an, Shenzhen, China 518103 t (86–755) 88663988 f (86–755) 26710594 www.sgsgroup.com.cn
中国·深圳·宝安区福永街道凤塘大道鑫龙科技园福永实验室 邮编: 518103 t (86–755) 88663988 f (86–755) 26710594 sgs.china@sgs.com
Member of the SGS Group (SGS SA)

Radiated Emissions which fall in the restricted bands					
Equipment	**Manufacturer**	**Model No.**	**Inventory No.**	**Cal Date**	**Cal Due Date**
3m Anechoic Chamber	CRT	N/A	SEM001-13	2025/10/13	2028/10/12
Broad-Band Horn Antenna	Schwarzbeck	BBHA 9120D	SEM003-54	2025/5/24	2027/5/23
Pre-amplifier	TST PASS	LNA180400G40	SEM005-39	2026/4/29	2027/4/28
Coaxial Cable	CCS	N/A	SEM035-02	2026/5/12	2027/5/11
Pre-amplifier	TST PASS	LNA04080G30	SEM005-27	2026/2/5	2027/2/4
Pre-amplifier	TST PASS	LNA10180G45	SEM005-28	2026/2/5	2027/2/4
Measurement Software	AUDIX	e3 V8.2014-6-27	N/A	N/A	N/A

RF Conducted Test					
Equipment	**Manufacturer**	**Model No.**	**Inventory No.**	**Cal Date**	**Cal Due Date**
Programmable Temperature & Humidity Chamber	Votsch Industrietechnik GmbH	VT 4002	SEM002-15	2026/2/3	2027/2/2
MXA Signal Analyzer	KEYSIGHT	N9020A	SEM004-25	2026/2/3	2027/2/2
Power Sensor	Erika Fiedler	U2021XA	SEM009-16	2026/2/4	2027/2/3
Programmable DC Source	Chroma	62024P-80-60	SEM011-09	2026/2/5	2027/2/4
Attenuator	Huber+Suhner	6620_SMA-50-1	SEM021-09	2026/2/2	2027/2/1
Coaxial Cable	CCS	N/A	SEM037-01	2026/5/12	2027/5/11
Measurement Software	TST PASS	TST PASS V2.0	N/A	N/A	N/A
MXA Signal Analyzer	KEYSIGHT	N9020B	SEM004-24	2026/2/3	2027/2/2
Manual Step Attenuator	Agilent	8494B	SEM021-05	2026/2/2	2027/2/1
Manual Step Attenuator	Agilent	8496B	SEM021-06	2026/2/2	2027/2/1
Signal Generator	Agilent	N5173B	SEM006-05	2026/4/1	2027/3/31
Vector Signal Generator(100kHz-7.5GHz)Generator	Rohde & Schwarz	SMW200A	SEM006-19	2026/7/06	2027/7/05
MXG Vector Signal Generator	Agilent	N5182A	SEM006-21	2026/2/3	2027/2/2

Unless otherwise agreed in writing, this document is issued by the Company subject to its General Conditions of Service printed overleaf, available on request or accessible at http://www.sgs.com/en/Terms-and-Conditions.aspx and, for electronic format documents, subject to Terms and Conditions for Electronic Documents at http://www.sgs.com/en/Terms-and-Conditions/Terms-e-Document.aspx. Attention is drawn to the limitation of liability, indemnification and jurisdiction issues defined therein. Any holder of this document is advised that information contained hereon reflects the Company's findings at the time of its intervention only and within the limits of Client's instructions, if any. The Company's sole responsibility is to its Client and this document does not exonerate parties to a transaction from exercising all their rights and obligations under the transaction documents. This document cannot be reproduced except in full, without prior written approval of the Company. Any unauthorized alteration, forgery or falsification of the content or appearance of this document is unlawful and offenders may be prosecuted to the fullest extent of the law. Unless otherwise stated the results shown in this test report refer only to the sample(s) tested and such sample(s) are retained for 30 days only.
Attention: To check the authenticity of testing /inspection report & certificate, please contact us at telephone: (86-755) 8307 1443, or email: CN.Doccheck@sgs.com
Fuyong lab. Xinlong TechnoPark, Fengtang Road, Fuyong Subdistrict, Bao'an, Shenzhen, China 518103 t (86–755) 88663988 f (86–755) 26710594 www.sgsgroup.com.cn
中国・深圳・宝安区福永街道凤塘大道鑫龙科技园福永实验室 邮编: 518103 t (86–755) 88663988 f (86–755) 26710594 sgs.china@sgs.com
Member of the SGS Group (SGS SA)

General used equipment					
Equipment	**Manufacturer**	**Model No.**	**Inventory No.**	**Cal Date**	**Cal Due Date**
Humidity/ Temperature Indicator	deli	8838	SEM002-52	2026/7/8	2027/7/7
Humidity/ Temperature Indicator	deli	8838	SEM002-53	2026/7/8	2027/7/7
Barometer	DUMAI	DYM3	SEM002-24	2026/7/10	2027/7/9

Unless otherwise agreed in writing, this document is issued by the Company subject to its General Conditions of Service printed overleaf, available on request or accessible at http://www.sgs.com/en/Terms-and-Conditions.aspx and, for electronic format documents, subject to Terms and Conditions for Electronic Documents at http://www.sgs.com/en/Terms-and-Conditions/Terms-e-Document.aspx. Attention is drawn to the limitation of liability, indemnification and jurisdiction issues defined therein. Any holder of this document is advised that information contained hereon reflects the Company's findings at the time of its intervention only and within the limits of Client's instructions, if any. The Company's sole responsibility is to its Client and this document does not exonerate parties to a transaction from exercising all their rights and obligations under the transaction documents. This document cannot be reproduced except in full, without prior written approval of the Company. Any unauthorized alteration, forgery or falsification of the content or appearance of this document is unlawful and offenders may be prosecuted to the fullest extent of the law. Unless otherwise stated the results shown in this test report refer only to the sample(s) tested and such sample(s) are retained for 30 days only.
Attention: To check the authenticity of testing /inspection report & certificate, please contact us at telephone: (86-755) 8307 1443, or email: CN.Doccheck@sgs.com
Fuyong lab. Xinlong TechnoPark, Fengtang Road, Fuyong Subdistrict, Bao'an, Shenzhen, China 518103 t (86–755) 88663988 f (86–755) 26710594 www.sgsgroup.com.cn
中国·深圳·宝安区福永街道凤塘大道鑫龙科技园福永实验室 邮编: 518103 t (86–755) 88663988 f (86–755) 26710594 sgs.china@sgs.com
Member of the SGS Group (SGS SA)

6 Radio Spectrum Technical Requirement

6.1 Antenna Requirement

6.1.1 Test Requirement:

47 CFR Part 15, Subpart C 15.203

6.1.2 Conclusion

Standard Requirement:

An intentional radiator shall be designed to ensure that no antenna other than that furnished by the responsible party shall be used with the device. The use of a permanently attached antenna or of an antenna that uses a unique coupling to the intentional radiator, the manufacturer may design the unit so that a broken antenna can be replaced by the user, but the use of a standard antenna jack or electrical connector is prohibited.

15.247(b) (4) requirement:

The conducted output power limit specified in paragraph (b) of this section is based on the use of antennas with directional gains that do not exceed 6 dBi. Except as shown in paragraph (c) of this section, if transmitting antennas of directional gain greater than 6 dBi are used, the conducted output power from the intentional radiator shall be reduced below the stated values in paragraphs (b)(1), (b)(2), and (b)(3) of this section, as appropriate, by the amount in dB that the directional gain of the antenna exceeds 6 dBi.

EUT Antenna:

The antenna is integrated on the main PCB and no consideration of replacement. The best case gain of the antenna is

Band	Ant1 gain (dBi)	Ant2 gain (dBi)
U-NII Band 1	3.2	3.0
U-NII Band 2A	2.2	3.2
U-NII Band 2C	3.3	3.75
U-NII Band 3	3.11	2.92

Antenna location: Refer to internal photo.

Unless otherwise agreed in writing, this document is issued by the Company subject to its General Conditions of Service printed overleaf, available on request or accessible at http://www.sgs.com/en/Terms-and-Conditions.aspx and, for electronic format documents, subject to Terms and Conditions for Electronic Documents at http://www.sgs.com/en/Terms-and-Conditions/Terms-e-Document.aspx. Attention is drawn to the limitation of liability, indemnification and jurisdiction issues defined therein. Any holder of this document is advised that information contained hereon reflects the Company's findings at the time of its intervention only and within the limits of Client's instructions, if any. The Company's sole responsibility is to its Client and this document does not exonerate parties to a transaction from exercising all their rights and obligations under the transaction documents. This document cannot be reproduced except in full, without prior written approval of the Company. Any unauthorized alteration, forgery or falsification of the content or appearance of this document is unlawful and offenders may be prosecuted to the fullest extent of the law. Unless otherwise stated the results shown in this test report refer only to the sample(s) tested and such sample(s) are retained for 30 days only.
Attention: To check the authenticity of testing /inspection report & certificate, please contact us at telephone: (86-755) 8307 1443, or email: CN.Doccheck@sgs.com
Fuyong lab. Xinlong TechnoPark, Fengtang Road, Fuyong Subdistrict, Bao'an, Shenzhen, China 518103 t (86–755) 88663988 f (86–755) 26710594 www.sgsgroup.com.cn
中国·深圳·宝安区福永街道凤塘大道鑫龙科技园福永实验室 邮编: 518103 t (86–755) 88663988 f (86–755) 26710594 sgs.china@sgs.com
Member of the SGS Group (SGS SA)

6.2 Transmission in the Absence of Data

6.2.1 Test Requirement:

47 CFR Part 15, Subpart E 15.407 (c)

6.2.2 Conclusion

Standard Requirement:
The device shall automatically discontinue transmission in case of either absence of information to transmit or operational failure. These provisions are not intended to preclude the transmission of control or signalling information or the use of repetitive codes used by certain digital technologies to complete frame or burst intervals.
Applicants shall include in their application for equipment authorization a description of how this requirement is met.

EUT Details: SDR chip support automatically discontinue transmission in case of either absence of information to transmit or operational failure, if the chip detect absence of information to transmit or operational failure, it will be automatically shut off.

Unless otherwise agreed in writing, this document is issued by the Company subject to its General Conditions of Service printed overleaf, available on request or accessible at http://www.sgs.com/en/Terms-and-Conditions.aspx and, for electronic format documents, subject to Terms and Conditions for Electronic Documents at http://www.sgs.com/en/Terms-and-Conditions/Terms-e-Document.aspx. Attention is drawn to the limitation of liability, indemnification and jurisdiction issues defined therein. Any holder of this document is advised that information contained hereon reflects the Company's findings at the time of its intervention only and within the limits of Client's instructions, if any. The Company's sole responsibility is to its Client and this document does not exonerate parties to a transaction from exercising all their rights and obligations under the transaction documents. This document cannot be reproduced except in full, without prior written approval of the Company. Any unauthorized alteration, forgery or falsification of the content or appearance of this document is unlawful and offenders may be prosecuted to the fullest extent of the law. Unless otherwise stated the results shown in this test report refer only to the sample(s) tested and such sample(s) are retained for 30 days only.
Attention: To check the authenticity of testing /inspection report & certificate, please contact us at telephone: (86-755) 8307 1443, or email: CN.Doccheck@sgs.com
Fuyong lab. Xinlong TechnoPark, Fengtang Road, Fuyong Subdistrict, Bao'an, Shenzhen, China 518103 t (86–755) 88663988 f (86–755) 26710594 www.sgsgroup.com.cn
中国·深圳·宝安区福永街道凤塘大道鑫龙科技园福永实验室 邮编: 518103 t (86–755) 88663988 f (86–755) 26710594 sgs.china@sgs.com
Member of the SGS Group (SGS SA)

7 Radio Spectrum Matter Test Results

7.1 Conducted Emissions at AC Power Line (150kHz-30MHz)

Test Requirement 47 CFR Part 15, Subpart C 15.207 & Subpart E 15.407 b(9)
Test Method: ANSI C63.10-2020+Cor.1-2023 Section 6.2
Test Engineer: Fly Yan

Limit:

Frequency of emission(MHz)	Conducted limit(dB μV)	
	Quasi-peak	Average
0.15-0.5	66 to 56*	56 to 46*
0.5-5	56	46
5-30	60	50
*Decreases with the logarithm of the frequency.		

7.1.1 E.U.T. Operation

Operating Environment:
Temperature: 23.6 °C Humidity: 48.9 % RH Atmospheric Pressure: 1000 mbar

Unless otherwise agreed in writing, this document is issued by the Company subject to its General Conditions of Service printed overleaf, available on request or accessible at http://www.sgs.com/en/Terms-and-Conditions.aspx and, for electronic format documents, subject to Terms and Conditions for Electronic Documents at http://www.sgs.com/en/Terms-and-Conditions/Terms-e-Document.aspx. Attention is drawn to the limitation of liability, indemnification and jurisdiction issues defined therein. Any holder of this document is advised that information contained hereon reflects the Company's findings at the time of its intervention only and within the limits of Client's instructions, if any. The Company's sole responsibility is to its Client and this document does not exonerate parties to a transaction from exercising all their rights and obligations under the transaction documents. This document cannot be reproduced except in full, without prior written approval of the Company. Any unauthorized alteration, forgery or falsification of the content or appearance of this document is unlawful and offenders may be prosecuted to the fullest extent of the law. Unless otherwise stated the results shown in this test report refer only to the sample(s) tested and such sample(s) are retained for 30 days only.
Attention: To check the authenticity of testing /inspection report & certificate, please contact us at telephone: (86-755) 8307 1443, or email: CN.Doccheck@sgs.com
Fuyong lab. Xinlong TechnoPark, Fengtang Road, Fuyong Subdistrict, Bao'an, Shenzhen, China 518103 t (86–755) 88663988 f (86–755) 26710594 www.sgsgroup.com.cn
中国・深圳・宝安区福永街道凤塘大道鑫龙科技园福永实验室 邮编: 518103 t (86–755) 88663988 f (86–755) 26710594 sgs.china@sgs.com
Member of the SGS Group (SGS SA)

7.1.2 Test Mode Description

Pre-scan / Final test	Mode Code	Description
Final test	11	Charge + TX mode (U-NII-1) _Keep the EUT in continuously transmitting mode with all modulation types and being charged. All data rates for each modulation type have been tested and found the data rate @ 6Mbps is the worst case of IEEE 802.11a; data rate @ MCS0 is the worst case of IEEE 802.11n/ac/ax 20, Only the data of worst case is recorded in the report.
Pre-scan	12	Charge + TX mode (U-NII-2A) _Keep the EUT in continuously transmitting mode with all modulation types and being charged. All data rates for each modulation type have been tested and found the data rate @ 6Mbps is the worst case of IEEE 802.11a; data rate @ MCS0 is the worst case of IEEE 802.11n/ac/ax 20, Only the data of worst case is recorded in the report.
Pre-scan	13	Charge + TX mode (U-NII-2C) _Keep the EUT in continuously transmitting mode with all modulation types and being charged. All data rates for each modulation type have been tested and found the data rate @ 6Mbps is the worst case of IEEE 802.11a; data rate @ MCS0 is the worst case of IEEE 802.11n/ac/ax 20. Only the data of worst case is recorded in the report.
Pre-scan	14	Charge + TX mode (U-NII-3) _Keep the EUT in continuously transmitting mode with all modulation types and being charged. All data rates for each modulation type have been tested and found the data rate @ 6Mbps is the worst case of IEEE 802.11a; data rate @ MCS0 is the worst case of IEEE 802.11n/ac/ax 20, Only the data of worst case is recorded in the report.

7.1.3 Test Setup Diagram

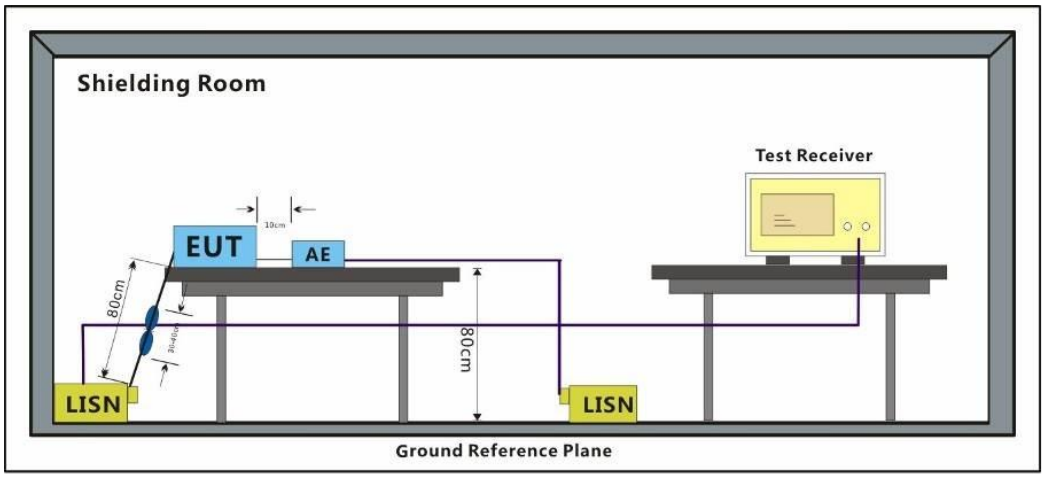

Unless otherwise agreed in writing, this document is issued by the Company subject to its General Conditions of Service printed overleaf, available on request or accessible at http://www.sgs.com/en/Terms-and-Conditions.aspx and, for electronic format documents, subject to Terms and Conditions for Electronic Documents at http://www.sgs.com/en/Terms-and-Conditions/Terms-e-Document.aspx. Attention is drawn to the limitation of liability, indemnification and jurisdiction issues defined therein. Any holder of this document is advised that information contained hereon reflects the Company's findings at the time of its intervention only and within the limits of Client's instructions, if any. The Company's sole responsibility is to its Client and this document does not exonerate parties to a transaction from exercising all their rights and obligations under the transaction documents. This document cannot be reproduced except in full, without prior written approval of the Company. Any unauthorized alteration, forgery or falsification of the content or appearance of this document is unlawful and offenders may be prosecuted to the fullest extent of the law. Unless otherwise stated the results shown in this test report refer only to the sample(s) tested and such sample(s) are retained for 30 days only.
Attention: To check the authenticity of testing /inspection report & certificate, please contact us at telephone: (86-755) 8307 1443, or email: CN.Doccheck@sgs.com
Fuyong lab. Xinlong TechnoPark, Fengtang Road, Fuyong Subdistrict, Bao'an, Shenzhen, China 518103 t (86–755) 88663988 f (86–755) 26710594 www.sgsgroup.com.cn
中国·深圳·宝安区福永街道凤塘大道鑫龙科技园福永实验室 邮编: 518103 t (86–755) 88663988 f (86–755) 26710594 sgs.china@sgs.com
Member of the SGS Group (SGS SA)

7.1.4 Measurement Procedure and Data

1) The mains terminal disturbance voltage test was conducted in a shielded room.

2) The EUT was connected to AC power source through a LISN 1 (Line Impedance Stabilization Network) which provides a 50ohm/50μH + 5ohm linear impedance. The power cables of all other units of the EUT were connected to a second LISN 2, which was bonded to the ground reference plane in the same way as the LISN 1 for the unit being measured. A multiple socket outlet strip was used to connect multiple power cables to a single LISN provided the rating of the LISN was not exceeded.

3) The tabletop EUT was placed upon a non-metallic table 0.8m above the ground reference plane. And for floor-standing arrangement, the EUT was placed on the horizontal ground reference plane,

4) The test was performed with a vertical ground reference plane. The rear of the EUT shall be 0.4 m from the vertical ground reference plane. The vertical ground reference plane was bonded to the horizontal ground reference plane. The LISN 1 was placed 0.8 m from the boundary of the unit under test and bonded to a ground reference plane for LISNs mounted on top of the ground reference plane. This distance was between the closest points of the LISN 1 and the EUT. All other units of the EUT and associated equipment was at least 0.8 m from the LISN 2.

5) In order to find the maximum emission, the relative positions of equipment and all of the interface cables must be changed according to ANSI C63.10 on conducted measurement.

Remark 1: Level=Read Level+ Cable Loss+ LISN Factor

Remark 2: Pre-test AC 120V/50-60Hz&AC 240V/50-60Hz then choose the AC 120/60Hz as worst case.

Unless otherwise agreed in writing, this document is issued by the Company subject to its General Conditions of Service printed overleaf, available on request or accessible at http://www.sgs.com/en/Terms-and-Conditions.aspx and, for electronic format documents, subject to Terms and Conditions for Electronic Documents at http://www.sgs.com/en/Terms-and-Conditions/Terms-e-Document.aspx. Attention is drawn to the limitation of liability, indemnification and jurisdiction issues defined therein. Any holder of this document is advised that information contained hereon reflects the Company's findings at the time of its intervention only and within the limits of Client's instructions, if any. The Company's sole responsibility is to its Client and this document does not exonerate parties to a transaction from exercising all their rights and obligations under the transaction documents. This document cannot be reproduced except in full, without prior written approval of the Company. Any unauthorized alteration, forgery or falsification of the content or appearance of this document is unlawful and offenders may be prosecuted to the fullest extent of the law. Unless otherwise stated the results shown in this test report refer only to the sample(s) tested and such sample(s) are retained for 30 days only.
Attention: To check the authenticity of testing /inspection report & certificate, please contact us at telephone: (86-755) 8307 1443, or email: CN.Doccheck@sgs.com
Fuyong lab. Xinlong TechnoPark, Fengtang Road, Fuyong Subdistrict, Bao'an, Shenzhen, China 518103 t (86–755) 88663988 f (86–755) 26710594 www.sgsgroup.com.cn
中国・深圳・宝安区福永街道凤塘大道鑫龙科技园福永实验室 邮编: 518103 t (86–755) 88663988 f (86–755) 26710594 sgs.china@sgs.com
Member of the SGS Group (SGS SA)

Test Mode: 11; Line: Live line

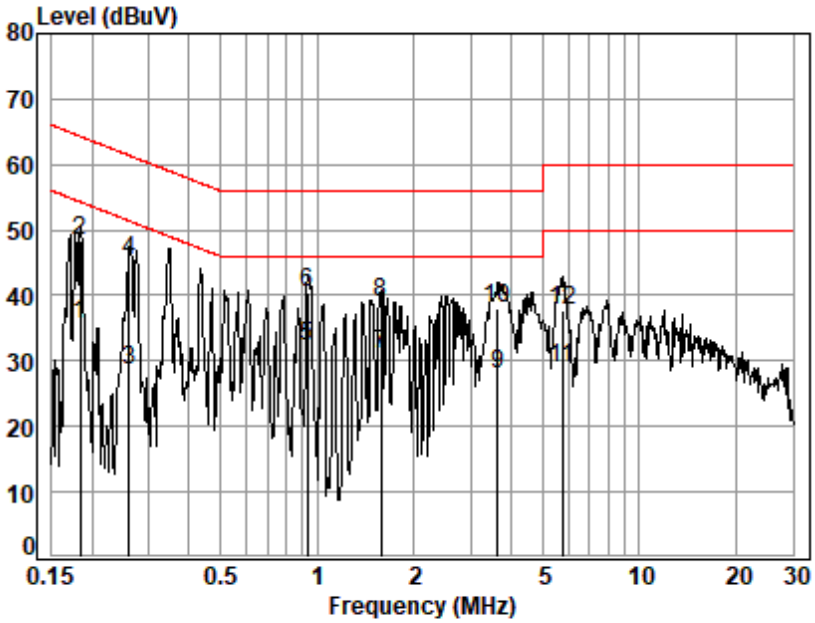

Site : Shielding Room
Condition: Line
Job No. : 00395AT/00396AT
Test mode: 11

	Freq	Cable Loss	LISN Factor	Read Level	Level	Limit Line	Over Limit	Remark
	MHz	dB	dB	dBuV	dBuV	dBuV	dB	
1	0.1835	0.02	9.68	25.86	35.56	54.33	-18.77	Average
2	0.1835	0.02	9.68	38.68	48.38	64.33	-15.95	QP
3	0.2603	0.03	9.72	18.81	28.56	51.42	-22.86	Average
4	0.2603	0.03	9.72	35.55	45.30	61.42	-16.12	QP
5	0.9331	0.05	9.85	22.31	32.21	46.00	-13.79	Average
6	0.9331	0.05	9.85	30.53	40.43	56.00	-15.57	QP
7	1.5767	0.04	9.60	21.29	30.93	46.00	-15.07	Average
8	1.5767	0.04	9.60	29.26	38.90	56.00	-17.10	QP
9	3.6418	0.05	9.75	18.14	27.94	46.00	-18.06	Average
10	3.6418	0.05	9.75	28.20	38.00	56.00	-18.00	QP
11	5.7743	0.05	9.82	19.14	29.01	50.00	-20.99	Average
12	5.7743	0.05	9.82	27.93	37.80	60.00	-22.20	QP

Unless otherwise agreed in writing, this document is issued by the Company subject to its General Conditions of Service printed overleaf, available on request or accessible at http://www.sgs.com/en/Terms-and-Conditions.aspx and, for electronic format documents, subject to Terms and Conditions for Electronic Documents at http://www.sgs.com/en/Terms-and-Conditions/Terms-e-Document.aspx. Attention is drawn to the limitation of liability, indemnification and jurisdiction issues defined therein. Any holder of this document is advised that information contained hereon reflects the Company's findings at the time of its intervention only and within the limits of Client's instructions, if any. The Company's sole responsibility is to its Client and this document does not exonerate parties to a transaction from exercising all their rights and obligations under the transaction documents. This document cannot be reproduced except in full, without prior written approval of the Company. Any unauthorized alteration, forgery or falsification of the content or appearance of this document is unlawful and offenders may be prosecuted to the fullest extent of the law. Unless otherwise stated the results shown in this test report refer only to the sample(s) tested and such sample(s) are retained for 30 days only.
Attention: To check the authenticity of testing /inspection report & certificate, please contact us at telephone: (86-755) 8307 1443, or email: CN.Doccheck@sgs.com
Fuyong lab. Xinlong TechnoPark, Fengtang Road, Fuyong Subdistrict, Bao'an, Shenzhen, China 518103 t (86–755) 88663988 f (86–755) 26710594 www.sgsgroup.com.cn
中国·深圳·宝安区福永街道凤塘大道鑫龙科技园福永实验室 邮编: 518103 t (86–755) 88663988 f (86–755) 26710594 sgs.china@sgs.com
Member of the SGS Group (SGS SA)

Test Mode: 11; Line: Neutral Line

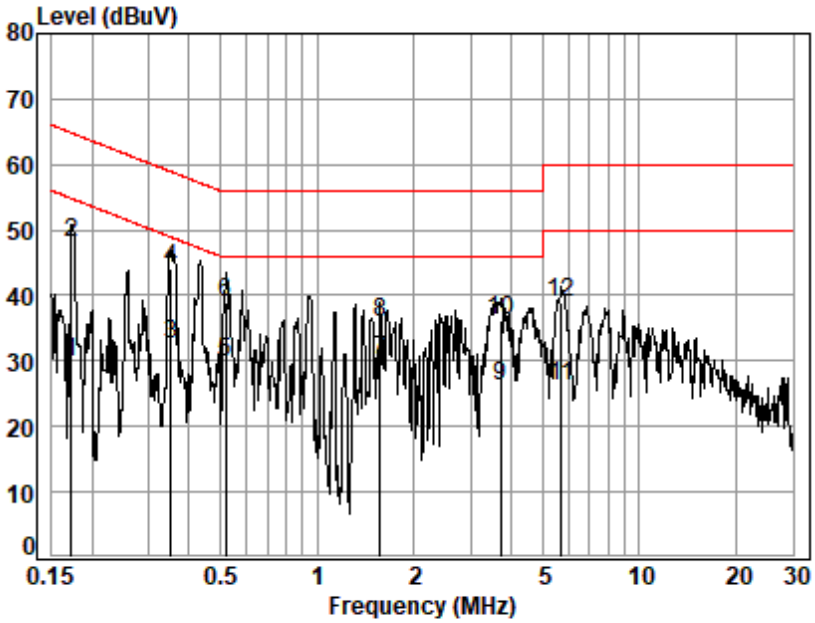

Site : Shielding Room
Condition: Neutral
Job No. : 00395AT/00396AT
Test mode: 11

	Freq	Cable Loss	LISN Factor	Read Level	Level	Limit Line	Over Limit	Remark
	MHz	dB	dB	dBuV	dBuV	dBuV	dB	
1	0.1731	0.02	9.79	20.09	29.90	54.81	-24.91	Average
2	0.1731	0.02	9.79	38.17	47.98	64.81	-16.83	QP
3	0.3520	0.05	9.63	22.83	32.51	48.91	-16.40	Average
4	0.3520	0.05	9.63	34.51	44.19	58.91	-14.72	QP
5	0.5210	0.06	9.73	20.05	29.84	46.00	-16.16	Average
6	0.5210	0.06	9.73	29.16	38.95	56.00	-17.05	QP
7	1.5684	0.04	9.78	20.19	30.01	46.00	-15.99	Average
8	1.5684	0.04	9.78	26.10	35.92	56.00	-20.08	QP
9	3.7198	0.05	9.76	16.31	26.12	46.00	-19.88	Average
10	3.7198	0.05	9.76	26.28	36.09	56.00	-19.91	QP
11	5.7438	0.05	9.48	16.71	26.24	50.00	-23.76	Average
12	5.7438	0.05	9.48	29.41	38.94	60.00	-21.06	QP

Unless otherwise agreed in writing, this document is issued by the Company subject to its General Conditions of Service printed overleaf, available on request or accessible at http://www.sgs.com/en/Terms-and-Conditions.aspx and, for electronic format documents, subject to Terms and Conditions for Electronic Documents at http://www.sgs.com/en/Terms-and-Conditions/Terms-e-Document.aspx. Attention is drawn to the limitation of liability, indemnification and jurisdiction issues defined therein. Any holder of this document is advised that information contained hereon reflects the Company's findings at the time of its intervention only and within the limits of Client's instructions, if any. The Company's sole responsibility is to its Client and this document does not exonerate parties to a transaction from exercising all their rights and obligations under the transaction documents. This document cannot be reproduced except in full, without prior written approval of the Company. Any unauthorized alteration, forgery or falsification of the content or appearance of this document is unlawful and offenders may be prosecuted to the fullest extent of the law. Unless otherwise stated the results shown in this test report refer only to the sample(s) tested and such sample(s) are retained for 30 days only.
Attention: To check the authenticity of testing /inspection report & certificate, please contact us at telephone: (86-755) 8307 1443, or email: CN.Doccheck@sgs.com
Fuyong lab. Xinlong TechnoPark, Fengtang Road, Fuyong Subdistrict, Bao'an, Shenzhen, China 518103 t (86–755) 88663988 f (86–755) 26710594 www.sgsgroup.com.cn
中国·深圳·宝安区福永街道凤塘大道鑫龙科技园福永实验室 邮编: 518103 t (86–755) 88663988 f (86–755) 26710594 sgs.china@sgs.com
Member of the SGS Group (SGS SA)

7.2 Radiated Emissions (Below 1GHz)

Test Requirement 47 CFR Part 15, Subpart C 15.209 & Subpart E 15.407(b)
Test Method: ANSI C63.10-2020+Cor.1-2023 Section 6.4,6.5
Measurement Distance: 3m
Test Engineer: Rex Liu

Limit:

Frequency(MHz)	Field strength(microvolts/meter)	Measurement distance(meters)
0.009-0.490	2400/F(kHz)	300
0.490-1.705	24000/F(kHz)	30
1.705-30.0	30	30
30-88	100	3
88-216	150	3
216-960	200	3
960-1000	500	3

Note

1. The emission limits for the ranges 9-90 kHz and 110-490 kHz are based on measurements employing a linear average detector.

2. At frequencies below 1GHz, measurements may be performed at a distance different to specified in the regulations.

Level= Read Level+ Cable Loss+ Antenna Factor- Preamp Factor+ Aux Factor (if applicable)

The aux factor needs to be added when measurements are performed at a distance other than the limit distance provided.

EX. Below 30MHz, Aux Factor = 40 dB/decade of distance, the aux factor is 40log(3/300) = -80dB (for 3m test distance).

EX. Above 30MHz, Aux Factor = 20 dB/decade of distance, the aux factor is 20log(10/3) = 10.46dB (for 10m test distance).

7.2.1 E.U.T. Operation

Operating Environment:

Temperature: 22.8 °C Humidity: 48.5 % RH Atmospheric Pressure: 1000 mbar

7.2.2 Test Mode Description

Pre-scan / Final test	Mode Code	Description
Pre-scan	06	TX mode (U-NII-1)_Keep the EUT in continuously transmitting mode with all modulation types. All data rates for each modulation type have been tested and found the data rate @ 6Mbps is the worst case of IEEE 802.11a; data rate @ MCS0 is the worst case of IEEE 802.11n/ac/ax 20, Only the data of worst case is recorded in the report.

Unless otherwise agreed in writing, this document is issued by the Company subject to its General Conditions of Service printed overleaf, available on request or accessible at http://www.sgs.com/en/Terms-and-Conditions.aspx and, for electronic format documents, subject to Terms and Conditions for Electronic Documents at http://www.sgs.com/en/Terms-and-Conditions/Terms-e-Document.aspx. Attention is drawn to the limitation of liability, indemnification and jurisdiction issues defined therein. Any holder of this document is advised that information contained hereon reflects the Company's findings at the time of its intervention only and within the limits of Client's instructions, if any. The Company's sole responsibility is to its Client and this document does not exonerate parties to a transaction from exercising all their rights and obligations under the transaction documents. This document cannot be reproduced except in full, without prior written approval of the Company. Any unauthorized alteration, forgery or falsification of the content or appearance of this document is unlawful and offenders may be prosecuted to the fullest extent of the law. Unless otherwise stated the results shown in this test report refer only to the sample(s) tested and such sample(s) are retained for 30 days only.
Attention: To check the authenticity of testing /inspection report & certificate, please contact us at telephone: (86-755) 8307 1443, or email: CN.Doccheck@sgs.com
Fuyong lab. Xinlong TechnoPark, Fengtang Road, Fuyong Subdistrict, Bao'an, Shenzhen, China 518103 t (86–755) 88663988 f (86–755) 26710594 www.sgsgroup.com.cn
中国·深圳·宝安区福永街道凤塘大道鑫龙科技园福永实验室 邮编: 518103 t (86–755) 88663988 f (86–755) 26710594 sgs.china@sgs.com
Member of the SGS Group (SGS SA)

Pre-scan	07	TX mode (U-NII-2A) _Keep the EUT in continuously transmitting mode with all modulation types. All data rates for each modulation type have been tested and found the data rate @ 6Mbps is the worst case of IEEE 802.11a; data rate @ MCS0 is the worst case of IEEE 802.11n/ac/ax 20, Only the data of worst case is recorded in the report.
Pre-scan	08	TX mode (U-NII-2C) _Keep the EUT in continuously transmitting mode with all modulation types. All data rates for each modulation type have been tested and found the data rate @ 6Mbps is the worst case of IEEE 802.11a; data rate @ MCS0 is the worst case of IEEE 802.11n/ac/ax 20, Only the data of worst case is recorded in the report.
Pre-scan	09	TX mode (U-NII-3) _Keep the EUT in continuously transmitting mode with all modulation types. All data rates for each modulation type have been tested and found the data rate @ 6Mbps is the worst case of IEEE 802.11a; data rate @ MCS0 is the worst case of IEEE 802.11n/ac/ax 20, Only the data of worst case is recorded in the report.
Final test	11	Charge + TX mode (U-NII-1) _Keep the EUT in continuously transmitting mode with all modulation types and being charged. All data rates for each modulation type have been tested and found the data rate @ 6Mbps is the worst case of IEEE 802.11a; data rate @ MCS0 is the worst case of IEEE 802.11n/ac/ax 20, Only the data of worst case is recorded in the report.
Pre-scan	12	Charge + TX mode (U-NII-2A) _Keep the EUT in continuously transmitting mode with all modulation types and being charged. All data rates for each modulation type have been tested and found the data rate @ 6Mbps is the worst case of IEEE 802.11a; data rate @ MCS0 is the worst case of IEEE 802.11n/ac/ax 20, Only the data of worst case is recorded in the report.
Pre-scan	13	Charge + TX mode (U-NII-2C) _Keep the EUT in continuously transmitting mode with all modulation types and being charged. All data rates for each modulation type have been tested and found the data rate @ 6Mbps is the worst case of IEEE 802.11a; data rate @ MCS0 is the worst case of IEEE 802.11n/ac/ax 20. Only the data of worst case is recorded in the report.
Pre-scan	14	Charge + TX mode (U-NII-3) _Keep the EUT in continuously transmitting mode with all modulation types and being charged. All data rates for each modulation type have been tested and found the data rate @ 6Mbps is the worst case of IEEE 802.11a; data rate @ MCS0 is the worst case of IEEE 802.11n/ac/ax 20, Only the data of worst case is recorded in the report.

Unless otherwise agreed in writing, this document is issued by the Company subject to its General Conditions of Service printed overleaf, available on request or accessible at http://www.sgs.com/en/Terms-and-Conditions.aspx and, for electronic format documents, subject to Terms and Conditions for Electronic Documents at http://www.sgs.com/en/Terms-and-Conditions/Terms-e-Document.aspx. Attention is drawn to the limitation of liability, indemnification and jurisdiction issues defined therein. Any holder of this document is advised that information contained hereon reflects the Company's findings at the time of its intervention only and within the limits of Client's instructions, if any. The Company's sole responsibility is to its Client and this document does not exonerate parties to a transaction from exercising all their rights and obligations under the transaction documents. This document cannot be reproduced except in full, without prior written approval of the Company. Any unauthorized alteration, forgery or falsification of the content or appearance of this document is unlawful and offenders may be prosecuted to the fullest extent of the law. Unless otherwise stated the results shown in this test report refer only to the sample(s) tested and such sample(s) are retained for 30 days only.
Attention: To check the authenticity of testing /inspection report & certificate, please contact us at telephone: (86-755) 8307 1443, or email: CN.Doccheck@sgs.com
Fuyong lab. Xinlong TechnoPark, Fengtang Road, Fuyong Subdistrict, Bao'an, Shenzhen, China 518103 t (86–755) 88663988 f (86–755) 26710594 www.sgsgroup.com.cn
中国·深圳·宝安区福永街道凤塘大道鑫龙科技园福永实验室 邮编: 518103 t (86–755) 88663988 f (86–755) 26710594 sgs.china@sgs.com
Member of the SGS Group (SGS SA)

7.2.3 Test Setup Diagram

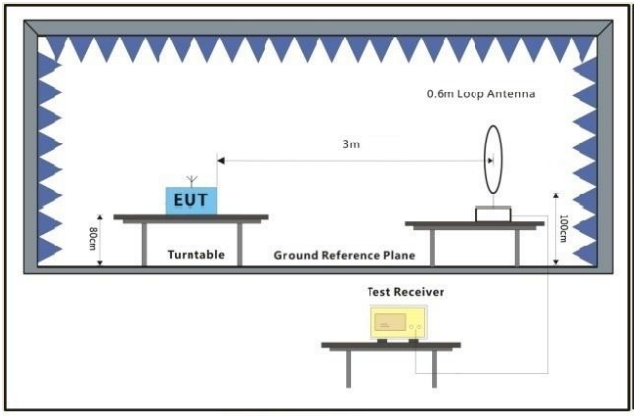

Below 30MHz

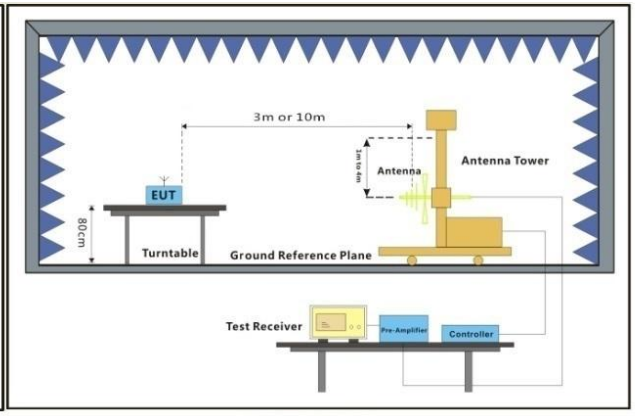

30MHz-1GHz

Unless otherwise agreed in writing, this document is issued by the Company subject to its General Conditions of Service printed overleaf, available on request or accessible at http://www.sgs.com/en/Terms-and-Conditions.aspx and, for electronic format documents, subject to Terms and Conditions for Electronic Documents at http://www.sgs.com/en/Terms-and-Conditions/Terms-e-Document.aspx. Attention is drawn to the limitation of liability, indemnification and jurisdiction issues defined therein. Any holder of this document is advised that information contained hereon reflects the Company's findings at the time of its intervention only and within the limits of Client's instructions, if any. The Company's sole responsibility is to its Client and this document does not exonerate parties to a transaction from exercising all their rights and obligations under the transaction documents. This document cannot be reproduced except in full, without prior written approval of the Company. Any unauthorized alteration, forgery or falsification of the content or appearance of this document is unlawful and offenders may be prosecuted to the fullest extent of the law. Unless otherwise stated the results shown in this test report refer only to the sample(s) tested and such sample(s) are retained for 30 days only.
Attention: To check the authenticity of testing /inspection report & certificate, please contact us at telephone: (86-755) 8307 1443, or email: CN.Doccheck@sgs.com
Fuyong lab. Xinlong TechnoPark, Fengtang Road, Fuyong Subdistrict, Bao'an, Shenzhen, China 518103 t (86–755) 88663988 f (86–755) 26710594 www.sgsgroup.com.cn
中国·深圳·宝安区福永街道凤塘大道鑫龙科技园福永实验室 邮编: 518103 t (86–755) 88663988 f (86–755) 26710594 sgs.china@sgs.com
Member of the SGS Group (SGS SA)

7.2.4 Measurement Procedure and Data

a. For below 1GHz, the EUT was placed on the top of a rotating table 0.8m above the ground at a semi-anechoic chamber. The table was rotated 360 degrees to determine the position of the highest radiation.

b. The EUT was set 3m or 10m away from the interference-receiving antenna, which was mounted on the variable-height antenna tower.

c. The antenna height is varied from 1m to 4m above the ground to determine the maximum value of the field strength. Both horizontal and vertical polarizations of the antenna are set to make the measurement.

d. For each suspected emission, the EUT was arranged to its worst case and then the antenna was tuned to heights from 1m to 4m (for the test frequency of below 30MHz, the antenna was tuned to heights 1m) and the rotatable table was turned from 0 degrees to 360 degrees to find the maximum reading.

e. The test-receiver system was set to Peak Detect Function and Specified Bandwidth with Maximum Hold Mode.

f. If the emission level of the EUT in peak mode was 10dB lower than the limit specified, then testing could be stopped and the peak values of the EUT would be reported. Otherwise the emissions that did not have 10dB margin would be re-tested one by one using quasi-peak method as specified and then reported in a data sheet.

g. Test the EUT in the lowest channel, the middle channel, the Highest channel.

h. The radiation measurements are performed in X, Y, Z axis positioning for Transmitting mode, and found the X axis positioning which it is the worst case.

i. Repeat above procedures until all frequencies measured was complete.

Remark:

1. At frequencies below 1GHz, measurements may be performed at a distance different to specified in the regulations.

Level= Read Level+ Cable Loss+ Antenna Factor- Preamp Factor+ Aux Factor (if applicable)

The aux factor needs to be added when measurements are performed at a distance other than the limit distance provided.

EX. Below 30MHz, Aux Factor = 40 dB/decade of distance, the aux factor is 40log(3/300) = -80dB (for 3m test distance).

EX. Above 30MHz, Aux Factor = 20 dB/decade of distance, the aux factor is 20log(10/3) = 10.46dB (for 10m test distance).

2. Scan from 9kHz to 30MHz, the disturbance below 30MHz was very low. The amplitude of spurious emissions from the radiator which are attenuated more than 20dB below the limit need not be reported.

3. The disturbance below 1GHz was very low and the harmonics were the highest point could be found when testing, so only the worst-case test curve is displayed.

4. Both antennas were considered for testing, and only the worst-case data was recorded in the report. The worst-case antenna is ANT1 unless stated otherwise.

Unless otherwise agreed in writing, this document is issued by the Company subject to its General Conditions of Service printed overleaf, available on request or accessible at http://www.sgs.com/en/Terms-and-Conditions.aspx and, for electronic format documents, subject to Terms and Conditions for Electronic Documents at http://www.sgs.com/en/Terms-and-Conditions/Terms-e-Document.aspx. Attention is drawn to the limitation of liability, indemnification and jurisdiction issues defined therein. Any holder of this document is advised that information contained hereon reflects the Company's findings at the time of its intervention only and within the limits of Client's instructions, if any. The Company's sole responsibility is to its Client and this document does not exonerate parties to a transaction from exercising all their rights and obligations under the transaction documents. This document cannot be reproduced except in full, without prior written approval of the Company. Any unauthorized alteration, forgery or falsification of the content or appearance of this document is unlawful and offenders may be prosecuted to the fullest extent of the law. Unless otherwise stated the results shown in this test report refer only to the sample(s) tested and such sample(s) are retained for 30 days only.
Attention: To check the authenticity of testing /inspection report & certificate, please contact us at telephone: (86-755) 8307 1443, or email: CN.Doccheck@sgs.com
Fuyong lab. Xinlong TechnoPark, Fengtang Road, Fuyong Subdistrict, Bao'an, Shenzhen, China 518103 t (86–755) 88663988 f (86–755) 26710594 www.sgsgroup.com.cn
中国・深圳・宝安区福永街道凤塘大道鑫龙科技园福永实验室 邮编: 518103 t (86–755) 88663988 f (86–755) 26710594 sgs.china@sgs.com
Member of the SGS Group (SGS SA)

Test Mode: 11

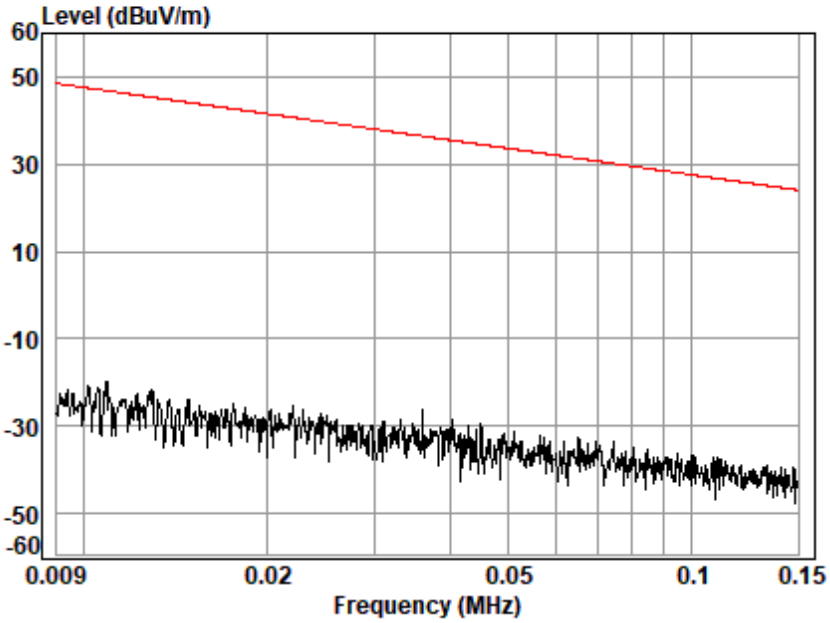


```
Site      : chamber
Condition: 3m
Job No.   : 00395AT
Test Mode: 11
          : coaxial
```

Unless otherwise agreed in writing, this document is issued by the Company subject to its General Conditions of Service printed overleaf, available on request or accessible at http://www.sgs.com/en/Terms-and-Conditions.aspx and, for electronic format documents, subject to Terms and Conditions for Electronic Documents at http://www.sgs.com/en/Terms-and-Conditions/Terms-e-Document.aspx. Attention is drawn to the limitation of liability, indemnification and jurisdiction issues defined therein. Any holder of this document is advised that information contained hereon reflects the Company's findings at the time of its intervention only and within the limits of Client's instructions, if any. The Company's sole responsibility is to its Client and this document does not exonerate parties to a transaction from exercising all their rights and obligations under the transaction documents. This document cannot be reproduced except in full, without prior written approval of the Company. Any unauthorized alteration, forgery or falsification of the content or appearance of this document is unlawful and offenders may be prosecuted to the fullest extent of the law. Unless otherwise stated the results shown in this test report refer only to the sample(s) tested and such sample(s) are retained for 30 days only.
Attention: To check the authenticity of testing /inspection report & certificate, please contact us at telephone: (86-755) 8307 1443, or email: CN.Doccheck@sgs.com
Fuyong lab. Xinlong TechnoPark, Fengtang Road, Fuyong Subdistrict, Bao'an, Shenzhen, China 518103 t (86–755) 88663988 f (86–755) 26710594 www.sgsgroup.com.cn
中国·深圳·宝安区福永街道凤塘大道鑫龙科技园福永实验室 邮编: 518103 t (86–755) 88663988 f (86–755) 26710594 sgs.china@sgs.com
Member of the SGS Group (SGS SA)

Test Mode: 11

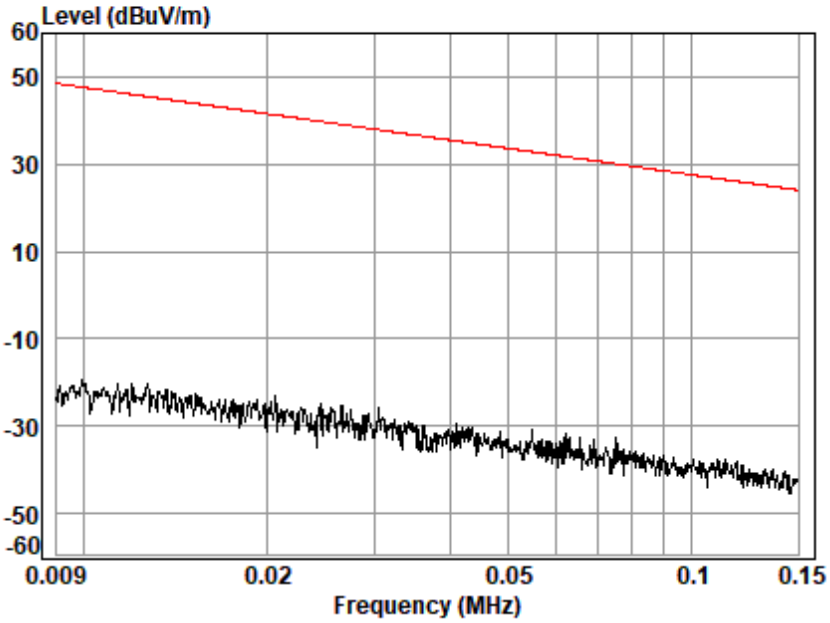


```
Site      : chamber
Condition: 3m
Job No.   : 00395AT
Test Mode: 11
          : coplanar
```

Unless otherwise agreed in writing, this document is issued by the Company subject to its General Conditions of Service printed overleaf, available on request or accessible at http://www.sgs.com/en/Terms-and-Conditions.aspx and, for electronic format documents, subject to Terms and Conditions for Electronic Documents at http://www.sgs.com/en/Terms-and-Conditions/Terms-e-Document.aspx. Attention is drawn to the limitation of liability, indemnification and jurisdiction issues defined therein. Any holder of this document is advised that information contained hereon reflects the Company's findings at the time of its intervention only and within the limits of Client's instructions, if any. The Company's sole responsibility is to its Client and this document does not exonerate parties to a transaction from exercising all their rights and obligations under the transaction documents. This document cannot be reproduced except in full, without prior written approval of the Company. Any unauthorized alteration, forgery or falsification of the content or appearance of this document is unlawful and offenders may be prosecuted to the fullest extent of the law. Unless otherwise stated the results shown in this test report refer only to the sample(s) tested and such sample(s) are retained for 30 days only.
Attention: To check the authenticity of testing /inspection report & certificate, please contact us at telephone: (86-755) 8307 1443, or email: CN.Doccheck@sgs.com
Fuyong lab. Xinlong TechnoPark, Fengtang Road, Fuyong Subdistrict, Bao'an, Shenzhen, China 518103 t (86–755) 88663988 f (86–755) 26710594 www.sgsgroup.com.cn
中国·深圳·宝安区福永街道凤塘大道鑫龙科技园福永实验室 邮编: 518103 t (86–755) 88663988 f (86–755) 26710594 sgs.china@sgs.com
Member of the SGS Group (SGS SA)

Test Mode: 11

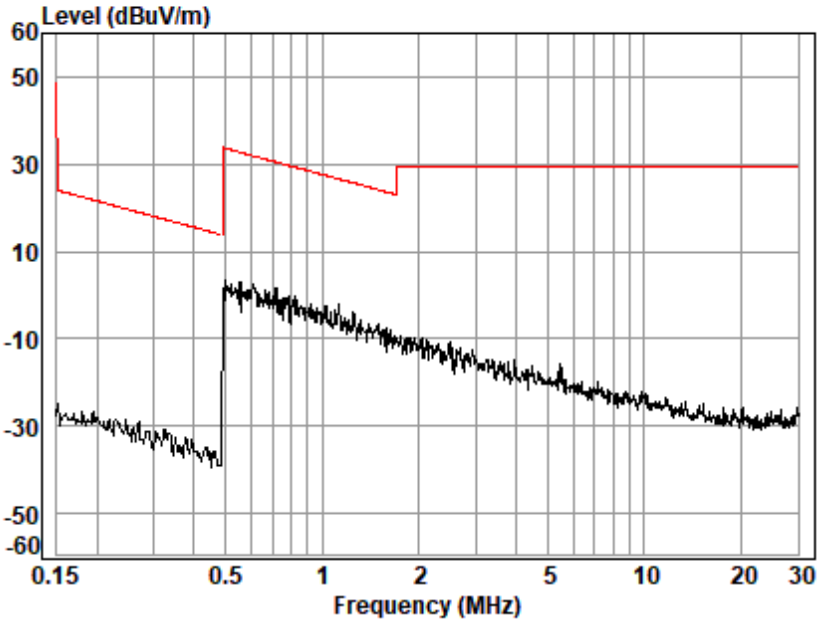


```
Site      : chamber
Condition: 3m
Job No.   : 00395AT
Test Mode: 11
          : coaxial
```

Unless otherwise agreed in writing, this document is issued by the Company subject to its General Conditions of Service printed overleaf, available on request or accessible at http://www.sgs.com/en/Terms-and-Conditions.aspx and, for electronic format documents, subject to Terms and Conditions for Electronic Documents at http://www.sgs.com/en/Terms-and-Conditions/Terms-e-Document.aspx. Attention is drawn to the limitation of liability, indemnification and jurisdiction issues defined therein. Any holder of this document is advised that information contained hereon reflects the Company's findings at the time of its intervention only and within the limits of Client's instructions, if any. The Company's sole responsibility is to its Client and this document does not exonerate parties to a transaction from exercising all their rights and obligations under the transaction documents. This document cannot be reproduced except in full, without prior written approval of the Company. Any unauthorized alteration, forgery or falsification of the content or appearance of this document is unlawful and offenders may be prosecuted to the fullest extent of the law. Unless otherwise stated the results shown in this test report refer only to the sample(s) tested and such sample(s) are retained for 30 days only.
Attention: To check the authenticity of testing /inspection report & certificate, please contact us at telephone: (86-755) 8307 1443, or email: CN.Doccheck@sgs.com
Fuyong lab. Xinlong TechnoPark, Fengtang Road, Fuyong Subdistrict, Bao'an, Shenzhen, China 518103 t (86–755) 88663988 f (86–755) 26710594 www.sgsgroup.com.cn
中国·深圳·宝安区福永街道凤塘大道鑫龙科技园福永实验室 邮编: 518103 t (86–755) 88663988 f (86–755) 26710594 sgs.china@sgs.com
Member of the SGS Group (SGS SA)

Test Mode: 11

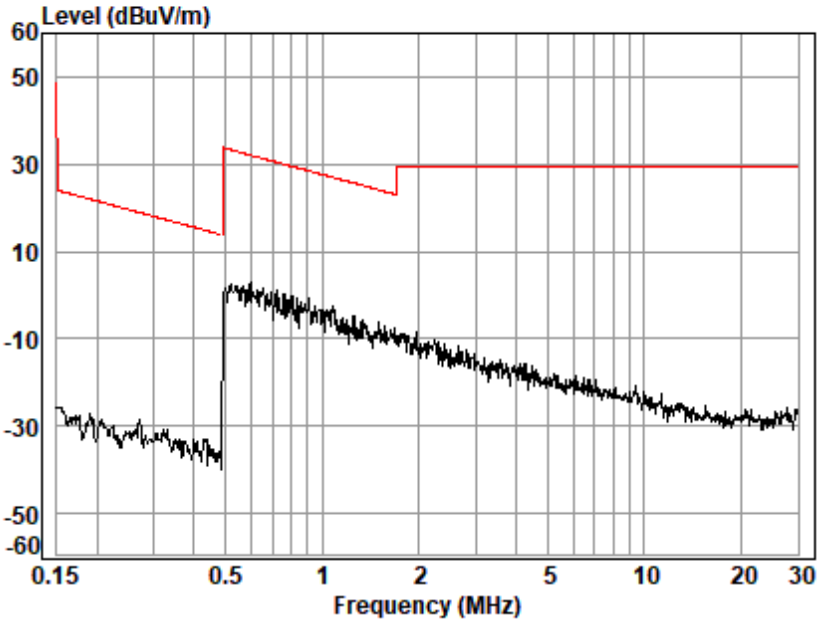


```
Site      : chamber
Condition: 3m
Job No.   : 00395AT
Test Mode: 11
          : coplanar
```

Unless otherwise agreed in writing, this document is issued by the Company subject to its General Conditions of Service printed overleaf, available on request or accessible at http://www.sgs.com/en/Terms-and-Conditions.aspx and, for electronic format documents, subject to Terms and Conditions for Electronic Documents at http://www.sgs.com/en/Terms-and-Conditions/Terms-e-Document.aspx. Attention is drawn to the limitation of liability, indemnification and jurisdiction issues defined therein. Any holder of this document is advised that information contained hereon reflects the Company's findings at the time of its intervention only and within the limits of Client's instructions, if any. The Company's sole responsibility is to its Client and this document does not exonerate parties to a transaction from exercising all their rights and obligations under the transaction documents. This document cannot be reproduced except in full, without prior written approval of the Company. Any unauthorized alteration, forgery or falsification of the content or appearance of this document is unlawful and offenders may be prosecuted to the fullest extent of the law. Unless otherwise stated the results shown in this test report refer only to the sample(s) tested and such sample(s) are retained for 30 days only.
Attention: To check the authenticity of testing /inspection report & certificate, please contact us at telephone: (86-755) 8307 1443, or email: CN.Doccheck@sgs.com
Fuyong lab. Xinlong TechnoPark, Fengtang Road, Fuyong Subdistrict, Bao'an, Shenzhen, China 518103 t (86–755) 88663988 f (86–755) 26710594 www.sgsgroup.com.cn
中国·深圳·宝安区福永街道凤塘大道鑫龙科技园福永实验室 邮编: 518103 t (86–755) 88663988 f (86–755) 26710594 sgs.china@sgs.com
Member of the SGS Group (SGS SA)

Test Mode: 11; Polarity: Horizontal

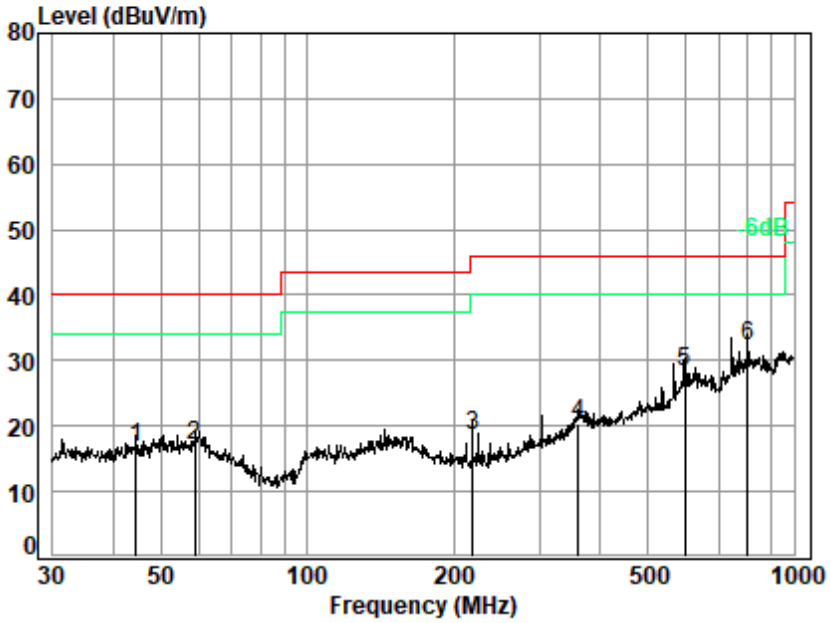

Site : chamber
Condition: 3m HORIZONTAL
Job No : 00395AT/00396AT
Mode : 11

	Freq	Cable Loss	Ant Factor	Preamp Factor	Read Level	Level	Limit Line	Over Limit	Remark
	MHz	dB	dB/m	dB	dBuV	dBuV/m	dBuV/m	dB	
1	44.43	0.54	17.60	26.11	24.55	16.58	40.00	-23.42	QP
2	58.82	0.68	17.39	26.10	25.15	17.12	40.00	-22.88	QP
3	218.31	0.90	13.95	25.40	29.13	18.58	46.00	-27.42	QP
4	360.45	1.47	18.71	25.70	25.88	20.36	46.00	-25.64	QP
5	597.22	3.40	23.86	26.56	27.60	28.30	46.00	-17.70	QP
6	804.60	3.42	26.84	26.49	28.38	32.15	46.00	-13.85	QP

Unless otherwise agreed in writing, this document is issued by the Company subject to its General Conditions of Service printed overleaf, available on request or accessible at http://www.sgs.com/en/Terms-and-Conditions.aspx and, for electronic format documents, subject to Terms and Conditions for Electronic Documents at http://www.sgs.com/en/Terms-and-Conditions/Terms-e-Document.aspx. Attention is drawn to the limitation of liability, indemnification and jurisdiction issues defined therein. Any holder of this document is advised that information contained hereon reflects the Company's findings at the time of its intervention only and within the limits of Client's instructions, if any. The Company's sole responsibility is to its Client and this document does not exonerate parties to a transaction from exercising all their rights and obligations under the transaction documents. This document cannot be reproduced except in full, without prior written approval of the Company. Any unauthorized alteration, forgery or falsification of the content or appearance of this document is unlawful and offenders may be prosecuted to the fullest extent of the law. Unless otherwise stated the results shown in this test report refer only to the sample(s) tested and such sample(s) are retained for 30 days only.
Attention: To check the authenticity of testing /inspection report & certificate, please contact us at telephone: (86-755) 8307 1443, or email: CN.Doccheck@sgs.com
Fuyong lab. Xinlong TechnoPark, Fengtang Road, Fuyong Subdistrict, Bao'an, Shenzhen, China 518103 t (86–755) 88663988 f (86–755) 26710594 www.sgsgroup.com.cn
中国·深圳·宝安区福永街道凤塘大道鑫龙科技园福永实验室 邮编: 518103 t (86–755) 88663988 f (86–755) 26710594 sgs.china@sgs.com
Member of the SGS Group (SGS SA)

Test Mode: 11; Polarity: Vertical

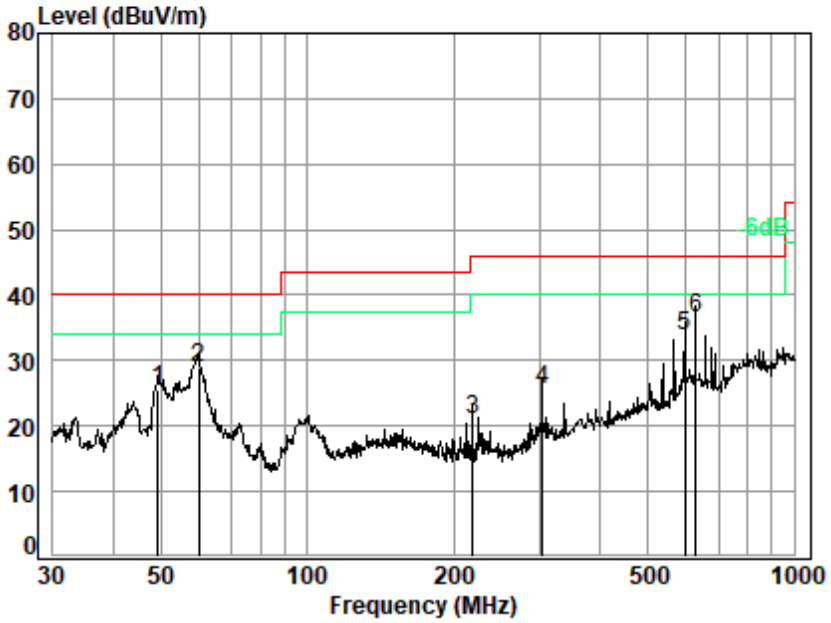

Site : chamber
Condition: 3m VERTICAL
Job No : 00395AT/00396AT
Mode : 11

	Freq	Cable Loss	Ant Factor	Preamp Factor	Read Level	Level	Limit Line	Over Limit	Remark
	MHz	dB	dB/m	dB	dBuV	dBuV/m	dBuV/m	dB	
1	49.36	0.79	17.78	26.10	33.14	25.61	40.00	-14.39	QP
2	59.86	0.78	17.29	26.10	36.94	28.91	40.00	-11.09	QP
3	218.31	0.90	13.95	25.40	31.69	21.14	46.00	-24.86	QP
4	303.54	0.51	17.66	25.23	32.54	25.48	46.00	-20.52	QP
5	597.22	3.40	23.86	26.56	33.16	33.86	46.00	-12.14	QP
6	627.27	3.08	24.21	26.55	35.69	36.43	46.00	-9.57	QP

Unless otherwise agreed in writing, this document is issued by the Company subject to its General Conditions of Service printed overleaf, available on request or accessible at http://www.sgs.com/en/Terms-and-Conditions.aspx and, for electronic format documents, subject to Terms and Conditions for Electronic Documents at http://www.sgs.com/en/Terms-and-Conditions/Terms-e-Document.aspx. Attention is drawn to the limitation of liability, indemnification and jurisdiction issues defined therein. Any holder of this document is advised that information contained hereon reflects the Company's findings at the time of its intervention only and within the limits of Client's instructions, if any. The Company's sole responsibility is to its Client and this document does not exonerate parties to a transaction from exercising all their rights and obligations under the transaction documents. This document cannot be reproduced except in full, without prior written approval of the Company. Any unauthorized alteration, forgery or falsification of the content or appearance of this document is unlawful and offenders may be prosecuted to the fullest extent of the law. Unless otherwise stated the results shown in this test report refer only to the sample(s) tested and such sample(s) are retained for 30 days only.
Attention: To check the authenticity of testing /inspection report & certificate, please contact us at telephone: (86-755) 8307 1443, or email: CN.Doccheck@sgs.com
Fuyong lab. Xinlong TechnoPark, Fengtang Road, Fuyong Subdistrict, Bao'an, Shenzhen, China 518103 t (86–755) 88663988 f (86–755) 26710594 www.sgsgroup.com.cn
中国·深圳·宝安区福永街道凤塘大道鑫龙科技园福永实验室 邮编: 518103 t (86–755) 88663988 f (86–755) 26710594 sgs.china@sgs.com
Member of the SGS Group (SGS SA)

7.3 Radiated Emissions (Above 1GHz)

Test Requirement 47 CFR Part 15, Subpart C 15.209 & Subpart E 15.407(b)
Test Method: ANSI C63.10-2020+Cor.1-2023 Section 6.6 & 12.7
Measurement Distance: 3m
Test Engineer: Rex Liu

Limit:

Frequency(MHz)	Field strength(microvolts/meter)	Measurement distance(meters)
0.009-0.490	2400/F(kHz)	300
0.490-1.705	24000/F(kHz)	30
1.705-30.0	30	30
30-88	100	3
88-216	150	3
216-960	200	3
Above 960	500	3

Unless otherwise agreed in writing, this document is issued by the Company subject to its General Conditions of Service printed overleaf, available on request or accessible at http://www.sgs.com/en/Terms-and-Conditions.aspx and, for electronic format documents, subject to Terms and Conditions for Electronic Documents at http://www.sgs.com/en/Terms-and-Conditions/Terms-e-Document.aspx. Attention is drawn to the limitation of liability, indemnification and jurisdiction issues defined therein. Any holder of this document is advised that information contained hereon reflects the Company's findings at the time of its intervention only and within the limits of Client's instructions, if any. The Company's sole responsibility is to its Client and this document does not exonerate parties to a transaction from exercising all their rights and obligations under the transaction documents. This document cannot be reproduced except in full, without prior written approval of the Company. Any unauthorized alteration, forgery or falsification of the content or appearance of this document is unlawful and offenders may be prosecuted to the fullest extent of the law. Unless otherwise stated the results shown in this test report refer only to the sample(s) tested and such sample(s) are retained for 30 days only.
Attention: To check the authenticity of testing /inspection report & certificate, please contact us at telephone: (86-755) 8307 1443, or email: CN.Doccheck@sgs.com
Fuyong lab. Xinlong TechnoPark, Fengtang Road, Fuyong Subdistrict, Bao'an, Shenzhen, China 518103 t (86–755) 88663988 f (86–755) 26710594 www.sgsgroup.com.cn
中国·深圳·宝安区福永街道凤塘大道鑫龙科技园福永实验室 邮编: 518103 t (86–755) 88663988 f (86–755) 26710594 sgs.china@sgs.com
Member of the SGS Group (SGS SA)

*(1) For transmitters operating in the 5.15-5.25 GHz band: All emissions outside of the 5.15-5.35 GHz band shall not exceed an e.i.r.p. of −27 dBm/MHz.

(2) For transmitters operating in the 5.25-5.35 GHz band: All emissions outside of the 5.15-5.35 GHz band shall not exceed an e.i.r.p. of −27 dBm/MHz.

(3) For transmitters operating in the 5.47-5.725 GHz band: All emissions outside of the 5.47-5.725 GHz band shall not exceed an e.i.r.p. of −27 dBm/MHz.

(4) For transmitters operating in the 5.725-5.85 GHz band:

(i) All emissions shall be limited to a level of −27 dBm/MHz at 75 MHz or more above or below the band edge increasing linearly to 10 dBm/MHz at 25 MHz above or below the band edge, and from 25 MHz above or below the band edge increasing linearly to a level of 15.6 dBm/MHz at 5 MHz above or below the band edge, and from 5 MHz above or below the band edge increasing linearly to a level of 27 dBm/MHz at the band edge.

Remark:

1. The emission limits shown in the above table are based on measurements employing a CISPR quasi-peak detector except for the frequency bands 9-90kHz, 110-490kHz and above 1000MHz. Radiated emission limits in these three bands are based on measurements employing an average detector, the peak field strength of any emission shall not exceed the maximum permitted average limits specified above by more than 20 dB under any condition of modulation.

2. Above 18GHz, measurements may be performed at a distance shorter than that specified in the regulations

Level= Read Level+ Cable Loss+ Antenna Factor- Preamp Factor+ Aux Factor (if applicable)

The aux factor needs to be added when measurements are performed at a distance other than the limit distance provided.

EX. Above 18GHz, Aux Factor = 20 dB/decade of distance, the aux factor is 20log(1/3) = -9.54dB (for 1m test distance).

7.3.1 E.U.T. Operation

Operating Environment:

Temperature: 22.3 °C Humidity: 51.4 % RH Atmospheric Pressure: 1000 mbar

7.3.2 Test Mode Description

Pre-scan / Final test	Mode Code	Description
Final test	06	TX mode (U-NII-1)_Keep the EUT in continuously transmitting mode with all modulation types. All data rates for each modulation type have been tested and found the data rate @ 6Mbps is the worst case of IEEE 802.11a; data rate @ MCS0 is the worst case of IEEE 802.11n/ac/ax 20, Only the data of worst case is recorded in the report.
Final test	07	TX mode (U-NII-2A) _Keep the EUT in continuously transmitting mode with all modulation types. All data rates for each modulation type have been tested and found the data rate @ 6Mbps is the worst case of IEEE 802.11a; data rate @ MCS0

Unless otherwise agreed in writing, this document is issued by the Company subject to its General Conditions of Service printed overleaf, available on request or accessible at http://www.sgs.com/en/Terms-and-Conditions.aspx and, for electronic format documents, subject to Terms and Conditions for Electronic Documents at http://www.sgs.com/en/Terms-and-Conditions/Terms-e-Document.aspx. Attention is drawn to the limitation of liability, indemnification and jurisdiction issues defined therein. Any holder of this document is advised that information contained hereon reflects the Company's findings at the time of its intervention only and within the limits of Client's instructions, if any. The Company's sole responsibility is to its Client and this document does not exonerate parties to a transaction from exercising all their rights and obligations under the transaction documents. This document cannot be reproduced except in full, without prior written approval of the Company. Any unauthorized alteration, forgery or falsification of the content or appearance of this document is unlawful and offenders may be prosecuted to the fullest extent of the law. Unless otherwise stated the results shown in this test report refer only to the sample(s) tested and such sample(s) are retained for 30 days only.
Attention: To check the authenticity of testing /inspection report & certificate, please contact us at telephone: (86-755) 8307 1443, or email: CN.Doccheck@sgs.com
Fuyong lab. Xinlong TechnoPark, Fengtang Road, Fuyong Subdistrict, Bao'an, Shenzhen, China 518103 t (86–755) 88663988 f (86–755) 26710594 www.sgsgroup.com.cn
中国・深圳・宝安区福永街道凤塘大道鑫龙科技园福永实验室 邮编: 518103 t (86–755) 88663988 f (86–755) 26710594 sgs.china@sgs.com
Member of the SGS Group (SGS SA)

		is the worst case of IEEE 802.11n/ac/ax 20, Only the data of worst case is recorded in the report.
Final test	08	TX mode (U-NII-2C) _Keep the EUT in continuously transmitting mode with all modulation types. All data rates for each modulation type have been tested and found the data rate @ 6Mbps is the worst case of IEEE 802.11a; data rate @ MCS0 is the worst case of IEEE 802.11n/ac/ax 20, Only the data of worst case is recorded in the report.
Final test	09	TX mode (U-NII-3) _Keep the EUT in continuously transmitting mode with all modulation types. All data rates for each modulation type have been tested and found the data rate @ 6Mbps is the worst case of IEEE 802.11a; data rate @ MCS0 is the worst case of IEEE 802.11n/ac/ax 20, Only the data of worst case is recorded in the report.
Pre-scan	11	Charge + TX mode (U-NII-1) _Keep the EUT in continuously transmitting mode with all modulation types and being charged. All data rates for each modulation type have been tested and found the data rate @ 6Mbps is the worst case of IEEE 802.11a; data rate @ MCS0 is the worst case of IEEE 802.11n/ac/ax 20, Only the data of worst case is recorded in the report.
Pre-scan	12	Charge + TX mode (U-NII-2A) _Keep the EUT in continuously transmitting mode with all modulation types and being charged. All data rates for each modulation type have been tested and found the data rate @ 6Mbps is the worst case of IEEE 802.11a; data rate @ MCS0 is the worst case of IEEE 802.11n/ac/ax 20, Only the data of worst case is recorded in the report.
Pre-scan	13	Charge + TX mode (U-NII-2C) _Keep the EUT in continuously transmitting mode with all modulation types and being charged. All data rates for each modulation type have been tested and found the data rate @ 6Mbps is the worst case of IEEE 802.11a; data rate @ MCS0 is the worst case of IEEE 802.11n/ac/ax 20. Only the data of worst case is recorded in the report.
Pre-scan	14	Charge + TX mode (U-NII-3) _Keep the EUT in continuously transmitting mode with all modulation types and being charged. All data rates for each modulation type have been tested and found the data rate @ 6Mbps is the worst case of IEEE 802.11a; data rate @ MCS0 is the worst case of IEEE 802.11n/ac/ax 20, Only the data of worst case is recorded in the report.

7.3.3 Test Setup Diagram

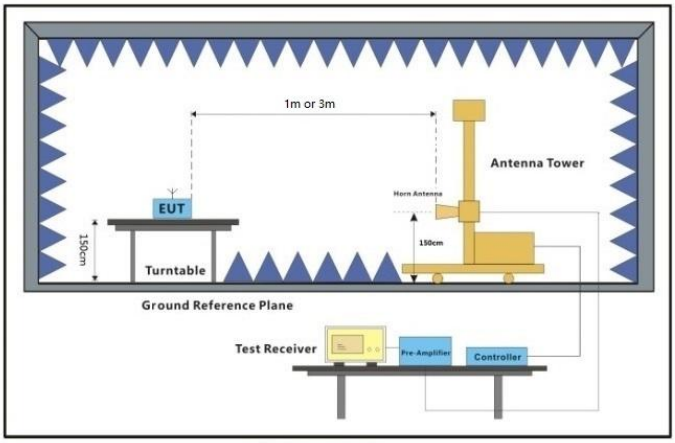

Above 1GHz

Unless otherwise agreed in writing, this document is issued by the Company subject to its General Conditions of Service printed overleaf, available on request or accessible at http://www.sgs.com/en/Terms-and-Conditions.aspx and, for electronic format documents, subject to Terms and Conditions for Electronic Documents at http://www.sgs.com/en/Terms-and-Conditions/Terms-e-Document.aspx. Attention is drawn to the limitation of liability, indemnification and jurisdiction issues defined therein. Any holder of this document is advised that information contained hereon reflects the Company's findings at the time of its intervention only and within the limits of Client's instructions, if any. The Company's sole responsibility is to its Client and this document does not exonerate parties to a transaction from exercising all their rights and obligations under the transaction documents. This document cannot be reproduced except in full, without prior written approval of the Company. Any unauthorized alteration, forgery or falsification of the content or appearance of this document is unlawful and offenders may be prosecuted to the fullest extent of the law. Unless otherwise stated the results shown in this test report refer only to the sample(s) tested and such sample(s) are retained for 30 days only.
Attention: To check the authenticity of testing /inspection report & certificate, please contact us at telephone: (86-755) 8307 1443, or email: CN.Doccheck@sgs.com
Fuyong lab. Xinlong TechnoPark, Fengtang Road, Fuyong Subdistrict, Bao'an, Shenzhen, China 518103 t (86–755) 88663988 f (86–755) 26710594 www.sgsgroup.com.cn
中国·深圳·宝安区福永街道凤塘大道鑫龙科技园福永实验室 邮编: 518103 t (86–755) 88663988 f (86–755) 26710594 sgs.china@sgs.com
Member of the SGS Group (SGS SA)

7.3.4 Measurement Procedure and Data

a. For above 1GHz, the EUT was placed on the top of a rotating table 1.5 meters above the ground at a 3 meter fully-anechoic chamber. The table was rotated 360 degrees to determine the position of the highest radiation.

b. The EUT was set 3 meters away from the interference-receiving antenna, which was mounted on the top of a variable-height antenna tower.

c. The antenna height is varied from one meter to four meters above the ground to determine the maximum value of the field strength. Both horizontal and vertical polarizations of the antenna are set to make the measurement.

d. For each suspected emission, the EUT was arranged to its worst case and then the antenna was tuned to heights from 1 meter to 4 meters (for the test frequency of below 30MHz, the antenna was tuned to heights 1 meter) and the rotatable table was turned from 0 degrees to 360 degrees to find the maximum reading.

e. The test-receiver system was set to Peak Detect Function and Specified Bandwidth with Maximum Hold Mode.

f. If the emission level of the EUT in peak mode was 10dB lower than the limit specified, then testing could be stopped and the peak values of the EUT would be reported. Otherwise the emissions that did not have 10dB margin would be re-tested one by one using peak or average method as specified and then reported in a data sheet.

g. Test the EUT in the lowest channel, the middle channel, the Highest channel.

h. The radiation measurements are performed in X, Y, Z axis positioning for Transmitting mode, and found the X axis positioning which it is the worst case.

i. Repeat above procedures until all frequencies measured was complete.

Remark:

1. Level= Read Level+ Cable Loss+ Antenna Factor- Preamp Factor

2. Scan from 1GHz to 40GHz, The points marked on below plots are the highest emissions could be found when testing, so only above points had been displayed. The amplitude of spurious emissions from the radiator which are attenuated more than 20dB below the limit need not be reported.

3. As shown in this section, for frequencies above 1GHz, the field strength limits are based on average limits. However, the peak field strength of any emission shall not exceed the maximum permitted average limits specified above by more than 20 dB under any condition of modulation. For the emissions whose peak level is lower than the average limit, only the peak measurement is shown in the report.

4. The disturbance above 18GHz were very low and the below harmonics were the highest point could be found when testing, so only the below harmonics had been displayed.

5. For devices with multiple operating modes, measurements on the middle channel is used to determine the worst-case mode(s). Only the worst case mode with the highest output power and the mode with the highest output power spectral density for each modulation family (e.g., OFDM and direct sequence spread spectrum) is recorded in the test report.

6. The resolution bandwidth of test receiver/spectrum analyzer is 1MHz and the video bandwidth is 3MHz for Peak detection (PK) and Average detection (AV) at frequency above 1GHz.

7. For fundamental and harmonic signal measurement, the resolution bandwidth of test receiver/spectrum analyzer is 1MHz and the video bandwidth is ⩾1/T (Duty cycle<98%) or 10Hz (Duty cycle⩾98%) for Average detection (AV) at frequency above 1GHz.

8. Both antennas were considered for testing, and only the worst-case data was recorded in the report. The worst-case antenna is ANT1 unless stated otherwise.

Unless otherwise agreed in writing, this document is issued by the Company subject to its General Conditions of Service printed overleaf, available on request or accessible at http://www.sgs.com/en/Terms-and-Conditions.aspx and, for electronic format documents, subject to Terms and Conditions for Electronic Documents at http://www.sgs.com/en/Terms-and-Conditions/Terms-e-Document.aspx. Attention is drawn to the limitation of liability, indemnification and jurisdiction issues defined therein. Any holder of this document is advised that information contained hereon reflects the Company's findings at the time of its intervention only and within the limits of Client's instructions, if any. The Company's sole responsibility is to its Client and this document does not exonerate parties to a transaction from exercising all their rights and obligations under the transaction documents. This document cannot be reproduced except in full, without prior written approval of the Company. Any unauthorized alteration, forgery or falsification of the content or appearance of this document is unlawful and offenders may be prosecuted to the fullest extent of the law. Unless otherwise stated the results shown in this test report refer only to the sample(s) tested and such sample(s) are retained for 30 days only.
Attention: To check the authenticity of testing /inspection report & certificate, please contact us at telephone: (86-755) 8307 1443, or email: CN.Doccheck@sgs.com
Fuyong lab. Xinlong TechnoPark, Fengtang Road, Fuyong Subdistrict, Bao'an, Shenzhen, China 518103 t (86–755) 88663988 f (86–755) 26710594 www.sgsgroup.com.cn
中国·深圳·宝安区福永街道凤塘大道鑫龙科技园福永实验室 邮编: 518103 t (86–755) 88663988 f (86–755) 26710594 sgs.china@sgs.com
Member of the SGS Group (SGS SA)

11a_TX_CH_36_Horizontal-Peak

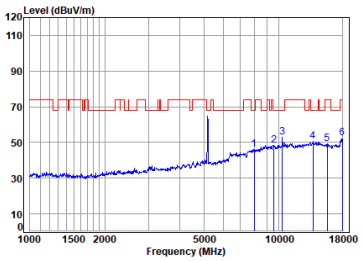

Condition: 3m HORIZONTAL
Job No : 00395AT/00396AT
Mode : 5180 TX RSE
: 5G Wi-Fi 11a

	Freq	Cable Loss	Ant Factor	Preamp Factor	Read Level	Level	Limit Line	Over Limit	Remark	Aux Factor
	MHz	dB	dB/m	dB	dBuV	dBuV/m	dBuV/m	dB		dB
1	7966.832	9.39	36.97	54.17	54.02	46.21	68.20	-21.99	Peak	0.00
2	9585.684	11.94	38.67	54.02	51.78	48.37	68.20	-19.83	Peak	0.00
3	pp10363.710	11.61	38.37	53.91	56.70	52.77	68.20	-15.43	Peak	0.00
4	13757.270	11.22	40.64	53.95	52.58	50.49	68.20	-17.71	Peak	0.00
5	15668.210	13.35	38.83	53.06	50.02	49.14	74.00	-24.86	Peak	0.00
6	18000.000	14.49	43.20	51.50	46.09	52.28	74.00	-21.72	Peak	0.00

11a_TX_CH_36_Horizontal-Avg

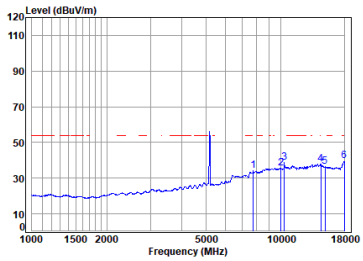

Condition: 3m HORIZONTAL
Job No : 00395AT/00396AT
Mode : 5180 TX RSE
: 5G Wi-Fi 11a

	Freq	Cable Loss	Ant Factor	Preamp Factor	Read Level	Level	Limit Line	Over Limit	Remark	Aux Factor
	MHz	dB	dB/m	dB	dBuV	dBuV/m	dBuV/m	dB		dB
1	7762.260	9.32	36.32	53.97	42.53	34.20	------	------	Average	0.00
2	10010.420	11.83	38.29	54.09	39.56	35.59	------	------	Average	0.00
3	10363.710	11.61	38.37	53.91	42.85	38.92	------	------	Average	0.00
4	14491.960	11.11	39.65	53.65	40.82	37.93	54.00	-16.07	Average	0.00
5	15090.400	12.52	39.31	53.35	37.89	36.37	------	------	Average	0.00
6	pp18000.000	14.49	43.20	51.50	33.32	39.51	54.00	-14.49	Average	0.00

11a_TX_CH_36_Vertical-Peak

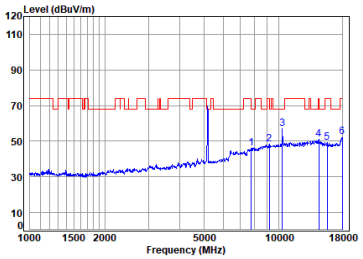

Condition: 3m VERTICAL
Job No : 00395AT/00396AT
Mode : 5180 TX RSE
: 5G Wi-Fi 11a

	Freq	Cable Loss	Ant Factor	Preamp Factor	Read Level	Level	Limit Line	Over Limit	Remark	Aux Factor
	MHz	dB	dB/m	dB	dBuV	dBuV/m	dBuV/m	dB		dB
1	7762.260	9.32	36.32	53.97	54.58	46.25	68.20	-21.95	Peak	0.00
2	9178.972	11.39	39.00	53.94	51.71	48.16	74.00	-25.84	Peak	0.00
3	pp10363.710	11.61	38.37	53.91	60.92	56.99	68.20	-11.21	Peak	0.00
4	14491.960	11.11	39.65	53.65	54.02	51.13	74.00	-22.87	Peak	0.00
5	15668.210	13.35	38.83	53.06	50.12	49.24	74.00	-24.76	Peak	0.00
6	18000.000	14.49	43.20	51.50	46.35	52.54	74.00	-21.46	Peak	0.00

11a_TX_CH_36_Vertical-Avg

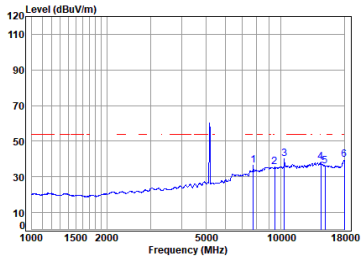

Condition: 3m VERTICAL
Job No : 00395AT/00396AT
Mode : 5180 TX RSE
: 5G Wi-Fi 11a

	Freq	Cable Loss	Ant Factor	Preamp Factor	Read Level	Level	Limit Line	Over Limit	Remark	Aux Factor
	MHz	dB	dB/m	dB	dBuV	dBuV/m	dBuV/m	dB		dB
1	7762.260	9.32	36.32	53.97	44.68	36.35	------	------	Average	0.00
2	9448.149	11.87	38.60	53.99	39.11	35.59	54.00	-18.41	Average	0.00
3	10363.710	11.61	38.37	53.91	43.91	39.98	------	------	Average	0.00
4	14491.960	11.11	39.65	53.65	41.02	38.13	54.00	-15.87	Average	0.00
5	15090.400	12.52	39.31	53.35	37.75	36.23	------	------	Average	0.00
6	pp18000.000	14.49	43.20	51.50	33.33	39.52	54.00	-14.48	Average	0.00

Unless otherwise agreed in writing, this document is issued by the Company subject to its General Conditions of Service printed overleaf, available on request or accessible at http://www.sgs.com/en/Terms-and-Conditions.aspx and, for electronic format documents, subject to Terms and Conditions for Electronic Documents at http://www.sgs.com/en/Terms-and-Conditions/Terms-e-Document.aspx. Attention is drawn to the limitation of liability, indemnification and jurisdiction issues defined therein. Any holder of this document is advised that information contained hereon reflects the Company's findings at the time of its intervention only and within the limits of Client's instructions, if any. The Company's sole responsibility is to its Client and this document does not exonerate parties to a transaction from exercising all their rights and obligations under the transaction documents. This document cannot be reproduced except in full, without prior written approval of the Company. Any unauthorized alteration, forgery or falsification of the content or appearance of this document is unlawful and offenders may be prosecuted to the fullest extent of the law. Unless otherwise stated the results shown in this test report refer only to the sample(s) tested and such sample(s) are retained for 30 days only.

Attention: To check the authenticity of testing /inspection report & certificate, please contact us at telephone: (86-755) 8307 1443, or email: CN.Doccheck@sgs.com

Fuyong lab. Xinlong TechnoPark, Fengtang Road, Fuyong Subdistrict, Bao'an, Shenzhen, China 518103 t (86–755) 88663988 f (86–755) 26710594 www.sgsgroup.com.cn

中国·深圳·宝安区福永街道凤塘大道鑫龙科技园福永实验室 邮编: 518103 t (86–755) 88663988 f (86–755) 26710594 sgs.china@sgs.com

Member of the SGS Group (SGS SA)

11a_TX_CH_44_Horizontal-Peak

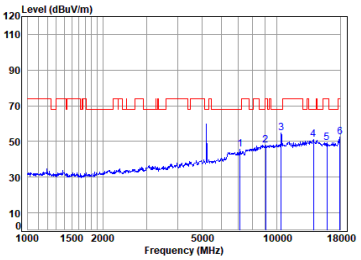

Condition: 3m HORIZONTAL
Job No : 00395AT/00396AT
Mode : 5220 TX RSE
: 5G Wi-Fi 11a

	Freq	Cable Loss	Ant Factor	Preamp Factor	Read Level	Level	Limit Line	Over Limit	Remark	Aux Factor
	MHz	dB	dB/m	dB	dBuV	dBuV/m	dBuV/m	dB		dB
1	7138.144	8.74	35.72	53.35	54.57	45.68	68.20	-22.52	Peak	0.00
2	9021.160	11.11	38.38	53.90	52.45	48.04	74.00	-25.96	Peak	0.00
3	pp10423.800	11.58	38.35	53.88	58.77	54.82	68.20	-13.38	Peak	0.00
4	14038.450	10.64	40.69	53.88	53.66	51.11	68.20	-17.09	Peak	0.00
5	15896.290	13.35	37.93	52.95	51.10	49.43	74.00	-24.57	Peak	0.00
6	17948.050	14.48	42.37	51.51	47.29	52.63	74.00	-21.37	Peak	0.00

11a_TX_CH_44_Horizontal-Avg

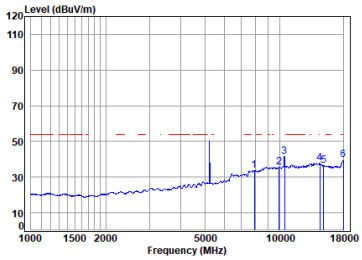

Condition: 3m HORIZONTAL
Job No : 00395AT/00396AT
Mode : 5220 TX RSE
: 5G Wi-Fi 11a

	Freq	Cable Loss	Ant Factor	Preamp Factor	Read Level	Level	Limit Line	Over Limit	Remark	Aux Factor
	MHz	dB	dB/m	dB	dBuV	dBuV/m	dBuV/m	dB		dB
1	7920.911	9.37	36.77	54.13	41.94	33.95	------	------	Average	0.00
2	9952.717	11.85	38.77	54.09	39.16	35.69	------	------	Average	0.00
3	10453.970	11.56	38.41	53.87	45.36	41.46	------	------	Average	0.00
4	14491.960	11.11	39.65	53.65	40.89	38.00	54.00	-16.00	Average	0.00
5	15046.850	12.43	39.35	53.38	38.08	36.48	------	------	Average	0.00
6	pp18000.000	14.49	43.20	51.50	33.45	39.64	54.00	-14.36	Average	0.00

11a_TX_CH_44_Vertical-Peak

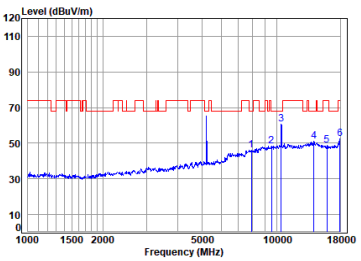

Condition: 3m VERTICAL
Job No : 00395AT/00396AT
Mode : 5220 TX RSE
: 5G Wi-Fi 11a

	Freq	Cable Loss	Ant Factor	Preamp Factor	Read Level	Level	Limit Line	Over Limit	Remark	Aux Factor
	MHz	dB	dB/m	dB	dBuV	dBuV/m	dBuV/m	dB		dB
1	7920.911	9.37	36.77	54.13	54.04	46.05	68.20	-22.15	Peak	0.00
2	9530.432	11.95	38.83	54.01	51.73	48.50	68.20	-19.70	Peak	0.00
3	pp10423.800	11.58	38.35	53.88	64.62	60.67	68.20	-7.53	Peak	0.00
4	14119.830	10.73	40.34	53.84	53.80	51.03	68.20	-17.17	Peak	0.00
5	15896.290	13.35	37.93	52.95	50.64	48.97	74.00	-25.03	Peak	0.00
6	17948.050	14.48	42.37	51.51	47.26	52.60	74.00	-21.40	Peak	0.00

11a_TX_CH_44_Vertical-Avg

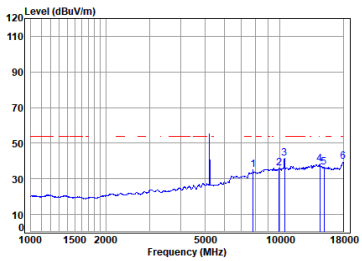

Condition: 3m VERTICAL
Job No : 00395AT/00396AT
Mode : 5220 TX RSE
: 5G Wi-Fi 11a

	Freq	Cable Loss	Ant Factor	Preamp Factor	Read Level	Level	Limit Line	Over Limit	Remark	Aux Factor
	MHz	dB	dB/m	dB	dBuV	dBuV/m	dBuV/m	dB		dB
1	7829.860	9.34	36.40	54.04	43.33	35.03	------	------	Average	0.00
2	9952.717	11.85	38.77	54.09	39.34	35.87	------	------	Average	0.00
3	10453.970	11.56	38.41	53.87	45.23	41.33	------	------	Average	0.00
4	14491.960	11.11	39.65	53.65	41.15	38.26	54.00	-15.74	Average	0.00
5	15090.400	12.52	39.31	53.35	37.93	36.41	------	------	Average	0.00
6	pp18000.000	14.49	43.20	51.50	33.37	39.56	54.00	-14.44	Average	0.00

Unless otherwise agreed in writing, this document is issued by the Company subject to its General Conditions of Service printed overleaf, available on request or accessible at http://www.sgs.com/en/Terms-and-Conditions.aspx and, for electronic format documents, subject to Terms and Conditions for Electronic Documents at http://www.sgs.com/en/Terms-and-Conditions/Terms-e-Document.aspx. Attention is drawn to the limitation of liability, indemnification and jurisdiction issues defined therein. Any holder of this document is advised that information contained hereon reflects the Company's findings at the time of its intervention only and within the limits of Client's instructions, if any. The Company's sole responsibility is to its Client and this document does not exonerate parties to a transaction from exercising all their rights and obligations under the transaction documents. This document cannot be reproduced except in full, without prior written approval of the Company. Any unauthorized alteration, forgery or falsification of the content or appearance of this document is unlawful and offenders may be prosecuted to the fullest extent of the law. Unless otherwise stated the results shown in this test report refer only to the sample(s) tested and such sample(s) are retained for 30 days only.
Attention: To check the authenticity of testing /inspection report & certificate, please contact us at telephone: (86-755) 8307 1443, or email: CN.Doccheck@sgs.com
Fuyong lab. Xinlong TechnoPark, Fengtang Road, Fuyong Subdistrict, Bao'an, Shenzhen, China 518103 t (86–755) 88663988 f (86–755) 26710594 www.sgsgroup.com.cn
中国·深圳·宝安区福永街道凤塘大道鑫龙科技园福永实验室 邮编: 518103 t (86–755) 88663988 f (86–755) 26710594 sgs.china@sgs.com
Member of the SGS Group (SGS SA)

11a_TX_CH_48_Horizontal-Peak

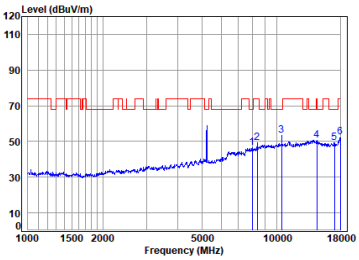

Condition: 3m HORIZONTAL
Job No : 00395AT/00396AT
Mode : 5240 TX RSE
: 5G Wi-Fi 11a

	Freq	Cable Loss	Ant Factor	Preamp Factor	Read Level	Level	Limit Line	Over Limit	Remark	Aux Factor
	MHz	dB	dB/m	dB	dBuV	dBuV/m	dBuV/m	dB		dB
1	7989.893	9.40	36.92	54.19	54.49	46.62	68.20	-21.58	Peak	0.00
2	8343.918	9.45	36.94	54.09	56.79	49.09	74.00	-24.91	Peak	0.00
3	pp10484.230	11.54	38.47	53.85	57.28	53.44	68.20	-14.76	Peak	0.00
4	14491.960	11.11	39.65	53.65	53.39	50.50	74.00	-23.50	Peak	0.00
5	17087.460	14.39	39.45	51.68	47.32	49.48	68.20	-18.72	Peak	0.00
6	18000.000	14.49	43.20	51.50	46.09	52.28	74.00	-21.72	Peak	0.00

11a_TX_CH_48_Horizontal-Avg

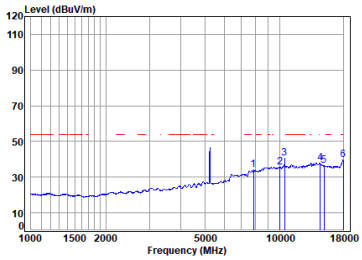

Condition: 3m HORIZONTAL
Job No : 00395AT/00396AT
Mode : 5240 TX RSE
: 5G Wi-Fi 11a

	Freq	Cable Loss	Ant Factor	Preamp Factor	Read Level	Level	Limit Line	Over Limit	Remark	Aux Factor
	MHz	dB	dB/m	dB	dBuV	dBuV/m	dBuV/m	dB		dB
1	7852.524	9.35	36.41	54.06	42.49	34.19	------	------	Average	0.00
2	10010.420	11.83	38.29	54.09	39.67	35.70	------	------	Average	0.00
3	10484.230	11.54	38.47	53.85	44.45	40.61	------	------	Average	0.00
4	14533.910	11.20	39.87	53.63	40.59	38.03	------	------	Average	0.00
5	15090.400	12.52	39.31	53.35	37.89	36.37	------	------	Average	0.00
6	pp18000.000	14.49	43.20	51.50	33.61	39.80	54.00	-14.20	Average	0.00

11a_TX_CH_48_Vertical-Peak

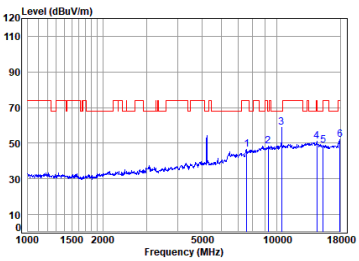

Condition: 3m VERTICAL
Job No : 00395AT/00396AT
Mode : 5240 TX RSE
: 5G Wi-Fi 11a

	Freq	Cable Loss	Ant Factor	Preamp Factor	Read Level	Level	Limit Line	Over Limit	Remark	Aux Factor
	MHz	dB	dB/m	dB	dBuV	dBuV/m	dBuV/m	dB		dB
1	7584.833	9.25	36.04	53.80	54.83	46.32	74.00	-27.68	Peak	0.00
2	9258.909	11.54	38.55	53.95	52.27	48.41	68.20	-19.79	Peak	0.00
3	pp10484.230	11.54	38.47	53.85	62.77	58.93	68.20	-9.27	Peak	0.00
4	14491.960	11.11	39.65	53.65	53.79	50.90	74.00	-23.10	Peak	0.00
5	15398.830	13.15	39.00	53.20	50.02	48.97	74.00	-25.03	Peak	0.00
6	17948.050	14.48	42.37	51.51	46.77	52.11	74.00	-21.89	Peak	0.00

11a_TX_CH_48_Vertical-Avg

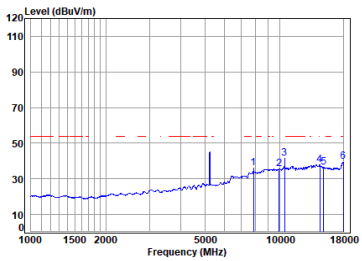

Condition: 3m VERTICAL
Job No : 00395AT/00396AT
Mode : 5240 TX RSE
: 5G Wi-Fi 11a

	Freq	Cable Loss	Ant Factor	Preamp Factor	Read Level	Level	Limit Line	Over Limit	Remark	Aux Factor
	MHz	dB	dB/m	dB	dBuV	dBuV/m	dBuV/m	dB		dB
1	7852.524	9.35	36.41	54.06	44.41	36.11	------	------	Average	0.00
2	9952.717	11.85	38.77	54.09	39.14	35.67	------	------	Average	0.00
3	10484.230	11.54	38.47	53.85	45.50	41.66	------	------	Average	0.00
4	14491.960	11.11	39.65	53.65	40.94	38.05	54.00	-15.95	Average	0.00
5	15046.850	12.43	39.35	53.38	37.92	36.32	------	------	Average	0.00
6	pp18000.000	14.49	43.20	51.50	33.45	39.64	54.00	-14.36	Average	0.00

Unless otherwise agreed in writing, this document is issued by the Company subject to its General Conditions of Service printed overleaf, available on request or accessible at http://www.sgs.com/en/Terms-and-Conditions.aspx and, for electronic format documents, subject to Terms and Conditions for Electronic Documents at http://www.sgs.com/en/Terms-and-Conditions/Terms-e-Document.aspx. Attention is drawn to the limitation of liability, indemnification and jurisdiction issues defined therein. Any holder of this document is advised that information contained hereon reflects the Company's findings at the time of its intervention only and within the limits of Client's instructions, if any. The Company's sole responsibility is to its Client and this document does not exonerate parties to a transaction from exercising all their rights and obligations under the transaction documents. This document cannot be reproduced except in full, without prior written approval of the Company. Any unauthorized alteration, forgery or falsification of the content or appearance of this document is unlawful and offenders may be prosecuted to the fullest extent of the law. Unless otherwise stated the results shown in this test report refer only to the sample(s) tested and such sample(s) are retained for 30 days only.

Attention: To check the authenticity of testing /inspection report & certificate, please contact us at telephone: (86-755) 8307 1443, or email: CN.Doccheck@sgs.com

Fuyong lab. Xinlong TechnoPark, Fengtang Road, Fuyong Subdistrict, Bao'an, Shenzhen, China 518103 t (86–755) 88663988 f (86–755) 26710594 www.sgsgroup.com.cn

中国·深圳·宝安区福永街道凤塘大道鑫龙科技园福永实验室 邮编: 518103 t (86–755) 88663988 f (86–755) 26710594 sgs.china@sgs.com

Member of the SGS Group (SGS SA)

11ax_20M_TX_CH_36_Horizontal-Peak

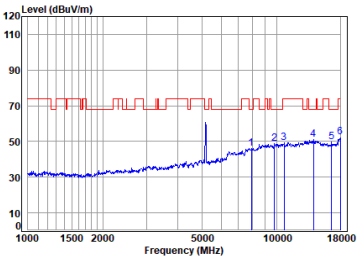

Condition: 3m HORIZONTAL
Job No : 00395AT/00396AT
Mode : 5180 TX RSE
: 5G Wi-Fi 11ax20

	Freq	Cable Loss	Ant Factor	Preamp Factor	Read Level	Level	Limit Line	Over Limit	Remark	Aux Factor
	MHz	dB	dB/m	dB	dBuV	dBuV/m	dBuV/m	dB		dB
1	7920.911	9.37	36.77	54.13	53.92	45.93	68.20	-22.27	Peak	0.00
2	9781.603	11.89	38.36	54.06	52.45	48.64	68.20	-19.56	Peak	0.00
3	10729.480	11.35	38.23	53.73	53.43	49.28	74.00	-24.72	Peak	0.00
4	pp14038.450	10.64	40.69	53.88	53.50	50.95	68.20	-17.25	Peak	0.00
5	16600.640	15.14	38.80	52.17	47.74	49.51	68.20	-18.69	Peak	0.00
6	18000.000	14.49	43.20	51.50	46.20	52.39	74.00	-21.61	Peak	0.00

11ax_20M_TX_CH_36_Horizontal-Avg

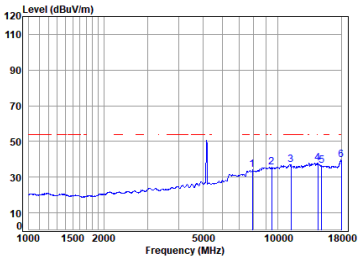

Condition: 3m HORIZONTAL
Job No : 00395AT/00396AT
Mode : 5180 TX RSE
: 5G Wi-Fi 11ax20

	Freq	Cable Loss	Ant Factor	Preamp Factor	Read Level	Level	Limit Line	Over Limit	Remark	Aux Factor
	MHz	dB	dB/m	dB	dBuV	dBuV/m	dBuV/m	dB		dB
1	7920.911	9.37	36.77	54.13	42.01	34.02	------	------	Average	0.00
2	9448.149	11.87	38.60	53.99	39.20	35.68	54.00	-18.32	Average	0.00
3	11302.480	11.83	39.01	53.76	39.96	37.04	54.00	-16.96	Average	0.00
4	14491.960	11.11	39.65	53.65	40.96	38.07	54.00	-15.93	Average	0.00
5	15046.850	12.43	39.35	53.38	37.98	36.38	------	------	Average	0.00
6	pp18000.000	14.49	43.20	51.50	33.43	39.62	54.00	-14.38	Average	0.00

11ax_20M_TX_CH_36_Vertical-Peak

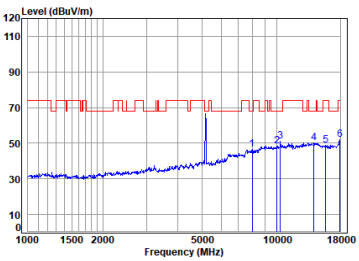

Condition: 3m VERTICAL
Job No : 00395AT/00396AT
Mode : 5180 TX RSE
: 5G Wi-Fi 11ax20

	Freq	Cable Loss	Ant Factor	Preamp Factor	Read Level	Level	Limit Line	Over Limit	Remark	Aux Factor
	MHz	dB	dB/m	dB	dBuV	dBuV/m	dBuV/m	dB		dB
1	7989.893	9.40	36.92	54.19	54.27	46.40	68.20	-21.80	Peak	0.00
2	10010.420	11.83	38.29	54.09	52.48	48.51	68.20	-19.69	Peak	0.00
3	pp10363.710	11.61	38.37	53.91	55.09	51.16	68.20	-17.04	Peak	0.00
4	14119.830	10.73	40.34	53.84	52.93	50.16	68.20	-18.04	Peak	0.00
5	15713.560	13.35	38.69	53.04	49.77	48.77	74.00	-25.23	Peak	0.00
6	17948.050	14.48	42.37	51.51	46.64	51.98	74.00	-22.02	Peak	0.00

11ax_20M_TX_CH_36_Vertical-Avg

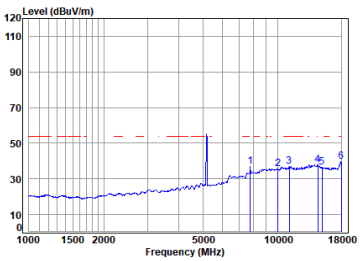

Condition: 3m VERTICAL
Job No : 00395AT/00396AT
Mode : 5180 TX RSE
: 5G Wi-Fi 11ax20

	Freq	Cable Loss	Ant Factor	Preamp Factor	Read Level	Level	Limit Line	Over Limit	Remark	Aux Factor
	MHz	dB	dB/m	dB	dBuV	dBuV/m	dBuV/m	dB		dB
1	7762.260	9.32	36.32	53.97	45.13	36.80	------	------	Average	0.00
2	10010.420	11.83	38.29	54.09	39.71	35.74	------	------	Average	0.00
3	11140.310	11.47	39.20	53.67	39.91	36.91	54.00	-17.09	Average	0.00
4	14491.960	11.11	39.65	53.65	40.90	38.01	54.00	-15.99	Average	0.00
5	15090.400	12.52	39.31	53.35	37.84	36.32	------	------	Average	0.00
6	pp18000.000	14.49	43.20	51.50	33.56	39.75	54.00	-14.25	Average	0.00

Unless otherwise agreed in writing, this document is issued by the Company subject to its General Conditions of Service printed overleaf, available on request or accessible at http://www.sgs.com/en/Terms-and-Conditions.aspx and, for electronic format documents, subject to Terms and Conditions for Electronic Documents at http://www.sgs.com/en/Terms-and-Conditions/Terms-e-Document.aspx. Attention is drawn to the limitation of liability, indemnification and jurisdiction issues defined therein. Any holder of this document is advised that information contained hereon reflects the Company's findings at the time of its intervention only and within the limits of Client's instructions, if any. The Company's sole responsibility is to its Client and this document does not exonerate parties to a transaction from exercising all their rights and obligations under the transaction documents. This document cannot be reproduced except in full, without prior written approval of the Company. Any unauthorized alteration, forgery or falsification of the content or appearance of this document is unlawful and offenders may be prosecuted to the fullest extent of the law. Unless otherwise stated the results shown in this test report refer only to the sample(s) tested and such sample(s) are retained for 30 days only.
Attention: To check the authenticity of testing /inspection report & certificate, please contact us at telephone: (86-755) 8307 1443, or email: CN.Doccheck@sgs.com

Fuyong lab. Xinlong TechnoPark, Fengtang Road, Fuyong Subdistrict, Bao'an, Shenzhen, China 518103 t (86–755) 88663988 f (86–755) 26710594 www.sgsgroup.com.cn
中国·深圳·宝安区福永街道凤塘大道鑫龙科技园福永实验室 邮编: 518103 t (86–755) 88663988 f (86–755) 26710594 sgs.china@sgs.com

11ax_20M_TX_CH_44_Horizontal-Peak

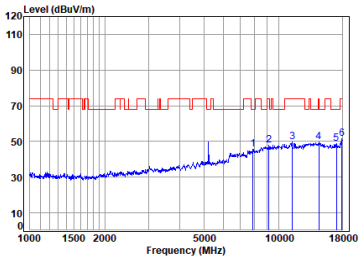

Condition: 3m HORIZONTAL
Job No : 00395AT/00396AT
Mode : 5220 TX RSE
: 5G Wi-Fi 11ax20

	Freq	Cable Loss	Ant Factor	Preamp Factor	Read Level	Level	Limit Line	Over Limit	Remark	Aux Factor
	MHz	dB	dB/m	dB	dBuV	dBuV/m	dBuV/m	dB		dB
1	7875.254	9.36	36.50	54.08	53.99	45.77	68.20	-22.43	Peak	0.00
2	9152.479	11.35	39.00	53.93	51.54	47.96	74.00	-26.04	Peak	0.00
3	11335.190	11.90	39.11	53.77	52.55	49.79	74.00	-24.21	Peak	0.00
4	14491.960	11.11	39.65	53.65	52.42	49.53	74.00	-24.47	Peak	0.00
5	pp17087.460	14.39	39.45	51.68	46.58	48.74	68.20	-19.46	Peak	0.00
6	17948.050	14.48	42.37	51.51	46.27	51.61	74.00	-22.39	Peak	0.00

11ax_20M_TX_CH_44_Horizontal-Avg

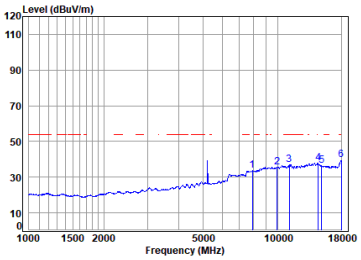

Condition: 3m HORIZONTAL
Job No : 00395AT/00396AT
Mode : 5220 TX RSE
: 5G Wi-Fi 11ax20

	Freq	Cable Loss	Ant Factor	Preamp Factor	Read Level	Level	Limit Line	Over Limit	Remark	Aux Factor
	MHz	dB	dB/m	dB	dBuV	dBuV/m	dBuV/m	dB		dB
1	7898.049	9.36	36.59	54.10	41.83	33.68	------	------	Average	0.00
2	9952.717	11.85	38.77	54.09	39.17	35.70	------	------	Average	0.00
3	11140.310	11.47	39.20	53.67	39.95	36.95	54.00	-17.05	Average	0.00
4	14533.910	11.20	39.87	53.63	40.63	38.07	------	------	Average	0.00
5	15046.850	12.43	39.35	53.38	38.12	36.52	------	------	Average	0.00
6	pp18000.000	14.49	43.20	51.50	33.49	39.68	54.00	-14.32	Average	0.00

11ax_20M_TX_CH_44_Vertical-Peak

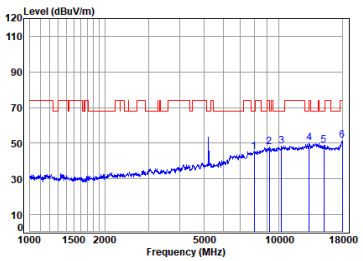

Condition: 3m VERTICAL
Job No : 00395AT/00396AT
Mode : 5220 TX RSE
: 5G Wi-Fi 11ax20

	Freq	Cable Loss	Ant Factor	Preamp Factor	Read Level	Level	Limit Line	Over Limit	Remark	Aux Factor
	MHz	dB	dB/m	dB	dBuV	dBuV/m	dBuV/m	dB		dB
1	7966.832	9.39	36.97	54.17	53.13	45.32	68.20	-22.88	Peak	0.00
2	9178.972	11.39	39.00	53.94	51.46	47.91	74.00	-26.09	Peak	0.00
3	10274.240	11.67	38.58	53.96	51.93	48.22	68.20	-19.98	Peak	0.00
4	13288.280	12.40	39.69	54.04	51.93	49.98	74.00	-24.02	Peak	0.00
5	pp15221.820	12.79	39.23	53.29	50.12	48.85	68.20	-19.35	Peak	0.00
6	18000.000	14.49	43.20	51.50	45.34	51.53	74.00	-22.47	Peak	0.00

11ax_20M_TX_CH_44_Vertical-Avg

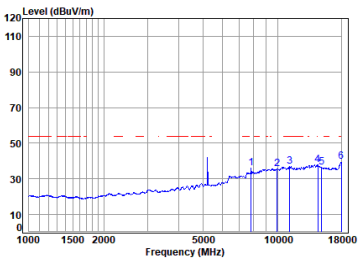

Condition: 3m VERTICAL
Job No : 00395AT/00396AT
Mode : 5220 TX RSE
: 5G Wi-Fi 11ax20

	Freq	Cable Loss	Ant Factor	Preamp Factor	Read Level	Level	Limit Line	Over Limit	Remark	Aux Factor
	MHz	dB	dB/m	dB	dBuV	dBuV/m	dBuV/m	dB		dB
1	7829.860	9.34	36.40	54.04	44.44	36.14	------	------	Average	0.00
2	9952.717	11.85	38.77	54.09	39.05	35.58	------	------	Average	0.00
3	11172.560	11.54	39.20	53.69	39.77	36.82	54.00	-17.18	Average	0.00
4	14491.960	11.11	39.65	53.65	40.93	38.04	54.00	-15.96	Average	0.00
5	15046.850	12.43	39.35	53.38	37.93	36.33	------	------	Average	0.00
6	pp18000.000	14.49	43.20	51.50	33.41	39.60	54.00	-14.40	Average	0.00

Unless otherwise agreed in writing, this document is issued by the Company subject to its General Conditions of Service printed overleaf, available on request or accessible at http://www.sgs.com/en/Terms-and-Conditions.aspx and, for electronic format documents, subject to Terms and Conditions for Electronic Documents at http://www.sgs.com/en/Terms-and-Conditions/Terms-e-Document.aspx. Attention is drawn to the limitation of liability, indemnification and jurisdiction issues defined therein. Any holder of this document is advised that information contained hereon reflects the Company's findings at the time of its intervention only and within the limits of Client's instructions, if any. The Company's sole responsibility is to its Client and this document does not exonerate parties to a transaction from exercising all their rights and obligations under the transaction documents. This document cannot be reproduced except in full, without prior written approval of the Company. Any unauthorized alteration, forgery or falsification of the content or appearance of this document is unlawful and offenders may be prosecuted to the fullest extent of the law. Unless otherwise stated the results shown in this test report refer only to the sample(s) tested and such sample(s) are retained for 30 days only.

Attention: To check the authenticity of testing /inspection report & certificate, please contact us at telephone: (86-755) 8307 1443, or email: CN.Doccheck@sgs.com

Fuyong lab. Xinlong TechnoPark, Fengtang Road, Fuyong Subdistrict, Bao'an, Shenzhen, China 518103 t (86–755) 88663988 f (86–755) 26710594 www.sgsgroup.com.cn

中国·深圳·宝安区福永街道凤塘大道鑫龙科技园福永实验室 邮编: 518103 t (86–755) 88663988 f (86–755) 26710594 sgs.china@sgs.com

Member of the SGS Group (SGS SA)

11ax_20M_TX_CH_48_Horizontal-Peak

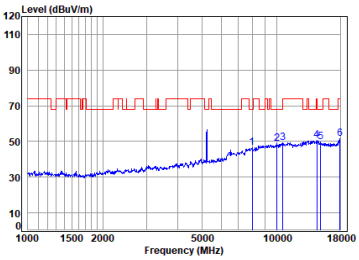

Condition: 3m HORIZONTAL
Job No : 00395AT/00396AT
Mode : 5240 TX RSE
: 5G Wi-Fi 11ax20

	Freq	Cable Loss	Ant Factor	Preamp Factor	Read Level	Level	Limit Line	Over Limit	Remark	Aux Factor
	MHz	dB	dB/m	dB	dBuV	dBuV/m	dBuV/m	dB		dB
1	7989.893	9.40	36.92	54.19	54.27	46.40	68.20	-21.80	Peak	0.00
2	10010.420	11.83	38.29	54.09	52.60	48.63	68.20	-19.57	Peak	0.00
3	10606.150	11.45	38.48	53.79	53.34	49.48	74.00	-24.52	Peak	0.00
4	14491.960	11.11	39.65	53.65	53.42	50.53	74.00	-23.47	Peak	0.00
5	pp15046.850	12.43	39.35	53.38	51.33	49.73	68.20	-18.47	Peak	0.00
6	17948.050	14.48	42.37	51.51	46.43	51.77	74.00	-22.23	Peak	0.00

11ax_20M_TX_CH_48_Horizontal-Avg

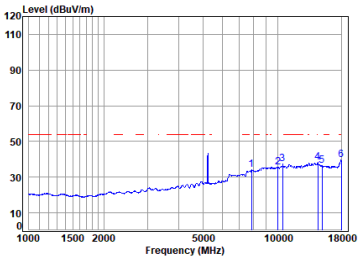

Condition: 3m HORIZONTAL
Job No : 00395AT/00396AT
Mode : 5240 TX RSE
: 5G Wi-Fi 11ax20

	Freq	Cable Loss	Ant Factor	Preamp Factor	Read Level	Level	Limit Line	Over Limit	Remark	Aux Factor
	MHz	dB	dB/m	dB	dBuV	dBuV/m	dBuV/m	dB		dB
1	7852.524	9.35	36.41	54.06	42.31	34.01	------	------	Average	0.00
2	10010.420	11.83	38.29	54.09	39.64	35.67	------	------	Average	0.00
3	10484.230	11.54	38.47	53.85	41.28	37.44	------	------	Average	0.00
4	14491.960	11.11	39.65	53.65	41.00	38.11	54.00	-15.89	Average	0.00
5	15090.400	12.52	39.31	53.35	37.81	36.29	------	------	Average	0.00
6	pp18000.000	14.49	43.20	51.50	33.35	39.54	54.00	-14.46	Average	0.00

11ax_20M_TX_CH_48_Vertical-Peak

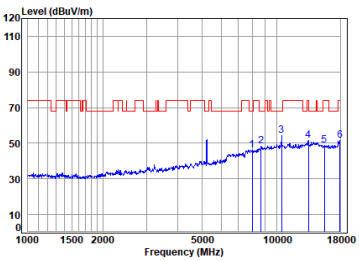

Condition: 3m VERTICAL
Job No : 00395AT/00396AT
Mode : 5240 TX RSE
: 5G Wi-Fi 11ax20

	Freq	Cable Loss	Ant Factor	Preamp Factor	Read Level	Level	Limit Line	Over Limit	Remark	Aux Factor
	MHz	dB	dB/m	dB	dBuV	dBuV/m	dBuV/m	dB		dB
1	7989.893	9.40	36.92	54.19	54.15	46.28	68.20	-21.92	Peak	0.00
2	8663.404	10.00	37.99	54.00	54.58	48.57	68.20	-19.63	Peak	0.00
3	pp10484.230	11.54	38.47	53.85	58.07	54.23	68.20	-13.97	Peak	0.00
4	13404.010	12.11	39.82	54.02	53.47	51.38	68.20	-16.82	Peak	0.00
5	15532.940	13.35	39.03	53.13	49.78	49.03	74.00	-24.97	Peak	0.00
6	17948.050	14.48	42.37	51.51	46.38	51.72	74.00	-22.28	Peak	0.00

11ax_20M_TX_CH_48_Vertical-Avg

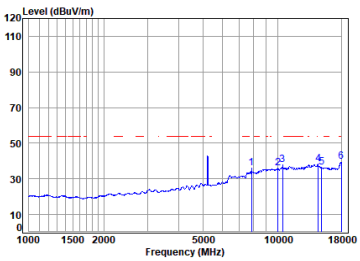

Condition: 3m VERTICAL
Job No : 00395AT/00396AT
Mode : 5240 TX RSE
: 5G Wi-Fi 11ax20

	Freq	Cable Loss	Ant Factor	Preamp Factor	Read Level	Level	Limit Line	Over Limit	Remark	Aux Factor
	MHz	dB	dB/m	dB	dBuV	dBuV/m	dBuV/m	dB		dB
1	7852.524	9.35	36.41	54.06	44.48	36.18	------	------	Average	0.00
2	10010.420	11.83	38.29	54.09	39.80	35.83	------	------	Average	0.00
3	10484.230	11.54	38.47	53.85	41.62	37.78	------	------	Average	0.00
4	14533.910	11.20	39.87	53.63	40.68	38.12	------	------	Average	0.00
5	15046.850	12.43	39.35	53.38	37.90	36.30	------	------	Average	0.00
6	pp18000.000	14.49	43.20	51.50	33.53	39.72	54.00	-14.28	Average	0.00

Unless otherwise agreed in writing, this document is issued by the Company subject to its General Conditions of Service printed overleaf, available on request or accessible at http://www.sgs.com/en/Terms-and-Conditions.aspx and, for electronic format documents, subject to Terms and Conditions for Electronic Documents at http://www.sgs.com/en/Terms-and-Conditions/Terms-e-Document.aspx. Attention is drawn to the limitation of liability, indemnification and jurisdiction issues defined therein. Any holder of this document is advised that information contained hereon reflects the Company's findings at the time of its intervention only and within the limits of Client's instructions, if any. The Company's sole responsibility is to its Client and this document does not exonerate parties to a transaction from exercising all their rights and obligations under the transaction documents. This document cannot be reproduced except in full, without prior written approval of the Company. Any unauthorized alteration, forgery or falsification of the content or appearance of this document is unlawful and offenders may be prosecuted to the fullest extent of the law. Unless otherwise stated the results shown in this test report refer only to the sample(s) tested and such sample(s) are retained for 30 days only.

Attention: To check the authenticity of testing /inspection report & certificate, please contact us at telephone: (86-755) 8307 1443, or email: CN.Doccheck@sgs.com

Compliance Certification Services (Kunshan) Inc. Shenzhen Branch
Inspection & Testing Services

Fuyong lab. Xinlong TechnoPark, Fengtang Road, Fuyong Subdistrict, Bao'an, Shenzhen, China 518103 t (86–755) 88663988 f (86–755) 26710594 www.sgsgroup.com.cn

中国・深圳・宝安区福永街道凤塘大道鑫龙科技园福永实验室 邮编: 518103 t (86–755) 88663988 f (86–755) 26710594 sgs.china@sgs.com

Member of the SGS Group (SGS SA)

11a_TX_CH_52_Horizontal-Peak

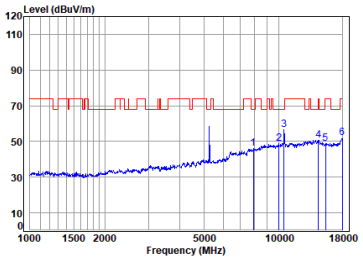

Condition: 3m HORIZONTAL
Job No : 00395AT/00396AT
Mode : 5260 TX RSE
: 5G Wi-Fi 11a

	Freq	Cable Loss	Ant Factor	Preamp Factor	Read Level	Level	Limit Line	Over Limit	Remark	Aux Factor
	MHz	dB	dB/m	dB	dBuV	dBuV/m	dBuV/m	dB		dB
1	7920.911	9.37	36.77	54.13	54.16	46.17	68.20	-22.03	Peak	0.00
2	10010.420	11.83	38.29	54.09	52.89	48.92	68.20	-19.28	Peak	0.00
3	pp10514.580	11.52	38.50	53.84	60.50	56.68	68.20	-11.52	Peak	0.00
4	14450.130	11.07	39.90	53.67	53.43	50.73	68.20	-17.47	Peak	0.00
5	15443.410	13.24	39.00	53.17	49.90	48.97	74.00	-25.03	Peak	0.00
6	18000.000	14.49	43.20	51.50	45.68	51.87	74.00	-22.13	Peak	0.00

11a_TX_CH_52_Horizontal-Avg

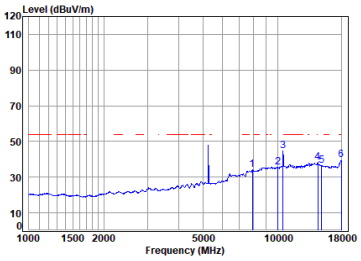

Condition: 3m HORIZONTAL
Job No : 00395AT/00396AT
Mode : 5260 TX RSE
: 5G Wi-Fi 11a

	Freq	Cable Loss	Ant Factor	Preamp Factor	Read Level	Level	Limit Line	Over Limit	Remark	Aux Factor
	MHz	dB	dB/m	dB	dBuV	dBuV/m	dBuV/m	dB		dB
1	7898.049	9.36	36.59	54.10	42.39	34.24	------	------	Average	0.00
2	10010.420	11.83	38.29	54.09	39.67	35.70	------	------	Average	0.00
3	10514.580	11.52	38.50	53.84	48.61	44.79	------	------	Average	0.00
4	14491.960	11.11	39.65	53.65	41.06	38.17	54.00	-15.83	Average	0.00
5	15046.850	12.43	39.35	53.38	38.02	36.42	------	------	Average	0.00
6	pp18000.000	14.49	43.20	51.50	33.47	39.66	54.00	-14.34	Average	0.00

11a_TX_CH_52_Vertical-Peak

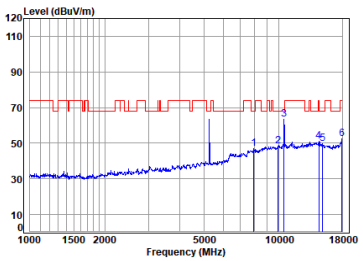

Condition: 3m VERTICAL
Job No : 00395AT/00396AT
Mode : 5260 TX RSE
: 5G Wi-Fi 11a

	Freq	Cable Loss	Ant Factor	Preamp Factor	Read Level	Level	Limit Line	Over Limit	Remark	Aux Factor
	MHz	dB	dB/m	dB	dBuV	dBuV/m	dBuV/m	dB		dB
1	7943.838	9.38	36.95	54.15	54.99	47.17	68.20	-21.03	Peak	0.00
2	9952.717	11.85	38.77	54.09	51.95	48.48	68.20	-19.72	Peak	0.00
3	pp10514.580	11.52	38.50	53.84	67.07	63.25	68.20	-4.95	Peak	0.00
4	14491.960	11.11	39.65	53.65	54.19	51.30	74.00	-22.70	Peak	0.00
5	15046.850	12.43	39.35	53.38	51.41	49.81	68.20	-18.39	Peak	0.00
6	17948.050	14.48	42.37	51.51	47.12	52.46	74.00	-21.54	Peak	0.00

11a_TX_CH_52_Vertical-Avg

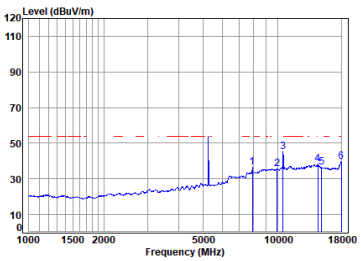

Condition: 3m VERTICAL
Job No : 00395AT/00396AT
Mode : 5260 TX RSE
: 5G Wi-Fi 11a

	Freq	Cable Loss	Ant Factor	Preamp Factor	Read Level	Level	Limit Line	Over Limit	Remark	Aux Factor
	MHz	dB	dB/m	dB	dBuV	dBuV/m	dBuV/m	dB		dB
1	7898.049	9.36	36.59	54.10	44.83	36.68	------	------	Average	0.00
2	9952.717	11.85	38.77	54.09	39.18	35.71	------	------	Average	0.00
3	10514.580	11.52	38.50	53.84	49.19	45.37	------	------	Average	0.00
4	14491.960	11.11	39.65	53.65	41.16	38.27	54.00	-15.73	Average	0.00
5	15046.850	12.43	39.35	53.38	37.89	36.29	------	------	Average	0.00
6	pp18000.000	14.49	43.20	51.50	33.52	39.71	54.00	-14.29	Average	0.00

Unless otherwise agreed in writing, this document is issued by the Company subject to its General Conditions of Service printed overleaf, available on request or accessible at http://www.sgs.com/en/Terms-and-Conditions.aspx and, for electronic format documents, subject to Terms and Conditions for Electronic Documents at http://www.sgs.com/en/Terms-and-Conditions/Terms-e-Document.aspx. Attention is drawn to the limitation of liability, indemnification and jurisdiction issues defined therein. Any holder of this document is advised that information contained hereon reflects the Company's findings at the time of its intervention only and within the limits of Client's instructions, if any. The Company's sole responsibility is to its Client and this document does not exonerate parties to a transaction from exercising all their rights and obligations under the transaction documents. This document cannot be reproduced except in full, without prior written approval of the Company. Any unauthorized alteration, forgery or falsification of the content or appearance of this document is unlawful and offenders may be prosecuted to the fullest extent of the law. Unless otherwise stated the results shown in this test report refer only to the sample(s) tested and such sample(s) are retained for 30 days only.

Attention: To check the authenticity of testing /inspection report & certificate, please contact us at telephone: (86-755) 8307 1443, or email: CN.Doccheck@sgs.com

Fuyong lab. Xinlong TechnoPark, Fengtang Road, Fuyong Subdistrict, Bao'an, Shenzhen, China 518103 t (86–755) 88663988 f (86–755) 26710594 www.sgsgroup.com.cn

中国·深圳·宝安区福永街道凤塘大道鑫龙科技园福永实验室 邮编: 518103 t (86–755) 88663988 f (86–755) 26710594 sgs.china@sgs.com

Member of the SGS Group (SGS SA)

11a_TX_CH_60_Horizontal-Peak

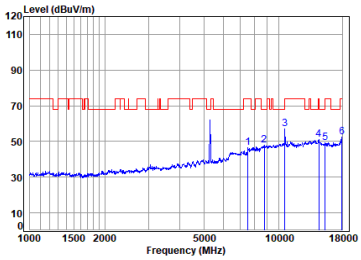

Condition: 3m HORIZONTAL
Job No : 00395AT/00396AT
Mode : 5300 TX RSE
: 5G Wi-Fi 11a

	Freq	Cable Loss	Ant Factor	Preamp Factor	Read Level	Level	Limit Line	Over Limit	Remark	Aux Factor
	MHz	dB	dB/m	dB	dBuV	dBuV/m	dBuV/m	dB		dB
1	7519.349	9.23	36.51	53.74	54.53	46.53	74.00	-27.47	Peak	0.00
2	8764.146	10.33	38.24	53.97	53.53	48.13	68.20	-20.07	Peak	0.00
3	pp10606.150	11.45	38.48	53.79	61.00	57.14	74.00	-16.86	Peak	0.00
4	14491.960	11.11	39.65	53.65	54.09	51.20	74.00	-22.80	Peak	0.00
5	15354.390	13.06	39.00	53.22	50.49	49.33	74.00	-24.67	Peak	0.00
6	17948.050	14.48	42.37	51.51	47.36	52.70	74.00	-21.30	Peak	0.00

11a_TX_CH_60_Horizontal-Avg

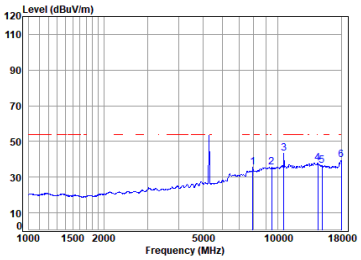

Condition: 3m HORIZONTAL
Job No : 00395AT/00396AT
Mode : 5300 TX RSE
: 5G Wi-Fi 11a

	Freq	Cable Loss	Ant Factor	Preamp Factor	Read Level	Level	Limit Line	Over Limit	Remark	Aux Factor
	MHz	dB	dB/m	dB	dBuV	dBuV/m	dBuV/m	dB		dB
1	7943.838	9.38	36.95	54.15	43.20	35.38	------	------	Average	0.00
2	9448.149	11.87	38.60	53.99	39.29	35.77	54.00	-18.23	Average	0.00
3	pp10606.150	11.45	38.48	53.79	47.01	43.15	54.00	-10.85	Average	0.00
4	14491.960	11.11	39.65	53.65	40.98	38.09	54.00	-15.91	Average	0.00
5	15090.400	12.52	39.31	53.35	37.86	36.34	------	------	Average	0.00
6	18000.000	14.49	43.20	51.50	33.37	39.56	54.00	-14.44	Average	0.00

11a_TX_CH_60_Vertical-Peak

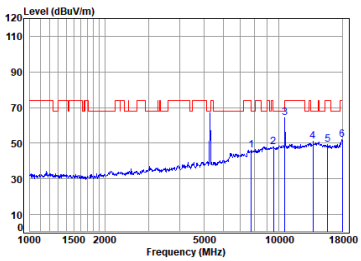

Condition: 3m VERTICAL
Job No : 00395AT/00396AT
Mode : 5300 TX RSE
: 5G Wi-Fi 11a

	Freq	Cable Loss	Ant Factor	Preamp Factor	Read Level	Level	Limit Line	Over Limit	Remark	Aux Factor
	MHz	dB	dB/m	dB	dBuV	dBuV/m	dBuV/m	dB		dB
1	7762.260	9.32	36.32	53.97	54.52	46.19	68.20	-22.01	Peak	0.00
2	9530.432	11.95	38.83	54.01	51.16	47.93	68.20	-20.27	Peak	0.00
3	pp10606.150	11.45	38.48	53.79	68.06	64.20	74.00	-9.80	Peak	0.00
4	13757.270	11.22	40.64	53.95	53.10	51.01	68.20	-17.19	Peak	0.00
5	15759.050	13.35	38.64	53.02	50.17	49.14	74.00	-24.86	Peak	0.00
6	18000.000	14.49	43.20	51.50	45.86	52.05	74.00	-21.95	Peak	0.00

11a_TX_CH_60_Vertical-Avg

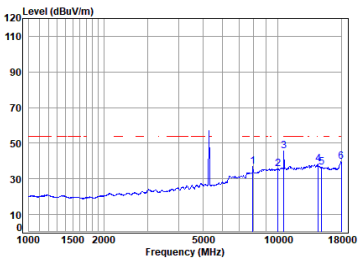

Condition: 3m VERTICAL
Job No : 00395AT/00396AT
Mode : 5300 TX RSE
: 5G Wi-Fi 11a

	Freq	Cable Loss	Ant Factor	Preamp Factor	Read Level	Level	Limit Line	Over Limit	Remark	Aux Factor
	MHz	dB	dB/m	dB	dBuV	dBuV/m	dBuV/m	dB		dB
1	7943.838	9.38	36.95	54.15	44.65	36.83	------	------	Average	0.00
2	10010.420	11.83	38.29	54.09	39.74	35.77	------	------	Average	0.00
3	pp10606.150	11.45	38.48	53.79	49.52	45.66	54.00	-8.34	Average	0.00
4	14533.910	11.20	39.87	53.63	40.66	38.10	------	------	Average	0.00
5	15046.850	12.43	39.35	53.38	38.09	36.49	------	------	Average	0.00
6	18000.000	14.49	43.20	51.50	33.41	39.60	54.00	-14.40	Average	0.00

Unless otherwise agreed in writing, this document is issued by the Company subject to its General Conditions of Service printed overleaf, available on request or accessible at http://www.sgs.com/en/Terms-and-Conditions.aspx and, for electronic format documents, subject to Terms and Conditions for Electronic Documents at http://www.sgs.com/en/Terms-and-Conditions/Terms-e-Document.aspx. Attention is drawn to the limitation of liability, indemnification and jurisdiction issues defined therein. Any holder of this document is advised that information contained hereon reflects the Company's findings at the time of its intervention only and within the limits of Client's instructions, if any. The Company's sole responsibility is to its Client and this document does not exonerate parties to a transaction from exercising all their rights and obligations under the transaction documents. This document cannot be reproduced except in full, without prior written approval of the Company. Any unauthorized alteration, forgery or falsification of the content or appearance of this document is unlawful and offenders may be prosecuted to the fullest extent of the law. Unless otherwise stated the results shown in this test report refer only to the sample(s) tested and such sample(s) are retained for 30 days only.

Attention: To check the authenticity of testing /inspection report & certificate, please contact us at telephone: (86-755) 8307 1443, or email: CN.Doccheck@sgs.com

Fuyong lab. Xinlong TechnoPark, Fengtang Road, Fuyong Subdistrict, Bao'an, Shenzhen, China 518103 t (86–755) 88663988 f (86–755) 26710594 www.sgsgroup.com.cn

中国·深圳·宝安区福永街道凤塘大道鑫龙科技园福永实验室 邮编: 518103 t (86–755) 88663988 f (86–755) 26710594 sgs.china@sgs.com

Member of the SGS Group (SGS SA)

11a_TX_CH_64_Horizontal-Peak

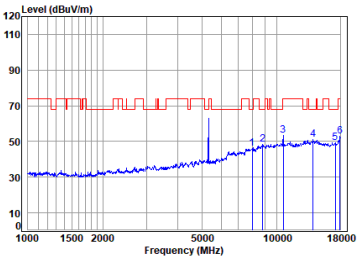

Condition: 3m HORIZONTAL
Job No : 00395AT/00396AT
Mode : 5320 TX RSE
: 5G Wi-Fi 11a

	Freq	Cable Loss	Ant Factor	Preamp Factor	Read Level	Level	Limit Line	Over Limit	Remark	Aux Factor
	MHz	dB	dB/m	dB	dBuV	dBuV/m	dBuV/m	dB		dB
1	7966.832	9.39	36.97	54.17	54.02	46.21	68.20	-21.99	Peak	0.00
2	8789.516	10.41	38.14	53.96	53.58	48.17	68.20	-20.03	Peak	0.00
3	10636.850	11.42	38.39	53.78	57.41	53.44	74.00	-20.56	Peak	0.00
4	pp13997.930	10.61	40.98	53.90	53.25	50.94	68.20	-17.26	Peak	0.00
5	17186.530	14.40	38.89	51.66	47.69	49.32	68.20	-18.88	Peak	0.00
6	17948.050	14.48	42.37	51.51	47.36	52.70	74.00	-21.30	Peak	0.00

11a_TX_CH_64_Horizontal-Avg

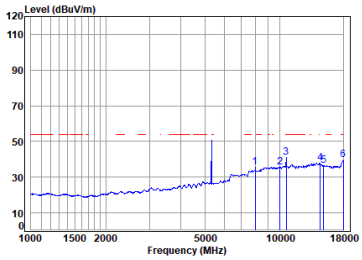

Condition: 3m HORIZONTAL
Job No : 00395AT/00396AT
Mode : 5320 TX RSE
: 5G Wi-Fi 11a

	Freq	Cable Loss	Ant Factor	Preamp Factor	Read Level	Level	Limit Line	Over Limit	Remark	Aux Factor
	MHz	dB	dB/m	dB	dBuV	dBuV/m	dBuV/m	dB		dB
1	7989.893	9.40	36.92	54.19	43.51	35.64	------	------	Average	0.00
2	10010.420	11.83	38.29	54.09	39.60	35.63	------	------	Average	0.00
3	pp10636.850	11.42	38.39	53.78	45.17	41.20	54.00	-12.80	Average	0.00
4	14533.910	11.20	39.87	53.63	40.64	38.08	------	------	Average	0.00
5	15046.850	12.43	39.35	53.38	37.92	36.32	------	------	Average	0.00
6	18000.000	14.49	43.20	51.50	33.55	39.74	54.00	-14.26	Average	0.00

11a_TX_CH_64_Vertical-Peak

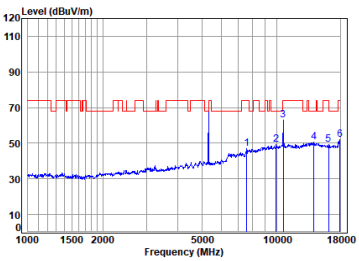

Condition: 3m VERTICAL
Job No : 00395AT/00396AT
Mode : 5320 TX RSE
: 5G Wi-Fi 11a

	Freq	Cable Loss	Ant Factor	Preamp Factor	Read Level	Level	Limit Line	Over Limit	Remark	Aux Factor
	MHz	dB	dB/m	dB	dBuV	dBuV/m	dBuV/m	dB		dB
1	7584.833	9.25	36.04	53.80	55.58	47.07	74.00	-26.93	Peak	0.00
2	9952.717	11.85	38.77	54.09	52.69	49.22	68.20	-18.98	Peak	0.00
3	pp10636.850	11.42	38.39	53.78	66.88	62.91	74.00	-11.09	Peak	0.00
4	14119.830	10.73	40.34	53.84	53.25	50.48	68.20	-17.72	Peak	0.00
5	16174.370	14.05	37.62	52.69	50.20	49.18	74.00	-24.82	Peak	0.00
6	17948.050	14.48	42.37	51.51	46.46	51.80	74.00	-22.20	Peak	0.00

11a_TX_CH_64_Vertical-Avg

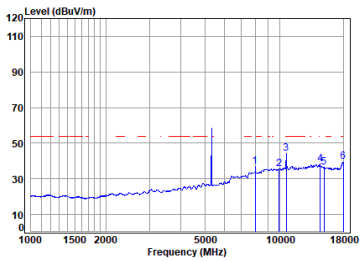

Condition: 3m VERTICAL
Job No : 00395AT/00396AT
Mode : 5320 TX RSE
: 5G Wi-Fi 11a

	Freq	Cable Loss	Ant Factor	Preamp Factor	Read Level	Level	Limit Line	Over Limit	Remark	Aux Factor
	MHz	dB	dB/m	dB	dBuV	dBuV/m	dBuV/m	dB		dB
1	7989.893	9.40	36.92	54.19	45.01	37.14	------	------	Average	0.00
2	9952.717	11.85	38.77	54.09	39.19	35.72	------	------	Average	0.00
3	pp10636.850	11.42	38.39	53.78	48.32	44.35	54.00	-9.65	Average	0.00
4	14533.910	11.20	39.87	53.63	40.72	38.16	------	------	Average	0.00
5	15090.400	12.52	39.31	53.35	37.98	36.46	------	------	Average	0.00
6	18000.000	14.49	43.20	51.50	33.47	39.66	54.00	-14.34	Average	0.00

Unless otherwise agreed in writing, this document is issued by the Company subject to its General Conditions of Service printed overleaf, available on request or accessible at http://www.sgs.com/en/Terms-and-Conditions.aspx and, for electronic format documents, subject to Terms and Conditions for Electronic Documents at http://www.sgs.com/en/Terms-and-Conditions/Terms-e-Document.aspx. Attention is drawn to the limitation of liability, indemnification and jurisdiction issues defined therein. Any holder of this document is advised that information contained hereon reflects the Company's findings at the time of its intervention only and within the limits of Client's instructions, if any. The Company's sole responsibility is to its Client and this document does not exonerate parties to a transaction from exercising all their rights and obligations under the transaction documents. This document cannot be reproduced except in full, without prior written approval of the Company. Any unauthorized alteration, forgery or falsification of the content or appearance of this document is unlawful and offenders may be prosecuted to the fullest extent of the law. Unless otherwise stated the results shown in this test report refer only to the sample(s) tested and such sample(s) are retained for 30 days only.

Attention: To check the authenticity of testing /inspection report & certificate, please contact us at telephone: (86-755) 8307 1443, or email: CN.Doccheck@sgs.com

Fuyong lab. Xinlong TechnoPark, Fengtang Road, Fuyong Subdistrict, Bao'an, Shenzhen, China 518103 t (86–755) 88663988 f (86–755) 26710594 www.sgsgroup.com.cn

中国·深圳·宝安区福永街道凤塘大道鑫龙科技园福永实验室 邮编: 518103 t (86–755) 88663988 f (86–755) 26710594 sgs.china@sgs.com

Member of the SGS Group (SGS SA)

11ax_20M_TX_CH_52_Horizontal-Peak

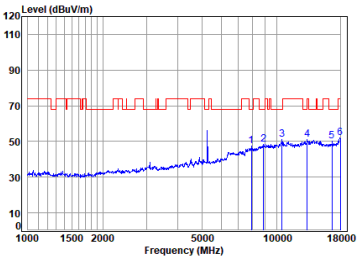

Condition: 3m HORIZONTAL
Job No : 00395AT/00396AT
Mode : 5260 TX RSE
: 5G Wi-Fi 11ax20

	Freq	Cable Loss	Ant Factor	Preamp Factor	Read Level	Level	Limit Line	Over Limit	Remark	Aux Factor
	MHz	dB	dB/m	dB	dBuV	dBuV/m	dBuV/m	dB		dB
1	7898.049	9.36	36.59	54.10	55.74	47.59	68.20	-20.61	Peak	0.00
2	8840.473	10.57	37.94	53.95	53.94	48.50	68.20	-19.70	Peak	0.00
3	pp10514.580	11.52	38.50	53.84	54.86	51.04	68.20	-17.16	Peak	0.00
4	13288.280	12.40	39.69	54.04	53.22	51.27	74.00	-22.73	Peak	0.00
5	16696.880	14.95	39.28	52.06	47.81	49.98	68.20	-18.22	Peak	0.00
6	18000.000	14.49	43.20	51.50	45.99	52.18	74.00	-21.82	Peak	0.00

11ax_20M_TX_CH_52_Horizontal-Avg

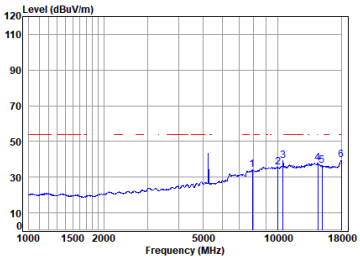

Condition: 3m HORIZONTAL
Job No : 00395AT/00396AT
Mode : 5260 TX RSE
: 5G Wi-Fi 11ax20

	Freq	Cable Loss	Ant Factor	Preamp Factor	Read Level	Level	Limit Line	Over Limit	Remark	Aux Factor
	MHz	dB	dB/m	dB	dBuV	dBuV/m	dBuV/m	dB		dB
1	7898.049	9.36	36.59	54.10	42.59	34.44	------	------	Average	0.00
2	10010.420	11.83	38.29	54.09	39.71	35.74	------	------	Average	0.00
3	10514.580	11.52	38.50	53.84	43.15	39.33	------	------	Average	0.00
4	14491.960	11.11	39.65	53.65	40.93	38.04	54.00	-15.96	Average	0.00
5	15090.400	12.52	39.31	53.35	37.80	36.28	------	------	Average	0.00
6	pp18000.000	14.49	43.20	51.50	33.44	39.63	54.00	-14.37	Average	0.00

11ax_20M_TX_CH_52_Vertical-Peak

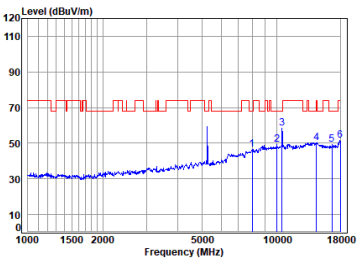

Condition: 3m VERTICAL
Job No : 00395AT/00396AT
Mode : 5260 TX RSE
: 5G Wi-Fi 11ax20

	Freq	Cable Loss	Ant Factor	Preamp Factor	Read Level	Level	Limit Line	Over Limit	Remark	Aux Factor
	MHz	dB	dB/m	dB	dBuV	dBuV/m	dBuV/m	dB		dB
1	7989.893	9.40	36.92	54.19	54.50	46.63	68.20	-21.57	Peak	0.00
2	10010.420	11.83	38.29	54.09	53.46	49.49	68.20	-18.71	Peak	0.00
3	pp10514.580	11.52	38.50	53.84	62.37	58.55	68.20	-9.65	Peak	0.00
4	14450.130	11.07	39.90	53.67	53.00	50.30	68.20	-17.90	Peak	0.00
5	16696.880	14.95	39.28	52.06	47.18	49.35	68.20	-18.85	Peak	0.00
6	18000.000	14.49	43.20	51.50	45.40	51.59	74.00	-22.41	Peak	0.00

11ax_20M_TX_CH_52_Vertical-Avg

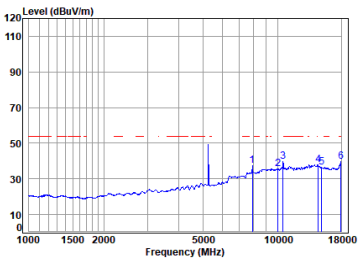

Condition: 3m VERTICAL
Job No : 00395AT/00396AT
Mode : 5260 TX RSE
: 5G Wi-Fi 11ax20

	Freq	Cable Loss	Ant Factor	Preamp Factor	Read Level	Level	Limit Line	Over Limit	Remark	Aux Factor
	MHz	dB	dB/m	dB	dBuV	dBuV/m	dBuV/m	dB		dB
1	7898.049	9.36	36.59	54.10	45.43	37.28	------	------	Average	0.00
2	10010.420	11.83	38.29	54.09	39.72	35.75	------	------	Average	0.00
3	10514.580	11.52	38.50	53.84	43.48	39.66	------	------	Average	0.00
4	14533.910	11.20	39.87	53.63	40.64	38.08	------	------	Average	0.00
5	15046.850	12.43	39.35	53.38	37.94	36.34	------	------	Average	0.00
6	pp17948.050	14.48	42.37	51.51	34.22	39.56	54.00	-14.44	Average	0.00

Unless otherwise agreed in writing, this document is issued by the Company subject to its General Conditions of Service printed overleaf, available on request or accessible at http://www.sgs.com/en/Terms-and-Conditions.aspx and, for electronic format documents, subject to Terms and Conditions for Electronic Documents at http://www.sgs.com/en/Terms-and-Conditions/Terms-e-Document.aspx. Attention is drawn to the limitation of liability, indemnification and jurisdiction issues defined therein. Any holder of this document is advised that information contained hereon reflects the Company's findings at the time of its intervention only and within the limits of Client's instructions, if any. The Company's sole responsibility is to its Client and this document does not exonerate parties to a transaction from exercising all their rights and obligations under the transaction documents. This document cannot be reproduced except in full, without prior written approval of the Company. Any unauthorized alteration, forgery or falsification of the content or appearance of this document is unlawful and offenders may be prosecuted to the fullest extent of the law. Unless otherwise stated the results shown in this test report refer only to the sample(s) tested and such sample(s) are retained for 30 days only.
Attention: To check the authenticity of testing /inspection report & certificate, please contact us at telephone: (86-755) 8307 1443, or email: CN.Doccheck@sgs.com

Fuyong lab. Xinlong TechnoPark, Fengtang Road, Fuyong Subdistrict, Bao'an, Shenzhen, China 518103 t (86–755) 88663988 f (86–755) 26710594 www.sgsgroup.com.cn
中国·深圳·宝安区福永街道凤塘大道鑫龙科技园福永实验室 邮编: 518103 t (86–755) 88663988 f (86–755) 26710594 sgs.china@sgs.com

11ax_20M_TX_CH_60_Horizontal-Peak

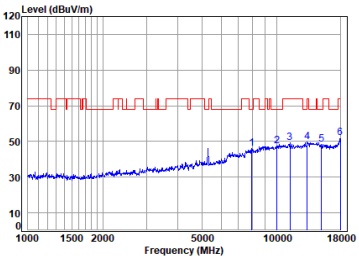

Condition: 3m HORIZONTAL
Job No : 00395AT/00396AT
Mode : 5300 TX RSE
: 5G Wi-Fi 11ax20

	Freq	Cable Loss	Ant Factor	Preamp Factor	Read Level	Level	Limit Line	Over Limit	Remark	Aux Factor
	MHz	dB	dB/m	dB	dBuV	dBuV/m	dBuV/m	dB		dB
1	7943.838	9.38	36.95	54.15	53.79	45.97	68.20	-22.23	Peak	0.00
2	10010.420	11.83	38.29	54.09	51.61	47.64	68.20	-20.56	Peak	0.00
3	11302.480	11.83	39.01	53.76	52.15	49.23	74.00	-24.77	Peak	0.00
4	pp13249.930	12.49	39.65	54.05	51.85	49.94	68.20	-18.26	Peak	0.00
5	15134.080	12.61	39.30	53.33	49.95	48.53	68.20	-19.67	Peak	0.00
6	18000.000	14.49	43.20	51.50	45.64	51.83	74.00	-22.17	Peak	0.00

11ax_20M_TX_CH_60_Horizontal-Avg

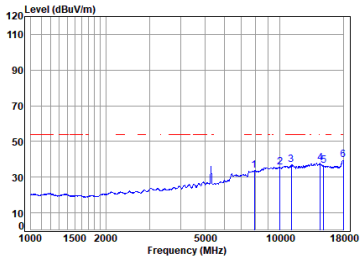

Condition: 3m HORIZONTAL
Job No : 00395AT/00396AT
Mode : 5300 TX RSE
: 5G Wi-Fi 11ax20

	Freq	Cable Loss	Ant Factor	Preamp Factor	Read Level	Level	Limit Line	Over Limit	Remark	Aux Factor
	MHz	dB	dB/m	dB	dBuV	dBuV/m	dBuV/m	dB		dB
1	7920.911	9.37	36.77	54.13	41.67	33.68	------	------	Average	0.00
2	10010.420	11.83	38.29	54.09	39.67	35.70	------	------	Average	0.00
3	11140.310	11.47	39.20	53.67	39.80	36.80	54.00	-17.20	Average	0.00
4	14533.910	11.20	39.87	53.63	40.49	37.93	------	------	Average	0.00
5	15046.850	12.43	39.35	53.38	38.05	36.45	------	------	Average	0.00
6	pp18000.000	14.49	43.20	51.50	33.31	39.50	54.00	-14.50	Average	0.00

11ax_20M_TX_CH_60_Vertical-Peak

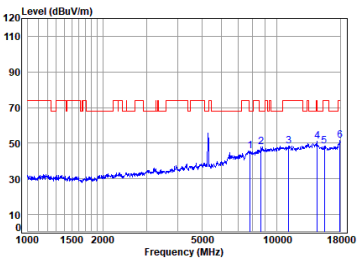

Condition: 3m VERTICAL
Job No : 00395AT/00396AT
Mode : 5300 TX RSE
: 5G Wi-Fi 11ax20

	Freq	Cable Loss	Ant Factor	Preamp Factor	Read Level	Level	Limit Line	Over Limit	Remark	Aux Factor
	MHz	dB	dB/m	dB	dBuV	dBuV/m	dBuV/m	dB		dB
1	7807.262	9.33	36.40	54.02	54.08	45.79	68.20	-22.41	Peak	0.00
2	8663.404	10.00	37.99	54.00	53.88	47.87	68.20	-20.33	Peak	0.00
3	11172.560	11.54	39.20	53.69	51.50	48.55	74.00	-25.45	Peak	0.00
4	pp14533.910	11.20	39.87	53.63	53.45	50.89	68.20	-17.31	Peak	0.00
5	15532.940	13.35	39.03	53.13	49.19	48.44	74.00	-25.56	Peak	0.00
6	17948.050	14.48	42.37	51.51	46.09	51.43	74.00	-22.57	Peak	0.00

11ax_20M_TX_CH_60_Vertical-Avg

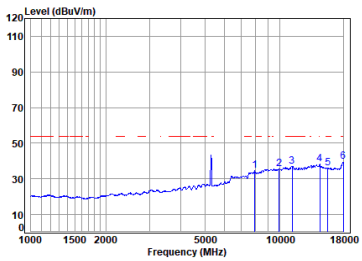

Condition: 3m VERTICAL
Job No : 00395AT/00396AT
Mode : 5300 TX RSE
: 5G Wi-Fi 11ax20

	Freq	Cable Loss	Ant Factor	Preamp Factor	Read Level	Level	Limit Line	Over Limit	Remark	Aux Factor
	MHz	dB	dB/m	dB	dBuV	dBuV/m	dBuV/m	dB		dB
1	7943.838	9.38	36.95	54.15	42.62	34.80	------	------	Average	0.00
2	9952.717	11.85	38.77	54.09	39.02	35.55	------	------	Average	0.00
3	11204.900	11.61	39.19	53.71	39.72	36.81	54.00	-17.19	Average	0.00
4	14491.960	11.11	39.65	53.65	41.02	38.13	54.00	-15.87	Average	0.00
5	15622.990	13.35	39.01	53.08	36.91	36.19	54.00	-17.81	Average	0.00
6	pp18000.000	14.49	43.20	51.50	33.44	39.63	54.00	-14.37	Average	0.00

Unless otherwise agreed in writing, this document is issued by the Company subject to its General Conditions of Service printed overleaf, available on request or accessible at http://www.sgs.com/en/Terms-and-Conditions.aspx and, for electronic format documents, subject to Terms and Conditions for Electronic Documents at http://www.sgs.com/en/Terms-and-Conditions/Terms-e-Document.aspx. Attention is drawn to the limitation of liability, indemnification and jurisdiction issues defined therein. Any holder of this document is advised that information contained hereon reflects the Company's findings at the time of its intervention only and within the limits of Client's instructions, if any. The Company's sole responsibility is to its Client and this document does not exonerate parties to a transaction from exercising all their rights and obligations under the transaction documents. This document cannot be reproduced except in full, without prior written approval of the Company. Any unauthorized alteration, forgery or falsification of the content or appearance of this document is unlawful and offenders may be prosecuted to the fullest extent of the law. Unless otherwise stated the results shown in this test report refer only to the sample(s) tested and such sample(s) are retained for 30 days only.
Attention: To check the authenticity of testing /inspection report & certificate, please contact us at telephone: (86-755) 8307 1443, or email: CN.Doccheck@sgs.com

Fuyong lab. Xinlong TechnoPark, Fengtang Road, Fuyong Subdistrict, Bao'an, Shenzhen, China 518103 t (86–755) 88663988 f (86–755) 26710594 www.sgsgroup.com.cn
中国·深圳·宝安区福永街道凤塘大道鑫龙科技园福永实验室 邮编: 518103 t (86–755) 88663988 f (86–755) 26710594 sgs.china@sgs.com

Member of the SGS Group (SGS SA)

11ax_20M_TX_CH_64_Horizontal-Peak

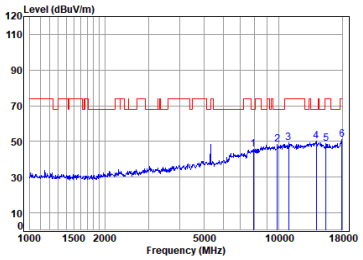

Condition: 3m HORIZONTAL
Job No : 00395AT/00396AT
Mode : 5320 TX RSE
: 5G Wi-Fi 11ax20

	Freq	Cable Loss	Ant Factor	Preamp Factor	Read Level	Level	Limit Line	Over Limit	Remark	Aux Factor
	MHz	dB	dB/m	dB	dBuV	dBuV/m	dBuV/m	dB		dB
1	7920.911	9.37	36.77	54.13	53.40	45.41	68.20	-22.79	Peak	0.00
2	9866.789	11.87	38.70	54.07	51.99	48.49	68.20	-19.71	Peak	0.00
3	10948.780	11.19	38.44	53.62	53.05	49.06	74.00	-24.94	Peak	0.00
4	pp14160.710	10.77	40.63	53.82	52.77	50.35	68.20	-17.85	Peak	0.00
5	15488.110	13.33	39.00	53.15	49.62	48.80	74.00	-25.20	Peak	0.00
6	17948.050	14.48	42.37	51.51	45.74	51.08	74.00	-22.92	Peak	0.00

11ax_20M_TX_CH_64_Horizontal-Avg

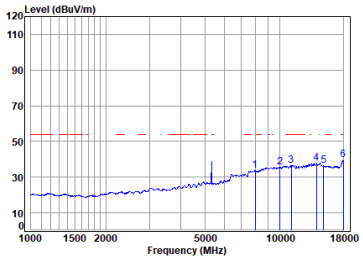

Condition: 3m HORIZONTAL
Job No : 00395AT/00396AT
Mode : 5320 TX RSE
: 5G Wi-Fi 11ax20

	Freq	Cable Loss	Ant Factor	Preamp Factor	Read Level	Level	Limit Line	Over Limit	Remark	Aux Factor
	MHz	dB	dB/m	dB	dBuV	dBuV/m	dBuV/m	dB		dB
1	7989.893	9.40	36.92	54.19	41.61	33.74	------	------	Average	0.00
2	10010.420	11.83	38.29	54.09	39.54	35.57	------	------	Average	0.00
3	11140.310	11.47	39.20	53.67	39.71	36.71	54.00	-17.29	Average	0.00
4	14038.450	10.64	40.69	53.88	40.57	38.02	------	------	Average	0.00
5	15046.850	12.43	39.35	53.38	37.90	36.30	------	------	Average	0.00
6	pp18000.000	14.49	43.20	51.50	33.37	39.56	54.00	-14.44	Average	0.00

11ax_20M_TX_CH_64_Vertical-Peak

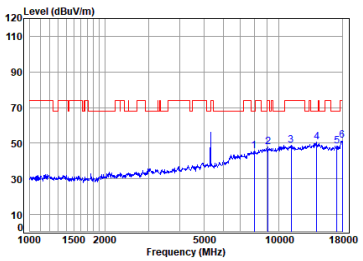

Condition: 3m VERTICAL
Job No : 00395AT/00396AT
Mode : 5320 TX RSE
: 5G Wi-Fi 11ax20

	Freq	Cable Loss	Ant Factor	Preamp Factor	Read Level	Level	Limit Line	Over Limit	Remark	Aux Factor
	MHz	dB	dB/m	dB	dBuV	dBuV/m	dBuV/m	dB		dB
1	7989.893	9.40	36.92	54.19	53.33	45.46	68.20	-22.74	Peak	0.00
2	9073.460	11.20	38.27	53.92	52.21	47.76	74.00	-26.24	Peak	0.00
3	11204.900	11.61	39.19	53.71	51.59	48.68	74.00	-25.32	Peak	0.00
4	pp14242.800	10.85	40.73	53.78	52.79	50.59	68.20	-17.61	Peak	0.00
5	17136.920	14.39	39.24	51.67	46.36	48.32	68.20	-19.88	Peak	0.00
6	18000.000	14.49	43.20	51.50	45.35	51.54	74.00	-22.46	Peak	0.00

11ax_20M_TX_CH_64_Vertical-Avg

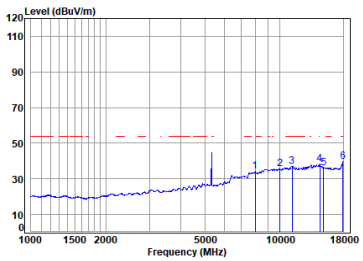

Condition: 3m VERTICAL
Job No : 00395AT/00396AT
Mode : 5320 TX RSE
: 5G Wi-Fi 11ax20

	Freq	Cable Loss	Ant Factor	Preamp Factor	Read Level	Level	Limit Line	Over Limit	Remark	Aux Factor
	MHz	dB	dB/m	dB	dBuV	dBuV/m	dBuV/m	dB		dB
1	7989.893	9.40	36.92	54.19	42.28	34.41	------	------	Average	0.00
2	10010.420	11.83	38.29	54.09	39.64	35.67	------	------	Average	0.00
3	11204.900	11.61	39.19	53.71	39.87	36.96	54.00	-17.04	Average	0.00
4	14491.960	11.11	39.65	53.65	41.03	38.14	54.00	-15.86	Average	0.00
5	15046.850	12.43	39.35	53.38	37.85	36.25	------	------	Average	0.00
6	pp17948.050	14.48	42.37	51.51	34.13	39.47	54.00	-14.53	Average	0.00

Unless otherwise agreed in writing, this document is issued by the Company subject to its General Conditions of Service printed overleaf, available on request or accessible at http://www.sgs.com/en/Terms-and-Conditions.aspx and, for electronic format documents, subject to Terms and Conditions for Electronic Documents at http://www.sgs.com/en/Terms-and-Conditions/Terms-e-Document.aspx. Attention is drawn to the limitation of liability, indemnification and jurisdiction issues defined therein. Any holder of this document is advised that information contained hereon reflects the Company's findings at the time of its intervention only and within the limits of Client's instructions, if any. The Company's sole responsibility is to its Client and this document does not exonerate parties to a transaction from exercising all their rights and obligations under the transaction documents. This document cannot be reproduced except in full, without prior written approval of the Company. Any unauthorized alteration, forgery or falsification of the content or appearance of this document is unlawful and offenders may be prosecuted to the fullest extent of the law. Unless otherwise stated the results shown in this test report refer only to the sample(s) tested and such sample(s) are retained for 30 days only.

Attention: To check the authenticity of testing /inspection report & certificate, please contact us at telephone: (86-755) 8307 1443, or email: CN.Doccheck@sgs.com

Fuyong lab. Xinlong TechnoPark, Fengtang Road, Fuyong Subdistrict, Bao'an, Shenzhen, China 518103 t (86–755) 88663988 f (86–755) 26710594 www.sgsgroup.com.cn

中国·深圳·宝安区福永街道凤塘大道鑫龙科技园福永实验室 邮编: 518103 t (86–755) 88663988 f (86–755) 26710594 sgs.china@sgs.com

Member of the SGS Group (SGS SA)

11a_TX_CH_100_Horizontal-Peak

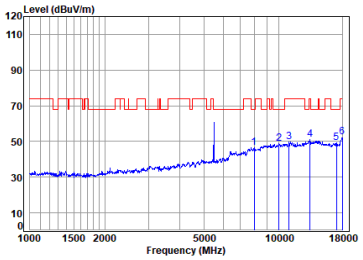

Condition: 3m HORIZONTAL
Job No : 00395AT/00396AT
Mode : 5500 TX RSE
: 5G Wi-Fi 11a

	Freq	Cable Loss	Ant Factor	Preamp Factor	Read Level	Level	Limit Line	Over Limit	Remark	Aux Factor
	MHz	dB	dB/m	dB	dBuV	dBuV/m	dBuV/m	dB		dB
1	7966.832	9.39	36.97	54.17	54.29	46.48	68.20	-21.72	Peak	0.00
2	10010.420	11.83	38.29	54.09	52.72	48.75	68.20	-19.45	Peak	0.00
3	11012.250	11.18	38.85	53.61	53.35	49.77	74.00	-24.23	Peak	0.00
4	13365.320	12.21	39.77	54.03	52.96	50.91	74.00	-23.09	Peak	0.00
5	pp17087.460	14.39	39.45	51.68	46.91	49.07	68.20	-19.13	Peak	0.00
6	18000.000	14.49	43.20	51.50	46.30	52.49	74.00	-21.51	Peak	0.00

11a_TX_CH_100_Horizontal-Avg

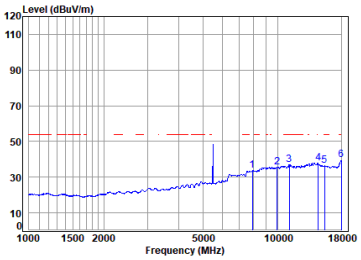

Condition: 3m HORIZONTAL
Job No : 00395AT/00396AT
Mode : 5500 TX RSE
: 5G Wi-Fi 11a

	Freq	Cable Loss	Ant Factor	Preamp Factor	Read Level	Level	Limit Line	Over Limit	Remark	Aux Factor
	MHz	dB	dB/m	dB	dBuV	dBuV/m	dBuV/m	dB		dB
1	7920.911	9.37	36.77	54.13	41.83	33.84	------	------	Average	0.00
2	9952.717	11.85	38.77	54.09	39.26	35.79	------	------	Average	0.00
3	11140.310	11.47	39.20	53.67	39.94	36.94	54.00	-17.06	Average	0.00
4	14533.910	11.20	39.87	53.63	40.65	38.09	------	------	Average	0.00
5	15443.410	13.24	39.00	53.17	37.28	36.35	54.00	-17.65	Average	0.00
6	pp18000.000	14.49	43.20	51.50	33.42	39.61	54.00	-14.39	Average	0.00

11a_TX_CH_100_Vertical-Peak

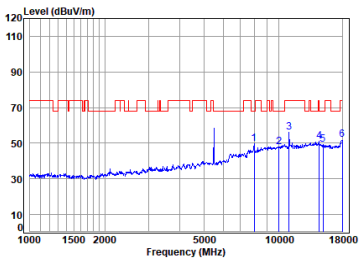

Condition: 3m VERTICAL
Job No : 00395AT/00396AT
Mode : 5500 TX RSE
: 5G Wi-Fi 11a

	Freq	Cable Loss	Ant Factor	Preamp Factor	Read Level	Level	Limit Line	Over Limit	Remark	Aux Factor
	MHz	dB	dB/m	dB	dBuV	dBuV/m	dBuV/m	dB		dB
1	7966.832	9.39	36.97	54.17	57.59	49.78	68.20	-18.42	Peak	0.00
2	10010.420	11.83	38.29	54.09	52.05	48.08	68.20	-20.12	Peak	0.00
3	11012.250	11.18	38.85	53.61	59.81	56.23	74.00	-17.77	Peak	0.00
4	pp14533.910	11.20	39.87	53.63	53.53	50.97	68.20	-17.23	Peak	0.00
5	15090.400	12.52	39.31	53.35	50.70	49.18	68.20	-19.02	Peak	0.00
6	18000.000	14.49	43.20	51.50	45.95	52.14	74.00	-21.86	Peak	0.00

11a_TX_CH_100_Vertical-Avg

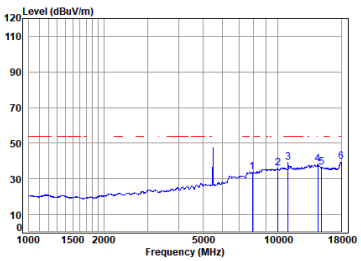

Condition: 3m VERTICAL
Job No : 00395AT/00396AT
Mode : 5500 TX RSE
: 5G Wi-Fi 11a

	Freq	Cable Loss	Ant Factor	Preamp Factor	Read Level	Level	Limit Line	Over Limit	Remark	Aux Factor
	MHz	dB	dB/m	dB	dBuV	dBuV/m	dBuV/m	dB		dB
1	7920.911	9.37	36.77	54.13	41.80	33.81	------	------	Average	0.00
2	10010.420	11.83	38.29	54.09	39.87	35.90	------	------	Average	0.00
3	11012.250	11.18	38.85	53.61	42.95	39.37	54.00	-14.63	Average	0.00
4	14491.960	11.11	39.65	53.65	40.99	38.10	54.00	-15.90	Average	0.00
5	15046.850	12.43	39.35	53.38	38.08	36.48	------	------	Average	0.00
6	pp18000.000	14.49	43.20	51.50	33.39	39.58	54.00	-14.42	Average	0.00

Unless otherwise agreed in writing, this document is issued by the Company subject to its General Conditions of Service printed overleaf, available on request or accessible at http://www.sgs.com/en/Terms-and-Conditions.aspx and, for electronic format documents, subject to Terms and Conditions for Electronic Documents at http://www.sgs.com/en/Terms-and-Conditions/Terms-e-Document.aspx. Attention is drawn to the limitation of liability, indemnification and jurisdiction issues defined therein. Any holder of this document is advised that information contained hereon reflects the Company's findings at the time of its intervention only and within the limits of Client's instructions, if any. The Company's sole responsibility is to its Client and this document does not exonerate parties to a transaction from exercising all their rights and obligations under the transaction documents. This document cannot be reproduced except in full, without prior written approval of the Company. Any unauthorized alteration, forgery or falsification of the content or appearance of this document is unlawful and offenders may be prosecuted to the fullest extent of the law. Unless otherwise stated the results shown in this test report refer only to the sample(s) tested and such sample(s) are retained for 30 days only.

Attention: To check the authenticity of testing /inspection report & certificate, please contact us at telephone: (86-755) 8307 1443, or email: CN.Doccheck@sgs.com

Fuyong lab. Xinlong TechnoPark, Fengtang Road, Fuyong Subdistrict, Bao'an, Shenzhen, China 518103 t (86–755) 88663988 f (86–755) 26710594 www.sgsgroup.com.cn

中国·深圳·宝安区福永街道凤塘大道鑫龙科技园福永实验室 邮编: 518103 t (86–755) 88663988 f (86–755) 26710594 sgs.china@sgs.com

Member of the SGS Group (SGS SA)

11a_TX_CH_116_Horizontal-Peak

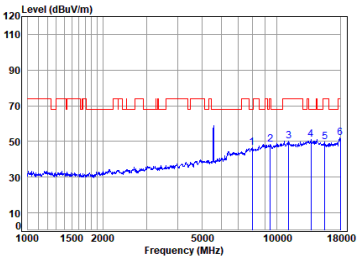

Condition: 3m HORIZONTAL
Job No : 00395AT/00396AT
Mode : 5580 TX RSE
: 5G Wi-Fi 11a

	Freq	Cable Loss	Ant Factor	Preamp Factor	Read Level	Level	Limit Line	Over Limit	Remark	Aux Factor
	MHz	dB	dB/m	dB	dBuV	dBuV/m	dBuV/m	dB		dB
1	7966.832	9.39	36.97	54.17	54.29	46.48	68.20	-21.72	Peak	0.00
2	9420.880	11.82	38.66	53.99	51.86	48.35	74.00	-25.65	Peak	0.00
3	11172.560	11.54	39.20	53.69	53.19	50.24	74.00	-23.76	Peak	0.00
4	pp13717.560	11.32	40.68	53.96	52.97	51.01	68.20	-17.19	Peak	0.00
5	15622.990	13.35	39.01	53.08	50.24	49.52	74.00	-24.48	Peak	0.00
6	18000.000	14.49	43.20	51.50	45.99	52.18	74.00	-21.82	Peak	0.00

11a_TX_CH_116_Horizontal-Avg

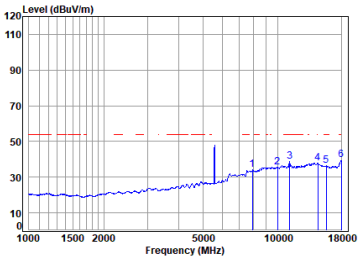

Condition: 3m HORIZONTAL
Job No : 00395AT/00396AT
Mode : 5580 TX RSE
: 5G Wi-Fi 11a

	Freq	Cable Loss	Ant Factor	Preamp Factor	Read Level	Level	Limit Line	Over Limit	Remark	Aux Factor
	MHz	dB	dB/m	dB	dBuV	dBuV/m	dBuV/m	dB		dB
1	7920.911	9.37	36.77	54.13	42.08	34.09	------	------	Average	0.00
2	9981.525	11.84	38.42	54.10	39.59	35.75	------	------	Average	0.00
3	11172.560	11.54	39.20	53.69	41.65	38.70	54.00	-15.30	Average	0.00
4	14491.960	11.11	39.65	53.65	40.93	38.04	54.00	-15.96	Average	0.00
5	15668.210	13.35	38.83	53.06	37.20	36.32	54.00	-17.68	Average	0.00
6	pp18000.000	14.49	43.20	51.50	33.64	39.83	54.00	-14.17	Average	0.00

11a_TX_CH_116_Vertical-Peak

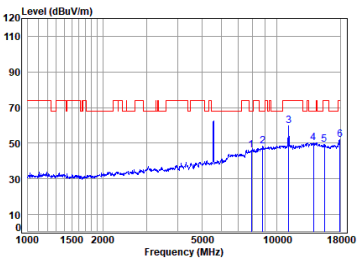

Condition: 3m VERTICAL
Job No : 00395AT/00396AT
Mode : 5580 TX RSE
: 5G Wi-Fi 11a

	Freq	Cable Loss	Ant Factor	Preamp Factor	Read Level	Level	Limit Line	Over Limit	Remark	Aux Factor
	MHz	dB	dB/m	dB	dBuV	dBuV/m	dBuV/m	dB		dB
1	7920.911	9.37	36.77	54.13	54.28	46.29	68.20	-21.91	Peak	0.00
2	8789.516	10.41	38.14	53.96	53.72	48.31	68.20	-19.89	Peak	0.00
3	pp11172.560	11.54	39.20	53.69	62.84	59.89	74.00	-14.11	Peak	0.00
4	14038.450	10.64	40.69	53.88	52.91	50.36	68.20	-17.84	Peak	0.00
5	15577.900	13.35	39.08	53.11	49.79	49.11	74.00	-24.89	Peak	0.00
6	17948.050	14.48	42.37	51.51	46.77	52.11	74.00	-21.89	Peak	0.00

11a_TX_CH_116_Vertical-Avg

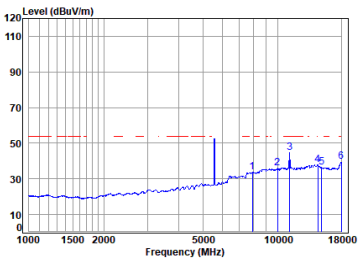

Condition: 3m VERTICAL
Job No : 00395AT/00396AT
Mode : 5580 TX RSE
: 5G Wi-Fi 11a

	Freq	Cable Loss	Ant Factor	Preamp Factor	Read Level	Level	Limit Line	Over Limit	Remark	Aux Factor
	MHz	dB	dB/m	dB	dBuV	dBuV/m	dBuV/m	dB		dB
1	7920.911	9.37	36.77	54.13	41.75	33.76	------	------	Average	0.00
2	9981.525	11.84	38.42	54.10	39.74	35.90	------	------	Average	0.00
3	pp11172.560	11.54	39.20	53.69	47.59	44.64	54.00	-9.36	Average	0.00
4	14491.960	11.11	39.65	53.65	40.95	38.06	54.00	-15.94	Average	0.00
5	15046.850	12.43	39.35	53.38	37.95	36.35	------	------	Average	0.00
6	18000.000	14.49	43.20	51.50	33.46	39.65	54.00	-14.35	Average	0.00

Unless otherwise agreed in writing, this document is issued by the Company subject to its General Conditions of Service printed overleaf, available on request or accessible at http://www.sgs.com/en/Terms-and-Conditions.aspx and, for electronic format documents, subject to Terms and Conditions for Electronic Documents at http://www.sgs.com/en/Terms-and-Conditions/Terms-e-Document.aspx. Attention is drawn to the limitation of liability, indemnification and jurisdiction issues defined therein. Any holder of this document is advised that information contained hereon reflects the Company's findings at the time of its intervention only and within the limits of Client's instructions, if any. The Company's sole responsibility is to its Client and this document does not exonerate parties to a transaction from exercising all their rights and obligations under the transaction documents. This document cannot be reproduced except in full, without prior written approval of the Company. Any unauthorized alteration, forgery or falsification of the content or appearance of this document is unlawful and offenders may be prosecuted to the fullest extent of the law. Unless otherwise stated the results shown in this test report refer only to the sample(s) tested and such sample(s) are retained for 30 days only.
Attention: To check the authenticity of testing /inspection report & certificate, please contact us at telephone: (86-755) 8307 1443, or email: CN.Doccheck@sgs.com

Fuyong lab. Xinlong TechnoPark, Fengtang Road, Fuyong Subdistrict, Bao'an, Shenzhen, China 518103 t (86–755) 88663988 f (86–755) 26710594 www.sgsgroup.com.cn
中国·深圳·宝安区福永街道凤塘大道鑫龙科技园福永实验室 邮编: 518103 t (86–755) 88663988 f (86–755) 26710594 sgs.china@sgs.com

11a_TX_CH_140_Horizontal-Peak

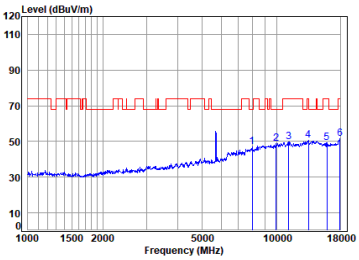

Condition: 3m HORIZONTAL
Job No : 00395AT/00396AT
Mode : 5700 TX RSE
: 5G Wi-Fi 11a

	Freq	Cable Loss	Ant Factor	Preamp Factor	Read Level	Level	Limit Line	Over Limit	Remark	Aux Factor
	MHz	dB	dB/m	dB	dBuV	dBuV/m	dBuV/m	dB		dB
1	7989.893	9.40	36.92	54.19	54.91	47.04	68.20	-21.16	Peak	0.00
2	9952.717	11.85	38.77	54.09	52.26	48.79	68.20	-19.41	Peak	0.00
3	11172.560	11.54	39.20	53.69	52.88	49.93	74.00	-24.07	Peak	0.00
4	pp13442.810	12.02	40.06	54.01	52.67	50.74	68.20	-17.46	Peak	0.00
5	15896.290	13.35	37.93	52.95	50.99	49.32	74.00	-24.68	Peak	0.00
6	17948.050	14.48	42.37	51.51	46.43	51.77	74.00	-22.23	Peak	0.00

11a_TX_CH_140_Horizontal-Avg

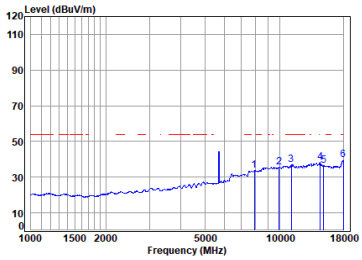

Condition: 3m HORIZONTAL
Job No : 00395AT/00396AT
Mode : 5700 TX RSE
: 5G Wi-Fi 11a

	Freq	Cable Loss	Ant Factor	Preamp Factor	Read Level	Level	Limit Line	Over Limit	Remark	Aux Factor
	MHz	dB	dB/m	dB	dBuV	dBuV/m	dBuV/m	dB		dB
1	7920.911	9.37	36.77	54.13	41.84	33.85	------	------	Average	0.00
2	9952.717	11.85	38.77	54.09	39.12	35.65	------	------	Average	0.00
3	11140.310	11.47	39.20	53.67	39.80	36.80	54.00	-17.20	Average	0.00
4	14533.910	11.20	39.87	53.63	40.68	38.12	------	------	Average	0.00
5	15046.850	12.43	39.35	53.38	37.94	36.34	------	------	Average	0.00
6	pp18000.000	14.49	43.20	51.50	33.54	39.73	54.00	-14.27	Average	0.00

11a_TX_CH_140_Vertical-Peak

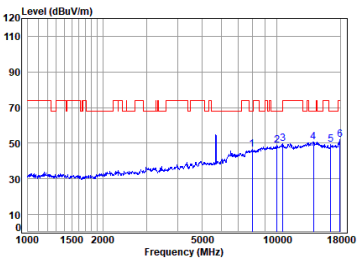

Condition: 3m VERTICAL
Job No : 00395AT/00396AT
Mode : 5700 TX RSE
: 5G Wi-Fi 11a

	Freq	Cable Loss	Ant Factor	Preamp Factor	Read Level	Level	Limit Line	Over Limit	Remark	Aux Factor
	MHz	dB	dB/m	dB	dBuV	dBuV/m	dBuV/m	dB		dB
1	7966.832	9.39	36.97	54.17	54.31	46.50	68.20	-21.70	Peak	0.00
2	10010.420	11.83	38.29	54.09	52.91	48.94	68.20	-19.26	Peak	0.00
3	10606.150	11.45	38.48	53.79	53.76	49.90	74.00	-24.10	Peak	0.00
4	pp14038.450	10.64	40.69	53.88	53.25	50.70	68.20	-17.50	Peak	0.00
5	16504.960	15.32	38.51	52.28	47.56	49.11	68.20	-19.09	Peak	0.00
6	17948.050	14.48	42.37	51.51	46.54	51.88	74.00	-22.12	Peak	0.00

11a_TX_CH_140_Vertical-Avg

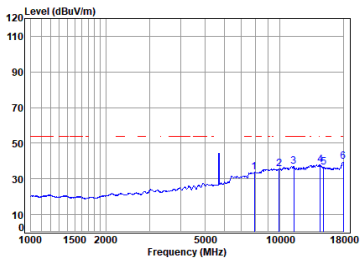

Condition: 3m VERTICAL
Job No : 00395AT/00396AT
Mode : 5700 TX RSE
: 5G Wi-Fi 11a

	Freq	Cable Loss	Ant Factor	Preamp Factor	Read Level	Level	Limit Line	Over Limit	Remark	Aux Factor
	MHz	dB	dB/m	dB	dBuV	dBuV/m	dBuV/m	dB		dB
1	7920.911	9.37	36.77	54.13	41.75	33.76	------	------	Average	0.00
2	9952.717	11.85	38.77	54.09	39.17	35.70	------	------	Average	0.00
3	11400.910	12.04	39.30	53.81	39.40	36.93	54.00	-17.07	Average	0.00
4	14533.910	11.20	39.87	53.63	40.62	38.06	------	------	Average	0.00
5	15046.850	12.43	39.35	53.38	38.01	36.41	------	------	Average	0.00
6	pp18000.000	14.49	43.20	51.50	33.56	39.75	54.00	-14.25	Average	0.00

Unless otherwise agreed in writing, this document is issued by the Company subject to its General Conditions of Service printed overleaf, available on request or accessible at http://www.sgs.com/en/Terms-and-Conditions.aspx and, for electronic format documents, subject to Terms and Conditions for Electronic Documents at http://www.sgs.com/en/Terms-and-Conditions/Terms-e-Document.aspx. Attention is drawn to the limitation of liability, indemnification and jurisdiction issues defined therein. Any holder of this document is advised that information contained hereon reflects the Company's findings at the time of its intervention only and within the limits of Client's instructions, if any. The Company's sole responsibility is to its Client and this document does not exonerate parties to a transaction from exercising all their rights and obligations under the transaction documents. This document cannot be reproduced except in full, without prior written approval of the Company. Any unauthorized alteration, forgery or falsification of the content or appearance of this document is unlawful and offenders may be prosecuted to the fullest extent of the law. Unless otherwise stated the results shown in this test report refer only to the sample(s) tested and such sample(s) are retained for 30 days only.
Attention: To check the authenticity of testing /inspection report & certificate, please contact us at telephone: (86-755) 8307 1443, or email: CN.Doccheck@sgs.com

Fuyong lab. Xinlong TechnoPark, Fengtang Road, Fuyong Subdistrict, Bao'an, Shenzhen, China 518103 t (86–755) 88663988 f (86–755) 26710594 www.sgsgroup.com.cn
中国·深圳·宝安区福永街道凤塘大道鑫龙科技园福永实验室 邮编: 518103 t (86–755) 88663988 f (86–755) 26710594 sgs.china@sgs.com

11ax_20M_TX_CH_100_Horizontal-Peak

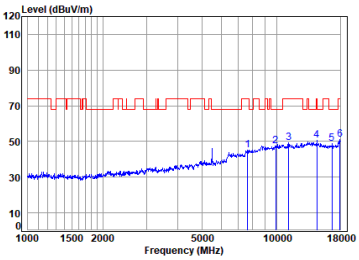

Condition: 3m HORIZONTAL
Job No : 00395AT/00396AT
Mode : 5500 TX RSE
: 5G Wi-Fi 11ax20

	Freq	Cable Loss	Ant Factor	Preamp Factor	Read Level	Level	Limit Line	Over Limit	Remark	Aux Factor
	MHz	dB	dB/m	dB	dBuV	dBuV/m	dBuV/m	dB		dB
1	7650.888	9.28	36.39	53.87	53.54	45.34	74.00	-28.66	Peak	0.00
2	9923.991	11.86	38.85	54.09	50.92	47.54	68.20	-20.66	Peak	0.00
3	11172.560	11.54	39.20	53.69	52.12	49.17	74.00	-24.83	Peak	0.00
4	14491.960	11.11	39.65	53.65	53.45	50.56	74.00	-23.44	Peak	0.00
5	pp16696.880	14.95	39.28	52.06	46.63	48.80	68.20	-19.40	Peak	0.00
6	17948.050	14.48	42.37	51.51	45.67	51.01	74.00	-22.99	Peak	0.00

11ax_20M_TX_CH_100_Horizontal-Avg

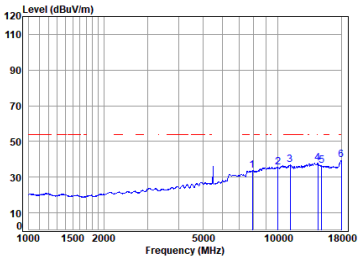

Condition: 3m HORIZONTAL
Job No : 00395AT/00396AT
Mode : 5500 TX RSE
: 5G Wi-Fi 11ax20

	Freq	Cable Loss	Ant Factor	Preamp Factor	Read Level	Level	Limit Line	Over Limit	Remark	Aux Factor
	MHz	dB	dB/m	dB	dBuV	dBuV/m	dBuV/m	dB		dB
1	7920.911	9.37	36.77	54.13	41.74	33.75	------	------	Average	0.00
2	10010.420	11.83	38.29	54.09	39.58	35.61	------	------	Average	0.00
3	11204.900	11.61	39.19	53.71	39.83	36.92	54.00	-17.08	Average	0.00
4	14491.960	11.11	39.65	53.65	40.86	37.97	54.00	-16.03	Average	0.00
5	15046.850	12.43	39.35	53.38	37.89	36.29	------	------	Average	0.00
6	pp18000.000	14.49	43.20	51.50	33.56	39.75	54.00	-14.25	Average	0.00

11ax_20M_TX_CH_100_Vertical-Peak

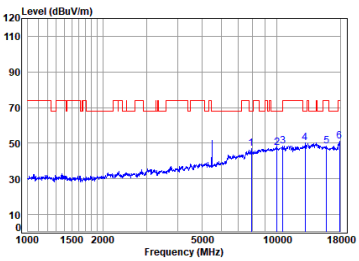

Condition: 3m VERTICAL
Job No : 00395AT/00396AT
Mode : 5500 TX RSE
: 5G Wi-Fi 11ax20

	Freq	Cable Loss	Ant Factor	Preamp Factor	Read Level	Level	Limit Line	Over Limit	Remark	Aux Factor
	MHz	dB	dB/m	dB	dBuV	dBuV/m	dBuV/m	dB		dB
1	7898.049	9.36	36.59	54.10	54.92	46.77	68.20	-21.43	Peak	0.00
2	10010.420	11.83	38.29	54.09	51.33	47.36	68.20	-20.84	Peak	0.00
3	10575.540	11.47	38.50	53.81	52.43	48.59	68.20	-19.61	Peak	0.00
4	pp13022.130	13.05	39.23	54.10	52.07	50.25	68.20	-17.95	Peak	0.00
5	15850.410	13.35	38.25	52.97	49.73	48.36	74.00	-25.64	Peak	0.00
6	17896.250	14.48	41.55	51.52	46.37	50.88	74.00	-23.12	Peak	0.00

11ax_20M_TX_CH_100_Vertical-Avg

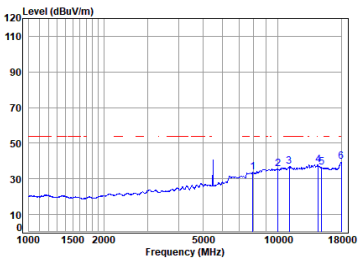

Condition: 3m VERTICAL
Job No : 00395AT/00396AT
Mode : 5500 TX RSE
: 5G Wi-Fi 11ax20

	Freq	Cable Loss	Ant Factor	Preamp Factor	Read Level	Level	Limit Line	Over Limit	Remark	Aux Factor
	MHz	dB	dB/m	dB	dBuV	dBuV/m	dBuV/m	dB		dB
1	7943.838	9.38	36.95	54.15	41.51	33.69	------	------	Average	0.00
2	10010.420	11.83	38.29	54.09	39.72	35.75	------	------	Average	0.00
3	11140.310	11.47	39.20	53.67	39.85	36.85	54.00	-17.15	Average	0.00
4	14533.910	11.20	39.87	53.63	40.57	38.01	------	------	Average	0.00
5	15046.850	12.43	39.35	53.38	37.93	36.33	------	------	Average	0.00
6	pp18000.000	14.49	43.20	51.50	33.44	39.63	54.00	-14.37	Average	0.00

Unless otherwise agreed in writing, this document is issued by the Company subject to its General Conditions of Service printed overleaf, available on request or accessible at http://www.sgs.com/en/Terms-and-Conditions.aspx and, for electronic format documents, subject to Terms and Conditions for Electronic Documents at http://www.sgs.com/en/Terms-and-Conditions/Terms-e-Document.aspx. Attention is drawn to the limitation of liability, indemnification and jurisdiction issues defined therein. Any holder of this document is advised that information contained hereon reflects the Company's findings at the time of its intervention only and within the limits of Client's instructions, if any. The Company's sole responsibility is to its Client and this document does not exonerate parties to a transaction from exercising all their rights and obligations under the transaction documents. This document cannot be reproduced except in full, without prior written approval of the Company. Any unauthorized alteration, forgery or falsification of the content or appearance of this document is unlawful and offenders may be prosecuted to the fullest extent of the law. Unless otherwise stated the results shown in this test report refer only to the sample(s) tested and such sample(s) are retained for 30 days only.
Attention: To check the authenticity of testing /inspection report & certificate, please contact us at telephone: (86-755) 8307 1443, or email: CN.Doccheck@sgs.com

Fuyong lab. Xinlong TechnoPark, Fengtang Road, Fuyong Subdistrict, Bao'an, Shenzhen, China 518103 t (86–755) 88663988 f (86–755) 26710594 www.sgsgroup.com.cn
中国·深圳·宝安区福永街道凤塘大道鑫龙科技园福永实验室 邮编: 518103 t (86–755) 88663988 f (86–755) 26710594 sgs.china@sgs.com

11ax_20M_TX_CH_116_Horizontal-Peak

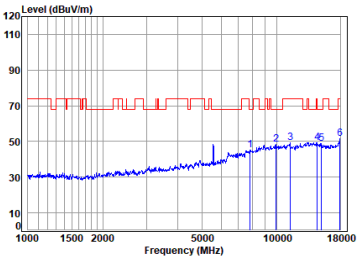

Condition: 3m HORIZONTAL
Job No : 00395AT/00396AT
Mode : 5580 TX RSE
: 5G Wi-Fi 11ax20

	Freq	Cable Loss	Ant Factor	Preamp Factor	Read Level	Level	Limit Line	Over Limit	Remark	Aux Factor
	MHz	dB	dB/m	dB	dBuV	dBuV/m	dBuV/m	dB		dB
1	7807.262	9.33	36.40	54.02	53.65	45.36	68.20	-22.84	Peak	0.00
2	9952.717	11.85	38.77	54.09	51.92	48.45	68.20	-19.75	Peak	0.00
3	11335.190	11.90	39.11	53.77	51.91	49.15	74.00	-24.85	Peak	0.00
4	pp14575.970	11.31	40.21	53.61	51.57	49.48	68.20	-18.72	Peak	0.00
5	15134.080	12.61	39.30	53.33	50.24	48.82	68.20	-19.38	Peak	0.00
6	17948.050	14.48	42.37	51.51	46.14	51.48	74.00	-22.52	Peak	0.00

11ax_20M_TX_CH_116_Horizontal-Avg

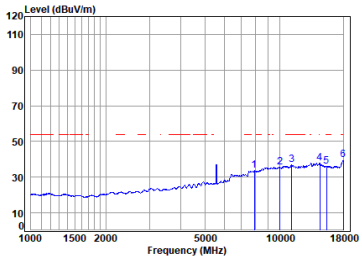

Condition: 3m HORIZONTAL
Job No : 00395AT/00396AT
Mode : 5580 TX RSE
: 5G Wi-Fi 11ax20

	Freq	Cable Loss	Ant Factor	Preamp Factor	Read Level	Level	Limit Line	Over Limit	Remark	Aux Factor
	MHz	dB	dB/m	dB	dBuV	dBuV/m	dBuV/m	dB		dB
1	7920.911	9.37	36.77	54.13	41.60	33.61	------	------	Average	0.00
2	10010.420	11.83	38.29	54.09	39.59	35.62	------	------	Average	0.00
3	11172.560	11.54	39.20	53.69	39.82	36.87	54.00	-17.13	Average	0.00
4	14491.960	11.11	39.65	53.65	40.97	38.08	54.00	-15.92	Average	0.00
5	15443.410	13.24	39.00	53.17	37.15	36.22	54.00	-17.78	Average	0.00
6	pp18000.000	14.49	43.20	51.50	33.65	39.84	54.00	-14.16	Average	0.00

11ax_20M_TX_CH_116_Vertical-Peak

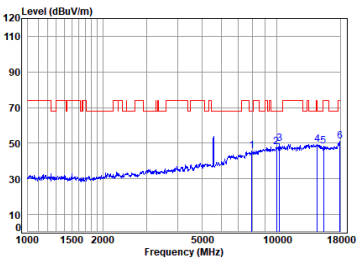

Condition: 3m VERTICAL
Job No : 00395AT/00396AT
Mode : 5580 TX RSE
: 5G Wi-Fi 11ax20

	Freq	Cable Loss	Ant Factor	Preamp Factor	Read Level	Level	Limit Line	Over Limit	Remark	Aux Factor
	MHz	dB	dB/m	dB	dBuV	dBuV/m	dBuV/m	dB		dB
1	7943.838	9.38	36.95	54.15	53.47	45.65	68.20	-22.55	Peak	0.00
2	9981.525	11.84	38.42	54.10	51.63	47.79	68.20	-20.41	Peak	0.00
3	pp10274.240	11.67	38.58	53.96	53.47	49.76	68.20	-18.44	Peak	0.00
4	14533.910	11.20	39.87	53.63	52.04	49.48	68.20	-18.72	Peak	0.00
5	15443.410	13.24	39.00	53.17	49.19	48.26	74.00	-25.74	Peak	0.00
6	17948.050	14.48	42.37	51.51	45.65	50.99	74.00	-23.01	Peak	0.00

11ax_20M_TX_CH_116_Vertical-Avg

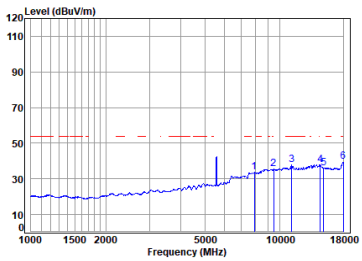

Condition: 3m VERTICAL
Job No : 00395AT/00396AT
Mode : 5580 TX RSE
: 5G Wi-Fi 11ax20

	Freq	Cable Loss	Ant Factor	Preamp Factor	Read Level	Level	Limit Line	Over Limit	Remark	Aux Factor
	MHz	dB	dB/m	dB	dBuV	dBuV/m	dBuV/m	dB		dB
1	7920.911	9.37	36.77	54.13	41.59	33.60	------	------	Average	0.00
2	9448.149	11.87	38.60	53.99	39.18	35.66	54.00	-18.34	Average	0.00
3	11172.560	11.54	39.20	53.69	40.80	37.85	54.00	-16.15	Average	0.00
4	14533.910	11.20	39.87	53.63	40.62	38.06	------	------	Average	0.00
5	15046.850	12.43	39.35	53.38	37.75	36.15	------	------	Average	0.00
6	pp18000.000	14.49	43.20	51.50	33.46	39.65	54.00	-14.35	Average	0.00

Unless otherwise agreed in writing, this document is issued by the Company subject to its General Conditions of Service printed overleaf, available on request or accessible at http://www.sgs.com/en/Terms-and-Conditions.aspx and, for electronic format documents, subject to Terms and Conditions for Electronic Documents at http://www.sgs.com/en/Terms-and-Conditions/Terms-e-Document.aspx. Attention is drawn to the limitation of liability, indemnification and jurisdiction issues defined therein. Any holder of this document is advised that information contained hereon reflects the Company's findings at the time of its intervention only and within the limits of Client's instructions, if any. The Company's sole responsibility is to its Client and this document does not exonerate parties to a transaction from exercising all their rights and obligations under the transaction documents. This document cannot be reproduced except in full, without prior written approval of the Company. Any unauthorized alteration, forgery or falsification of the content or appearance of this document is unlawful and offenders may be prosecuted to the fullest extent of the law. Unless otherwise stated the results shown in this test report refer only to the sample(s) tested and such sample(s) are retained for 30 days only.

Attention: To check the authenticity of testing /inspection report & certificate, please contact us at telephone: (86-755) 8307 1443, or email: CN.Doccheck@sgs.com

Fuyong lab. Xinlong TechnoPark, Fengtang Road, Fuyong Subdistrict, Bao'an, Shenzhen, China 518103 t (86–755) 88663988 f (86–755) 26710594 www.sgsgroup.com.cn

中国·深圳·宝安区福永街道凤塘大道鑫龙科技园福永实验室 邮编: 518103 t (86–755) 88663988 f (86–755) 26710594 sgs.china@sgs.com

Member of the SGS Group (SGS SA)

11ax_20M_TX_CH_140_Horizontal-Peak

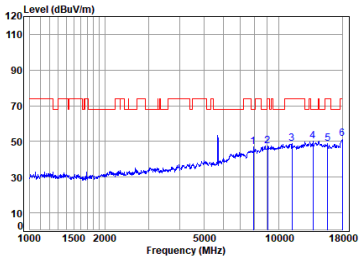

Condition: 3m HORIZONTAL
Job No : 00395AT/00396AT
Mode : 5700 TX RSE
: 5G Wi-Fi 11ax20

	Freq	Cable Loss	Ant Factor	Preamp Factor	Read Level	Level	Limit Line	Over Limit	Remark	Aux Factor
	MHz	dB	dB/m	dB	dBuV	dBuV/m	dBuV/m	dB		dB
1	7920.911	9.37	36.77	54.13	54.83	46.84	68.20	-21.36	Peak	0.00
2	9047.272	11.16	38.49	53.91	51.82	47.56	74.00	-26.44	Peak	0.00
3	11302.480	11.83	39.01	53.76	51.74	48.82	74.00	-25.18	Peak	0.00
4	pp13757.270	11.22	40.64	53.95	52.27	50.18	68.20	-18.02	Peak	0.00
5	15759.050	13.35	38.64	53.02	50.07	49.04	74.00	-24.96	Peak	0.00
6	18000.000	14.49	43.20	51.50	45.23	51.42	74.00	-22.58	Peak	0.00

11ax_20M_TX_CH_140_Horizontal-Avg

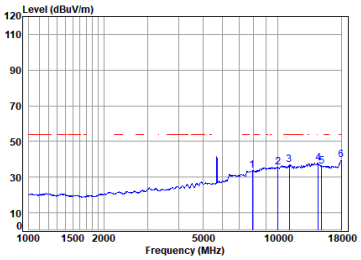

Condition: 3m HORIZONTAL
Job No : 00395AT/00396AT
Mode : 5700 TX RSE
: 5G Wi-Fi 11ax20

	Freq	Cable Loss	Ant Factor	Preamp Factor	Read Level	Level	Limit Line	Over Limit	Remark	Aux Factor
	MHz	dB	dB/m	dB	dBuV	dBuV/m	dBuV/m	dB		dB
1	7920.911	9.37	36.77	54.13	41.63	33.64	------	------	Average	0.00
2	10010.420	11.83	38.29	54.09	39.56	35.59	------	------	Average	0.00
3	11140.310	11.47	39.20	53.67	39.97	36.97	54.00	-17.03	Average	0.00
4	14533.910	11.20	39.87	53.63	40.59	38.03	------	------	Average	0.00
5	15046.850	12.43	39.35	53.38	37.83	36.23	------	------	Average	0.00
6	pp18000.000	14.49	43.20	51.50	33.38	39.57	54.00	-14.43	Average	0.00

11ax_20M_TX_CH_140_Vertical-Peak

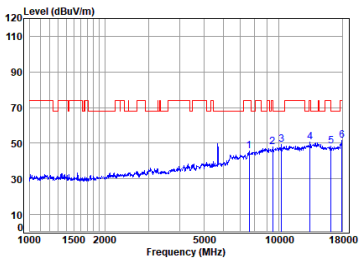

Condition: 3m VERTICAL
Job No : 00395AT/00396AT
Mode : 5700 TX RSE
: 5G Wi-Fi 11ax20

	Freq	Cable Loss	Ant Factor	Preamp Factor	Read Level	Level	Limit Line	Over Limit	Remark	Aux Factor
	MHz	dB	dB/m	dB	dBuV	dBuV/m	dBuV/m	dB		dB
1	7606.788	9.26	36.14	53.82	54.08	45.66	74.00	-28.34	Peak	0.00
2	9448.149	11.87	38.60	53.99	51.24	47.72	74.00	-26.28	Peak	0.00
3	pp10274.240	11.67	38.58	53.96	52.98	49.27	68.20	-18.93	Peak	0.00
4	13365.320	12.21	39.77	54.03	52.52	50.47	74.00	-23.53	Peak	0.00
5	16221.190	14.23	37.61	52.63	49.12	48.33	68.20	-19.87	Peak	0.00
6	17948.050	14.48	42.37	51.51	46.01	51.35	74.00	-22.65	Peak	0.00

11ax_20M_TX_CH_140_Vertical-Avg

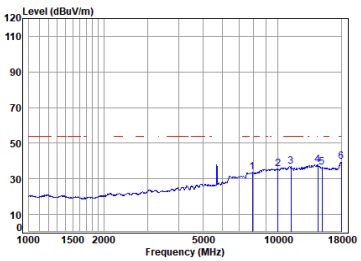

Condition: 3m VERTICAL
Job No : 00395AT/00396AT
Mode : 5700 TX RSE
: 5G Wi-Fi 11ax20

	Freq	Cable Loss	Ant Factor	Preamp Factor	Read Level	Level	Limit Line	Over Limit	Remark	Aux Factor
	MHz	dB	dB/m	dB	dBuV	dBuV/m	dBuV/m	dB		dB
1	7920.911	9.37	36.77	54.13	41.67	33.68	------	------	Average	0.00
2	10010.420	11.83	38.29	54.09	39.58	35.61	------	------	Average	0.00
3	11302.480	11.83	39.01	53.76	39.85	36.93	54.00	-17.07	Average	0.00
4	14491.960	11.11	39.65	53.65	40.95	38.06	54.00	-15.94	Average	0.00
5	15090.400	12.52	39.31	53.35	37.99	36.47	------	------	Average	0.00
6	pp18000.000	14.49	43.20	51.50	33.38	39.57	54.00	-14.43	Average	0.00

Unless otherwise agreed in writing, this document is issued by the Company subject to its General Conditions of Service printed overleaf, available on request or accessible at http://www.sgs.com/en/Terms-and-Conditions.aspx and, for electronic format documents, subject to Terms and Conditions for Electronic Documents at http://www.sgs.com/en/Terms-and-Conditions/Terms-e-Document.aspx. Attention is drawn to the limitation of liability, indemnification and jurisdiction issues defined therein. Any holder of this document is advised that information contained hereon reflects the Company's findings at the time of its intervention only and within the limits of Client's instructions, if any. The Company's sole responsibility is to its Client and this document does not exonerate parties to a transaction from exercising all their rights and obligations under the transaction documents. This document cannot be reproduced except in full, without prior written approval of the Company. Any unauthorized alteration, forgery or falsification of the content or appearance of this document is unlawful and offenders may be prosecuted to the fullest extent of the law. Unless otherwise stated the results shown in this test report refer only to the sample(s) tested and such sample(s) are retained for 30 days only.

Attention: To check the authenticity of testing /inspection report & certificate, please contact us at telephone: (86-755) 8307 1443, or email: CN.Doccheck@sgs.com

Fuyong lab. Xinlong TechnoPark, Fengtang Road, Fuyong Subdistrict, Bao'an, Shenzhen, China 518103 t (86–755) 88663988 f (86–755) 26710594 www.sgsgroup.com.cn

中国·深圳·宝安区福永街道凤塘大道鑫龙科技园福永实验室 邮编: 518103 t (86–755) 88663988 f (86–755) 26710594 sgs.china@sgs.com

Member of the SGS Group (SGS SA)

11a_TX_CH_149_Horizontal-Peak

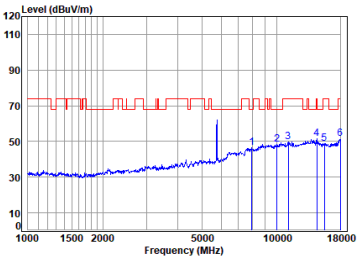

Condition: 3m HORIZONTAL
Job No : 00395AT/00396AT
Mode : 5745 TX RSE
: 5.8G Wi-Fi 11a

	Freq	Cable Loss	Ant Factor	Preamp Factor	Read Level	Level	Limit Line	Over Limit	Remark	Aux Factor
	MHz	dB	dB/m	dB	dBuV	dBuV/m	dBuV/m	dB		dB
1	7943.838	9.38	36.95	54.15	54.36	46.54	68.20	-21.66	Peak	0.00
2	pp10010.420	11.83	38.29	54.09	52.29	48.32	68.20	-19.88	Peak	0.00
3	11140.310	11.47	39.20	53.67	52.65	49.65	74.00	-24.35	Peak	0.00
4	14491.960	11.11	39.65	53.65	54.34	51.45	74.00	-22.55	Peak	0.00
5	15532.940	13.35	39.03	53.13	49.67	48.92	74.00	-25.08	Peak	0.00
6	18000.000	14.49	43.20	51.50	45.23	51.42	74.00	-22.58	Peak	0.00

11a_TX_CH_149_Horizontal-Avg

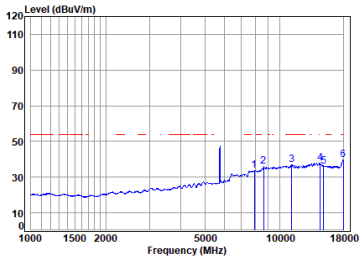

Condition: 3m HORIZONTAL
Job No : 00395AT/00396AT
Mode : 5745 TX RSE
: 5.8G Wi-Fi 11a

	Freq	Cable Loss	Ant Factor	Preamp Factor	Read Level	Level	Limit Line	Over Limit	Remark	Aux Factor
	MHz	dB	dB/m	dB	dBuV	dBuV/m	dBuV/m	dB		dB
1	7920.911	9.37	36.77	54.13	41.77	33.78	------	------	Average	0.00
2	8613.468	9.84	37.65	54.01	42.40	35.88	------	------	Average	0.00
3	11172.560	11.54	39.20	53.69	39.91	36.96	54.00	-17.04	Average	0.00
4	14533.910	11.20	39.87	53.63	40.66	38.10	------	------	Average	0.00
5	15046.850	12.43	39.35	53.38	37.86	36.26	------	------	Average	0.00
6	pp18000.000	14.49	43.20	51.50	33.35	39.54	54.00	-14.46	Average	0.00

11a_TX_CH_149_Vertical-Peak

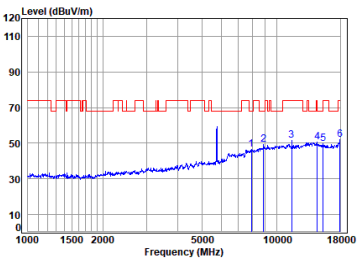

Condition: 3m VERTICAL
Job No : 00395AT/00396AT
Mode : 5745 TX RSE
: 5.8G Wi-Fi 11a

	Freq	Cable Loss	Ant Factor	Preamp Factor	Read Level	Level	Limit Line	Over Limit	Remark	Aux Factor
	MHz	dB	dB/m	dB	dBuV	dBuV/m	dBuV/m	dB		dB
1	7920.911	9.37	36.77	54.13	54.37	46.38	68.20	-21.82	Peak	0.00
2	8866.062	10.65	38.06	53.94	54.43	49.20	68.20	-19.00	Peak	0.00
3	11500.200	12.26	39.20	53.86	53.99	51.59	74.00	-22.41	Peak	0.00
4	pp14533.910	11.20	39.87	53.63	53.14	50.58	68.20	-17.62	Peak	0.00
5	15354.390	13.06	39.00	53.22	50.82	49.66	74.00	-24.34	Peak	0.00
6	17948.050	14.48	42.37	51.51	46.77	52.11	74.00	-21.89	Peak	0.00

11a_TX_CH_149_Vertical-Avg

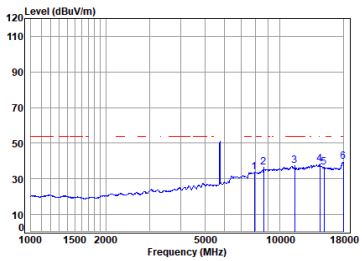

Condition: 3m VERTICAL
Job No : 00395AT/00396AT
Mode : 5745 TX RSE
: 5.8G Wi-Fi 11a

	Freq	Cable Loss	Ant Factor	Preamp Factor	Read Level	Level	Limit Line	Over Limit	Remark	Aux Factor
	MHz	dB	dB/m	dB	dBuV	dBuV/m	dBuV/m	dB		dB
1	7920.911	9.37	36.77	54.13	41.82	33.83	------	------	Average	0.00
2	8613.468	9.84	37.65	54.01	43.08	36.56	------	------	Average	0.00
3	11500.200	12.26	39.20	53.86	39.59	37.19	54.00	-16.81	Average	0.00
4	14491.960	11.11	39.65	53.65	40.99	38.10	54.00	-15.90	Average	0.00
5	15090.400	12.52	39.31	53.35	37.92	36.40	------	------	Average	0.00
6	pp18000.000	14.49	43.20	51.50	33.36	39.55	54.00	-14.45	Average	0.00

Unless otherwise agreed in writing, this document is issued by the Company subject to its General Conditions of Service printed overleaf, available on request or accessible at http://www.sgs.com/en/Terms-and-Conditions.aspx and, for electronic format documents, subject to Terms and Conditions for Electronic Documents at http://www.sgs.com/en/Terms-and-Conditions/Terms-e-Document.aspx. Attention is drawn to the limitation of liability, indemnification and jurisdiction issues defined therein. Any holder of this document is advised that information contained hereon reflects the Company's findings at the time of its intervention only and within the limits of Client's instructions, if any. The Company's sole responsibility is to its Client and this document does not exonerate parties to a transaction from exercising all their rights and obligations under the transaction documents. This document cannot be reproduced except in full, without prior written approval of the Company. Any unauthorized alteration, forgery or falsification of the content or appearance of this document is unlawful and offenders may be prosecuted to the fullest extent of the law. Unless otherwise stated the results shown in this test report refer only to the sample(s) tested and such sample(s) are retained for 30 days only.

Attention: To check the authenticity of testing /inspection report & certificate, please contact us at telephone: (86-755) 8307 1443, or email: CN.Doccheck@sgs.com

Fuyong lab. Xinlong TechnoPark, Fengtang Road, Fuyong Subdistrict, Bao'an, Shenzhen, China 518103 t (86–755) 88663988 f (86–755) 26710594 www.sgsgroup.com.cn

中国·深圳·宝安区福永街道凤塘大道鑫龙科技园福永实验室 邮编: 518103 t (86–755) 88663988 f (86–755) 26710594 sgs.china@sgs.com

Member of the SGS Group (SGS SA)

11a_TX_CH_157_Horizontal-Peak

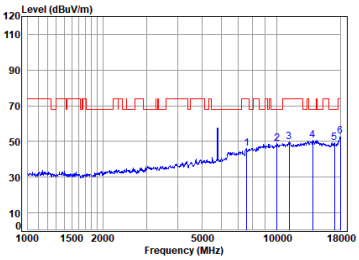

Condition: 3m HORIZONTAL
Job No : 00395AT/00396AT
Mode : 5785 TX RSE
: 5.8G Wi-Fi 11a

	Freq	Cable Loss	Ant Factor	Preamp Factor	Read Level	Level	Limit Line	Over Limit	Remark	Aux Factor
	MHz	dB	dB/m	dB	dBuV	dBuV/m	dBuV/m	dB		dB
1	7584.833	9.25	36.04	53.80	54.79	46.28	74.00	-27.72	Peak	0.00
2	10010.420	11.83	38.29	54.09	52.71	48.74	68.20	-19.46	Peak	0.00
3	11204.900	11.61	39.19	53.71	52.51	49.60	74.00	-24.40	Peak	0.00
4	pp13957.530	10.71	40.66	53.91	53.34	50.80	68.20	-17.40	Peak	0.00
5	17087.460	14.39	39.45	51.68	47.09	49.25	68.20	-18.95	Peak	0.00
6	18000.000	14.49	43.20	51.50	46.81	53.00	74.00	-21.00	Peak	0.00

11a_TX_CH_157_Horizontal-Avg

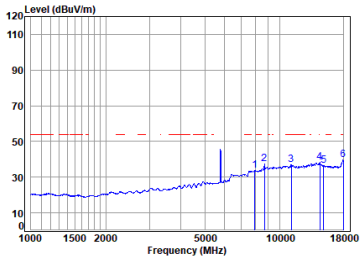

Condition: 3m HORIZONTAL
Job No : 00395AT/00396AT
Mode : 5785 TX RSE
: 5.8G Wi-Fi 11a

	Freq	Cable Loss	Ant Factor	Preamp Factor	Read Level	Level	Limit Line	Over Limit	Remark	Aux Factor
	MHz	dB	dB/m	dB	dBuV	dBuV/m	dBuV/m	dB		dB
1	7943.838	9.38	36.95	54.15	41.58	33.76	------	------	Average	0.00
2	8688.480	10.08	38.34	53.99	42.96	37.39	------	------	Average	0.00
3	11140.310	11.47	39.20	53.67	39.90	36.90	54.00	-17.10	Average	0.00
4	14491.960	11.11	39.65	53.65	40.99	38.10	54.00	-15.90	Average	0.00
5	15046.850	12.43	39.35	53.38	37.97	36.37	------	------	Average	0.00
6	pp18000.000	14.49	43.20	51.50	33.36	39.55	54.00	-14.45	Average	0.00

11a_TX_CH_157_Vertical-Peak

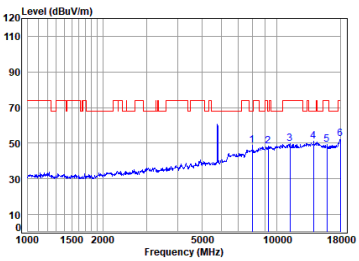

Condition: 3m VERTICAL
Job No : 00395AT/00396AT
Mode : 5785 TX RSE
: 5.8G Wi-Fi 11a

	Freq	Cable Loss	Ant Factor	Preamp Factor	Read Level	Level	Limit Line	Over Limit	Remark	Aux Factor
	MHz	dB	dB/m	dB	dBuV	dBuV/m	dBuV/m	dB		dB
1	7989.893	9.40	36.92	54.19	56.59	48.72	68.20	-19.48	Peak	0.00
2	9232.187	11.49	38.68	53.95	52.31	48.53	68.20	-19.67	Peak	0.00
3	11302.480	11.83	39.01	53.76	52.51	49.59	74.00	-24.41	Peak	0.00
4	pp14079.080	10.68	40.37	53.86	53.75	50.94	68.20	-17.26	Peak	0.00
5	15942.300	13.35	37.69	52.93	51.38	49.49	74.00	-24.51	Peak	0.00
6	18000.000	14.49	43.20	51.50	46.35	52.54	74.00	-21.46	Peak	0.00

11a_TX_CH_157_Vertical-Avg

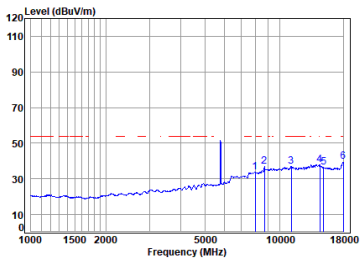

Condition: 3m VERTICAL
Job No : 00395AT/00396AT
Mode : 5785 TX RSE
: 5.8G Wi-Fi 11a

	Freq	Cable Loss	Ant Factor	Preamp Factor	Read Level	Level	Limit Line	Over Limit	Remark	Aux Factor
	MHz	dB	dB/m	dB	dBuV	dBuV/m	dBuV/m	dB		dB
1	7966.832	9.39	36.97	54.17	41.73	33.92	------	------	Average	0.00
2	8688.480	10.08	38.34	53.99	42.68	37.11	------	------	Average	0.00
3	11140.310	11.47	39.20	53.67	39.92	36.92	54.00	-17.08	Average	0.00
4	14491.960	11.11	39.65	53.65	40.88	37.99	54.00	-16.01	Average	0.00
5	15046.850	12.43	39.35	53.38	37.96	36.36	------	------	Average	0.00
6	pp18000.000	14.49	43.20	51.50	33.36	39.55	54.00	-14.45	Average	0.00

Unless otherwise agreed in writing, this document is issued by the Company subject to its General Conditions of Service printed overleaf, available on request or accessible at http://www.sgs.com/en/Terms-and-Conditions.aspx and, for electronic format documents, subject to Terms and Conditions for Electronic Documents at http://www.sgs.com/en/Terms-and-Conditions/Terms-e-Document.aspx. Attention is drawn to the limitation of liability, indemnification and jurisdiction issues defined therein. Any holder of this document is advised that information contained hereon reflects the Company's findings at the time of its intervention only and within the limits of Client's instructions, if any. The Company's sole responsibility is to its Client and this document does not exonerate parties to a transaction from exercising all their rights and obligations under the transaction documents. This document cannot be reproduced except in full, without prior written approval of the Company. Any unauthorized alteration, forgery or falsification of the content or appearance of this document is unlawful and offenders may be prosecuted to the fullest extent of the law. Unless otherwise stated the results shown in this test report refer only to the sample(s) tested and such sample(s) are retained for 30 days only.

Attention: To check the authenticity of testing /inspection report & certificate, please contact us at telephone: (86-755) 8307 1443, or email: CN.Doccheck@sgs.com

Fuyong lab. Xinlong TechnoPark, Fengtang Road, Fuyong Subdistrict, Bao'an, Shenzhen, China 518103 t (86–755) 88663988 f (86–755) 26710594 www.sgsgroup.com.cn

中国·深圳·宝安区福永街道凤塘大道鑫龙科技园福永实验室 邮编: 518103 t (86–755) 88663988 f (86–755) 26710594 sgs.china@sgs.com

Member of the SGS Group (SGS SA)

11a_TX_CH_165_Horizontal-Peak

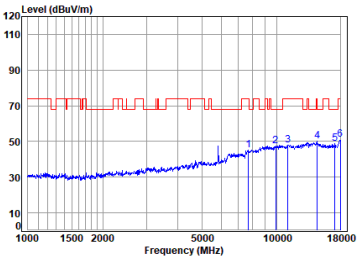

Condition: 3m HORIZONTAL
Job No : 00395AT/00396AT
Mode : 5825 TX RSE
: 5.8G Wi-Fi 11a

	Freq	Cable Loss	Ant Factor	Preamp Factor	Read Level	Level	Limit Line	Over Limit	Remark	Aux Factor
	MHz	dB	dB/m	dB	dBuV	dBuV/m	dBuV/m	dB		dB
1	7695.244	9.29	36.04	53.91	53.93	45.35	74.00	-28.65	Peak	0.00
2	9895.349	11.86	38.87	54.08	50.68	47.33	68.20	-20.87	Peak	0.00
3	11108.160	11.39	39.20	53.66	51.17	48.10	74.00	-25.90	Peak	0.00
4	pp14533.910	11.20	39.87	53.63	52.62	50.06	68.20	-18.14	Peak	0.00
5	17136.920	14.39	39.24	51.67	46.65	48.61	68.20	-19.59	Peak	0.00
6	18000.000	14.49	43.20	51.50	44.98	51.17	74.00	-22.83	Peak	0.00

11a_TX_CH_165_Horizontal-Avg

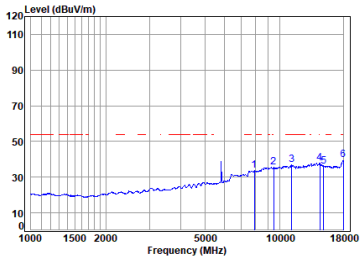

Condition: 3m HORIZONTAL
Job No : 00395AT/00396AT
Mode : 5825 TX RSE
: 5.8G Wi-Fi 11a

	Freq	Cable Loss	Ant Factor	Preamp Factor	Read Level	Level	Limit Line	Over Limit	Remark	Aux Factor
	MHz	dB	dB/m	dB	dBuV	dBuV/m	dBuV/m	dB		dB
1	7920.911	9.37	36.77	54.13	41.72	33.73	------	------	Average	0.00
2	9448.149	11.87	38.60	53.99	39.01	35.49	54.00	-18.51	Average	0.00
3	11172.560	11.54	39.20	53.69	39.72	36.77	54.00	-17.23	Average	0.00
4	14491.960	11.11	39.65	53.65	40.87	37.98	54.00	-16.02	Average	0.00
5	15046.850	12.43	39.35	53.38	37.87	36.27	------	------	Average	0.00
6	pp18000.000	14.49	43.20	51.50	33.33	39.52	54.00	-14.48	Average	0.00

11a_TX_CH_165_Vertical-Peak

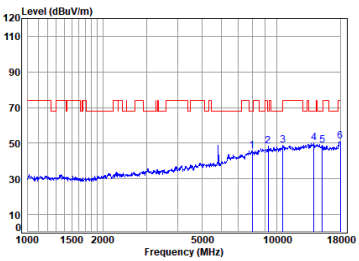

Condition: 3m VERTICAL
Job No : 00395AT/00396AT
Mode : 5825 TX RSE
: 5.8G Wi-Fi 11a

	Freq	Cable Loss	Ant Factor	Preamp Factor	Read Level	Level	Limit Line	Over Limit	Remark	Aux Factor
	MHz	dB	dB/m	dB	dBuV	dBuV/m	dBuV/m	dB		dB
1	7989.893	9.40	36.92	54.19	53.65	45.78	68.20	-22.42	Peak	0.00
2	9232.187	11.49	38.68	53.95	51.93	48.15	68.20	-20.05	Peak	0.00
3	10606.150	11.45	38.48	53.79	52.76	48.90	74.00	-25.10	Peak	0.00
4	pp14119.830	10.73	40.34	53.84	52.85	50.08	68.20	-18.12	Peak	0.00
5	15265.880	12.88	39.10	53.26	49.93	48.65	68.20	-19.55	Peak	0.00
6	18000.000	14.49	43.20	51.50	44.84	51.03	74.00	-22.97	Peak	0.00

11a_TX_CH_165_Vertical-Avg

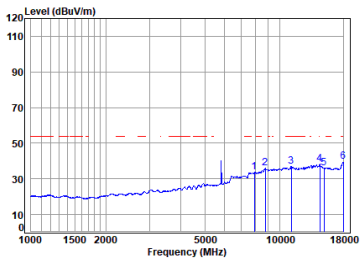

Condition: 3m VERTICAL
Job No : 00395AT/00396AT
Mode : 5825 TX RSE
: 5.8G Wi-Fi 11a

	Freq	Cable Loss	Ant Factor	Preamp Factor	Read Level	Level	Limit Line	Over Limit	Remark	Aux Factor
	MHz	dB	dB/m	dB	dBuV	dBuV/m	dBuV/m	dB		dB
1	7920.911	9.37	36.77	54.13	41.79	33.80	------	------	Average	0.00
2	8738.852	10.25	38.34	53.98	41.33	35.94	------	------	Average	0.00
3	11140.310	11.47	39.20	53.67	39.94	36.94	54.00	-17.06	Average	0.00
4	14491.960	11.11	39.65	53.65	41.02	38.13	54.00	-15.87	Average	0.00
5	15090.400	12.52	39.31	53.35	37.71	36.19	------	------	Average	0.00
6	pp18000.000	14.49	43.20	51.50	33.45	39.64	54.00	-14.36	Average	0.00

Unless otherwise agreed in writing, this document is issued by the Company subject to its General Conditions of Service printed overleaf, available on request or accessible at http://www.sgs.com/en/Terms-and-Conditions.aspx and, for electronic format documents, subject to Terms and Conditions for Electronic Documents at http://www.sgs.com/en/Terms-and-Conditions/Terms-e-Document.aspx. Attention is drawn to the limitation of liability, indemnification and jurisdiction issues defined therein. Any holder of this document is advised that information contained hereon reflects the Company's findings at the time of its intervention only and within the limits of Client's instructions, if any. The Company's sole responsibility is to its Client and this document does not exonerate parties to a transaction from exercising all their rights and obligations under the transaction documents. This document cannot be reproduced except in full, without prior written approval of the Company. Any unauthorized alteration, forgery or falsification of the content or appearance of this document is unlawful and offenders may be prosecuted to the fullest extent of the law. Unless otherwise stated the results shown in this test report refer only to the sample(s) tested and such sample(s) are retained for 30 days only.
Attention: To check the authenticity of testing /inspection report & certificate, please contact us at telephone: (86-755) 8307 1443, or email: CN.Doccheck@sgs.com

Fuyong lab. Xinlong TechnoPark, Fengtang Road, Fuyong Subdistrict, Bao'an, Shenzhen, China 518103 t (86–755) 88663988 f (86–755) 26710594 www.sgsgroup.com.cn
中国·深圳·宝安区福永街道凤塘大道鑫龙科技园福永实验室 邮编: 518103 t (86–755) 88663988 f (86–755) 26710594 sgs.china@sgs.com

11ax_20M_TX_CH_149_Horizontal-Peak

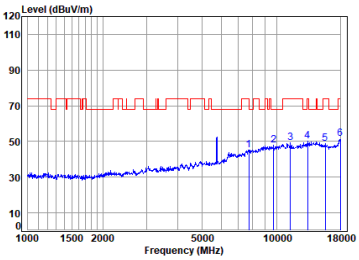

Condition: 3m HORIZONTAL
Job No : 00395AT/00396AT
Mode : 5745 TX RSE
: 5.8G Wi-Fi 11ax20

	Freq	Cable Loss	Ant Factor	Preamp Factor	Read Level	Level	Limit Line	Over Limit	Remark	Aux Factor
	MHz	dB	dB/m	dB	dBuV	dBuV/m	dBuV/m	dB		dB
1	7739.857	9.31	36.24	53.95	53.67	45.27	74.00	-28.73	Peak	0.00
2 pp	9725.221	11.91	38.20	54.05	51.70	47.76	68.20	-20.44	Peak	0.00
3	11368.000	11.97	39.20	53.79	51.99	49.37	74.00	-24.63	Peak	0.00
4	13326.750	12.30	39.73	54.03	52.39	50.39	74.00	-23.61	Peak	0.00
5	15668.210	13.35	38.83	53.06	49.51	48.63	74.00	-25.37	Peak	0.00
6	18000.000	14.49	43.20	51.50	45.37	51.56	74.00	-22.44	Peak	0.00

11ax_20M_TX_CH_149_Horizontal-Avg

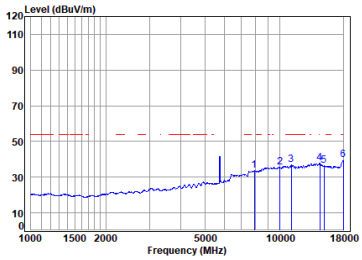

Condition: 3m HORIZONTAL
Job No : 00395AT/00396AT
Mode : 5745 TX RSE
: 5.8G Wi-Fi 11ax20

	Freq	Cable Loss	Ant Factor	Preamp Factor	Read Level	Level	Limit Line	Over Limit	Remark	Aux Factor
	MHz	dB	dB/m	dB	dBuV	dBuV/m	dBuV/m	dB		dB
1	7920.911	9.37	36.77	54.13	41.76	33.77	------	------	Average	0.00
2	10010.420	11.83	38.29	54.09	39.48	35.51	------	------	Average	0.00
3	11140.310	11.47	39.20	53.67	39.79	36.79	54.00	-17.21	Average	0.00
4	14491.960	11.11	39.65	53.65	40.89	38.00	54.00	-16.00	Average	0.00
5	15090.400	12.52	39.31	53.35	37.85	36.33	------	------	Average	0.00
6 pp	18000.000	14.49	43.20	51.50	33.40	39.59	54.00	-14.41	Average	0.00

11ax_20M_TX_CH_149_Vertical-Peak

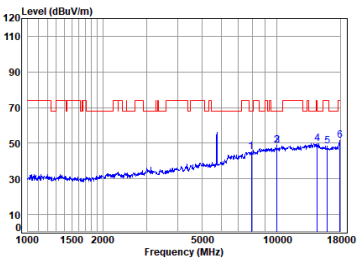

Condition: 3m VERTICAL
Job No : 00395AT/00396AT
Mode : 5745 TX RSE
: 5.8G Wi-Fi 11ax20

	Freq	Cable Loss	Ant Factor	Preamp Factor	Read Level	Level	Limit Line	Over Limit	Remark	Aux Factor
	MHz	dB	dB/m	dB	dBuV	dBuV/m	dBuV/m	dB		dB
1	7920.911	9.37	36.77	54.13	53.06	45.07	68.20	-23.13	Peak	0.00
2	10010.420	11.83	38.29	54.09	52.61	48.64	68.20	-19.56	Peak	0.00
3	10010.420	11.83	38.29	54.09	52.61	48.64	68.20	-19.56	Peak	0.00
4 pp	14533.910	11.20	39.87	53.63	52.32	49.76	68.20	-18.44	Peak	0.00
5	15988.450	13.35	37.46	52.91	50.53	48.43	74.00	-25.57	Peak	0.00
6	17948.050	14.48	42.37	51.51	46.32	51.66	74.00	-22.34	Peak	0.00

11ax_20M_TX_CH_149_Vertical-Avg

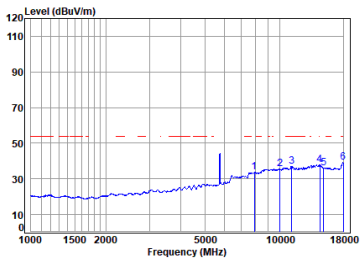

Condition: 3m VERTICAL
Job No : 00395AT/00396AT
Mode : 5745 TX RSE
: 5.8G Wi-Fi 11ax20

	Freq	Cable Loss	Ant Factor	Preamp Factor	Read Level	Level	Limit Line	Over Limit	Remark	Aux Factor
	MHz	dB	dB/m	dB	dBuV	dBuV/m	dBuV/m	dB		dB
1	7920.911	9.37	36.77	54.13	41.81	33.82	------	------	Average	0.00
2	10010.420	11.83	38.29	54.09	39.66	35.69	------	------	Average	0.00
3	11172.560	11.54	39.20	53.69	39.95	37.00	54.00	-17.00	Average	0.00
4	14491.960	11.11	39.65	53.65	40.95	38.06	54.00	-15.94	Average	0.00
5	15046.850	12.43	39.35	53.38	37.84	36.24	------	------	Average	0.00
6 pp	18000.000	14.49	43.20	51.50	33.20	39.39	54.00	-14.61	Average	0.00

Unless otherwise agreed in writing, this document is issued by the Company subject to its General Conditions of Service printed overleaf, available on request or accessible at http://www.sgs.com/en/Terms-and-Conditions.aspx and, for electronic format documents, subject to Terms and Conditions for Electronic Documents at http://www.sgs.com/en/Terms-and-Conditions/Terms-e-Document.aspx. Attention is drawn to the limitation of liability, indemnification and jurisdiction issues defined therein. Any holder of this document is advised that information contained hereon reflects the Company's findings at the time of its intervention only and within the limits of Client's instructions, if any. The Company's sole responsibility is to its Client and this document does not exonerate parties to a transaction from exercising all their rights and obligations under the transaction documents. This document cannot be reproduced except in full, without prior written approval of the Company. Any unauthorized alteration, forgery or falsification of the content or appearance of this document is unlawful and offenders may be prosecuted to the fullest extent of the law. Unless otherwise stated the results shown in this test report refer only to the sample(s) tested and such sample(s) are retained for 30 days only.

Attention: To check the authenticity of testing /inspection report & certificate, please contact us at telephone: (86-755) 8307 1443, or email: CN.Doccheck@sgs.com

Fuyong lab. Xinlong TechnoPark, Fengtang Road, Fuyong Subdistrict, Bao'an, Shenzhen, China 518103 t (86–755) 88663988 f (86–755) 26710594 www.sgsgroup.com.cn

中国·深圳·宝安区福永街道凤塘大道鑫龙科技园福永实验室 邮编: 518103 t (86–755) 88663988 f (86–755) 26710594 sgs.china@sgs.com

Member of the SGS Group (SGS SA)

11ax_20M_TX_CH_157_Horizontal-Peak

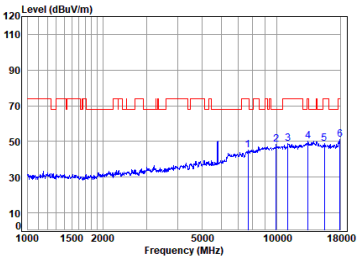

Condition: 3m HORIZONTAL
Job No : 00395AT/00396AT
Mode : 5785 TX RSE
: 5.8G Wi-Fi 11ax20

	Freq	Cable Loss	Ant Factor	Preamp Factor	Read Level	Level	Limit Line	Over Limit	Remark	Aux Factor
	MHz	dB	dB/m	dB	dBuV	dBuV/m	dBuV/m	dB		dB
1	7673.034	9.28	36.22	53.89	53.50	45.11	74.00	-28.89	Peak	0.00
2	pp 9952.717	11.85	38.77	54.09	51.96	48.49	68.20	-19.71	Peak	0.00
3	11076.100	11.32	39.10	53.64	52.04	48.82	74.00	-25.18	Peak	0.00
4	13365.320	12.21	39.77	54.03	52.43	50.38	74.00	-23.62	Peak	0.00
5	15532.940	13.35	39.03	53.13	49.50	48.75	74.00	-25.25	Peak	0.00
6	17948.050	14.48	42.37	51.51	45.61	50.95	74.00	-23.05	Peak	0.00

11ax_20M_TX_CH_157_Horizontal-Avg

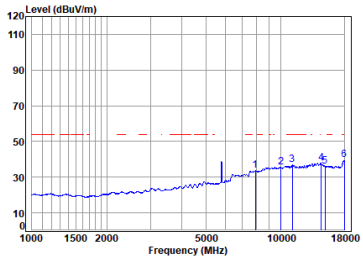

Condition: 3m HORIZONTAL
Job No : 00395AT/00396AT
Mode : 5785 TX RSE
: 5.8G Wi-Fi 11ax20

	Freq	Cable Loss	Ant Factor	Preamp Factor	Read Level	Level	Limit Line	Over Limit	Remark	Aux Factor
	MHz	dB	dB/m	dB	dBuV	dBuV/m	dBuV/m	dB		dB
1	7920.911	9.37	36.77	54.13	41.59	33.60	------	------	Average	0.00
2	10010.420	11.83	38.29	54.09	39.72	35.75	------	------	Average	0.00
3	11140.310	11.47	39.20	53.67	39.74	36.74	54.00	-17.26	Average	0.00
4	14533.910	11.20	39.87	53.63	40.44	37.88	------	------	Average	0.00
5	15090.400	12.52	39.31	53.35	37.76	36.24	------	------	Average	0.00
6	pp18000.000	14.49	43.20	51.50	33.31	39.50	54.00	-14.50	Average	0.00

11ax_20M_TX_CH_157_Vertical-Peak

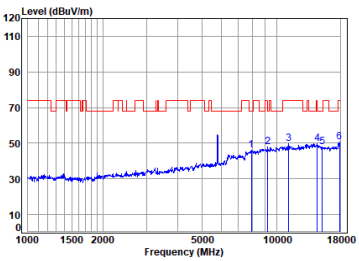

Condition: 3m VERTICAL
Job No : 00395AT/00396AT
Mode : 5785 TX RSE
: 5.8G Wi-Fi 11ax20

	Freq	Cable Loss	Ant Factor	Preamp Factor	Read Level	Level	Limit Line	Over Limit	Remark	Aux Factor
	MHz	dB	dB/m	dB	dBuV	dBuV/m	dBuV/m	dB		dB
1	7898.049	9.36	36.59	54.10	54.02	45.87	68.20	-22.33	Peak	0.00
2	9205.540	11.44	38.94	53.94	51.60	48.04	68.20	-20.16	Peak	0.00
3	11172.560	11.54	39.20	53.69	52.63	49.68	74.00	-24.32	Peak	0.00
4	pp14575.970	11.31	40.21	53.61	51.84	49.75	68.20	-18.45	Peak	0.00
5	15265.880	12.88	39.10	53.26	49.38	48.10	68.20	-20.10	Peak	0.00
6	17896.250	14.48	41.55	51.52	46.15	50.66	74.00	-23.34	Peak	0.00

11ax_20M_TX_CH_157_Vertical-Avg

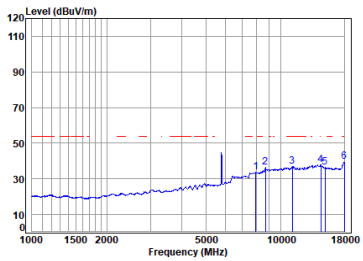

Condition: 3m VERTICAL
Job No : 00395AT/00396AT
Mode : 5785 TX RSE
: 5.8G Wi-Fi 11ax20

	Freq	Cable Loss	Ant Factor	Preamp Factor	Read Level	Level	Limit Line	Over Limit	Remark	Aux Factor
	MHz	dB	dB/m	dB	dBuV	dBuV/m	dBuV/m	dB		dB
1	7943.838	9.38	36.95	54.15	41.36	33.54	------	------	Average	0.00
2	8688.480	10.08	38.34	53.99	42.17	36.60	------	------	Average	0.00
3	11140.310	11.47	39.20	53.67	39.81	36.81	54.00	-17.19	Average	0.00
4	14491.960	11.11	39.65	53.65	40.91	38.02	54.00	-15.98	Average	0.00
5	15090.400	12.52	39.31	53.35	37.82	36.30	------	------	Average	0.00
6	pp18000.000	14.49	43.20	51.50	33.28	39.47	54.00	-14.53	Average	0.00

Unless otherwise agreed in writing, this document is issued by the Company subject to its General Conditions of Service printed overleaf, available on request or accessible at http://www.sgs.com/en/Terms-and-Conditions.aspx and, for electronic format documents, subject to Terms and Conditions for Electronic Documents at http://www.sgs.com/en/Terms-and-Conditions/Terms-e-Document.aspx. Attention is drawn to the limitation of liability, indemnification and jurisdiction issues defined therein. Any holder of this document is advised that information contained hereon reflects the Company's findings at the time of its intervention only and within the limits of Client's instructions, if any. The Company's sole responsibility is to its Client and this document does not exonerate parties to a transaction from exercising all their rights and obligations under the transaction documents. This document cannot be reproduced except in full, without prior written approval of the Company. Any unauthorized alteration, forgery or falsification of the content or appearance of this document is unlawful and offenders may be prosecuted to the fullest extent of the law. Unless otherwise stated the results shown in this test report refer only to the sample(s) tested and such sample(s) are retained for 30 days only.

Attention: To check the authenticity of testing /inspection report & certificate, please contact us at telephone: (86-755) 8307 1443, or email: CN.Doccheck@sgs.com

Fuyong lab. Xinlong TechnoPark, Fengtang Road, Fuyong Subdistrict, Bao'an, Shenzhen, China 518103 t (86–755) 88663988 f (86–755) 26710594 www.sgsgroup.com.cn

中国·深圳·宝安区福永街道凤塘大道鑫龙科技园福永实验室 邮编: 518103 t (86–755) 88663988 f (86–755) 26710594 sgs.china@sgs.com

Member of the SGS Group (SGS SA)

11ax_20M_TX_CH_165_Horizontal-Peak

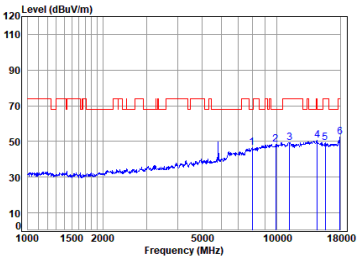

Condition: 3m HORIZONTAL
Job No : 00395AT/00396AT
Mode : 5825 TX RSE
: 5.8G Wi-Fi 11ax20

	Freq	Cable Loss	Ant Factor	Preamp Factor	Read Level	Level	Limit Line	Over Limit	Remark	Aux Factor
	MHz	dB	dB/m	dB	dBuV	dBuV/m	dBuV/m	dB		dB
1	7966.832	9.39	36.97	54.17	54.53	46.72	68.20	-21.48	Peak	0.00
2	9895.349	11.86	38.87	54.08	51.75	48.40	68.20	-19.80	Peak	0.00
3	11269.860	11.76	39.06	53.74	52.37	49.45	74.00	-24.55	Peak	0.00
4	pp14533.910	11.20	39.87	53.63	52.98	50.42	68.20	-17.78	Peak	0.00
5	15668.210	13.35	38.83	53.06	50.31	49.43	74.00	-24.57	Peak	0.00
6	17948.050	14.48	42.37	51.51	46.99	52.33	74.00	-21.67	Peak	0.00

11ax_20M_TX_CH_165_Horizontal-Avg

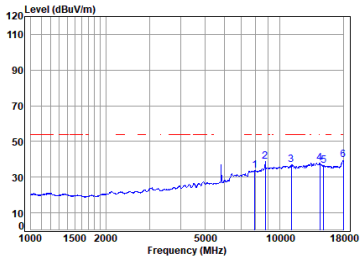

Condition: 3m HORIZONTAL
Job No : 00395AT/00396AT
Mode : 5825 TX RSE
: 5.8G Wi-Fi 11ax20

	Freq	Cable Loss	Ant Factor	Preamp Factor	Read Level	Level	Limit Line	Over Limit	Remark	Aux Factor
	MHz	dB	dB/m	dB	dBuV	dBuV/m	dBuV/m	dB		dB
1	7943.838	9.38	36.95	54.15	41.69	33.87	------	------	Average	0.00
2	8738.852	10.25	38.34	53.98	44.07	38.68	------	------	Average	0.00
3	11140.310	11.47	39.20	53.67	39.88	36.88	54.00	-17.12	Average	0.00
4	14491.960	11.11	39.65	53.65	40.84	37.95	54.00	-16.05	Average	0.00
5	15046.850	12.43	39.35	53.38	37.94	36.34	------	------	Average	0.00
6	pp18000.000	14.49	43.20	51.50	33.50	39.69	54.00	-14.31	Average	0.00

11ax_20M_TX_CH_165_Vertical-Peak

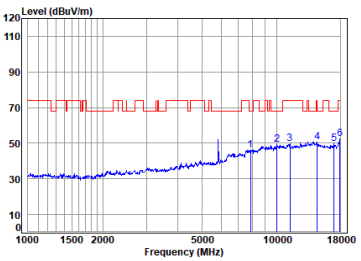

Condition: 3m VERTICAL
Job No : 00395AT/00396AT
Mode : 5825 TX RSE
: 5.8G Wi-Fi 11ax20

	Freq	Cable Loss	Ant Factor	Preamp Factor	Read Level	Level	Limit Line	Over Limit	Remark	Aux Factor
	MHz	dB	dB/m	dB	dBuV	dBuV/m	dBuV/m	dB		dB
1	7852.524	9.35	36.41	54.06	54.59	46.29	68.20	-21.91	Peak	0.00
2	10010.420	11.83	38.29	54.09	53.45	49.48	68.20	-18.72	Peak	0.00
3	11302.480	11.83	39.01	53.76	52.52	49.60	74.00	-24.40	Peak	0.00
4	pp14533.910	11.20	39.87	53.63	53.28	50.72	68.20	-17.48	Peak	0.00
5	17038.150	14.38	39.25	51.69	47.78	49.72	68.20	-18.48	Peak	0.00
6	17948.050	14.48	42.37	51.51	47.06	52.40	74.00	-21.60	Peak	0.00

11ax_20M_TX_CH_165_Vertical-Avg

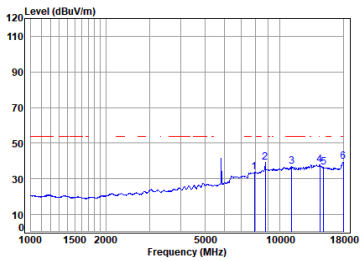

Condition: 3m VERTICAL
Job No : 00395AT/00396AT
Mode : 5825 TX RSE
: 5.8G Wi-Fi 11ax20

	Freq	Cable Loss	Ant Factor	Preamp Factor	Read Level	Level	Limit Line	Over Limit	Remark	Aux Factor
	MHz	dB	dB/m	dB	dBuV	dBuV/m	dBuV/m	dB		dB
1	7920.911	9.37	36.77	54.13	41.88	33.89	------	------	Average	0.00
2	8738.852	10.25	38.34	53.98	44.75	39.36	------	------	Average	0.00
3	11172.560	11.54	39.20	53.69	39.91	36.96	54.00	-17.04	Average	0.00
4	14491.960	11.11	39.65	53.65	40.94	38.05	54.00	-15.95	Average	0.00
5	15046.850	12.43	39.35	53.38	38.09	36.49	------	------	Average	0.00
6	pp18000.000	14.49	43.20	51.50	33.51	39.70	54.00	-14.30	Average	0.00

Unless otherwise agreed in writing, this document is issued by the Company subject to its General Conditions of Service printed overleaf, available on request or accessible at http://www.sgs.com/en/Terms-and-Conditions.aspx and, for electronic format documents, subject to Terms and Conditions for Electronic Documents at http://www.sgs.com/en/Terms-and-Conditions/Terms-e-Document.aspx. Attention is drawn to the limitation of liability, indemnification and jurisdiction issues defined therein. Any holder of this document is advised that information contained hereon reflects the Company's findings at the time of its intervention only and within the limits of Client's instructions, if any. The Company's sole responsibility is to its Client and this document does not exonerate parties to a transaction from exercising all their rights and obligations under the transaction documents. This document cannot be reproduced except in full, without prior written approval of the Company. Any unauthorized alteration, forgery or falsification of the content or appearance of this document is unlawful and offenders may be prosecuted to the fullest extent of the law. Unless otherwise stated the results shown in this test report refer only to the sample(s) tested and such sample(s) are retained for 30 days only.
Attention: To check the authenticity of testing /inspection report & certificate, please contact us at telephone: (86-755) 8307 1443, or email: CN.Doccheck@sgs.com

Fuyong lab. Xinlong TechnoPark, Fengtang Road, Fuyong Subdistrict, Bao'an, Shenzhen, China 518103 t (86–755) 88663988 f (86–755) 26710594 www.sgsgroup.com.cn
中国·深圳·宝安区福永街道凤塘大道鑫龙科技园福永实验室 邮编: 518103 t (86–755) 88663988 f (86–755) 26710594 sgs.china@sgs.com

11a_TX_CH_36_Horizontal

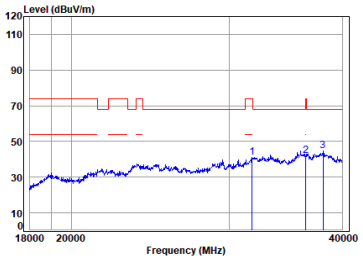

Condition: 3m HORIZONTAL
Job No : 00395AT/00396AT
Mode : 5180 TX RSE
: 5G Wi-Fi 11a

	Freq	Cable Loss	Ant Factor	Preamp Factor	Read Level	Level	Limit Line	Over Limit	Remark	Aux Factor
	MHz	dB	dB/m	dB	dBuV	dBuV/m	dBuV/m	dB		dB
1	31756.920	11.18	40.21	44.89	44.30	41.26	74.00	-32.74	Peak	-9.54
2	36432.240	12.67	42.42	47.56	44.07	42.06	74.00	-31.94	Peak	-9.54
3	pp38098.330	12.77	42.46	46.76	45.85	44.78	68.20	-23.42	Peak	-9.54

11a_TX_CH_36_Vertical

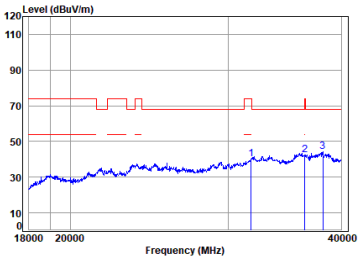

Condition: 3m VERTICAL
Job No : 00395AT/00396AT
Mode : 5180 TX RSE
: 5G Wi-Fi 11a

	Freq	Cable Loss	Ant Factor	Preamp Factor	Read Level	Level	Limit Line	Over Limit	Remark	Aux Factor
	MHz	dB	dB/m	dB	dBuV	dBuV/m	dBuV/m	dB		dB
1	31756.920	11.18	40.21	44.89	43.27	40.23	74.00	-33.77	Peak	-9.54
2	36432.240	12.67	42.42	47.56	44.54	42.53	74.00	-31.47	Peak	-9.54
3	pp38159.220	12.74	42.44	46.80	45.44	44.28	68.20	-23.92	Peak	-9.54

Remark: Emissions exceeding the limits are considered fundamental emissions and are therefore exempt from testing.

Unless otherwise agreed in writing, this document is issued by the Company subject to its General Conditions of Service printed overleaf, available on request or accessible at http://www.sgs.com/en/Terms-and-Conditions.aspx and, for electronic format documents, subject to Terms and Conditions for Electronic Documents at http://www.sgs.com/en/Terms-and-Conditions/Terms-e-Document.aspx. Attention is drawn to the limitation of liability, indemnification and jurisdiction issues defined therein. Any holder of this document is advised that information contained hereon reflects the Company's findings at the time of its intervention only and within the limits of Client's instructions, if any. The Company's sole responsibility is to its Client and this document does not exonerate parties to a transaction from exercising all their rights and obligations under the transaction documents. This document cannot be reproduced except in full, without prior written approval of the Company. Any unauthorized alteration, forgery or falsification of the content or appearance of this document is unlawful and offenders may be prosecuted to the fullest extent of the law. Unless otherwise stated the results shown in this test report refer only to the sample(s) tested and such sample(s) are retained for 30 days only.

Attention: To check the authenticity of testing /inspection report & certificate, please contact us at telephone: (86-755) 8307 1443, or email: CN.Doccheck@sgs.com

Fuyong lab. Xinlong TechnoPark, Fengtang Road, Fuyong Subdistrict, Bao'an, Shenzhen, China 518103 t (86–755) 88663988 f (86–755) 26710594 www.sgsgroup.com.cn

中国・深圳・宝安区福永街道凤塘大道鑫龙科技园福永实验室 邮编: 518103 t (86–755) 88663988 f (86–755) 26710594 sgs.china@sgs.com

Member of the SGS Group (SGS SA)

7.4 Radiated Emissions which fall in the restricted bands

Test Requirement 47 CFR Part 15, Subpart C 15.209 & Subpart E 15.407(b)
Test Method: ANSI C63.10-2020+Cor.1-2023 Section 6.10.5 & 12.7.2
Measurement Distance: 3m
Test Engineer: Rex Liu

Limit:

Frequency(MHz)	Field strength(microvolts/meter)	Measurement distance(meters)
0.009-0.490	2400/F(kHz)	300
0.490-1.705	24000/F(kHz)	30
1.705-30.0	30	30
30-88	100	3
88-216	150	3
216-960	200	3
Above 960	500	3

*(1) For transmitters operating in the 5.15-5.25 GHz band: All emissions outside of the 5.15-5.35 GHz band shall not exceed an e.i.r.p. of −27 dBm/MHz.

(2) For transmitters operating in the 5.25-5.35 GHz band: All emissions outside of the 5.15-5.35 GHz band shall not exceed an e.i.r.p. of −27 dBm/MHz.

(3) For transmitters operating in the 5.47-5.725 GHz band: All emissions outside of the 5.47-5.725 GHz band shall not exceed an e.i.r.p. of −27 dBm/MHz.

(4) For transmitters operating in the 5.725-5.85 GHz band:

(i) All emissions shall be limited to a level of −27 dBm/MHz at 75 MHz or more above or below the band edge increasing linearly to 10 dBm/MHz at 25 MHz above or below the band edge, and from 25 MHz above or below the band edge increasing linearly to a level of 15.6 dBm/MHz at 5 MHz above or below the band edge, and from 5 MHz above or below the band edge increasing linearly to a level of 27 dBm/MHz at the band edge.

Remark: The emission limits shown in the above table are based on measurements employing a CISPR quasi-peak detector except for the frequency bands 9-90kHz, 110-490kHz and above 1000 MHz. Radiated emission limits in these three bands are based on measurements employing an average detector, the peak field strength of any emission shall not exceed the maximum permitted average limits specified above by more than 20 dB under any condition of modulation.

Unless otherwise agreed in writing, this document is issued by the Company subject to its General Conditions of Service printed overleaf, available on request or accessible at http://www.sgs.com/en/Terms-and-Conditions.aspx and, for electronic format documents, subject to Terms and Conditions for Electronic Documents at http://www.sgs.com/en/Terms-and-Conditions/Terms-e-Document.aspx. Attention is drawn to the limitation of liability, indemnification and jurisdiction issues defined therein. Any holder of this document is advised that information contained hereon reflects the Company's findings at the time of its intervention only and within the limits of Client's instructions, if any. The Company's sole responsibility is to its Client and this document does not exonerate parties to a transaction from exercising all their rights and obligations under the transaction documents. This document cannot be reproduced except in full, without prior written approval of the Company. Any unauthorized alteration, forgery or falsification of the content or appearance of this document is unlawful and offenders may be prosecuted to the fullest extent of the law. Unless otherwise stated the results shown in this test report refer only to the sample(s) tested and such sample(s) are retained for 30 days only.
Attention: To check the authenticity of testing /inspection report & certificate, please contact us at telephone: (86-755) 8307 1443, or email: CN.Doccheck@sgs.com
Fuyong lab. Xinlong TechnoPark, Fengtang Road, Fuyong Subdistrict, Bao'an, Shenzhen, China 518103 t (86–755) 88663988 f (86–755) 26710594 www.sgsgroup.com.cn
中国·深圳·宝安区福永街道凤塘大道鑫龙科技园福永实验室 邮编: 518103 t (86–755) 88663988 f (86–755) 26710594 sgs.china@sgs.com
Member of the SGS Group (SGS SA)

7.4.1 E.U.T. Operation

Operating Environment:

Temperature: 20.4 °C Humidity: 51.6 % RH Atmospheric Pressure: 1000 mbar

7.4.2 Test Mode Description

Pre-scan / Final test	Mode Code	Description
Final test	06	TX mode (U-NII-1)_Keep the EUT in continuously transmitting mode with all modulation types. All data rates for each modulation type have been tested and found the data rate @ 6Mbps is the worst case of IEEE 802.11a; data rate @ MCS0 is the worst case of IEEE 802.11n/ac/ax 20, Only the data of worst case is recorded in the report.
Final test	07	TX mode (U-NII-2A) _Keep the EUT in continuously transmitting mode with all modulation types. All data rates for each modulation type have been tested and found the data rate @ 6Mbps is the worst case of IEEE 802.11a; data rate @ MCS0 is the worst case of IEEE 802.11n/ac/ax 20, Only the data of worst case is recorded in the report.
Final test	08	TX mode (U-NII-2C) _Keep the EUT in continuously transmitting mode with all modulation types. All data rates for each modulation type have been tested and found the data rate @ 6Mbps is the worst case of IEEE 802.11a; data rate @ MCS0 is the worst case of IEEE 802.11n/ac/ax 20, Only the data of worst case is recorded in the report.
Final test	09	TX mode (U-NII-3) _Keep the EUT in continuously transmitting mode with all modulation types. All data rates for each modulation type have been tested and found the data rate @ 6Mbps is the worst case of IEEE 802.11a; data rate @ MCS0 is the worst case of IEEE 802.11n/ac/ax 20, Only the data of worst case is recorded in the report.
Pre-scan	11	Charge + TX mode (U-NII-1) _Keep the EUT in continuously transmitting mode with all modulation types and being charged. All data rates for each modulation type have been tested and found the data rate @ 6Mbps is the worst case of IEEE 802.11a; data rate @ MCS0 is the worst case of IEEE 802.11n/ac/ax 20, Only the data of worst case is recorded in the report.
Pre-scan	12	Charge + TX mode (U-NII-2A) _Keep the EUT in continuously transmitting mode with all modulation types and being charged. All data rates for each modulation type have been tested and found the data rate @ 6Mbps is the worst case of IEEE 802.11a; data rate @ MCS0 is the worst case of IEEE 802.11n/ac/ax 20, Only the data of worst case is recorded in the report.
Pre-scan	13	Charge + TX mode (U-NII-2C) _Keep the EUT in continuously transmitting mode with all modulation types and being charged. All data rates for each modulation type have been tested and found the data rate @ 6Mbps is the worst case of IEEE 802.11a; data rate @ MCS0 is the worst case of IEEE 802.11n/ac/ax 20. Only the data of worst case is recorded in the report.
Pre-scan	14	Charge + TX mode (U-NII-3) _Keep the EUT in continuously transmitting mode with all modulation types and being charged. All data rates for each modulation type have been tested and found the data rate @ 6Mbps is the worst case of IEEE 802.11a; data rate @ MCS0 is the worst case of IEEE 802.11n/ac/ax 20, Only the data of worst case is recorded in the report.

Unless otherwise agreed in writing, this document is issued by the Company subject to its General Conditions of Service printed overleaf, available on request or accessible at http://www.sgs.com/en/Terms-and-Conditions.aspx and, for electronic format documents, subject to Terms and Conditions for Electronic Documents at http://www.sgs.com/en/Terms-and-Conditions/Terms-e-Document.aspx. Attention is drawn to the limitation of liability, indemnification and jurisdiction issues defined therein. Any holder of this document is advised that information contained hereon reflects the Company's findings at the time of its intervention only and within the limits of Client's instructions, if any. The Company's sole responsibility is to its Client and this document does not exonerate parties to a transaction from exercising all their rights and obligations under the transaction documents. This document cannot be reproduced except in full, without prior written approval of the Company. Any unauthorized alteration, forgery or falsification of the content or appearance of this document is unlawful and offenders may be prosecuted to the fullest extent of the law. Unless otherwise stated the results shown in this test report refer only to the sample(s) tested and such sample(s) are retained for 30 days only.
Attention: To check the authenticity of testing /inspection report & certificate, please contact us at telephone: (86-755) 8307 1443, or email: CN.Doccheck@sgs.com
Fuyong lab. Xinlong TechnoPark, Fengtang Road, Fuyong Subdistrict, Bao'an, Shenzhen, China 518103 t (86–755) 88663988 f (86–755) 26710594 www.sgsgroup.com.cn
中国·深圳·宝安区福永街道凤塘大道鑫龙科技园福永实验室 邮编: 518103 t (86–755) 88663988 f (86–755) 26710594 sgs.china@sgs.com
Member of the SGS Group (SGS SA)

7.4.3 Test Setup Diagram

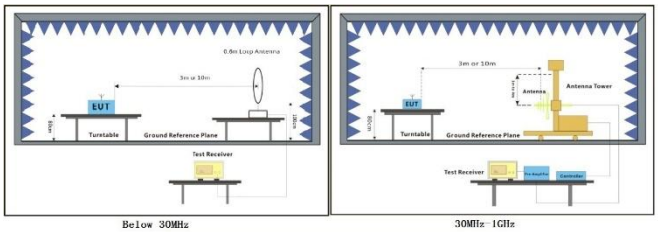

Below 30MHz

30MHz-1GHz

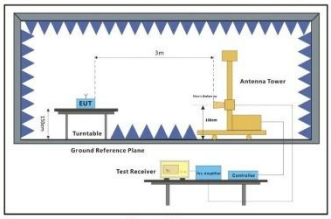

Above 1GHz

Unless otherwise agreed in writing, this document is issued by the Company subject to its General Conditions of Service printed overleaf, available on request or accessible at http://www.sgs.com/en/Terms-and-Conditions.aspx and, for electronic format documents, subject to Terms and Conditions for Electronic Documents at http://www.sgs.com/en/Terms-and-Conditions/Terms-e-Document.aspx. Attention is drawn to the limitation of liability, indemnification and jurisdiction issues defined therein. Any holder of this document is advised that information contained hereon reflects the Company's findings at the time of its intervention only and within the limits of Client's instructions, if any. The Company's sole responsibility is to its Client and this document does not exonerate parties to a transaction from exercising all their rights and obligations under the transaction documents. This document cannot be reproduced except in full, without prior written approval of the Company. Any unauthorized alteration, forgery or falsification of the content or appearance of this document is unlawful and offenders may be prosecuted to the fullest extent of the law. Unless otherwise stated the results shown in this test report refer only to the sample(s) tested and such sample(s) are retained for 30 days only.
Attention: To check the authenticity of testing /inspection report & certificate, please contact us at telephone: (86-755) 8307 1443, or email: CN.Doccheck@sgs.com
Fuyong lab. Xinlong TechnoPark, Fengtang Road, Fuyong Subdistrict, Bao'an, Shenzhen, China 518103 t (86–755) 88663988 f (86–755) 26710594 www.sgsgroup.com.cn
中国·深圳·宝安区福永街道凤塘大道鑫龙科技园福永实验室 邮编: 518103 t (86–755) 88663988 f (86–755) 26710594 sgs.china@sgs.com
Member of the SGS Group (SGS SA)

7.4.4 Measurement Procedure and Data

a. For below 1GHz, the EUT was placed on the top of a rotating table 0.8 meters above the ground at a 3 or 10 meter semi-anechoic chamber. The table was rotated 360 degrees to determine the position of the highest radiation.

b. For above 1GHz, the EUT was placed on the top of a rotating table 1.5 meters above the ground at a 3 meter fully-anechoic chamber. The table was rotated 360 degrees to determine the position of the highest radiation.

c. The EUT was set 3 or 10 meters away from the interference-receiving antenna, which was mounted on the top of a variable-height antenna tower.

d. The antenna height is varied from one meter to four meters above the ground to determine the maximum value of the field strength. Both horizontal and vertical polarizations of the antenna are set to make the measurement.

e. For each suspected emission, the EUT was arranged to its worst case and then the antenna was tuned to heights from 1 meter to 4 meters (for the test frequency of below 30MHz, the antenna was tuned to heights 1 meter) and the rotatable table was turned from 0 degrees to 360 degrees to find the maximum reading.

f. The test-receiver system was set to Peak Detect Function and Specified Bandwidth with Maximum Hold Mode.

g. If the emission level of the EUT in peak mode was 10dB lower than the limit specified, then testing could be stopped and the peak values of the EUT would be reported. Otherwise the emissions that did not have 10dB margin would be re-tested one by one using peak, quasi-peak or average method as specified and then reported in a data sheet.

h. Test the EUT in the lowest channel, the middle channel, the Highest channel.

i. The radiation measurements are performed in X, Y, Z axis positioning for Transmitting mode, and found the X axis positioning which it is the worst case.

j. Repeat above procedures until all frequencies measured was complete.

Remark 1: Level= Read Level+ Cable Loss+ Antenna Factor- Preamp Factor

Remark 2:The resolution bandwidth of test receiver/spectrum analyzer is 1MHz and the video bandwidth is 3MHz for Peak detection (PK) and Average detection (AV) at frequency above 1GHz.

Remark 3: For fundamental and harmonic signal measurement, the resolution bandwidth of test receiver/spectrum analyzer is 1MHz and the video bandwidth is⩾1/T (Duty cycle<98%) or 10Hz (Duty cycle⩾98%) for Average detection (AV) at frequency above 1GHz.

Remark 4. Both antennas were considered for testing, and only the worst-case data was recorded in the report. The worst-case antenna is ANT1 unless stated otherwise.

Unless otherwise agreed in writing, this document is issued by the Company subject to its General Conditions of Service printed overleaf, available on request or accessible at http://www.sgs.com/en/Terms-and-Conditions.aspx and, for electronic format documents, subject to Terms and Conditions for Electronic Documents at http://www.sgs.com/en/Terms-and-Conditions/Terms-e-Document.aspx. Attention is drawn to the limitation of liability, indemnification and jurisdiction issues defined therein. Any holder of this document is advised that information contained hereon reflects the Company's findings at the time of its intervention only and within the limits of Client's instructions, if any. The Company's sole responsibility is to its Client and this document does not exonerate parties to a transaction from exercising all their rights and obligations under the transaction documents. This document cannot be reproduced except in full, without prior written approval of the Company. Any unauthorized alteration, forgery or falsification of the content or appearance of this document is unlawful and offenders may be prosecuted to the fullest extent of the law. Unless otherwise stated the results shown in this test report refer only to the sample(s) tested and such sample(s) are retained for 30 days only.
Attention: To check the authenticity of testing /inspection report & certificate, please contact us at telephone: (86-755) 8307 1443, or email: CN.Doccheck@sgs.com
Fuyong lab. Xinlong TechnoPark, Fengtang Road, Fuyong Subdistrict, Bao'an, Shenzhen, China 518103 t (86–755) 88663988 f (86–755) 26710594 www.sgsgroup.com.cn
中国・深圳・宝安区福永街道凤塘大道鑫龙科技园福永实验室 邮编: 518103 t (86–755) 88663988 f (86–755) 26710594 sgs.china@sgs.com
Member of the SGS Group (SGS SA)

11a_TX_CH_36_Horizontal-Peak

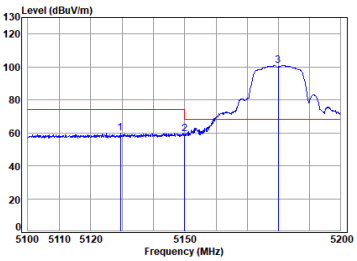

Condition: 3m HORIZONTAL
Job No : 00395AT/00396AT
Mode : 5180 Band edge
: 5G Wi-Fi 11a

	Freq	Cable Loss	Ant Factor	Preamp Factor	Read Level	Level	Limit Line	Over Limit	Remark	Aux Factor
	MHz	dB	dB/m	dB	dBuV	dBuV/m	dBuV/m	dB		dB
1	5129.398	8.41	33.02	32.85	51.46	60.04	74.00	-13.96	Peak	0.00
2	5149.980	8.42	32.90	32.86	50.69	59.15	74.00	-14.85	Peak	0.00
3 pp	5180.000	8.43	33.20	32.87	92.19	100.95	68.20	32.75	Peak	0.00

11a_TX_CH_36_Horizontal-Avg

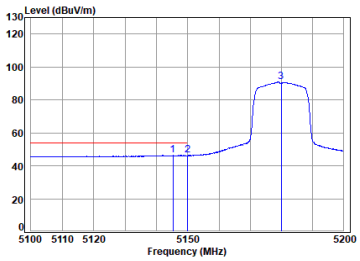

Condition: 3m HORIZONTAL
Job No : 00395AT/00396AT
Mode : 5180 Band edge
: 5G Wi-Fi 11a

	Freq	Cable Loss	Ant Factor	Preamp Factor	Read Level	Level	Limit Line	Over Limit	Remark	Aux Factor
	MHz	dB	dB/m	dB	dBuV	dBuV/m	dBuV/m	dB		dB
1 pp	5145.259	8.42	32.93	32.86	37.90	46.39	54.00	-7.61	Average	0.00
2	5149.980	8.42	32.90	32.86	37.80	46.26	54.00	-7.74	Average	0.00
3	5180.000	8.43	33.20	32.87	82.04	90.80	------	------	Average	0.00

11a_TX_CH_36_Vertical-Peak

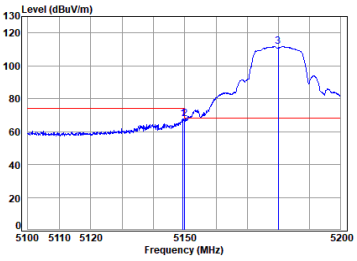

Condition: 3m VERTICAL
Job No : 00395AT/00396AT
Mode : 5180 Band edge
: 5G Wi-Fi 11a

	Freq	Cable Loss	Ant Factor	Preamp Factor	Read Level	Level	Limit Line	Over Limit	Remark	Aux Factor
	MHz	dB	dB/m	dB	dBuV	dBuV/m	dBuV/m	dB		dB
1	5149.458	8.42	32.90	32.86	59.24	67.70	74.00	-6.30	Peak	0.00
2	5149.980	8.42	32.90	32.86	59.10	67.56	74.00	-6.44	Peak	0.00
3 pp	5180.000	8.43	33.20	32.87	102.97	111.73	68.20	43.53	Peak	0.00

11a_TX_CH_36_Vertical-Avg

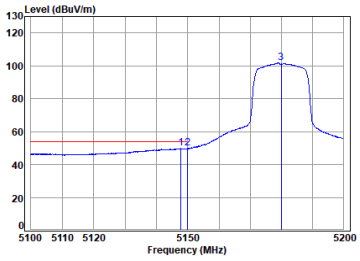

Condition: 3m VERTICAL
Job No : 00395AT/00396AT
Mode : 5180 Band edge
: 5G Wi-Fi 11a

	Freq	Cable Loss	Ant Factor	Preamp Factor	Read Level	Level	Limit Line	Over Limit	Remark	Aux Factor
	MHz	dB	dB/m	dB	dBuV	dBuV/m	dBuV/m	dB		dB
1	5147.857	8.42	32.91	32.86	41.21	49.68	54.00	-4.32	Average	0.00
2 pp	5149.980	8.42	32.90	32.86	41.50	49.96	54.00	-4.04	Average	0.00
3	5180.000	8.43	33.20	32.87	92.90	101.66	------	------	Average	0.00

Unless otherwise agreed in writing, this document is issued by the Company subject to its General Conditions of Service printed overleaf, available on request or accessible at http://www.sgs.com/en/Terms-and-Conditions.aspx and, for electronic format documents, subject to Terms and Conditions for Electronic Documents at http://www.sgs.com/en/Terms-and-Conditions/Terms-e-Document.aspx. Attention is drawn to the limitation of liability, indemnification and jurisdiction issues defined therein. Any holder of this document is advised that information contained hereon reflects the Company's findings at the time of its intervention only and within the limits of Client's instructions, if any. The Company's sole responsibility is to its Client and this document does not exonerate parties to a transaction from exercising all their rights and obligations under the transaction documents. This document cannot be reproduced except in full, without prior written approval of the Company. Any unauthorized alteration, forgery or falsification of the content or appearance of this document is unlawful and offenders may be prosecuted to the fullest extent of the law. Unless otherwise stated the results shown in this test report refer only to the sample(s) tested and such sample(s) are retained for 30 days only.

Attention: To check the authenticity of testing /inspection report & certificate, please contact us at telephone: (86-755) 8307 1443, or email: CN.Doccheck@sgs.com

Compliance Certification Services (Kunshan) Inc. Shenzhen Branch 检验检测专用章 Inspection & Testing Services

Fuyong lab. Xinlong TechnoPark, Fengtang Road, Fuyong Subdistrict, Bao'an, Shenzhen, China 518103 t (86–755) 88663988 f (86–755) 26710594 www.sgsgroup.com.cn

中国·深圳·宝安区福永街道凤塘大道鑫龙科技园福永实验室 邮编: 518103 t (86–755) 88663988 f (86–755) 26710594 sgs.china@sgs.com

Member of the SGS Group (SGS SA)

11ac_VHT(20M)_TX_CH_36_Horizontal-Peak

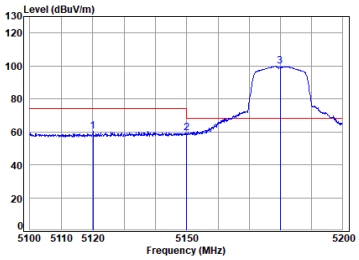

Condition: 3m HORIZONTAL
Job No : 00395AT/00396AT
Mode : 5180 Band edge
: 5G Wi-Fi 11ac20

	Freq	Cable Loss	Ant Factor	Preamp Factor	Read Level	Level	Limit Line	Over Limit	Remark	Aux Factor
	MHz	dB	dB/m	dB	dBuV	dBuV/m	dBuV/m	dB		dB
1	5120.143	8.40	33.08	32.85	51.52	60.15	74.00	-13.85	Peak	0.00
2	5149.980	8.42	32.90	32.86	50.92	59.38	74.00	-14.62	Peak	0.00
3 pp	5180.000	8.43	33.20	32.87	91.00	99.76	68.20	31.56	Peak	0.00

11ac_VHT(20M)_TX_CH_36_Horizontal-Avg

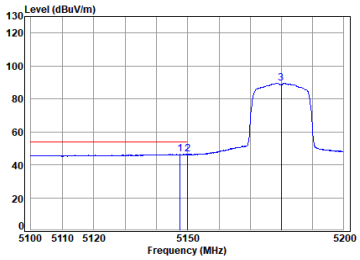

Condition: 3m HORIZONTAL
Job No : 00395AT/00396AT
Mode : 5180 Band edge
: 5G Wi-Fi 11ac20

	Freq	Cable Loss	Ant Factor	Preamp Factor	Read Level	Level	Limit Line	Over Limit	Remark	Aux Factor
	MHz	dB	dB/m	dB	dBuV	dBuV/m	dBuV/m	dB		dB
1 pp	5147.558	8.42	32.91	32.86	37.88	46.35	54.00	-7.65	Average	0.00
2	5149.980	8.42	32.90	32.86	37.81	46.27	54.00	-7.73	Average	0.00
3	5180.000	8.43	33.20	32.87	80.83	89.59	------	------	Average	0.00

11ac_VHT(20M)_TX_CH_36_Vertical-Peak

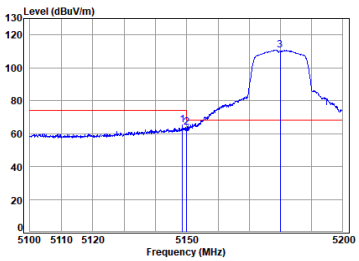

Condition: 3m VERTICAL
Job No : 00395AT/00396AT
Mode : 5180 Band edge
: 5G Wi-Fi 11ac20

	Freq	Cable Loss	Ant Factor	Preamp Factor	Read Level	Level	Limit Line	Over Limit	Remark	Aux Factor
	MHz	dB	dB/m	dB	dBuV	dBuV/m	dBuV/m	dB		dB
1	5148.657	8.42	32.91	32.86	56.71	65.18	74.00	-8.82	Peak	0.00
2	5149.980	8.42	32.90	32.86	55.43	63.89	74.00	-10.11	Peak	0.00
3 pp	5180.000	8.43	33.20	32.87	102.00	110.76	68.20	42.56	Peak	0.00

11ac_VHT(20M)_TX_CH_36_Vertical-Avg

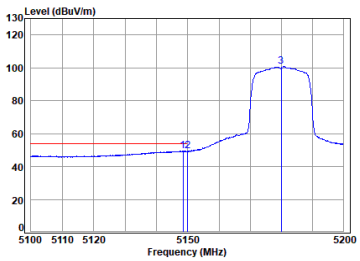

Condition: 3m VERTICAL
Job No : 00395AT/00396AT
Mode : 5180 Band edge
: 5G Wi-Fi 11ac20

	Freq	Cable Loss	Ant Factor	Preamp Factor	Read Level	Level	Limit Line	Over Limit	Remark	Aux Factor
	MHz	dB	dB/m	dB	dBuV	dBuV/m	dBuV/m	dB		dB
1 pp	5148.458	8.42	32.91	32.86	40.92	49.39	54.00	-4.61	Average	0.00
2	5149.980	8.42	32.90	32.86	40.78	49.24	54.00	-4.76	Average	0.00
3	5180.000	8.43	33.20	32.87	91.88	100.64	------	------	Average	0.00

Unless otherwise agreed in writing, this document is issued by the Company subject to its General Conditions of Service printed overleaf, available on request or accessible at http://www.sgs.com/en/Terms-and-Conditions.aspx and, for electronic format documents, subject to Terms and Conditions for Electronic Documents at http://www.sgs.com/en/Terms-and-Conditions/Terms-e-Document.aspx. Attention is drawn to the limitation of liability, indemnification and jurisdiction issues defined therein. Any holder of this document is advised that information contained hereon reflects the Company's findings at the time of its intervention only and within the limits of Client's instructions, if any. The Company's sole responsibility is to its Client and this document does not exonerate parties to a transaction from exercising all their rights and obligations under the transaction documents. This document cannot be reproduced except in full, without prior written approval of the Company. Any unauthorized alteration, forgery or falsification of the content or appearance of this document is unlawful and offenders may be prosecuted to the fullest extent of the law. Unless otherwise stated the results shown in this test report refer only to the sample(s) tested and such sample(s) are retained for 30 days only.
Attention: To check the authenticity of testing /inspection report & certificate, please contact us at telephone: (86-755) 8307 1443, or email: CN.Doccheck@sgs.com

Fuyong lab. Xinlong TechnoPark, Fengtang Road, Fuyong Subdistrict, Bao'an, Shenzhen, China 518103 t (86–755) 88663988 f (86–755) 26710594 www.sgsgroup.com.cn
中国·深圳·宝安区福永街道凤塘大道鑫龙科技园福永实验室 邮编: 518103 t (86–755) 88663988 f (86–755) 26710594 sgs.china@sgs.com

11ax_20M_TX_CH_36_Horizontal-Peak

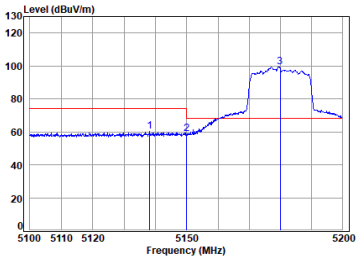

Condition: 3m HORIZONTAL
Job No : 00395AT/00396AT
Mode : 5180 Band edge
: 5G Wi-Fi 11ax20

	Freq	Cable Loss	Ant Factor	Preamp Factor	Read Level	Level	Limit Line	Over Limit	Remark	Aux Factor
	MHz	dB	dB/m	dB	dBuV	dBuV/m	dBuV/m	dB		dB
1	5138.170	8.41	32.97	32.86	51.59	60.11	74.00	-13.89	Peak	0.00
2	5149.980	8.42	32.90	32.86	50.33	58.79	74.00	-15.21	Peak	0.00
3 pp	5180.000	8.43	33.20	32.87	90.75	99.51	68.20	31.31	Peak	0.00

11ax_20M_TX_CH_36_Horizontal-Avg

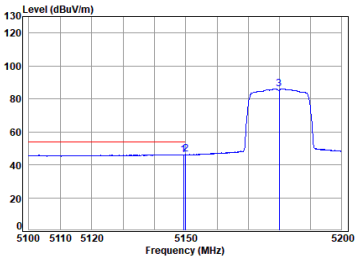

Condition: 3m HORIZONTAL
Job No : 00395AT/00396AT
Mode : 5180 Band edge
: 5G Wi-Fi 11ax20

	Freq	Cable Loss	Ant Factor	Preamp Factor	Read Level	Level	Limit Line	Over Limit	Remark	Aux Factor
	MHz	dB	dB/m	dB	dBuV	dBuV/m	dBuV/m	dB		dB
1	5149.257	8.42	32.90	32.86	37.71	46.17	54.00	-7.83	Average	0.00
2 pp	5149.980	8.42	32.90	32.86	37.79	46.25	54.00	-7.75	Average	0.00
3	5180.000	8.43	33.20	32.87	77.26	86.02	------	------	Average	0.00

11ax_20M_TX_CH_36_Vertical-Peak

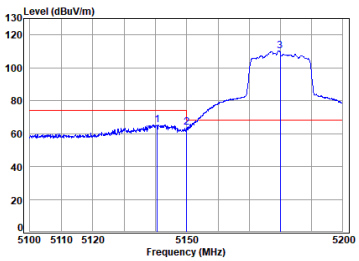

Condition: 3m VERTICAL
Job No : 00395AT/00396AT
Mode : 5180 Band edge
: 5G Wi-Fi 11ax20

	Freq	Cable Loss	Ant Factor	Preamp Factor	Read Level	Level	Limit Line	Over Limit	Remark	Aux Factor
	MHz	dB	dB/m	dB	dBuV	dBuV/m	dBuV/m	dB		dB
1	5140.565	8.41	32.96	32.86	56.70	65.21	74.00	-8.79	Peak	0.00
2	5149.980	8.42	32.90	32.86	55.33	63.79	74.00	-10.21	Peak	0.00
3 pp	5180.000	8.43	33.20	32.87	101.45	110.21	68.20	42.01	Peak	0.00

11ax_20M_TX_CH_36_Vertical-Avg

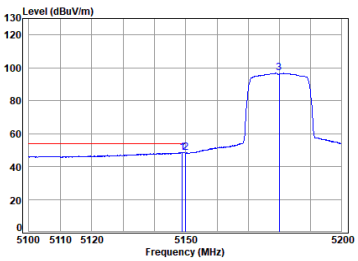

Condition: 3m VERTICAL
Job No : 00395AT/00396AT
Mode : 5180 Band edge
: 5G Wi-Fi 11ax20

	Freq	Cable Loss	Ant Factor	Preamp Factor	Read Level	Level	Limit Line	Over Limit	Remark	Aux Factor
	MHz	dB	dB/m	dB	dBuV	dBuV/m	dBuV/m	dB		dB
1 pp	5148.857	8.42	32.91	32.86	40.20	48.67	54.00	-5.33	Average	0.00
2	5149.980	8.42	32.90	32.86	39.99	48.45	54.00	-5.55	Average	0.00
3	5180.000	8.43	33.20	32.87	87.92	96.68	------	------	Average	0.00

Unless otherwise agreed in writing, this document is issued by the Company subject to its General Conditions of Service printed overleaf, available on request or accessible at http://www.sgs.com/en/Terms-and-Conditions.aspx and, for electronic format documents, subject to Terms and Conditions for Electronic Documents at http://www.sgs.com/en/Terms-and-Conditions/Terms-e-Document.aspx. Attention is drawn to the limitation of liability, indemnification and jurisdiction issues defined therein. Any holder of this document is advised that information contained hereon reflects the Company's findings at the time of its intervention only and within the limits of Client's instructions, if any. The Company's sole responsibility is to its Client and this document does not exonerate parties to a transaction from exercising all their rights and obligations under the transaction documents. This document cannot be reproduced except in full, without prior written approval of the Company. Any unauthorized alteration, forgery or falsification of the content or appearance of this document is unlawful and offenders may be prosecuted to the fullest extent of the law. Unless otherwise stated the results shown in this test report refer only to the sample(s) tested and such sample(s) are retained for 30 days only.

Attention: To check the authenticity of testing /inspection report & certificate, please contact us at telephone: (86-755) 8307 1443, or email: CN.Doccheck@sgs.com

Fuyong lab. Xinlong TechnoPark, Fengtang Road, Fuyong Subdistrict, Bao'an, Shenzhen, China 518103 t (86–755) 88663988 f (86–755) 26710594 www.sgsgroup.com.cn

中国·深圳·宝安区福永街道凤塘大道鑫龙科技园福永实验室 邮编: 518103 t (86–755) 88663988 f (86–755) 26710594 sgs.china@sgs.com

Member of the SGS Group (SGS SA)

11a_TX_CH_64_Horizontal-Peak

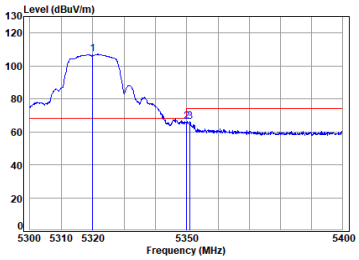

Condition: 3m HORIZONTAL
Job No : 00395AT/00396AT
Mode : 5320 Band edge
: 5G Wi-Fi 11a

	Freq	Cable Loss	Ant Factor	Preamp Factor	Read Level	Level	Limit Line	Over Limit	Remark	Aux Factor
	MHz	dB	dB/m	dB	dBuV	dBuV/m	dBuV/m	dB		dB
1 pp	5320.000	8.50	32.62	32.93	98.85	107.04	68.20	38.84	Peak	0.00
2	5350.020	8.52	32.50	32.94	57.94	66.02	74.00	-7.98	Peak	0.00
3	5351.066	8.52	32.51	32.94	58.21	66.30	74.00	-7.70	Peak	0.00

11a_TX_CH_64_Horizontal-Avg

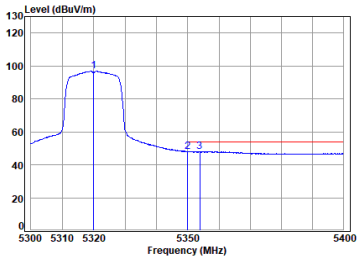

Condition: 3m HORIZONTAL
Job No : 00395AT/00396AT
Mode : 5320 Band edge
: 5G Wi-Fi 11a

	Freq	Cable Loss	Ant Factor	Preamp Factor	Read Level	Level	Limit Line	Over Limit	Remark	Aux Factor
	MHz	dB	dB/m	dB	dBuV	dBuV/m	dBuV/m	dB		dB
1	5320.000	8.50	32.62	32.93	88.73	96.92	------	------	Average	0.00
2	5350.020	8.52	32.50	32.94	39.92	48.00	54.00	-6.00	Average	0.00
3 pp	5353.868	8.52	32.53	32.94	40.03	48.14	54.00	-5.86	Average	0.00

11a_TX_CH_64_Vertical-Peak

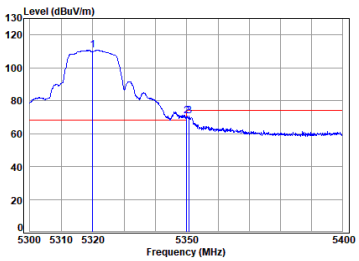

Condition: 3m VERTICAL
Job No : 00395AT/00396AT
Mode : 5320 Band edge
: 5G Wi-Fi 11a

	Freq	Cable Loss	Ant Factor	Preamp Factor	Read Level	Level	Limit Line	Over Limit	Remark	Aux Factor
	MHz	dB	dB/m	dB	dBuV	dBuV/m	dBuV/m	dB		dB
1 pp	5320.000	8.50	32.62	32.93	102.48	110.67	68.20	42.47	Peak	0.00
2	5350.020	8.52	32.50	32.94	62.43	70.51	74.00	-3.49	Peak	0.00
3	5350.767	8.52	32.51	32.94	62.52	70.61	74.00	-3.39	Peak	0.00

11a_TX_CH_64_Vertical-Avg

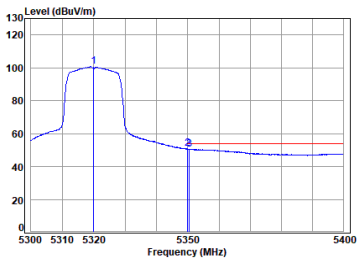

Condition: 3m VERTICAL
Job No : 00395AT/00396AT
Mode : 5320 Band edge
: 5G Wi-Fi 11a

	Freq	Cable Loss	Ant Factor	Preamp Factor	Read Level	Level	Limit Line	Over Limit	Remark	Aux Factor
	MHz	dB	dB/m	dB	dBuV	dBuV/m	dBuV/m	dB		dB
1	5320.000	8.50	32.62	32.93	92.52	100.71	------	------	Average	0.00
2 pp	5350.020	8.52	32.50	32.94	42.72	50.80	54.00	-3.20	Average	0.00
3	5350.566	8.52	32.50	32.94	42.46	50.54	54.00	-3.46	Average	0.00

Unless otherwise agreed in writing, this document is issued by the Company subject to its General Conditions of Service printed overleaf, available on request or accessible at http://www.sgs.com/en/Terms-and-Conditions.aspx and, for electronic format documents, subject to Terms and Conditions for Electronic Documents at http://www.sgs.com/en/Terms-and-Conditions/Terms-e-Document.aspx. Attention is drawn to the limitation of liability, indemnification and jurisdiction issues defined therein. Any holder of this document is advised that information contained hereon reflects the Company's findings at the time of its intervention only and within the limits of Client's instructions, if any. The Company's sole responsibility is to its Client and this document does not exonerate parties to a transaction from exercising all their rights and obligations under the transaction documents. This document cannot be reproduced except in full, without prior written approval of the Company. Any unauthorized alteration, forgery or falsification of the content or appearance of this document is unlawful and offenders may be prosecuted to the fullest extent of the law. Unless otherwise stated the results shown in this test report refer only to the sample(s) tested and such sample(s) are retained for 30 days only.
Attention: To check the authenticity of testing /inspection report & certificate, please contact us at telephone: (86-755) 8307 1443, or email: CN.Doccheck@sgs.com

Fuyong lab. Xinlong TechnoPark, Fengtang Road, Fuyong Subdistrict, Bao'an, Shenzhen, China 518103 t (86–755) 88663988 f (86–755) 26710594 www.sgsgroup.com.cn
中国·深圳·宝安区福永街道凤塘大道鑫龙科技园福永实验室 邮编: 518103 t (86–755) 88663988 f (86–755) 26710594 sgs.china@sgs.com

11ac_VHT(20M)_TX_CH_64_Horizontal-Peak

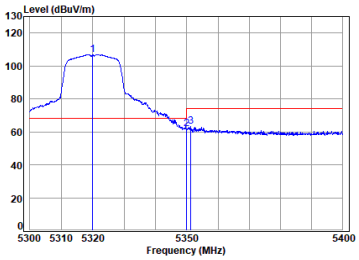

Condition: 3m HORIZONTAL
Job No : 00395AT/00396AT
Mode : 5320 Band edge
: 5G Wi-Fi 11ac20

	Freq	Cable Loss	Ant Factor	Preamp Factor	Read Level	Level	Limit Line	Over Limit	Remark	Aux Factor
	MHz	dB	dB/m	dB	dBuV	dBuV/m	dBuV/m	dB		dB
1 pp	5320.000	8.50	32.62	32.93	98.71	106.90	68.20	38.70	Peak	0.00
2	5350.020	8.52	32.50	32.94	53.92	62.00	74.00	-12.00	Peak	0.00
3	5351.367	8.52	32.51	32.94	55.36	63.45	74.00	-10.55	Peak	0.00

11ac_VHT(20M)_TX_CH_64_Horizontal-Avg

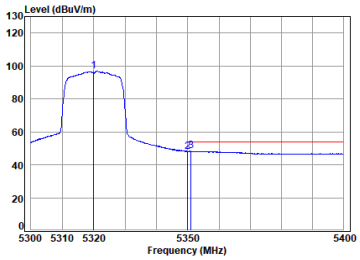

Condition: 3m HORIZONTAL
Job No : 00395AT/00396AT
Mode : 5320 Band edge
: 5G Wi-Fi 11ac20

	Freq	Cable Loss	Ant Factor	Preamp Factor	Read Level	Level	Limit Line	Over Limit	Remark	Aux Factor
	MHz	dB	dB/m	dB	dBuV	dBuV/m	dBuV/m	dB		dB
1	5320.000	8.50	32.62	32.93	88.66	96.85	------	------	Average	0.00
2	5350.020	8.52	32.50	32.94	40.05	48.13	54.00	-5.87	Average	0.00
3 pp	5351.066	8.52	32.51	32.94	40.30	48.39	54.00	-5.61	Average	0.00

11ac_VHT(20M)_TX_CH_64_Vertical-Peak

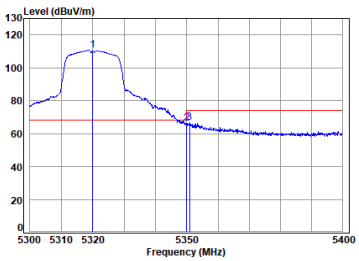

Condition: 3m VERTICAL
Job No : 00395AT/00396AT
Mode : 5320 Band edge
: 5G Wi-Fi 11ac20

	Freq	Cable Loss	Ant Factor	Preamp Factor	Read Level	Level	Limit Line	Over Limit	Remark	Aux Factor
	MHz	dB	dB/m	dB	dBuV	dBuV/m	dBuV/m	dB		dB
1 pp	5320.000	8.50	32.62	32.93	102.45	110.64	68.20	42.44	Peak	0.00
2	5350.020	8.52	32.50	32.94	58.36	66.44	74.00	-7.56	Peak	0.00
3	5350.966	8.52	32.51	32.94	58.64	66.73	74.00	-7.27	Peak	0.00

11ac_VHT(20M)_TX_CH_64_Vertical-Avg

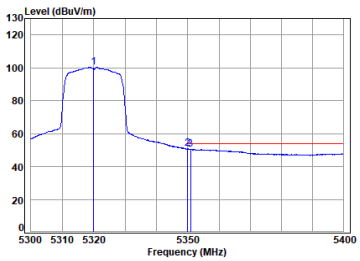

Condition: 3m VERTICAL
Job No : 00395AT/00396AT
Mode : 5320 Band edge
: 5G Wi-Fi 11ac20

	Freq	Cable Loss	Ant Factor	Preamp Factor	Read Level	Level	Limit Line	Over Limit	Remark	Aux Factor
	MHz	dB	dB/m	dB	dBuV	dBuV/m	dBuV/m	dB		dB
1	5320.000	8.50	32.62	32.93	92.13	100.32	------	------	Average	0.00
2 pp	5350.020	8.52	32.50	32.94	42.67	50.75	54.00	-3.25	Average	0.00
3	5350.866	8.52	32.51	32.94	42.43	50.52	54.00	-3.48	Average	0.00

Unless otherwise agreed in writing, this document is issued by the Company subject to its General Conditions of Service printed overleaf, available on request or accessible at http://www.sgs.com/en/Terms-and-Conditions.aspx and, for electronic format documents, subject to Terms and Conditions for Electronic Documents at http://www.sgs.com/en/Terms-and-Conditions/Terms-e-Document.aspx. Attention is drawn to the limitation of liability, indemnification and jurisdiction issues defined therein. Any holder of this document is advised that information contained hereon reflects the Company's findings at the time of its intervention only and within the limits of Client's instructions, if any. The Company's sole responsibility is to its Client and this document does not exonerate parties to a transaction from exercising all their rights and obligations under the transaction documents. This document cannot be reproduced except in full, without prior written approval of the Company. Any unauthorized alteration, forgery or falsification of the content or appearance of this document is unlawful and offenders may be prosecuted to the fullest extent of the law. Unless otherwise stated the results shown in this test report refer only to the sample(s) tested and such sample(s) are retained for 30 days only.
Attention: To check the authenticity of testing /inspection report & certificate, please contact us at telephone: (86-755) 8307 1443, or email: CN.Doccheck@sgs.com

Fuyong lab. Xinlong TechnoPark, Fengtang Road, Fuyong Subdistrict, Bao'an, Shenzhen, China 518103 t (86–755) 88663988 f (86–755) 26710594 www.sgsgroup.com.cn
中国·深圳·宝安区福永街道凤塘大道鑫龙科技园福永实验室 邮编: 518103 t (86–755) 88663988 f (86–755) 26710594 sgs.china@sgs.com

11ax_20M_TX_CH_64_Horizontal-Peak

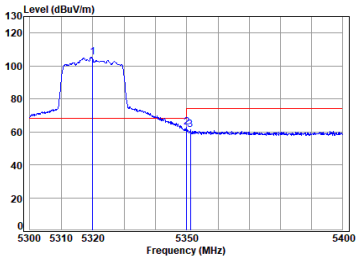


```
Condition: 3m HORIZONTAL
Job No   : 00395AT/00396AT
Mode     : 5320 Band edge
         : 5G Wi-Fi 11ax20
                Cable    Ant Preamp   Read          Limit   Over                Aux
            Freq  Loss Factor Factor  Level  Level   Line  Limit Remark     Factor
            MHz    dB   dB/m     dB   dBuV dBuV/m dBuV/m     dB                dB

  1 pp 5320.000  8.50  32.62  32.93  96.98 105.17  68.20  36.97 Peak         0.00
  2    5350.020  8.52  32.50  32.94  54.81  62.89  74.00 -11.11 Peak         0.00
  3    5351.167  8.52  32.51  32.94  53.22  61.31  74.00 -12.69 Peak         0.00
```

11ax_20M_TX_CH_64_Horizontal-Avg

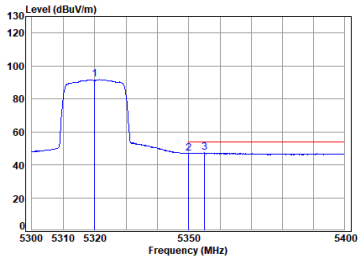


```
Condition: 3m HORIZONTAL
Job No   : 00395AT/00396AT
Mode     : 5320 Band edge
         : 5G Wi-Fi 11ax20
                Cable    Ant Preamp   Read          Limit   Over                Aux
            Freq  Loss Factor Factor  Level  Level   Line  Limit Remark     Factor
            MHz    dB   dB/m     dB   dBuV dBuV/m dBuV/m     dB                dB

  1    5320.000  8.50  32.62  32.93  83.52  91.71 ------ ------ Average      0.00
  2    5350.020  8.52  32.50  32.94  38.88  46.96  54.00  -7.04 Average      0.00
  3 pp 5355.069  8.52  32.54  32.94  39.12  47.24  54.00  -6.76 Average      0.00
```

11ax_20M_TX_CH_64_Vertical-Peak

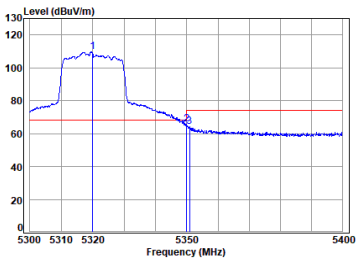


```
Condition: 3m VERTICAL
Job No   : 00395AT/00396AT
Mode     : 5320 Band edge
         : 5G Wi-Fi 11ax20
                Cable    Ant Preamp   Read          Limit   Over                Aux
            Freq  Loss Factor Factor  Level  Level   Line  Limit Remark     Factor
            MHz    dB   dB/m     dB   dBuV dBuV/m dBuV/m     dB                dB

  1 pp 5320.000  8.50  32.62  32.93 101.51 109.70  68.20  41.50 Peak         0.00
  2    5350.020  8.52  32.50  32.94  57.71  65.79  74.00  -8.21 Peak         0.00
  3    5350.966  8.52  32.51  32.94  56.33  64.42  74.00  -9.58 Peak         0.00
```

11ax_20M_TX_CH_64_Vertical-Avg

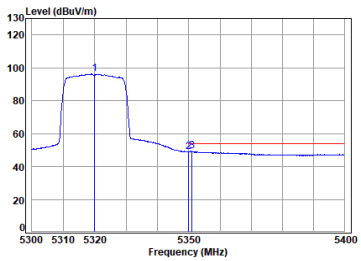


```
Condition: 3m VERTICAL
Job No   : 00395AT/00396AT
Mode     : 5320 Band edge
         : 5G Wi-Fi 11ax20
                Cable    Ant Preamp   Read          Limit   Over                Aux
            Freq  Loss Factor Factor  Level  Level   Line  Limit Remark     Factor
            MHz    dB   dB/m     dB   dBuV dBuV/m dBuV/m     dB                dB

  1    5320.000  8.50  32.62  32.93  87.96  96.15 ------ ------ Average      0.00
  2    5350.020  8.52  32.50  32.94  41.07  49.15  54.00  -4.85 Average      0.00
  3 pp 5351.066  8.52  32.51  32.94  41.09  49.18  54.00  -4.82 Average      0.00
```


Unless otherwise agreed in writing, this document is issued by the Company subject to its General Conditions of Service printed overleaf, available on request or accessible at http://www.sgs.com/en/Terms-and-Conditions.aspx and, for electronic format documents, subject to Terms and Conditions for Electronic Documents at http://www.sgs.com/en/Terms-and-Conditions/Terms-e-Document.aspx. Attention is drawn to the limitation of liability, indemnification and jurisdiction issues defined therein. Any holder of this document is advised that information contained hereon reflects the Company's findings at the time of its intervention only and within the limits of Client's instructions, if any. The Company's sole responsibility is to its Client and this document does not exonerate parties to a transaction from exercising all their rights and obligations under the transaction documents. This document cannot be reproduced except in full, without prior written approval of the Company. Any unauthorized alteration, forgery or falsification of the content or appearance of this document is unlawful and offenders may be prosecuted to the fullest extent of the law. Unless otherwise stated the results shown in this test report refer only to the sample(s) tested and such sample(s) are retained for 30 days only.

Attention: To check the authenticity of testing /inspection report & certificate, please contact us at telephone: (86-755) 8307 1443, or email: CN.Doccheck@sgs.com

Fuyong lab. Xinlong TechnoPark, Fengtang Road, Fuyong Subdistrict, Bao'an, Shenzhen, China 518103 t (86–755) 88663988 f (86–755) 26710594 www.sgsgroup.com.cn

中国·深圳·宝安区福永街道凤塘大道鑫龙科技园福永实验室 邮编: 518103 t (86–755) 88663988 f (86–755) 26710594 sgs.china@sgs.com

Member of the SGS Group (SGS SA)

11a_TX_CH_100_Horizontal-Peak

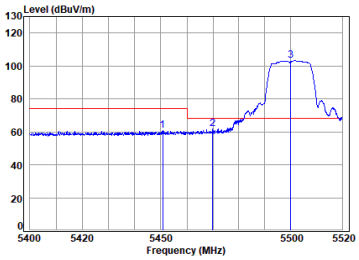

Condition: 3m HORIZONTAL
Job No : 00395AT/00396AT
Mode : 5500 Band edge
: 5G Wi-Fi 11a

	Freq	Cable Loss	Ant Factor	Preamp Factor	Read Level	Level	Limit Line	Over Limit	Remark	Aux Factor
	MHz	dB	dB/m	dB	dBuV	dBuV/m	dBuV/m	dB		dB
1	5450.678	8.57	32.99	32.98	52.44	61.02	74.00	-12.98	Peak	0.00
2	5469.880	8.58	32.84	32.99	53.34	61.77	68.20	-6.43	Peak	0.00
3 pp	5500.000	8.59	32.60	33.00	95.01	103.20	68.20	35.00	Peak	0.00

11a_TX_CH_100_Horizontal-Avg

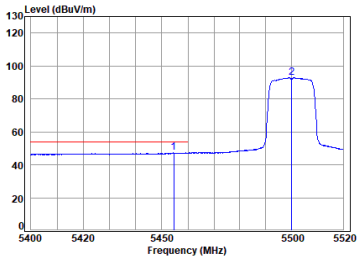

Condition: 3m HORIZONTAL
Job No : 00395AT/00396AT
Mode : 5500 Band edge
: 5G Wi-Fi 11a

	Freq	Cable Loss	Ant Factor	Preamp Factor	Read Level	Level	Limit Line	Over Limit	Remark	Aux Factor
	MHz	dB	dB/m	dB	dBuV	dBuV/m	dBuV/m	dB		dB
1 pp	5454.513	8.57	32.96	32.98	38.67	47.22	54.00	-6.78	Average	0.00
2	5500.000	8.59	32.60	33.00	84.78	92.97	------	------	Average	0.00

11a_TX_CH_100_Vertical-Peak

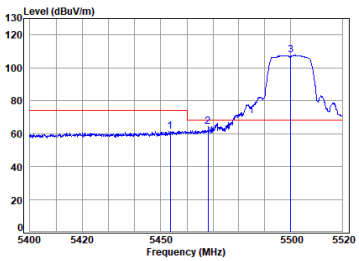

Condition: 3m VERTICAL
Job No : 00395AT/00396AT
Mode : 5500 Band edge
: 5G Wi-Fi 11a

	Freq	Cable Loss	Ant Factor	Preamp Factor	Read Level	Level	Limit Line	Over Limit	Remark	Aux Factor
	MHz	dB	dB/m	dB	dBuV	dBuV/m	dBuV/m	dB		dB
1	5453.674	8.57	32.97	32.98	52.97	61.53	74.00	-12.47	Peak	0.00
2	5468.197	8.57	32.85	32.99	55.93	64.36	68.20	-3.84	Peak	0.00
3 pp	5500.000	8.59	32.60	33.00	99.39	107.58	68.20	39.38	Peak	0.00

11a_TX_CH_100_Vertical-Avg

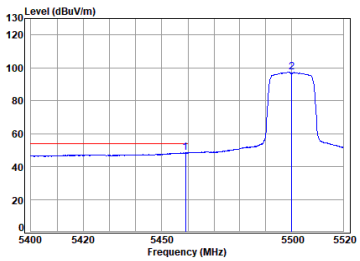

Condition: 3m VERTICAL
Job No : 00395AT/00396AT
Mode : 5500 Band edge
: 5G Wi-Fi 11a

	Freq	Cable Loss	Ant Factor	Preamp Factor	Read Level	Level	Limit Line	Over Limit	Remark	Aux Factor
	MHz	dB	dB/m	dB	dBuV	dBuV/m	dBuV/m	dB		dB
1 pp	5459.070	8.57	32.93	32.98	39.96	48.48	54.00	-5.52	Average	0.00
2	5500.000	8.59	32.60	33.00	89.27	97.46	------	------	Average	0.00

Unless otherwise agreed in writing, this document is issued by the Company subject to its General Conditions of Service printed overleaf, available on request or accessible at http://www.sgs.com/en/Terms-and-Conditions.aspx and, for electronic format documents, subject to Terms and Conditions for Electronic Documents at http://www.sgs.com/en/Terms-and-Conditions/Terms-e-Document.aspx. Attention is drawn to the limitation of liability, indemnification and jurisdiction issues defined therein. Any holder of this document is advised that information contained hereon reflects the Company's findings at the time of its intervention only and within the limits of Client's instructions, if any. The Company's sole responsibility is to its Client and this document does not exonerate parties to a transaction from exercising all their rights and obligations under the transaction documents. This document cannot be reproduced except in full, without prior written approval of the Company. Any unauthorized alteration, forgery or falsification of the content or appearance of this document is unlawful and offenders may be prosecuted to the fullest extent of the law. Unless otherwise stated the results shown in this test report refer only to the sample(s) tested and such sample(s) are retained for 30 days only.
Attention: To check the authenticity of testing /inspection report & certificate, please contact us at telephone: (86-755) 8307 1443, or email: CN.Doccheck@sgs.com

Fuyong lab. Xinlong TechnoPark, Fengtang Road, Fuyong Subdistrict, Bao'an, Shenzhen, China 518103 t (86–755) 88663988 f (86–755) 26710594 www.sgsgroup.com.cn
中国·深圳·宝安区福永街道凤塘大道鑫龙科技园福永实验室 邮编: 518103 t (86–755) 88663988 f (86–755) 26710594 sgs.china@sgs.com

11a_TX_CH_140_Horizontal-Peak

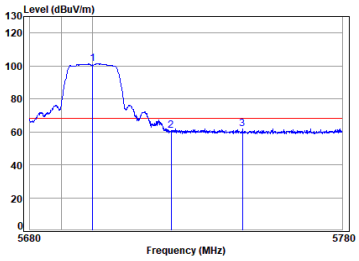


```
Condition: 3m HORIZONTAL
Job No   : 00395AT/00396AT
Mode     : 5700 Band edge
         : 5G Wi-Fi 11a
```

	Freq	Cable Loss	Ant Factor	Preamp Factor	Read Level	Level	Limit Line	Over Limit	Remark	Aux Factor
	MHz	dB	dB/m	dB	dBuV	dBuV/m	dBuV/m	dB		dB
1 pp	5700.000	8.44	33.10	32.79	92.58	101.33	68.20	33.13	Peak	0.00
2	5725.000	8.42	33.25	32.77	52.06	60.96	68.20	-7.24	Peak	0.00
3	5747.910	8.41	33.39	32.75	52.72	61.77	68.20	-6.43	Peak	0.00

11a_TX_CH_140_Vertical-Peak

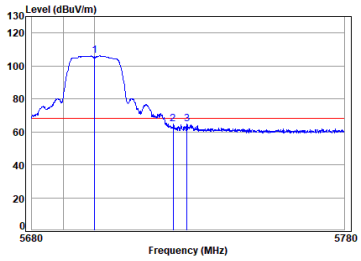


```
Condition: 3m VERTICAL
Job No   : 00395AT/00396AT
Mode     : 5700 Band edge
         : 5G Wi-Fi 11a
```

	Freq	Cable Loss	Ant Factor	Preamp Factor	Read Level	Level	Limit Line	Over Limit	Remark	Aux Factor
	MHz	dB	dB/m	dB	dBuV	dBuV/m	dBuV/m	dB		dB
1 pp	5700.000	8.44	33.10	32.79	97.32	106.07	68.20	37.87	Peak	0.00
2	5725.000	8.42	33.25	32.77	55.71	64.61	68.20	-3.59	Peak	0.00
3	5729.482	8.42	33.28	32.77	56.04	64.97	68.20	-3.23	Peak	0.00

11ac_VHT(20M)_TX_CH_100_Horizontal-Peak

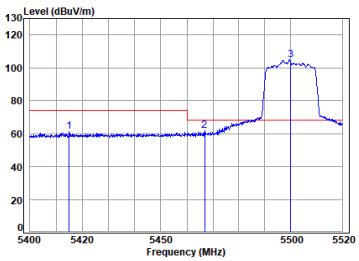


```
Condition: 3m HORIZONTAL
Job No   : 00395AT/00396AT
Mode     : 5500 Band edge
         : 5G Wi-Fi 11ax20
```

	Freq	Cable Loss	Ant Factor	Preamp Factor	Read Level	Level	Limit Line	Over Limit	Remark	Aux Factor
	MHz	dB	dB/m	dB	dBuV	dBuV/m	dBuV/m	dB		dB
1	5414.975	8.55	32.93	32.97	52.74	61.25	74.00	-12.75	Peak	0.00
2	5466.875	8.57	32.86	32.99	53.42	61.86	68.20	-6.34	Peak	0.00
3 pp	5500.000	8.59	32.60	33.00	96.46	104.65	68.20	36.45	Peak	0.00

11ac_VHT(20M)_TX_CH_100_Horizontal-Avg

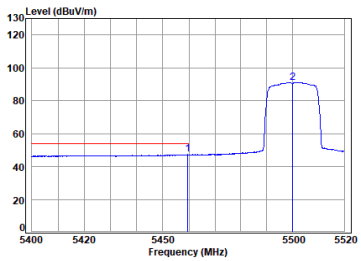


```
Condition: 3m HORIZONTAL
Job No   : 00395AT/00396AT
Mode     : 5500 Band edge
         : 5G Wi-Fi 11ax20
```

	Freq	Cable Loss	Ant Factor	Preamp Factor	Read Level	Level	Limit Line	Over Limit	Remark	Aux Factor
	MHz	dB	dB/m	dB	dBuV	dBuV/m	dBuV/m	dB		dB
1 pp	5459.670	8.57	32.92	32.98	38.81	47.32	54.00	-6.68	Average	0.00
2	5500.000	8.59	32.60	33.00	82.99	91.18	------	------	Average	0.00

Unless otherwise agreed in writing, this document is issued by the Company subject to its General Conditions of Service printed overleaf, available on request or accessible at http://www.sgs.com/en/Terms-and-Conditions.aspx and, for electronic format documents, subject to Terms and Conditions for Electronic Documents at http://www.sgs.com/en/Terms-and-Conditions/Terms-e-Document.aspx. Attention is drawn to the limitation of liability, indemnification and jurisdiction issues defined therein. Any holder of this document is advised that information contained hereon reflects the Company's findings at the time of its intervention only and within the limits of Client's instructions, if any. The Company's sole responsibility is to its Client and this document does not exonerate parties to a transaction from exercising all their rights and obligations under the transaction documents. This document cannot be reproduced except in full, without prior written approval of the Company. Any unauthorized alteration, forgery or falsification of the content or appearance of this document is unlawful and offenders may be prosecuted to the fullest extent of the law. Unless otherwise stated the results shown in this test report refer only to the sample(s) tested and such sample(s) are retained for 30 days only.
Attention: To check the authenticity of testing /inspection report & certificate, please contact us at telephone: (86-755) 8307 1443, or email: CN.Doccheck@sgs.com

Fuyong lab. Xinlong TechnoPark, Fengtang Road, Fuyong Subdistrict, Bao'an, Shenzhen, China 518103 t (86–755) 88663988 f (86–755) 26710594 www.sgsgroup.com.cn
中国·深圳·宝安区福永街道凤塘大道鑫龙科技园福永实验室 邮编: 518103 t (86–755) 88663988 f (86–755) 26710594 sgs.china@sgs.com

11ac_VHT(20M)_TX_CH_100_Vertical-Peak

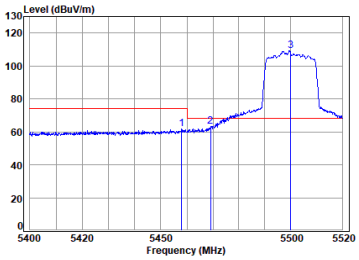

Condition: 3m VERTICAL
Job No : 00395AT/00396AT
Mode : 5500 Band edge
: 5G Wi-Fi 11ax20

	Freq	Cable Loss	Ant Factor	Preamp Factor	Read Level	Level	Limit Line	Over Limit	Remark	Aux Factor
	MHz	dB	dB/m	dB	dBuV	dBuV/m	dBuV/m	dB		dB
1	5457.991	8.57	32.94	32.98	53.20	61.73	74.00	-12.27	Peak	0.00
2	5469.158	8.58	32.85	32.99	54.92	63.36	68.20	-4.84	Peak	0.00
3 pp	5500.000	8.59	32.60	33.00	100.92	109.11	68.20	40.91	Peak	0.00

11ac_VHT(20M)_TX_CH_100_Vertical-Avg

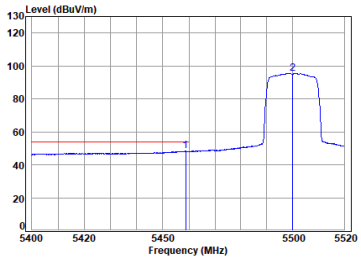

Condition: 3m VERTICAL
Job No : 00395AT/00396AT
Mode : 5500 Band edge
: 5G Wi-Fi 11ax20

	Freq	Cable Loss	Ant Factor	Preamp Factor	Read Level	Level	Limit Line	Over Limit	Remark	Aux Factor
	MHz	dB	dB/m	dB	dBuV	dBuV/m	dBuV/m	dB		dB
1 pp	5458.831	8.57	32.93	32.98	39.79	48.31	54.00	-5.69	Average	0.00
2	5500.000	8.59	32.60	33.00	87.38	95.57	------	------	Average	0.00

11ac_VHT(20M)_TX_CH_140_Horizontal-Peak

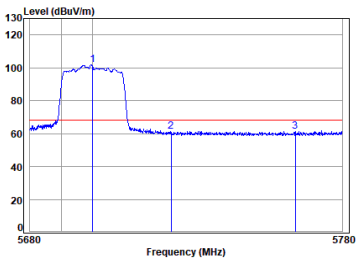

Condition: 3m HORIZONTAL
Job No : 00395AT/00396AT
Mode : 5700 Band edge
: 5G Wi-Fi 11ax20

	Freq	Cable Loss	Ant Factor	Preamp Factor	Read Level	Level	Limit Line	Over Limit	Remark	Aux Factor
	MHz	dB	dB/m	dB	dBuV	dBuV/m	dBuV/m	dB		dB
1 pp	5700.000	8.44	33.10	32.79	93.14	101.89	68.20	33.69	Peak	0.00
2	5725.000	8.42	33.25	32.77	52.35	61.25	68.20	-6.95	Peak	0.00
3	5764.889	8.40	33.25	32.73	52.55	61.47	68.20	-6.73	Peak	0.00

11ac_VHT(20M)_TX_CH_140_Vertical-Peak

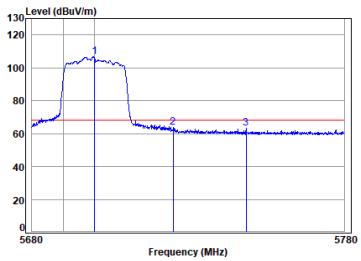

Condition: 3m VERTICAL
Job No : 00395AT/00396AT
Mode : 5700 Band edge
: 5G Wi-Fi 11ax20

	Freq	Cable Loss	Ant Factor	Preamp Factor	Read Level	Level	Limit Line	Over Limit	Remark	Aux Factor
	MHz	dB	dB/m	dB	dBuV	dBuV/m	dBuV/m	dB		dB
1 pp	5700.000	8.44	33.10	32.79	97.99	106.74	68.20	38.54	Peak	0.00
2	5725.000	8.42	33.25	32.77	54.63	63.53	68.20	-4.67	Peak	0.00
3	5748.412	8.41	33.39	32.75	54.40	63.45	68.20	-4.75	Peak	0.00

Unless otherwise agreed in writing, this document is issued by the Company subject to its General Conditions of Service printed overleaf, available on request or accessible at http://www.sgs.com/en/Terms-and-Conditions.aspx and, for electronic format documents, subject to Terms and Conditions for Electronic Documents at http://www.sgs.com/en/Terms-and-Conditions/Terms-e-Document.aspx. Attention is drawn to the limitation of liability, indemnification and jurisdiction issues defined therein. Any holder of this document is advised that information contained hereon reflects the Company's findings at the time of its intervention only and within the limits of Client's instructions, if any. The Company's sole responsibility is to its Client and this document does not exonerate parties to a transaction from exercising all their rights and obligations under the transaction documents. This document cannot be reproduced except in full, without prior written approval of the Company. Any unauthorized alteration, forgery or falsification of the content or appearance of this document is unlawful and offenders may be prosecuted to the fullest extent of the law. Unless otherwise stated the results shown in this test report refer only to the sample(s) tested and such sample(s) are retained for 30 days only.
Attention: To check the authenticity of testing /inspection report & certificate, please contact us at telephone: (86-755) 8307 1443, or email: CN.Doccheck@sgs.com

11ax_20M_TX_CH_100_Horizontal-Peak

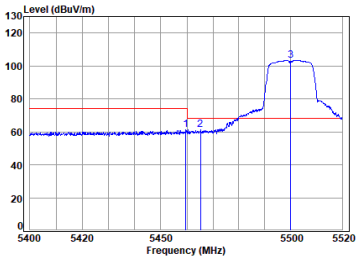

Condition: 3m HORIZONTAL
Job No : 00395AT/00396AT
Mode : 5500 Band edge
: 5G Wi-Fi 11ac20

	Freq	Cable Loss	Ant Factor	Preamp Factor	Read Level	Level	Limit Line	Over Limit	Remark	Aux Factor
	MHz	dB	dB/m	dB	dBuV	dBuV/m	dBuV/m	dB		dB
1	5459.670	8.57	32.92	32.98	52.77	61.28	74.00	-12.72	Peak	0.00
2	5465.193	8.57	32.88	32.99	52.80	61.26	68.20	-6.94	Peak	0.00
3 pp	5500.000	8.59	32.60	33.00	95.25	103.44	68.20	35.24	Peak	0.00

11ax_20M_TX_CH_100_Horizontal-Avg

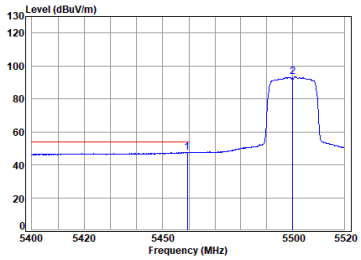

Condition: 3m HORIZONTAL
Job No : 00395AT/00396AT
Mode : 5500 Band edge
: 5G Wi-Fi 11ac20

	Freq	Cable Loss	Ant Factor	Preamp Factor	Read Level	Level	Limit Line	Over Limit	Remark	Aux Factor
	MHz	dB	dB/m	dB	dBuV	dBuV/m	dBuV/m	dB		dB
1 pp	5459.430	8.57	32.92	32.98	39.07	47.58	54.00	-6.42	Average	0.00
2	5500.000	8.59	32.60	33.00	85.03	93.22	------	------	Average	0.00

11ax_20M_TX_CH_100_Vertical-Peak

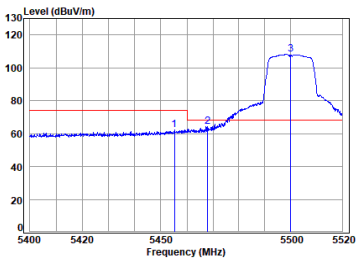

Condition: 3m VERTICAL
Job No : 00395AT/00396AT
Mode : 5500 Band edge
: 5G Wi-Fi 11ac20

	Freq	Cable Loss	Ant Factor	Preamp Factor	Read Level	Level	Limit Line	Over Limit	Remark	Aux Factor
	MHz	dB	dB/m	dB	dBuV	dBuV/m	dBuV/m	dB		dB
1	5455.232	8.57	32.96	32.98	53.55	62.10	74.00	-11.90	Peak	0.00
2	5467.957	8.57	32.86	32.99	55.70	64.14	68.20	-4.06	Peak	0.00
3 pp	5500.000	8.59	32.60	33.00	99.98	108.17	68.20	39.97	Peak	0.00

11ax_20M_TX_CH_100_Vertical-Avg

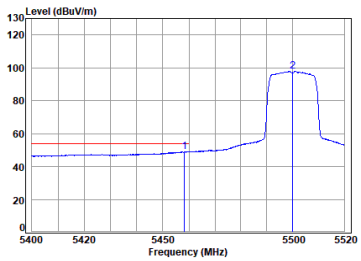

Condition: 3m VERTICAL
Job No : 00395AT/00396AT
Mode : 5500 Band edge
: 5G Wi-Fi 11ac20

	Freq	Cable Loss	Ant Factor	Preamp Factor	Read Level	Level	Limit Line	Over Limit	Remark	Aux Factor
	MHz	dB	dB/m	dB	dBuV	dBuV/m	dBuV/m	dB		dB
1 pp	5458.230	8.57	32.93	32.98	40.57	49.09	54.00	-4.91	Average	0.00
2	5500.000	8.59	32.60	33.00	89.64	97.83	------	------	Average	0.00

Unless otherwise agreed in writing, this document is issued by the Company subject to its General Conditions of Service printed overleaf, available on request or accessible at http://www.sgs.com/en/Terms-and-Conditions.aspx and, for electronic format documents, subject to Terms and Conditions for Electronic Documents at http://www.sgs.com/en/Terms-and-Conditions/Terms-e-Document.aspx. Attention is drawn to the limitation of liability, indemnification and jurisdiction issues defined therein. Any holder of this document is advised that information contained hereon reflects the Company's findings at the time of its intervention only and within the limits of Client's instructions, if any. The Company's sole responsibility is to its Client and this document does not exonerate parties to a transaction from exercising all their rights and obligations under the transaction documents. This document cannot be reproduced except in full, without prior written approval of the Company. Any unauthorized alteration, forgery or falsification of the content or appearance of this document is unlawful and offenders may be prosecuted to the fullest extent of the law. Unless otherwise stated the results shown in this test report refer only to the sample(s) tested and such sample(s) are retained for 30 days only.
Attention: To check the authenticity of testing /inspection report & certificate, please contact us at telephone: (86-755) 8307 1443, or email: CN.Doccheck@sgs.com

Fuyong lab. Xinlong TechnoPark, Fengtang Road, Fuyong Subdistrict, Bao'an, Shenzhen, China 518103 t (86–755) 88663988 f (86–755) 26710594 www.sgsgroup.com.cn
中国·深圳·宝安区福永街道凤塘大道鑫龙科技园福永实验室 邮编: 518103 t (86–755) 88663988 f (86–755) 26710594 sgs.china@sgs.com

11ax_20M_TX_CH_140_Horizontal-Peak

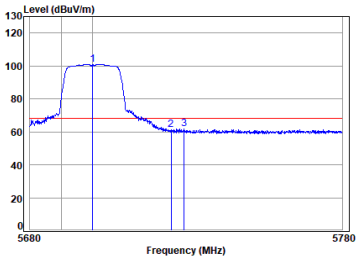


```
Condition: 3m HORIZONTAL
Job No   : 00395AT/00396AT
Mode     : 5700 Band edge
         : 5G Wi-Fi 11ac20
```

	Freq	Cable Loss	Ant Factor	Preamp Factor	Read Level	Level	Limit Line	Over Limit	Remark	Aux Factor
	MHz	dB	dB/m	dB	dBuV	dBuV/m	dBuV/m	dB		dB
1 pp	5700.000	8.44	33.10	32.79	92.33	101.08	68.20	32.88	Peak	0.00
2	5725.000	8.42	33.25	32.77	52.57	61.47	68.20	-6.73	Peak	0.00
3	5729.182	8.42	33.28	32.77	53.06	61.99	68.20	-6.21	Peak	0.00

11ax_20M_TX_CH_140_Vertical-Peak

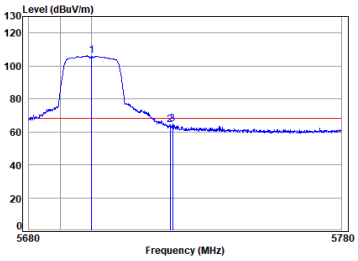


```
Condition: 3m VERTICAL
Job No   : 00395AT/00396AT
Mode     : 5700 Band edge
         : 5G Wi-Fi 11ac20
```

	Freq	Cable Loss	Ant Factor	Preamp Factor	Read Level	Level	Limit Line	Over Limit	Remark	Aux Factor
	MHz	dB	dB/m	dB	dBuV	dBuV/m	dBuV/m	dB		dB
1 pp	5700.000	8.44	33.10	32.79	97.30	106.05	68.20	37.85	Peak	0.00
2	5725.000	8.42	33.25	32.77	55.58	64.48	68.20	-3.72	Peak	0.00
3	5725.783	8.42	33.26	32.77	55.62	64.53	68.20	-3.67	Peak	0.00

11a_TX_CH_149_Horizontal

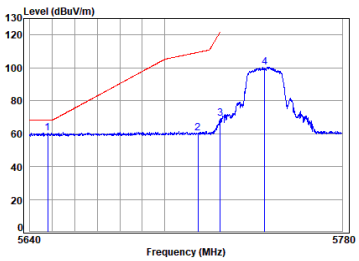


```
Condition: 3m HORIZONTAL
Job No   : 00395AT/00396AT
Mode     : 5745 Band edge
         : 5.8G Wi-Fi 11a
```

	Freq	Cable Loss	Ant Factor	Preamp Factor	Read Level	Level	Limit Line	Over Limit	Remark	Aux Factor
	MHz	dB	dB/m	dB	dBuV	dBuV/m	dBuV/m	dB		dB
1 pp	5647.888	8.48	33.21	32.85	51.45	60.29	68.20	-7.91	Peak	0.00
2	5715.000	8.43	33.19	32.78	51.37	60.21	109.40	-49.19	Peak	0.00
3	5725.000	8.42	33.25	32.77	60.32	69.22	122.20	-52.98	Peak	0.00
4	5745.000	8.41	33.37	32.75	91.43	100.46	------	------	Peak	0.00

11a_TX_CH_149_Vertical

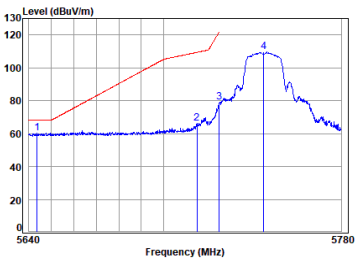


```
Condition: 3m VERTICAL
Job No   : 00395AT/00396AT
Mode     : 5745 Band edge
         : 5.8G Wi-Fi 11a
```

	Freq	Cable Loss	Ant Factor	Preamp Factor	Read Level	Level	Limit Line	Over Limit	Remark	Aux Factor
	MHz	dB	dB/m	dB	dBuV	dBuV/m	dBuV/m	dB		dB
1 pp	5643.735	8.48	33.22	32.85	51.44	60.29	68.20	-7.91	Peak	0.00
2	5715.000	8.43	33.19	32.78	57.59	66.43	109.40	-42.97	Peak	0.00
3	5725.000	8.42	33.25	32.77	70.36	79.26	122.20	-42.94	Peak	0.00
4	5745.000	8.41	33.37	32.75	100.50	109.53	------	------	Peak	0.00

Unless otherwise agreed in writing, this document is issued by the Company subject to its General Conditions of Service printed overleaf, available on request or accessible at http://www.sgs.com/en/Terms-and-Conditions.aspx and, for electronic format documents, subject to Terms and Conditions for Electronic Documents at http://www.sgs.com/en/Terms-and-Conditions/Terms-e-Document.aspx. Attention is drawn to the limitation of liability, indemnification and jurisdiction issues defined therein. Any holder of this document is advised that information contained hereon reflects the Company's findings at the time of its intervention only and within the limits of Client's instructions, if any. The Company's sole responsibility is to its Client and this document does not exonerate parties to a transaction from exercising all their rights and obligations under the transaction documents. This document cannot be reproduced except in full, without prior written approval of the Company. Any unauthorized alteration, forgery or falsification of the content or appearance of this document is unlawful and offenders may be prosecuted to the fullest extent of the law. Unless otherwise stated the results shown in this test report refer only to the sample(s) tested and such sample(s) are retained for 30 days only.

Attention: To check the authenticity of testing /inspection report & certificate, please contact us at telephone: (86-755) 8307 1443, or email: CN.Doccheck@sgs.com

Fuyong lab. Xinlong TechnoPark, Fengtang Road, Fuyong Subdistrict, Bao'an, Shenzhen, China 518103 t (86–755) 88663988 f (86–755) 26710594 www.sgsgroup.com.cn

中国·深圳·宝安区福永街道凤塘大道鑫龙科技园福永实验室 邮编: 518103 t (86–755) 88663988 f (86–755) 26710594 sgs.china@sgs.com

Member of the SGS Group (SGS SA)

11a_TX_CH_165_Horizontal

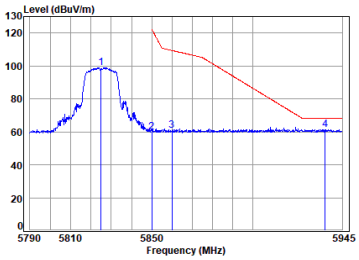

Condition: 3m HORIZONTAL
Job No : 00395AT/00396AT
Mode : 5825 Band edge
: 5.8G Wi-Fi 11a

	Freq	Cable Loss	Ant Factor	Preamp Factor	Read Level	Level	Limit Line	Over Limit	Remark	Aux Factor
	MHz	dB	dB/m	dB	dBuV	dBuV/m	dBuV/m	dB		dB
1	5825.000	8.35	33.00	32.67	90.24	98.92	------	------	Peak	0.00
2	5850.000	8.33	33.10	32.65	50.84	59.62	122.20	-62.58	Peak	0.00
3	5860.000	8.33	33.10	32.64	52.00	60.79	109.40	-48.61	Peak	0.00
4 pp	5936.525	8.27	33.69	32.56	52.12	61.52	68.20	-6.68	Peak	0.00

11a_TX_CH_165_Vertical

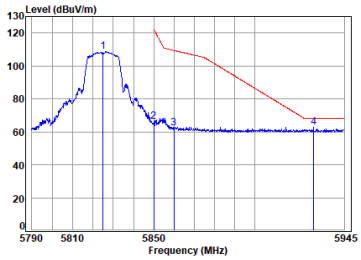

Condition: 3m VERTICAL
Job No : 00395AT/00396AT
Mode : 5825 Band edge
: 5.8G Wi-Fi 11a

	Freq	Cable Loss	Ant Factor	Preamp Factor	Read Level	Level	Limit Line	Over Limit	Remark	Aux Factor
	MHz	dB	dB/m	dB	dBuV	dBuV/m	dBuV/m	dB		dB
1	5825.000	8.35	33.00	32.67	100.02	108.70	------	------	Peak	0.00
2	5850.000	8.33	33.10	32.65	57.32	66.10	122.20	-56.10	Peak	0.00
3	5860.000	8.33	33.10	32.64	53.35	62.14	109.40	-47.26	Peak	0.00
4 pp	5929.628	8.28	33.57	32.57	53.32	62.60	68.20	-5.60	Peak	0.00

11ac_VHT(20M)_TX_CH_149_Horizontal

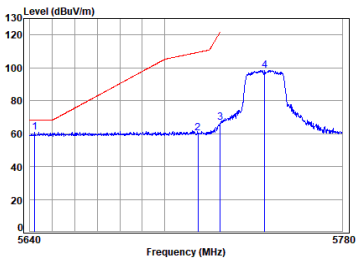

Condition: 3m HORIZONTAL
Job No : 00395AT/00396AT
Mode : 5745 Band edge
: 5.8G Wi-Fi 11ac20

	Freq	Cable Loss	Ant Factor	Preamp Factor	Read Level	Level	Limit Line	Over Limit	Remark	Aux Factor
	MHz	dB	dB/m	dB	dBuV	dBuV/m	dBuV/m	dB		dB
1 pp	5642.075	8.48	33.23	32.85	52.11	60.97	68.20	-7.23	Peak	0.00
2	5715.000	8.43	33.19	32.78	51.68	60.52	109.40	-48.88	Peak	0.00
3	5725.000	8.42	33.25	32.77	57.92	66.82	122.20	-55.38	Peak	0.00
4	5745.000	8.41	33.37	32.75	89.53	98.56	------	------	Peak	0.00

11ac_VHT(20M)_TX_CH_149_Vertical

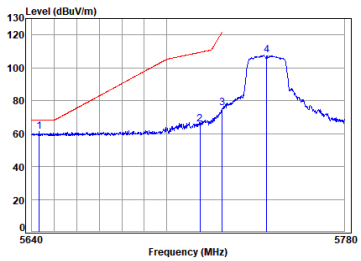

Condition: 3m VERTICAL
Job No : 00395AT/00396AT
Mode : 5745 Band edge
: 5.8G Wi-Fi 11ac20

	Freq	Cable Loss	Ant Factor	Preamp Factor	Read Level	Level	Limit Line	Over Limit	Remark	Aux Factor
	MHz	dB	dB/m	dB	dBuV	dBuV/m	dBuV/m	dB		dB
1 pp	5643.320	8.48	33.23	32.85	52.21	61.07	68.20	-7.13	Peak	0.00
2	5715.000	8.43	33.19	32.78	57.04	65.88	109.40	-43.52	Peak	0.00
3	5725.000	8.42	33.25	32.77	66.73	75.63	122.20	-46.57	Peak	0.00
4	5745.000	8.41	33.37	32.75	98.57	107.60	------	------	Peak	0.00

Unless otherwise agreed in writing, this document is issued by the Company subject to its General Conditions of Service printed overleaf, available on request or accessible at http://www.sgs.com/en/Terms-and-Conditions.aspx and, for electronic format documents, subject to Terms and Conditions for Electronic Documents at http://www.sgs.com/en/Terms-and-Conditions/Terms-e-Document.aspx. Attention is drawn to the limitation of liability, indemnification and jurisdiction issues defined therein. Any holder of this document is advised that information contained hereon reflects the Company's findings at the time of its intervention only and within the limits of Client's instructions, if any. The Company's sole responsibility is to its Client and this document does not exonerate parties to a transaction from exercising all their rights and obligations under the transaction documents. This document cannot be reproduced except in full, without prior written approval of the Company. Any unauthorized alteration, forgery or falsification of the content or appearance of this document is unlawful and offenders may be prosecuted to the fullest extent of the law. Unless otherwise stated the results shown in this test report refer only to the sample(s) tested and such sample(s) are retained for 30 days only.
Attention: To check the authenticity of testing /inspection report & certificate, please contact us at telephone: (86-755) 8307 1443, or email: CN.Doccheck@sgs.com
Fuyong lab. Xinlong TechnoPark, Fengtang Road, Fuyong Subdistrict, Bao'an, Shenzhen, China 518103 t (86–755) 88663988 f (86–755) 26710594 www.sgsgroup.com.cn
中国・深圳・宝安区福永街道凤塘大道鑫龙科技园福永实验室 邮编: 518103 t (86–755) 88663988 f (86–755) 26710594 sgs.china@sgs.com
Member of the SGS Group (SGS SA)

11ac_VHT(20M)_TX_CH_165_Horizontal

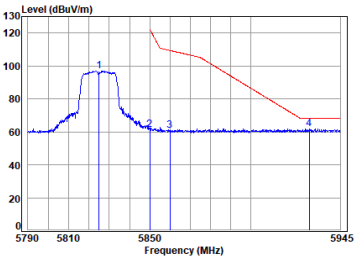


```
Condition: 3m HORIZONTAL
Job No   : 00395AT/00396AT
Mode     : 5825 Band edge
         : 5.8G Wi-Fi 11ac20
```

	Freq	Cable Loss	Ant Factor	Preamp Factor	Read Level	Level	Limit Line	Over Limit	Remark	Aux Factor
	MHz	dB	dB/m	dB	dBuV	dBuV/m	dBuV/m	dB		dB
1	5825.000	8.35	33.00	32.67	88.23	96.91	------	------	Peak	0.00
2	5850.000	8.33	33.10	32.65	52.41	61.19	122.20	-61.01	Peak	0.00
3	5860.000	8.33	33.10	32.64	52.16	60.95	109.40	-48.45	Peak	0.00
4 pp	5929.472	8.28	33.57	32.57	52.42	61.70	68.20	-6.50	Peak	0.00

11ac_VHT(20M)_TX_CH_165_Vertical

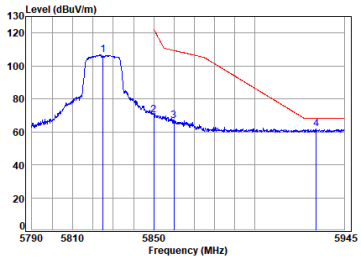


```
Condition: 3m VERTICAL
Job No   : 00395AT/00396AT
Mode     : 5825 Band edge
         : 5.8G Wi-Fi 11ac20
```

	Freq	Cable Loss	Ant Factor	Preamp Factor	Read Level	Level	Limit Line	Over Limit	Remark	Aux Factor
	MHz	dB	dB/m	dB	dBuV	dBuV/m	dBuV/m	dB		dB
1	5825.000	8.35	33.00	32.67	98.02	106.70	------	------	Peak	0.00
2	5850.000	8.33	33.10	32.65	61.29	70.07	122.20	-52.13	Peak	0.00
3	5860.000	8.33	33.10	32.64	58.18	66.97	109.40	-42.43	Peak	0.00
4 pp	5931.039	8.28	33.60	32.57	52.26	61.57	68.20	-6.63	Peak	0.00

11ax_20M_TX_CH_149_Horizontal

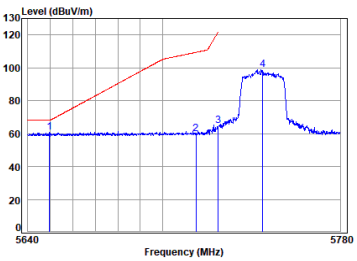


```
Condition: 3m HORIZONTAL
Job No   : 00395AT/00396AT
Mode     : 5745 Band edge
         : 5.8G Wi-Fi 11ax20
```

	Freq	Cable Loss	Ant Factor	Preamp Factor	Read Level	Level	Limit Line	Over Limit	Remark	Aux Factor
	MHz	dB	dB/m	dB	dBuV	dBuV/m	dBuV/m	dB		dB
1 pp	5649.688	8.48	33.20	32.85	51.75	60.58	68.20	-7.62	Peak	0.00
2	5715.000	8.43	33.19	32.78	50.79	59.63	109.40	-49.77	Peak	0.00
3	5725.000	8.42	33.25	32.77	56.07	64.97	122.20	-57.23	Peak	0.00
4	5745.000	8.41	33.37	32.75	89.94	98.97	------	------	Peak	0.00

11ax_20M_TX_CH_149_Vertical

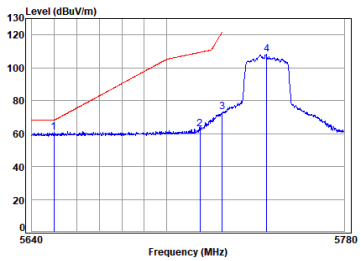


```
Condition: 3m VERTICAL
Job No   : 00395AT/00396AT
Mode     : 5745 Band edge
         : 5.8G Wi-Fi 11ax20
```

	Freq	Cable Loss	Ant Factor	Preamp Factor	Read Level	Level	Limit Line	Over Limit	Remark	Aux Factor
	MHz	dB	dB/m	dB	dBuV	dBuV/m	dBuV/m	dB		dB
1 pp	5649.827	8.48	33.20	32.85	51.77	60.60	68.20	-7.60	Peak	0.00
2	5715.000	8.43	33.19	32.78	53.71	62.55	109.40	-46.85	Peak	0.00
3	5725.000	8.42	33.25	32.77	64.18	73.08	122.20	-49.12	Peak	0.00
4	5745.000	8.41	33.37	32.75	99.16	108.19	------	------	Peak	0.00

Unless otherwise agreed in writing, this document is issued by the Company subject to its General Conditions of Service printed overleaf, available on request or accessible at http://www.sgs.com/en/Terms-and-Conditions.aspx and, for electronic format documents, subject to Terms and Conditions for Electronic Documents at http://www.sgs.com/en/Terms-and-Conditions/Terms-e-Document.aspx. Attention is drawn to the limitation of liability, indemnification and jurisdiction issues defined therein. Any holder of this document is advised that information contained hereon reflects the Company's findings at the time of its intervention only and within the limits of Client's instructions, if any. The Company's sole responsibility is to its Client and this document does not exonerate parties to a transaction from exercising all their rights and obligations under the transaction documents. This document cannot be reproduced except in full, without prior written approval of the Company. Any unauthorized alteration, forgery or falsification of the content or appearance of this document is unlawful and offenders may be prosecuted to the fullest extent of the law. Unless otherwise stated the results shown in this test report refer only to the sample(s) tested and such sample(s) are retained for 30 days only.
Attention: To check the authenticity of testing /inspection report & certificate, please contact us at telephone: (86-755) 8307 1443, or email: CN.Doccheck@sgs.com
Fuyong lab. Xinlong TechnoPark, Fengtang Road, Fuyong Subdistrict, Bao'an, Shenzhen, China 518103 t (86–755) 88663988 f (86–755) 26710594 www.sgsgroup.com.cn
中国・深圳・宝安区福永街道凤塘大道鑫龙科技园福永实验室 邮编: 518103 t (86–755) 88663988 f (86–755) 26710594 sgs.china@sgs.com
Member of the SGS Group (SGS SA)

11ax_20M_TX_CH_165_Horizontal

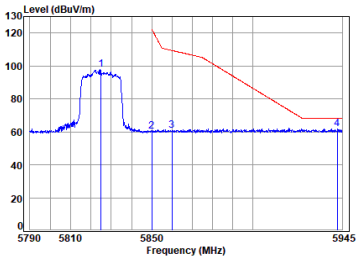


```
Condition: 3m HORIZONTAL
Job No   : 00395AT/00396AT
Mode     : 5825 Band edge
         : 5.8G Wi-Fi 11ax20
```

	Freq	Cable Loss	Ant Factor	Preamp Factor	Read Level	Level	Limit Line	Over Limit	Remark	Aux Factor
	MHz	dB	dB/m	dB	dBuV	dBuV/m	dBuV/m	dB		dB
1	5825.000	8.35	33.00	32.67	88.98	97.66	------	------	Peak	0.00
2	5850.000	8.33	33.10	32.65	51.64	60.42	122.20	-61.78	Peak	0.00
3	5860.000	8.33	33.10	32.64	51.98	60.77	109.40	-48.63	Peak	0.00
4 pp	5942.645	8.27	33.78	32.56	52.23	61.72	68.20	-6.48	Peak	0.00

11ax_20M_TX_CH_165_Vertical

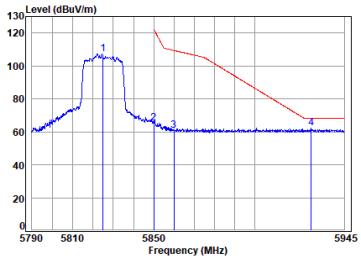


```
Condition: 3m VERTICAL
Job No   : 00395AT/00396AT
Mode     : 5825 Band edge
         : 5.8G Wi-Fi 11ax20
```

	Freq	Cable Loss	Ant Factor	Preamp Factor	Read Level	Level	Limit Line	Over Limit	Remark	Aux Factor
	MHz	dB	dB/m	dB	dBuV	dBuV/m	dBuV/m	dB		dB
1	5825.000	8.35	33.00	32.67	98.58	107.26	------	------	Peak	0.00
2	5850.000	8.33	33.10	32.65	56.35	65.13	122.20	-57.07	Peak	0.00
3	5860.000	8.33	33.10	32.64	52.21	61.00	109.40	-48.40	Peak	0.00
4 pp	5928.532	8.28	33.56	32.57	53.07	62.34	68.20	-5.86	Peak	0.00

Unless otherwise agreed in writing, this document is issued by the Company subject to its General Conditions of Service printed overleaf, available on request or accessible at http://www.sgs.com/en/Terms-and-Conditions.aspx and, for electronic format documents, subject to Terms and Conditions for Electronic Documents at http://www.sgs.com/en/Terms-and-Conditions/Terms-e-Document.aspx. Attention is drawn to the limitation of liability, indemnification and jurisdiction issues defined therein. Any holder of this document is advised that information contained hereon reflects the Company's findings at the time of its intervention only and within the limits of Client's instructions, if any. The Company's sole responsibility is to its Client and this document does not exonerate parties to a transaction from exercising all their rights and obligations under the transaction documents. This document cannot be reproduced except in full, without prior written approval of the Company. Any unauthorized alteration, forgery or falsification of the content or appearance of this document is unlawful and offenders may be prosecuted to the fullest extent of the law. Unless otherwise stated the results shown in this test report refer only to the sample(s) tested and such sample(s) are retained for 30 days only.
Attention: To check the authenticity of testing /inspection report & certificate, please contact us at telephone: (86-755) 8307 1443, or email: CN.Doccheck@sgs.com

Fuyong lab. Xinlong TechnoPark, Fengtang Road, Fuyong Subdistrict, Bao'an, Shenzhen, China 518103 t (86–755) 88663988 f (86–755) 26710594 www.sgsgroup.com.cn
中国·深圳·宝安区福永街道凤塘大道鑫龙科技园福永实验室 邮编: 518103 t (86–755) 88663988 f (86–755) 26710594 sgs.china@sgs.com

7.5 Duty Cycle

Test Requirement ANSI C63.10-2020+Cor.1-2023 Section 12.2
Test Method: ANSI C63.10-2020+Cor.1-2023 Section 12.2
Test Engineer: Ian Li

7.5.1 E.U.T. Operation

Operating Environment:
Temperature: 23.6 °C Humidity: 48.9 % RH Atmospheric Pressure: 1000 mbar

7.5.2 Test Mode Description

Pre-scan / Final test	Mode Code	Description
Final test	06	TX mode (U-NII-1)_Keep the EUT in continuously transmitting mode with all modulation types. All data rates for each modulation type have been tested and found the data rate @ 6Mbps is the worst case of IEEE 802.11a; data rate @ MCS0 is the worst case of IEEE 802.11n/ac/ax 20, Only the data of worst case is recorded in the report.
Final test	07	TX mode (U-NII-2A) _Keep the EUT in continuously transmitting mode with all modulation types. All data rates for each modulation type have been tested and found the data rate @ 6Mbps is the worst case of IEEE 802.11a; data rate @ MCS0 is the worst case of IEEE 802.11n/ac/ax 20, Only the data of worst case is recorded in the report.
Final test	08	TX mode (U-NII-2C) _Keep the EUT in continuously transmitting mode with all modulation types. All data rates for each modulation type have been tested and found the data rate @ 6Mbps is the worst case of IEEE 802.11a; data rate @ MCS0 is the worst case of IEEE 802.11n/ac/ax 20, Only the data of worst case is recorded in the report.
Final test	09	TX mode (U-NII-3) _Keep the EUT in continuously transmitting mode with all modulation types. All data rates for each modulation type have been tested and found the data rate @ 6Mbps is the worst case of IEEE 802.11a; data rate @ MCS0 is the worst case of IEEE 802.11n/ac/ax 20, Only the data of worst case is recorded in the report.
Final test	11	Charge + TX mode (U-NII-1) _Keep the EUT in continuously transmitting mode with all modulation types and being charged. All data rates for each modulation type have been tested and found the data rate @ 6Mbps is the worst case of IEEE 802.11a; data rate @ MCS0 is the worst case of IEEE 802.11n/ac/ax 20, Only the data of worst case is recorded in the report.
Final test	12	Charge + TX mode (U-NII-2A) _Keep the EUT in continuously transmitting mode with all modulation types and being charged. All data rates for each modulation type have been tested and found the data rate @ 6Mbps is the worst case of IEEE 802.11a; data rate @ MCS0 is the worst case of IEEE 802.11n/ac/ax 20, Only the data of worst case is recorded in the report.
Final test	13	Charge + TX mode (U-NII-2C) _Keep the EUT in continuously transmitting mode with all modulation types and being charged. All data rates for each modulation type have been tested and found the data rate @ 6Mbps is the worst case of IEEE 802.11a; data rate @ MCS0 is the worst case of IEEE 802.11n/ac/ax 20. Only the data of

Unless otherwise agreed in writing, this document is issued by the Company subject to its General Conditions of Service printed overleaf, available on request or accessible at http://www.sgs.com/en/Terms-and-Conditions.aspx and, for electronic format documents, subject to Terms and Conditions for Electronic Documents at http://www.sgs.com/en/Terms-and-Conditions/Terms-e-Document.aspx. Attention is drawn to the limitation of liability, indemnification and jurisdiction issues defined therein. Any holder of this document is advised that information contained hereon reflects the Company's findings at the time of its intervention only and within the limits of Client's instructions, if any. The Company's sole responsibility is to its Client and this document does not exonerate parties to a transaction from exercising all their rights and obligations under the transaction documents. This document cannot be reproduced except in full, without prior written approval of the Company. Any unauthorized alteration, forgery or falsification of the content or appearance of this document is unlawful and offenders may be prosecuted to the fullest extent of the law. Unless otherwise stated the results shown in this test report refer only to the sample(s) tested and such sample(s) are retained for 30 days only.
Attention: To check the authenticity of testing /inspection report & certificate, please contact us at telephone: (86-755) 8307 1443, or email: CN.Doccheck@sgs.com
Fuyong lab. Xinlong TechnoPark, Fengtang Road, Fuyong Subdistrict, Bao'an, Shenzhen, China 518103 t (86–755) 88663988 f (86–755) 26710594 www.sgsgroup.com.cn
中国·深圳·宝安区福永街道凤塘大道鑫龙科技园福永实验室 邮编: 518103 t (86–755) 88663988 f (86–755) 26710594 sgs.china@sgs.com
Member of the SGS Group (SGS SA)

		worst case is recorded in the report.
Final test	14	Charge + TX mode (U-NII-3) _Keep the EUT in continuously transmitting mode with all modulation types and being charged. All data rates for each modulation type have been tested and found the data rate @ 6Mbps is the worst case of IEEE 802.11a; data rate @ MCS0 is the worst case of IEEE 802.11n/ac/ax 20, Only the data of worst case is recorded in the report.

7.5.3 Test Setup Diagram

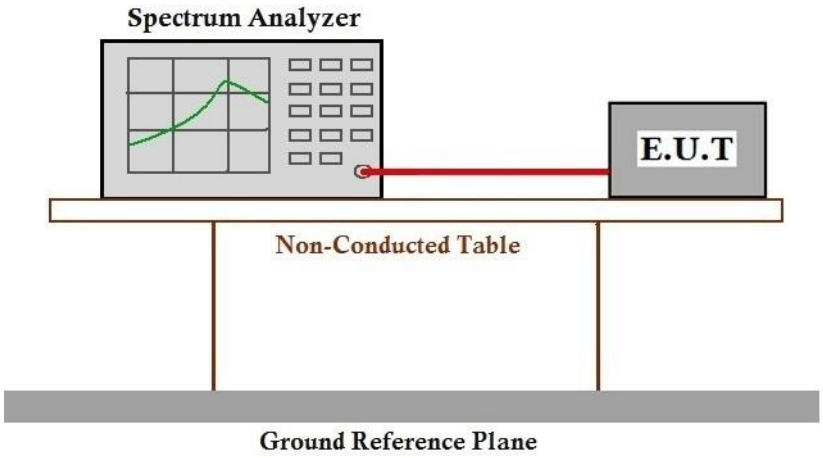

7.5.4 Measurement Procedure and Data

Please Refer to Appendix for Details

Unless otherwise agreed in writing, this document is issued by the Company subject to its General Conditions of Service printed overleaf, available on request or accessible at http://www.sgs.com/en/Terms-and-Conditions.aspx and, for electronic format documents, subject to Terms and Conditions for Electronic Documents at http://www.sgs.com/en/Terms-and-Conditions/Terms-e-Document.aspx. Attention is drawn to the limitation of liability, indemnification and jurisdiction issues defined therein. Any holder of this document is advised that information contained hereon reflects the Company's findings at the time of its intervention only and within the limits of Client's instructions, if any. The Company's sole responsibility is to its Client and this document does not exonerate parties to a transaction from exercising all their rights and obligations under the transaction documents. This document cannot be reproduced except in full, without prior written approval of the Company. Any unauthorized alteration, forgery or falsification of the content or appearance of this document is unlawful and offenders may be prosecuted to the fullest extent of the law. Unless otherwise stated the results shown in this test report refer only to the sample(s) tested and such sample(s) are retained for 30 days only.
Attention: To check the authenticity of testing /inspection report & certificate, please contact us at telephone: (86-755) 8307 1443, or email: CN.Doccheck@sgs.com
Fuyong lab. Xinlong TechnoPark, Fengtang Road, Fuyong Subdistrict, Bao'an, Shenzhen, China 518103 t (86–755) 88663988 f (86–755) 26710594 www.sgsgroup.com.cn
中国·深圳·宝安区福永街道凤塘大道鑫龙科技园福永实验室 邮编: 518103 t (86–755) 88663988 f (86–755) 26710594 sgs.china@sgs.com
Member of the SGS Group (SGS SA)

7.6 99% Bandwidth

Test Requirement ANSI C63.10-2020+Cor.1-2023 Section 12.5.3
Test Method: ANSI C63.10-2020+Cor.1-2023 Section 6.9.3
Test Engineer: Ian Li

7.6.1 E.U.T. Operation

Operating Environment:
Temperature: 23.6 °C Humidity: 48.9 % RH Atmospheric Pressure: 1000 mbar

7.6.2 Test Mode Description

Pre-scan / Final test	Mode Code	Description
Final test	06	TX mode (U-NII-1)_Keep the EUT in continuously transmitting mode with all modulation types. All data rates for each modulation type have been tested and found the data rate @ 6Mbps is the worst case of IEEE 802.11a; data rate @ MCS0 is the worst case of IEEE 802.11n/ac/ax 20, Only the data of worst case is recorded in the report.
Final test	07	TX mode (U-NII-2A) _Keep the EUT in continuously transmitting mode with all modulation types. All data rates for each modulation type have been tested and found the data rate @ 6Mbps is the worst case of IEEE 802.11a; data rate @ MCS0 is the worst case of IEEE 802.11n/ac/ax 20, Only the data of worst case is recorded in the report.
Final test	08	TX mode (U-NII-2C) _Keep the EUT in continuously transmitting mode with all modulation types. All data rates for each modulation type have been tested and found the data rate @ 6Mbps is the worst case of IEEE 802.11a; data rate @ MCS0 is the worst case of IEEE 802.11n/ac/ax 20, Only the data of worst case is recorded in the report.
Final test	09	TX mode (U-NII-3) _Keep the EUT in continuously transmitting mode with all modulation types. All data rates for each modulation type have been tested and found the data rate @ 6Mbps is the worst case of IEEE 802.11a; data rate @ MCS0 is the worst case of IEEE 802.11n/ac/ax 20, Only the data of worst case is recorded in the report.
Final test	11	Charge + TX mode (U-NII-1) _Keep the EUT in continuously transmitting mode with all modulation types and being charged. All data rates for each modulation type have been tested and found the data rate @ 6Mbps is the worst case of IEEE 802.11a; data rate @ MCS0 is the worst case of IEEE 802.11n/ac/ax 20, Only the data of worst case is recorded in the report.
Final test	12	Charge + TX mode (U-NII-2A) _Keep the EUT in continuously transmitting mode with all modulation types and being charged. All data rates for each modulation type have been tested and found the data rate @ 6Mbps is the worst case of IEEE 802.11a; data rate @ MCS0 is the worst case of IEEE 802.11n/ac/ax 20, Only the data of worst case is recorded in the report.
Final test	13	Charge + TX mode (U-NII-2C) _Keep the EUT in continuously transmitting mode with all modulation types and being charged. All data rates for each modulation type have been tested and found the data rate @ 6Mbps is the worst case of IEEE 802.11a; data rate @ MCS0 is the worst case of IEEE 802.11n/ac/ax 20. Only the data of

Unless otherwise agreed in writing, this document is issued by the Company subject to its General Conditions of Service printed overleaf, available on request or accessible at http://www.sgs.com/en/Terms-and-Conditions.aspx and, for electronic format documents, subject to Terms and Conditions for Electronic Documents at http://www.sgs.com/en/Terms-and-Conditions/Terms-e-Document.aspx. Attention is drawn to the limitation of liability, indemnification and jurisdiction issues defined therein. Any holder of this document is advised that information contained hereon reflects the Company's findings at the time of its intervention only and within the limits of Client's instructions, if any. The Company's sole responsibility is to its Client and this document does not exonerate parties to a transaction from exercising all their rights and obligations under the transaction documents. This document cannot be reproduced except in full, without prior written approval of the Company. Any unauthorized alteration, forgery or falsification of the content or appearance of this document is unlawful and offenders may be prosecuted to the fullest extent of the law. Unless otherwise stated the results shown in this test report refer only to the sample(s) tested and such sample(s) are retained for 30 days only.
Attention: To check the authenticity of testing /inspection report & certificate, please contact us at telephone: (86-755) 8307 1443, or email: CN.Doccheck@sgs.com
Fuyong lab. Xinlong TechnoPark, Fengtang Road, Fuyong Subdistrict, Bao'an, Shenzhen, China 518103 t (86–755) 88663988 f (86–755) 26710594 www.sgsgroup.com.cn
中国·深圳·宝安区福永街道凤塘大道鑫龙科技园福永实验室 邮编: 518103 t (86–755) 88663988 f (86–755) 26710594 sgs.china@sgs.com
Member of the SGS Group (SGS SA)

		worst case is recorded in the report.
Final test	14	Charge + TX mode (U-NII-3) _Keep the EUT in continuously transmitting mode with all modulation types and being charged. All data rates for each modulation type have been tested and found the data rate @ 6Mbps is the worst case of IEEE 802.11a; data rate @ MCS0 is the worst case of IEEE 802.11n/ac/ax 20, Only the data of worst case is recorded in the report.

7.6.3 Test Setup Diagram

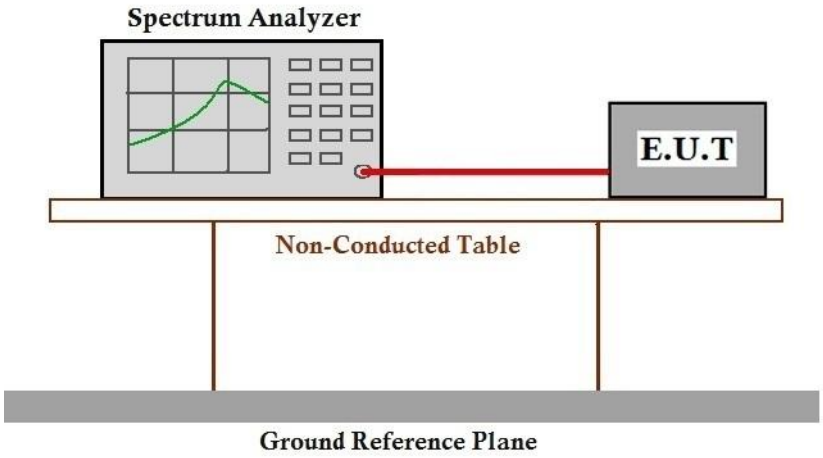

7.6.4 Measurement Procedure and Data

Please Refer to Appendix for Details

Unless otherwise agreed in writing, this document is issued by the Company subject to its General Conditions of Service printed overleaf, available on request or accessible at http://www.sgs.com/en/Terms-and-Conditions.aspx and, for electronic format documents, subject to Terms and Conditions for Electronic Documents at http://www.sgs.com/en/Terms-and-Conditions/Terms-e-Document.aspx. Attention is drawn to the limitation of liability, indemnification and jurisdiction issues defined therein. Any holder of this document is advised that information contained hereon reflects the Company's findings at the time of its intervention only and within the limits of Client's instructions, if any. The Company's sole responsibility is to its Client and this document does not exonerate parties to a transaction from exercising all their rights and obligations under the transaction documents. This document cannot be reproduced except in full, without prior written approval of the Company. Any unauthorized alteration, forgery or falsification of the content or appearance of this document is unlawful and offenders may be prosecuted to the fullest extent of the law. Unless otherwise stated the results shown in this test report refer only to the sample(s) tested and such sample(s) are retained for 30 days only.
Attention: To check the authenticity of testing /inspection report & certificate, please contact us at telephone: (86-755) 8307 1443, or email: CN.Doccheck@sgs.com
Fuyong lab. Xinlong TechnoPark, Fengtang Road, Fuyong Subdistrict, Bao'an, Shenzhen, China 518103 t (86–755) 88663988 f (86–755) 26710594 www.sgsgroup.com.cn
中国・深圳・宝安区福永街道凤塘大道鑫龙科技园福永实验室 邮编: 518103 t (86–755) 88663988 f (86–755) 26710594 sgs.china@sgs.com
Member of the SGS Group (SGS SA)

7.7 26dB Emission Bandwidth

Test Requirement 47 CFR Part 15, Subpart E 15.407 (a)
Test Method: ANSI C63.10-2020+Cor.1-2023 Section 12.5.2
Test Engineer: Ian Li

7.7.1 E.U.T. Operation

Operating Environment:
Temperature: 23.6 °C Humidity: 48.9 % RH Atmospheric Pressure: 1000 mbar

7.7.2 Test Mode Description

Pre-scan / Final test	Mode Code	Description
Final test	06	TX mode (U-NII-1)_Keep the EUT in continuously transmitting mode with all modulation types. All data rates for each modulation type have been tested and found the data rate @ 6Mbps is the worst case of IEEE 802.11a; data rate @ MCS0 is the worst case of IEEE 802.11n/ac/ax 20, Only the data of worst case is recorded in the report.
Final test	07	TX mode (U-NII-2A) _Keep the EUT in continuously transmitting mode with all modulation types. All data rates for each modulation type have been tested and found the data rate @ 6Mbps is the worst case of IEEE 802.11a; data rate @ MCS0 is the worst case of IEEE 802.11n/ac/ax 20, Only the data of worst case is recorded in the report.
Final test	08	TX mode (U-NII-2C) _Keep the EUT in continuously transmitting mode with all modulation types. All data rates for each modulation type have been tested and found the data rate @ 6Mbps is the worst case of IEEE 802.11a; data rate @ MCS0 is the worst case of IEEE 802.11n/ac/ax 20, Only the data of worst case is recorded in the report.
Final test	09	TX mode (U-NII-3) _Keep the EUT in continuously transmitting mode with all modulation types. All data rates for each modulation type have been tested and found the data rate @ 6Mbps is the worst case of IEEE 802.11a; data rate @ MCS0 is the worst case of IEEE 802.11n/ac/ax 20, Only the data of worst case is recorded in the report.
Final test	11	Charge + TX mode (U-NII-1) _Keep the EUT in continuously transmitting mode with all modulation types and being charged. All data rates for each modulation type have been tested and found the data rate @ 6Mbps is the worst case of IEEE 802.11a; data rate @ MCS0 is the worst case of IEEE 802.11n/ac/ax 20, Only the data of worst case is recorded in the report.
Final test	12	Charge + TX mode (U-NII-2A) _Keep the EUT in continuously transmitting mode with all modulation types and being charged. All data rates for each modulation type have been tested and found the data rate @ 6Mbps is the worst case of IEEE 802.11a; data rate @ MCS0 is the worst case of IEEE 802.11n/ac/ax 20, Only the data of worst case is recorded in the report.
Final test	13	Charge + TX mode (U-NII-2C) _Keep the EUT in continuously transmitting mode with all modulation types and being charged. All data rates for each modulation type have been tested and found the data rate @ 6Mbps is the worst case of IEEE 802.11a; data rate @ MCS0 is the worst case of IEEE 802.11n/ac/ax 20. Only the data of

Unless otherwise agreed in writing, this document is issued by the Company subject to its General Conditions of Service printed overleaf, available on request or accessible at http://www.sgs.com/en/Terms-and-Conditions.aspx and, for electronic format documents, subject to Terms and Conditions for Electronic Documents at http://www.sgs.com/en/Terms-and-Conditions/Terms-e-Document.aspx. Attention is drawn to the limitation of liability, indemnification and jurisdiction issues defined therein. Any holder of this document is advised that information contained hereon reflects the Company's findings at the time of its intervention only and within the limits of Client's instructions, if any. The Company's sole responsibility is to its Client and this document does not exonerate parties to a transaction from exercising all their rights and obligations under the transaction documents. This document cannot be reproduced except in full, without prior written approval of the Company. Any unauthorized alteration, forgery or falsification of the content or appearance of this document is unlawful and offenders may be prosecuted to the fullest extent of the law. Unless otherwise stated the results shown in this test report refer only to the sample(s) tested and such sample(s) are retained for 30 days only.
Attention: To check the authenticity of testing /inspection report & certificate, please contact us at telephone: (86-755) 8307 1443, or email: CN.Doccheck@sgs.com
Fuyong lab. Xinlong TechnoPark, Fengtang Road, Fuyong Subdistrict, Bao'an, Shenzhen, China 518103 t (86–755) 88663988 f (86–755) 26710594 www.sgsgroup.com.cn
中国·深圳·宝安区福永街道凤塘大道鑫龙科技园福永实验室 邮编: 518103 t (86–755) 88663988 f (86–755) 26710594 sgs.china@sgs.com
Member of the SGS Group (SGS SA)

		worst case is recorded in the report.
Final test	14	Charge + TX mode (U-NII-3) _Keep the EUT in continuously transmitting mode with all modulation types and being charged. All data rates for each modulation type have been tested and found the data rate @ 6Mbps is the worst case of IEEE 802.11a; data rate @ MCS0 is the worst case of IEEE 802.11n/ac/ax 20, Only the data of worst case is recorded in the report.

7.7.3 Test Setup Diagram

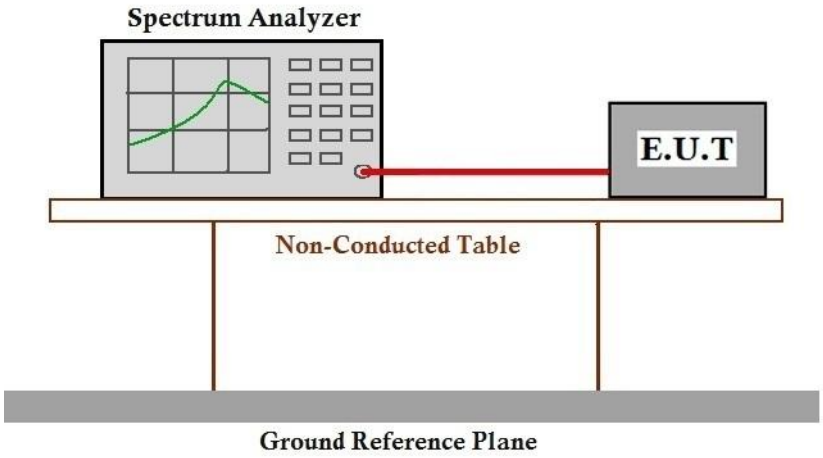

7.7.4 Measurement Procedure and Data

Please Refer to Appendix for Details

Unless otherwise agreed in writing, this document is issued by the Company subject to its General Conditions of Service printed overleaf, available on request or accessible at http://www.sgs.com/en/Terms-and-Conditions.aspx and, for electronic format documents, subject to Terms and Conditions for Electronic Documents at http://www.sgs.com/en/Terms-and-Conditions/Terms-e-Document.aspx. Attention is drawn to the limitation of liability, indemnification and jurisdiction issues defined therein. Any holder of this document is advised that information contained hereon reflects the Company's findings at the time of its intervention only and within the limits of Client's instructions, if any. The Company's sole responsibility is to its Client and this document does not exonerate parties to a transaction from exercising all their rights and obligations under the transaction documents. This document cannot be reproduced except in full, without prior written approval of the Company. Any unauthorized alteration, forgery or falsification of the content or appearance of this document is unlawful and offenders may be prosecuted to the fullest extent of the law. Unless otherwise stated the results shown in this test report refer only to the sample(s) tested and such sample(s) are retained for 30 days only.
Attention: To check the authenticity of testing /inspection report & certificate, please contact us at telephone: (86-755) 8307 1443, or email: CN.Doccheck@sgs.com
Fuyong lab. Xinlong TechnoPark, Fengtang Road, Fuyong Subdistrict, Bao'an, Shenzhen, China 518103 t (86–755) 88663988 f (86–755) 26710594 www.sgsgroup.com.cn
中国·深圳·宝安区福永街道凤塘大道鑫龙科技园福永实验室 邮编: 518103 t (86–755) 88663988 f (86–755) 26710594 sgs.china@sgs.com
Member of the SGS Group (SGS SA)

7.8 Minimum 6 dB Bandwidth (5.725-5.85 GHz band)

Test Requirement 47 CFR Part 15, Subpart E 15.407 (e)
Test Method: ANSI C63.10-2020+Cor.1-2023 Section 12.5.1
Test Engineer: Ian Li

Limit:

Frequency band(MHz)	Limit
5725-5850	⩾500 kHz

7.8.1 E.U.T. Operation

Operating Environment:
Temperature: 23.6 °C Humidity: 48.9 % RH Atmospheric Pressure: 1000 mbar

7.8.2 Test Mode Description

Pre-scan / Final test	Mode Code	Description
Final test	09	TX mode (U-NII-3) _Keep the EUT in continuously transmitting mode with all modulation types. All data rates for each modulation type have been tested and found the data rate @ 6Mbps is the worst case of IEEE 802.11a; data rate @ MCS0 is the worst case of IEEE 802.11n/ac/ax 20, Only the data of worst case is recorded in the report.
Final test	14	Charge + TX mode (U-NII-3) _Keep the EUT in continuously transmitting mode with all modulation types and being charged. All data rates for each modulation type have been tested and found the data rate @ 6Mbps is the worst case of IEEE 802.11a; data rate @ MCS0 is the worst case of IEEE 802.11n/ac/ax 20, Only the data of worst case is recorded in the report.

Unless otherwise agreed in writing, this document is issued by the Company subject to its General Conditions of Service printed overleaf, available on request or accessible at http://www.sgs.com/en/Terms-and-Conditions.aspx and, for electronic format documents, subject to Terms and Conditions for Electronic Documents at http://www.sgs.com/en/Terms-and-Conditions/Terms-e-Document.aspx. Attention is drawn to the limitation of liability, indemnification and jurisdiction issues defined therein. Any holder of this document is advised that information contained hereon reflects the Company's findings at the time of its intervention only and within the limits of Client's instructions, if any. The Company's sole responsibility is to its Client and this document does not exonerate parties to a transaction from exercising all their rights and obligations under the transaction documents. This document cannot be reproduced except in full, without prior written approval of the Company. Any unauthorized alteration, forgery or falsification of the content or appearance of this document is unlawful and offenders may be prosecuted to the fullest extent of the law. Unless otherwise stated the results shown in this test report refer only to the sample(s) tested and such sample(s) are retained for 30 days only.
Attention: To check the authenticity of testing /inspection report & certificate, please contact us at telephone: (86-755) 8307 1443, or email: CN.Doccheck@sgs.com
Fuyong lab. Xinlong TechnoPark, Fengtang Road, Fuyong Subdistrict, Bao'an, Shenzhen, China 518103 t (86–755) 88663988 f (86–755) 26710594 www.sgsgroup.com.cn
中国·深圳·宝安区福永街道凤塘大道鑫龙科技园福永实验室 邮编: 518103 t (86–755) 88663988 f (86–755) 26710594 sgs.china@sgs.com
Member of the SGS Group (SGS SA)

7.8.3 Test Setup Diagram

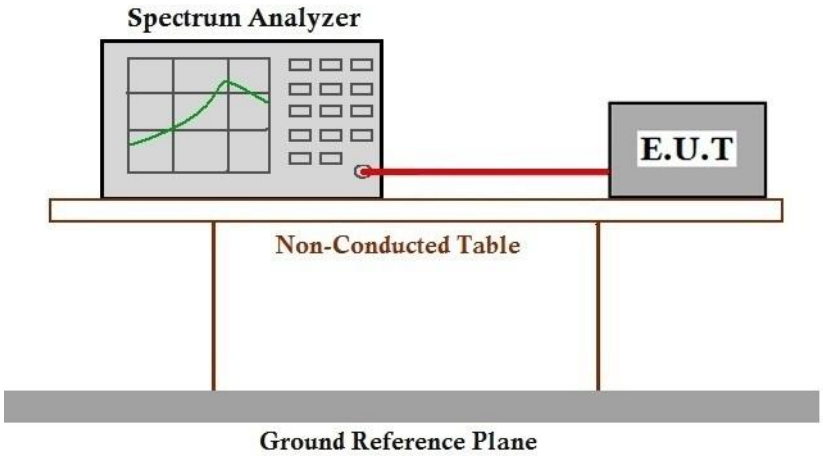

7.8.4 Measurement Procedure and Data

Please Refer to Appendix for Details

Unless otherwise agreed in writing, this document is issued by the Company subject to its General Conditions of Service printed overleaf, available on request or accessible at http://www.sgs.com/en/Terms-and-Conditions.aspx and, for electronic format documents, subject to Terms and Conditions for Electronic Documents at http://www.sgs.com/en/Terms-and-Conditions/Terms-e-Document.aspx. Attention is drawn to the limitation of liability, indemnification and jurisdiction issues defined therein. Any holder of this document is advised that information contained hereon reflects the Company's findings at the time of its intervention only and within the limits of Client's instructions, if any. The Company's sole responsibility is to its Client and this document does not exonerate parties to a transaction from exercising all their rights and obligations under the transaction documents. This document cannot be reproduced except in full, without prior written approval of the Company. Any unauthorized alteration, forgery or falsification of the content or appearance of this document is unlawful and offenders may be prosecuted to the fullest extent of the law. Unless otherwise stated the results shown in this test report refer only to the sample(s) tested and such sample(s) are retained for 30 days only.
Attention: To check the authenticity of testing /inspection report & certificate, please contact us at telephone: (86-755) 8307 1443, or email: CN.Doccheck@sgs.com
Fuyong lab. Xinlong TechnoPark, Fengtang Road, Fuyong Subdistrict, Bao'an, Shenzhen, China 518103 t (86–755) 88663988 f (86–755) 26710594 www.sgsgroup.com.cn
中国·深圳·宝安区福永街道凤塘大道鑫龙科技园福永实验室 邮编: 518103 t (86–755) 88663988 f (86–755) 26710594 sgs.china@sgs.com
Member of the SGS Group (SGS SA)

7.9 Maximum Conducted Output Power

Test Requirement 47 CFR Part 15, Subpart E 15.407 (a)
Test Method: ANSI C63.10-2020+Cor.1-2023 Section 12.4
Test Engineer: Ian Li

Limit:

Frequency band(MHz)	Limit
5150-5250	≤1W(30dBm) for master device
	≤250mW(24dBm) for client device
5250-5350	≤250mW(24dBm) or 11dBm+10logB*
5470-5725	≤250mW(24dBm) or 11dBm+10logB*
5725-5850	≤1W(30dBm)
Remark:	* Where B is the 26dB emission bandwidth in MHz. The maximum conducted output power must be measured over any interval of continuous transmission using instrumentation calibrated in terms of an rms-equivalent voltage.

7.9.1 E.U.T. Operation

Operating Environment:

Temperature: 23.6 °C Humidity: 48.9 % RH Atmospheric Pressure: 1000 mbar

7.9.2 Test Mode Description

Pre-scan / Final test	Mode Code	Description
Final test	06	TX mode (U-NII-1)_Keep the EUT in continuously transmitting mode with all modulation types. All data rates for each modulation type have been tested and found the data rate @ 6Mbps is the worst case of IEEE 802.11a; data rate @ MCS0 is the worst case of IEEE 802.11n/ac/ax 20, Only the data of worst case is recorded in the report.
Final test	07	TX mode (U-NII-2A) _Keep the EUT in continuously transmitting mode with all modulation types. All data rates for each modulation type have been tested and found the data rate @ 6Mbps is the worst case of IEEE 802.11a; data rate @ MCS0 is the worst case of IEEE 802.11n/ac/ax 20, Only the data of worst case is recorded in the report.
Final test	08	TX mode (U-NII-2C) _Keep the EUT in continuously transmitting mode with all modulation types. All data rates for each modulation type have been tested and found the data rate @ 6Mbps is the worst case of IEEE 802.11a; data rate @ MCS0 is the worst case of IEEE 802.11n/ac/ax 20, Only the data of worst case is recorded in the report.

Unless otherwise agreed in writing, this document is issued by the Company subject to its General Conditions of Service printed overleaf, available on request or accessible at http://www.sgs.com/en/Terms-and-Conditions.aspx and, for electronic format documents, subject to Terms and Conditions for Electronic Documents at http://www.sgs.com/en/Terms-and-Conditions/Terms-e-Document.aspx. Attention is drawn to the limitation of liability, indemnification and jurisdiction issues defined therein. Any holder of this document is advised that information contained hereon reflects the Company's findings at the time of its intervention only and within the limits of Client's instructions, if any. The Company's sole responsibility is to its Client and this document does not exonerate parties to a transaction from exercising all their rights and obligations under the transaction documents. This document cannot be reproduced except in full, without prior written approval of the Company. Any unauthorized alteration, forgery or falsification of the content or appearance of this document is unlawful and offenders may be prosecuted to the fullest extent of the law. Unless otherwise stated the results shown in this test report refer only to the sample(s) tested and such sample(s) are retained for 30 days only.
Attention: To check the authenticity of testing /inspection report & certificate, please contact us at telephone: (86-755) 8307 1443, or email: CN.Doccheck@sgs.com
Fuyong lab. Xinlong TechnoPark, Fengtang Road, Fuyong Subdistrict, Bao'an, Shenzhen, China 518103 t (86–755) 88663988 f (86–755) 26710594 www.sgsgroup.com.cn
中国・深圳・宝安区福永街道凤塘大道鑫龙科技园福永实验室 邮编: 518103 t (86–755) 88663988 f (86–755) 26710594 sgs.china@sgs.com
Member of the SGS Group (SGS SA)

Final test	09	TX mode (U-NII-3) _Keep the EUT in continuously transmitting mode with all modulation types. All data rates for each modulation type have been tested and found the data rate @ 6Mbps is the worst case of IEEE 802.11a; data rate @ MCS0 is the worst case of IEEE 802.11n/ac/ax 20, Only the data of worst case is recorded in the report.
Final test	11	Charge + TX mode (U-NII-1) _Keep the EUT in continuously transmitting mode with all modulation types and being charged. All data rates for each modulation type have been tested and found the data rate @ 6Mbps is the worst case of IEEE 802.11a; data rate @ MCS0 is the worst case of IEEE 802.11n/ac/ax 20, Only the data of worst case is recorded in the report.
Final test	12	Charge + TX mode (U-NII-2A) _Keep the EUT in continuously transmitting mode with all modulation types and being charged. All data rates for each modulation type have been tested and found the data rate @ 6Mbps is the worst case of IEEE 802.11a; data rate @ MCS0 is the worst case of IEEE 802.11n/ac/ax 20, Only the data of worst case is recorded in the report.
Final test	13	Charge + TX mode (U-NII-2C) _Keep the EUT in continuously transmitting mode with all modulation types and being charged. All data rates for each modulation type have been tested and found the data rate @ 6Mbps is the worst case of IEEE 802.11a; data rate @ MCS0 is the worst case of IEEE 802.11n/ac/ax 20. Only the data of worst case is recorded in the report.
Final test	14	Charge + TX mode (U-NII-3) _Keep the EUT in continuously transmitting mode with all modulation types and being charged. All data rates for each modulation type have been tested and found the data rate @ 6Mbps is the worst case of IEEE 802.11a; data rate @ MCS0 is the worst case of IEEE 802.11n/ac/ax 20, Only the data of worst case is recorded in the report.

Unless otherwise agreed in writing, this document is issued by the Company subject to its General Conditions of Service printed overleaf, available on request or accessible at http://www.sgs.com/en/Terms-and-Conditions.aspx and, for electronic format documents, subject to Terms and Conditions for Electronic Documents at http://www.sgs.com/en/Terms-and-Conditions/Terms-e-Document.aspx. Attention is drawn to the limitation of liability, indemnification and jurisdiction issues defined therein. Any holder of this document is advised that information contained hereon reflects the Company's findings at the time of its intervention only and within the limits of Client's instructions, if any. The Company's sole responsibility is to its Client and this document does not exonerate parties to a transaction from exercising all their rights and obligations under the transaction documents. This document cannot be reproduced except in full, without prior written approval of the Company. Any unauthorized alteration, forgery or falsification of the content or appearance of this document is unlawful and offenders may be prosecuted to the fullest extent of the law. Unless otherwise stated the results shown in this test report refer only to the sample(s) tested and such sample(s) are retained for 30 days only.
Attention: To check the authenticity of testing /inspection report & certificate, please contact us at telephone: (86-755) 8307 1443, or email: CN.Doccheck@sgs.com
Fuyong lab. Xinlong TechnoPark, Fengtang Road, Fuyong Subdistrict, Bao'an, Shenzhen, China 518103 t (86–755) 88663988 f (86–755) 26710594 www.sgsgroup.com.cn
中国·深圳·宝安区福永街道凤塘大道鑫龙科技园福永实验室 邮编: 518103 t (86–755) 88663988 f (86–755) 26710594 sgs.china@sgs.com
Member of the SGS Group (SGS SA)

7.9.3 Test Setup Diagram

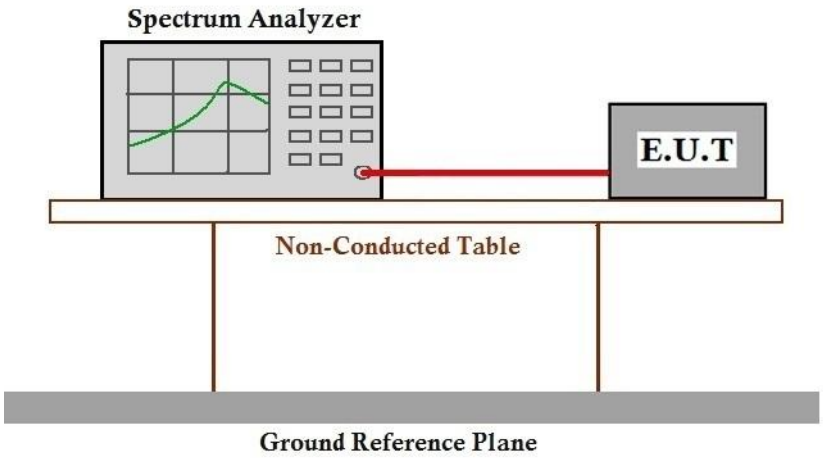

7.9.4 Measurement Procedure and Data

Note: Since the verify power the same operating range bandwidth and smaller power can be covered by the higher power.

AV Output power Level = Reading level +Cable loss + DCCF

Please Refer to Appendix for Details

Unless otherwise agreed in writing, this document is issued by the Company subject to its General Conditions of Service printed overleaf, available on request or accessible at http://www.sgs.com/en/Terms-and-Conditions.aspx and, for electronic format documents, subject to Terms and Conditions for Electronic Documents at http://www.sgs.com/en/Terms-and-Conditions/Terms-e-Document.aspx. Attention is drawn to the limitation of liability, indemnification and jurisdiction issues defined therein. Any holder of this document is advised that information contained hereon reflects the Company's findings at the time of its intervention only and within the limits of Client's instructions, if any. The Company's sole responsibility is to its Client and this document does not exonerate parties to a transaction from exercising all their rights and obligations under the transaction documents. This document cannot be reproduced except in full, without prior written approval of the Company. Any unauthorized alteration, forgery or falsification of the content or appearance of this document is unlawful and offenders may be prosecuted to the fullest extent of the law. Unless otherwise stated the results shown in this test report refer only to the sample(s) tested and such sample(s) are retained for 30 days only.
Attention: To check the authenticity of testing /inspection report & certificate, please contact us at telephone: (86-755) 8307 1443, or email: CN.Doccheck@sgs.com
Fuyong lab. Xinlong TechnoPark, Fengtang Road, Fuyong Subdistrict, Bao'an, Shenzhen, China 518103 t (86–755) 88663988 f (86–755) 26710594 www.sgsgroup.com.cn
中国·深圳·宝安区福永街道凤塘大道鑫龙科技园福永实验室 邮编: 518103 t (86–755) 88663988 f (86–755) 26710594 sgs.china@sgs.com
Member of the SGS Group (SGS SA)

7.10 Power Spectral Density

Test Requirement 47 CFR Part 15, Subpart E 15.407 (a)
Test Method: ANSI C63.10-2020+Cor.1-2023 Section 12.6
Test Engineer: Ian Li

Limit:

Frequency band(MHz)	Limit
5150-5250	≤17dBm in 1MHz for master device
	≤11dBm in 1MHz for client device
5250-5350	≤11dBm in 1MHz for client device
5470-5725	≤11dBm in 1MHz for client device
5725-5850	≤30dBm in 500 kHz
Remark:	The maximum power spectral density is measured as a conducted emission by direct connection of a calibrated test instrument to the equipment under test.

7.10.1 E.U.T. Operation

Operating Environment:

Temperature: 23.6 °C Humidity: 48.9 % RH Atmospheric Pressure: 1000 mbar

7.10.2 Test Mode Description

Pre-scan / Final test	Mode Code	Description
Final test	06	TX mode (U-NII-1)_Keep the EUT in continuously transmitting mode with all modulation types. All data rates for each modulation type have been tested and found the data rate @ 6Mbps is the worst case of IEEE 802.11a; data rate @ MCS0 is the worst case of IEEE 802.11n/ac/ax 20, Only the data of worst case is recorded in the report.
Final test	07	TX mode (U-NII-2A) _Keep the EUT in continuously transmitting mode with all modulation types. All data rates for each modulation type have been tested and found the data rate @ 6Mbps is the worst case of IEEE 802.11a; data rate @ MCS0 is the worst case of IEEE 802.11n/ac/ax 20, Only the data of worst case is recorded in the report.
Final test	08	TX mode (U-NII-2C) _Keep the EUT in continuously transmitting mode with all modulation types. All data rates for each modulation type have been tested and found the data rate @ 6Mbps is the worst case of IEEE 802.11a; data rate @ MCS0 is the worst case of IEEE 802.11n/ac/ax 20, Only the data of worst case is recorded in the report.
Final test	09	TX mode (U-NII-3) _Keep the EUT in continuously transmitting mode with all modulation types. All data rates for each modulation type have been tested and found the data rate @ 6Mbps is the worst case of IEEE 802.11a; data rate @ MCS0

Unless otherwise agreed in writing, this document is issued by the Company subject to its General Conditions of Service printed overleaf, available on request or accessible at http://www.sgs.com/en/Terms-and-Conditions.aspx and, for electronic format documents, subject to Terms and Conditions for Electronic Documents at http://www.sgs.com/en/Terms-and-Conditions/Terms-e-Document.aspx. Attention is drawn to the limitation of liability, indemnification and jurisdiction issues defined therein. Any holder of this document is advised that information contained hereon reflects the Company's findings at the time of its intervention only and within the limits of Client's instructions, if any. The Company's sole responsibility is to its Client and this document does not exonerate parties to a transaction from exercising all their rights and obligations under the transaction documents. This document cannot be reproduced except in full, without prior written approval of the Company. Any unauthorized alteration, forgery or falsification of the content or appearance of this document is unlawful and offenders may be prosecuted to the fullest extent of the law. Unless otherwise stated the results shown in this test report refer only to the sample(s) tested and such sample(s) are retained for 30 days only.
Attention: To check the authenticity of testing /inspection report & certificate, please contact us at telephone: (86-755) 8307 1443, or email: CN.Doccheck@sgs.com
Fuyong lab. Xinlong TechnoPark, Fengtang Road, Fuyong Subdistrict, Bao'an, Shenzhen, China 518103 t (86–755) 88663988 f (86–755) 26710594 www.sgsgroup.com.cn
中国·深圳·宝安区福永街道凤塘大道鑫龙科技园福永实验室 邮编: 518103 t (86–755) 88663988 f (86–755) 26710594 sgs.china@sgs.com
Member of the SGS Group (SGS SA)

		is the worst case of IEEE 802.11n/ac/ax 20, Only the data of worst case is recorded in the report.
Final test	11	Charge + TX mode (U-NII-1) _Keep the EUT in continuously transmitting mode with all modulation types and being charged. All data rates for each modulation type have been tested and found the data rate @ 6Mbps is the worst case of IEEE 802.11a; data rate @ MCS0 is the worst case of IEEE 802.11n/ac/ax 20, Only the data of worst case is recorded in the report.
Final test	12	Charge + TX mode (U-NII-2A) _Keep the EUT in continuously transmitting mode with all modulation types and being charged. All data rates for each modulation type have been tested and found the data rate @ 6Mbps is the worst case of IEEE 802.11a; data rate @ MCS0 is the worst case of IEEE 802.11n/ac/ax 20, Only the data of worst case is recorded in the report.
Final test	13	Charge + TX mode (U-NII-2C) _Keep the EUT in continuously transmitting mode with all modulation types and being charged. All data rates for each modulation type have been tested and found the data rate @ 6Mbps is the worst case of IEEE 802.11a; data rate @ MCS0 is the worst case of IEEE 802.11n/ac/ax 20. Only the data of worst case is recorded in the report.
Final test	14	Charge + TX mode (U-NII-3) _Keep the EUT in continuously transmitting mode with all modulation types and being charged. All data rates for each modulation type have been tested and found the data rate @ 6Mbps is the worst case of IEEE 802.11a; data rate @ MCS0 is the worst case of IEEE 802.11n/ac/ax 20, Only the data of worst case is recorded in the report.

7.10.3 Test Setup Diagram

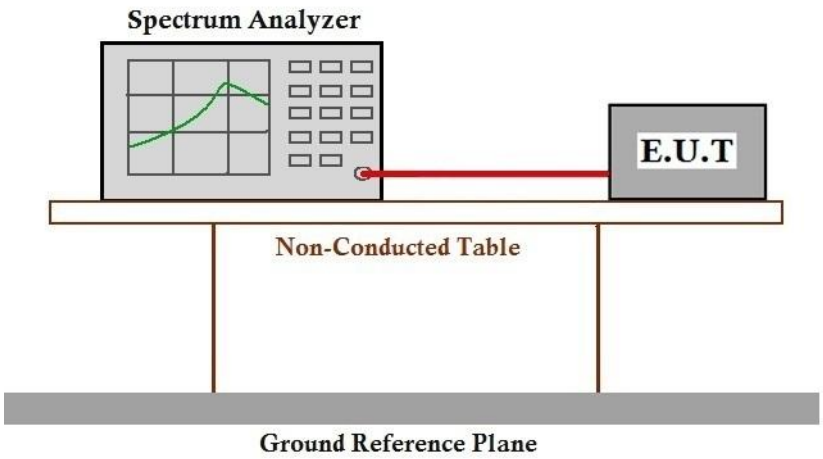

7.10.4 Measurement Procedure and Data

RBW conversion factor from 300kHz to 500kHz (2.22dB) for UNII Band 3 has been considered.

Please Refer to Appendix for Details

Unless otherwise agreed in writing, this document is issued by the Company subject to its General Conditions of Service printed overleaf, available on request or accessible at http://www.sgs.com/en/Terms-and-Conditions.aspx and, for electronic format documents, subject to Terms and Conditions for Electronic Documents at http://www.sgs.com/en/Terms-and-Conditions/Terms-e-Document.aspx. Attention is drawn to the limitation of liability, indemnification and jurisdiction issues defined therein. Any holder of this document is advised that information contained hereon reflects the Company's findings at the time of its intervention only and within the limits of Client's instructions, if any. The Company's sole responsibility is to its Client and this document does not exonerate parties to a transaction from exercising all their rights and obligations under the transaction documents. This document cannot be reproduced except in full, without prior written approval of the Company. Any unauthorized alteration, forgery or falsification of the content or appearance of this document is unlawful and offenders may be prosecuted to the fullest extent of the law. Unless otherwise stated the results shown in this test report refer only to the sample(s) tested and such sample(s) are retained for 30 days only.
Attention: To check the authenticity of testing /inspection report & certificate, please contact us at telephone: (86-755) 8307 1443, or email: CN.Doccheck@sgs.com
Fuyong lab. Xinlong TechnoPark, Fengtang Road, Fuyong Subdistrict, Bao'an, Shenzhen, China 518103 t (86–755) 88663988 f (86–755) 26710594 www.sgsgroup.com.cn
中国·深圳·宝安区福永街道凤塘大道鑫龙科技园福永实验室 邮编: 518103 t (86–755) 88663988 f (86–755) 26710594 sgs.china@sgs.com
Member of the SGS Group (SGS SA)

7.11 Frequency Stability

Test Requirement 47 CFR Part 15, Subpart E 15.407 (g)
Test Method: ANSI C63.10-2020+Cor.1-2023 Section 6.8
Test Engineer: Ian Li

7.11.1 E.U.T. Operation

Operating Environment:
Temperature: 23.6 °C Humidity: 48.9 % RH Atmospheric Pressure: 1000 mbar

7.11.2 Test Mode Description

Pre-scan / Final test	Mode Code	Description
Final test	06	TX mode (U-NII-1)_Keep the EUT in continuously transmitting mode with all modulation types. All data rates for each modulation type have been tested and found the data rate @ 6Mbps is the worst case of IEEE 802.11a; data rate @ MCS0 is the worst case of IEEE 802.11n/ac/ax 20, Only the data of worst case is recorded in the report.
Final test	07	TX mode (U-NII-2A) _Keep the EUT in continuously transmitting mode with all modulation types. All data rates for each modulation type have been tested and found the data rate @ 6Mbps is the worst case of IEEE 802.11a; data rate @ MCS0 is the worst case of IEEE 802.11n/ac/ax 20, Only the data of worst case is recorded in the report.
Final test	08	TX mode (U-NII-2C) _Keep the EUT in continuously transmitting mode with all modulation types. All data rates for each modulation type have been tested and found the data rate @ 6Mbps is the worst case of IEEE 802.11a; data rate @ MCS0 is the worst case of IEEE 802.11n/ac/ax 20, Only the data of worst case is recorded in the report.
Final test	09	TX mode (U-NII-3) _Keep the EUT in continuously transmitting mode with all modulation types. All data rates for each modulation type have been tested and found the data rate @ 6Mbps is the worst case of IEEE 802.11a; data rate @ MCS0 is the worst case of IEEE 802.11n/ac/ax 20, Only the data of worst case is recorded in the report.
Final test	11	Charge + TX mode (U-NII-1) _Keep the EUT in continuously transmitting mode with all modulation types and being charged. All data rates for each modulation type have been tested and found the data rate @ 6Mbps is the worst case of IEEE 802.11a; data rate @ MCS0 is the worst case of IEEE 802.11n/ac/ax 20, Only the data of worst case is recorded in the report.
Final test	12	Charge + TX mode (U-NII-2A) _Keep the EUT in continuously transmitting mode with all modulation types and being charged. All data rates for each modulation type have been tested and found the data rate @ 6Mbps is the worst case of IEEE 802.11a; data rate @ MCS0 is the worst case of IEEE 802.11n/ac/ax 20, Only the data of worst case is recorded in the report.
Final test	13	Charge + TX mode (U-NII-2C) _Keep the EUT in continuously transmitting mode with all modulation types and being charged. All data rates for each modulation type have been tested and found the data rate @ 6Mbps is the worst case of IEEE 802.11a; data rate @ MCS0 is the worst case of IEEE 802.11n/ac/ax 20. Only the data of

Unless otherwise agreed in writing, this document is issued by the Company subject to its General Conditions of Service printed overleaf, available on request or accessible at http://www.sgs.com/en/Terms-and-Conditions.aspx and, for electronic format documents, subject to Terms and Conditions for Electronic Documents at http://www.sgs.com/en/Terms-and-Conditions/Terms-e-Document.aspx. Attention is drawn to the limitation of liability, indemnification and jurisdiction issues defined therein. Any holder of this document is advised that information contained hereon reflects the Company's findings at the time of its intervention only and within the limits of Client's instructions, if any. The Company's sole responsibility is to its Client and this document does not exonerate parties to a transaction from exercising all their rights and obligations under the transaction documents. This document cannot be reproduced except in full, without prior written approval of the Company. Any unauthorized alteration, forgery or falsification of the content or appearance of this document is unlawful and offenders may be prosecuted to the fullest extent of the law. Unless otherwise stated the results shown in this test report refer only to the sample(s) tested and such sample(s) are retained for 30 days only.
Attention: To check the authenticity of testing /inspection report & certificate, please contact us at telephone: (86-755) 8307 1443, or email: CN.Doccheck@sgs.com
Fuyong lab. Xinlong TechnoPark, Fengtang Road, Fuyong Subdistrict, Bao'an, Shenzhen, China 518103 t (86–755) 88663988 f (86–755) 26710594 www.sgsgroup.com.cn
中国·深圳·宝安区福永街道凤塘大道鑫龙科技园福永实验室 邮编: 518103 t (86–755) 88663988 f (86–755) 26710594 sgs.china@sgs.com
Member of the SGS Group (SGS SA)

		worst case is recorded in the report.
Final test	14	Charge + TX mode (U-NII-3) _Keep the EUT in continuously transmitting mode with all modulation types and being charged. All data rates for each modulation type have been tested and found the data rate @ 6Mbps is the worst case of IEEE 802.11a; data rate @ MCS0 is the worst case of IEEE 802.11n/ac/ax 20, Only the data of worst case is recorded in the report.

7.11.3 Test Setup Diagram

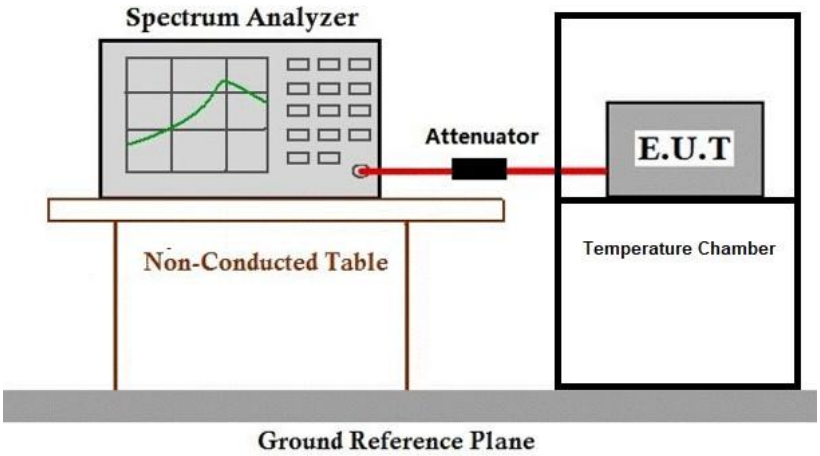

7.11.4 Measurement Procedure and Data

Please Refer to Appendix for Details

Unless otherwise agreed in writing, this document is issued by the Company subject to its General Conditions of Service printed overleaf, available on request or accessible at http://www.sgs.com/en/Terms-and-Conditions.aspx and, for electronic format documents, subject to Terms and Conditions for Electronic Documents at http://www.sgs.com/en/Terms-and-Conditions/Terms-e-Document.aspx. Attention is drawn to the limitation of liability, indemnification and jurisdiction issues defined therein. Any holder of this document is advised that information contained hereon reflects the Company's findings at the time of its intervention only and within the limits of Client's instructions, if any. The Company's sole responsibility is to its Client and this document does not exonerate parties to a transaction from exercising all their rights and obligations under the transaction documents. This document cannot be reproduced except in full, without prior written approval of the Company. Any unauthorized alteration, forgery or falsification of the content or appearance of this document is unlawful and offenders may be prosecuted to the fullest extent of the law. Unless otherwise stated the results shown in this test report refer only to the sample(s) tested and such sample(s) are retained for 30 days only.
Attention: To check the authenticity of testing /inspection report & certificate, please contact us at telephone: (86-755) 8307 1443, or email: CN.Doccheck@sgs.com
Fuyong lab. Xinlong TechnoPark, Fengtang Road, Fuyong Subdistrict, Bao'an, Shenzhen, China 518103 t (86–755) 88663988 f (86–755) 26710594 www.sgsgroup.com.cn
中国·深圳·宝安区福永街道凤塘大道鑫龙科技园福永实验室 邮编: 518103 t (86–755) 88663988 f (86–755) 26710594 sgs.china@sgs.com
Member of the SGS Group (SGS SA)

7.12 Channel Move Time

Test Requirement KDB 905462 D02 Section 5.1
Test Method: KDB 905462 D02 Section 7.8.3
Test Engineer: Ian Li

Limit:

Test item	Limit	Applicability	
		Master Device or client with Radar Detection	Client without Radar Detection
Non-occupancy period	Minimum 30 minutes	Yes	Not required
Channel Availability Check Time	60 seconds	Yes	Not required
Channel Move Time	10 seconds See Note 1.	Yes	Yes
Channel Closing Transmission Time	200 milliseconds + an aggregate of 60 milliseconds over remaining 10 second period. See Notes 1 and 2.	Yes	Yes
U-NII Detection Bandwidth	Minimum 100% of the U-NII 99% transmission power bandwidth. See Note 3.	Yes	Not required

Note 1: Channel Move Time and the Channel Closing Transmission Time should be performed with Radar Type 0. The measurement timing begins at the end of the Radar Type 0 burst.

Note 2: The Channel Closing Transmission Time is comprised of 200 milliseconds starting at the beginning of the Channel Move Time plus any additional intermittent control signals required to facilitate a Channel move (an aggregate of 60 milliseconds) during the remainder of the 10 second period. The aggregate duration of control signals will not count quiet periods in between transmissions.

Note 3: During the U-NII Detection Bandwidth detection test, radar type 0 should be used. For each frequency step the minimum percentage of detection is 90 percent. Measurements are performed with no data traffic.

Unless otherwise agreed in writing, this document is issued by the Company subject to its General Conditions of Service printed overleaf, available on request or accessible at http://www.sgs.com/en/Terms-and-Conditions.aspx and, for electronic format documents, subject to Terms and Conditions for Electronic Documents at http://www.sgs.com/en/Terms-and-Conditions/Terms-e-Document.aspx. Attention is drawn to the limitation of liability, indemnification and jurisdiction issues defined therein. Any holder of this document is advised that information contained hereon reflects the Company's findings at the time of its intervention only and within the limits of Client's instructions, if any. The Company's sole responsibility is to its Client and this document does not exonerate parties to a transaction from exercising all their rights and obligations under the transaction documents. This document cannot be reproduced except in full, without prior written approval of the Company. Any unauthorized alteration, forgery or falsification of the content or appearance of this document is unlawful and offenders may be prosecuted to the fullest extent of the law. Unless otherwise stated the results shown in this test report refer only to the sample(s) tested and such sample(s) are retained for 30 days only.
Attention: To check the authenticity of testing /inspection report & certificate, please contact us at telephone: (86-755) 8307 1443, or email: CN.Doccheck@sgs.com
Fuyong lab. Xinlong TechnoPark, Fengtang Road, Fuyong Subdistrict, Bao'an, Shenzhen, China 518103 t (86–755) 88663988 f (86–755) 26710594 www.sgsgroup.com.cn
中国·深圳·宝安区福永街道凤塘大道鑫龙科技园福永实验室 邮编: 518103 t (86–755) 88663988 f (86–755) 26710594 sgs.china@sgs.com
Member of the SGS Group (SGS SA)

7.12.1 E.U.T. Operation

Operating Environment:

Temperature: 23.6 °C Humidity: 48.9 % RH Atmospheric Pressure: 1000 mbar

7.12.2 Test Mode Description

Pre-scan / Final test	Mode Code	Description
Final test	10	Normal operating_Keep the EUT communication with the companion device.

7.12.3 Test Setup Diagram

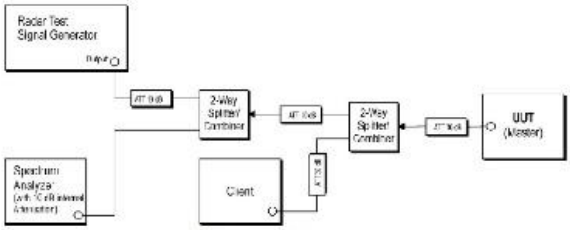

DFS Master

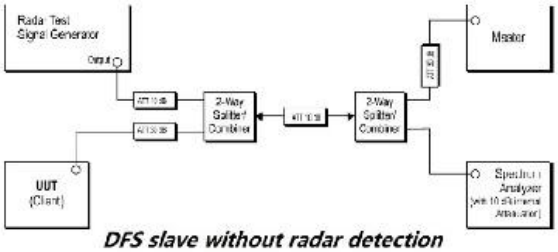

DFS slave without radar detection

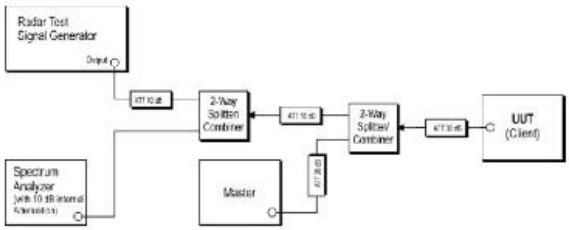

DFS slave with radar detection

Unless otherwise agreed in writing, this document is issued by the Company subject to its General Conditions of Service printed overleaf, available on request or accessible at http://www.sgs.com/en/Terms-and-Conditions.aspx and, for electronic format documents, subject to Terms and Conditions for Electronic Documents at http://www.sgs.com/en/Terms-and-Conditions/Terms-e-Document.aspx. Attention is drawn to the limitation of liability, indemnification and jurisdiction issues defined therein. Any holder of this document is advised that information contained hereon reflects the Company's findings at the time of its intervention only and within the limits of Client's instructions, if any. The Company's sole responsibility is to its Client and this document does not exonerate parties to a transaction from exercising all their rights and obligations under the transaction documents. This document cannot be reproduced except in full, without prior written approval of the Company. Any unauthorized alteration, forgery or falsification of the content or appearance of this document is unlawful and offenders may be prosecuted to the fullest extent of the law. Unless otherwise stated the results shown in this test report refer only to the sample(s) tested and such sample(s) are retained for 30 days only.
Attention: To check the authenticity of testing /inspection report & certificate, please contact us at telephone: (86-755) 8307 1443, or email: CN.Doccheck@sgs.com
Fuyong lab. Xinlong TechnoPark, Fengtang Road, Fuyong Subdistrict, Bao'an, Shenzhen, China 518103 t (86–755) 88663988 f (86–755) 26710594 www.sgsgroup.com.cn
中国・深圳・宝安区福永街道凤塘大道鑫龙科技园福永实验室 邮编: 518103 t (86–755) 88663988 f (86–755) 26710594 sgs.china@sgs.com
Member of the SGS Group (SGS SA)

7.12.4 Measurement Procedure and Data

1) The radar pulse generator is setup to provide a pulse at frequency that the master and client are operating. A type 0 radar pulse with a 1us pulse width and a 1428us PRI is used for the testing.

2) The vector signal generator is adjusted to provide the radar burst (18 pulses) at the level of approximately -61dBm at the antenna port of the master device.

3) A trigger is provided from the pulse generator to the DFS monitoring system in order to capture the traffic and the occurrence of the radar pulse.

4) EUT will associate with the master at channel. The file “iperf.exe” specified by the FCC is streamed from the PC 2 through the master and the client device to the PC 1 and played in full motion video using Media Player Classic Ver. 6.4.8.6 in order to properly load the network for the entire period of the test.

5) When radar burst with a level equal to the DFS Detection Threshold +1dB is generated on the operating channel of the U-NII device. At time T0 the radar waveform generator sends a burst of pulse of the radar waveform at Detection Threshold +1dB.

6) Observe the transmissions of the EUT at the end of the radar Burst on the Operating Channel. Measure and record the transmissions from the UUT during the observation time (Channel Move Time). One 15 seconds plot is reported for the Short Pulse Radar Type 0. The plot for the Short Pulse Radar Types start at the end of the radar burst. The Channel Move Time will be calculated based on the zoom in 600ms plot of the Short Pulse Radar Type.

7) Measurement of the aggregate duration of the Channel Closed Transmission Time method. With the spectrum analyzer set to zero span tuned to the center frequency of the EUT operating channel at the radar simulated frequency, peak detection, and max hold, the dwell time per bin is given by: Dwell (0.3ms) =S (12000ms) / B (4000); where Dwell is the dwell time per spectrum analyzer sampling bin, S is sweep time and B is the number of spectrum analyzer sampling bins. An upper bound of the aggregate duration of the intermittent control signals of Channel Closing Transmission Time is calculated by: C (ms)= N X Dwell (0.3ms); where C is the Closing Time, N is the number of spectrum analyzer sampling bins (intermittent control signals) showing a U-NII transmission and Dwell is the dwell time per bin.

8) Measurement the EUT for more than 30 minutes following the channel move time to verify that no transmission or beacons occur on this channel.

Please Refer to Appendix for Details

Unless otherwise agreed in writing, this document is issued by the Company subject to its General Conditions of Service printed overleaf, available on request or accessible at http://www.sgs.com/en/Terms-and-Conditions.aspx and, for electronic format documents, subject to Terms and Conditions for Electronic Documents at http://www.sgs.com/en/Terms-and-Conditions/Terms-e-Document.aspx. Attention is drawn to the limitation of liability, indemnification and jurisdiction issues defined therein. Any holder of this document is advised that information contained hereon reflects the Company's findings at the time of its intervention only and within the limits of Client's instructions, if any. The Company's sole responsibility is to its Client and this document does not exonerate parties to a transaction from exercising all their rights and obligations under the transaction documents. This document cannot be reproduced except in full, without prior written approval of the Company. Any unauthorized alteration, forgery or falsification of the content or appearance of this document is unlawful and offenders may be prosecuted to the fullest extent of the law. Unless otherwise stated the results shown in this test report refer only to the sample(s) tested and such sample(s) are retained for 30 days only.
Attention: To check the authenticity of testing /inspection report & certificate, please contact us at telephone: (86-755) 8307 1443, or email: CN.Doccheck@sgs.com
Fuyong lab. Xinlong TechnoPark, Fengtang Road, Fuyong Subdistrict, Bao'an, Shenzhen, China 518103 t (86–755) 88663988 f (86–755) 26710594 www.sgsgroup.com.cn
中国・深圳・宝安区福永街道凤塘大道鑫龙科技园福永实验室 邮编: 518103 t (86–755) 88663988 f (86–755) 26710594 sgs.china@sgs.com
Member of the SGS Group (SGS SA)

7.13 Channel Closing Transmission Time

Test Requirement KDB 905462 D02 Section 5.1
Test Method: KDB 905462 D02 Section 7.8.3
Test Engineer: Ian Li

Limit:

Test item	Limit	Applicability	
		Master Device or client with Radar Detection	Client without Radar Detection
Non-occupancy period	Minimum 30 minutes	Yes	Not required
Channel Availability Check Time	60 seconds	Yes	Not required
Channel Move Time	10 seconds See Note 1.	Yes	Yes
Channel Closing Transmission Time	200 milliseconds + an aggregate of 60 milliseconds over remaining 10 second period. See Notes 1 and 2.	Yes	Yes
U-NII Detection Bandwidth	Minimum 100% of the U-NII 99% transmission power bandwidth. See Note 3.	Yes	Not required

Note 1: Channel Move Time and the Channel Closing Transmission Time should be performed with Radar Type 0. The measurement timing begins at the end of the Radar Type 0 burst.

Note 2: The Channel Closing Transmission Time is comprised of 200 milliseconds starting at the beginning of the Channel Move Time plus any additional intermittent control signals required to facilitate a Channel move (an aggregate of 60 milliseconds) during the remainder of the 10 second period. The aggregate duration of control signals will not count quiet periods in between transmissions.

Note 3: During the U-NII Detection Bandwidth detection test, radar type 0 should be used. For each frequency step the minimum percentage of detection is 90 percent. Measurements are performed with no data traffic.

Unless otherwise agreed in writing, this document is issued by the Company subject to its General Conditions of Service printed overleaf, available on request or accessible at http://www.sgs.com/en/Terms-and-Conditions.aspx and, for electronic format documents, subject to Terms and Conditions for Electronic Documents at http://www.sgs.com/en/Terms-and-Conditions/Terms-e-Document.aspx. Attention is drawn to the limitation of liability, indemnification and jurisdiction issues defined therein. Any holder of this document is advised that information contained hereon reflects the Company's findings at the time of its intervention only and within the limits of Client's instructions, if any. The Company's sole responsibility is to its Client and this document does not exonerate parties to a transaction from exercising all their rights and obligations under the transaction documents. This document cannot be reproduced except in full, without prior written approval of the Company. Any unauthorized alteration, forgery or falsification of the content or appearance of this document is unlawful and offenders may be prosecuted to the fullest extent of the law. Unless otherwise stated the results shown in this test report refer only to the sample(s) tested and such sample(s) are retained for 30 days only.
Attention: To check the authenticity of testing /inspection report & certificate, please contact us at telephone: (86-755) 8307 1443, or email: CN.Doccheck@sgs.com
Fuyong lab. Xinlong TechnoPark, Fengtang Road, Fuyong Subdistrict, Bao'an, Shenzhen, China 518103 t (86–755) 88663988 f (86–755) 26710594 www.sgsgroup.com.cn
中国·深圳·宝安区福永街道凤塘大道鑫龙科技园福永实验室 邮编: 518103 t (86–755) 88663988 f (86–755) 26710594 sgs.china@sgs.com
Member of the SGS Group (SGS SA)

7.13.1 E.U.T. Operation

Operating Environment:

Temperature: 23.6 °C Humidity: 48.9 % RH Atmospheric Pressure: 1000 mbar

7.13.2 Test Mode Description

Pre-scan / Final test	Mode Code	Description
Final test	10	Normal operating_Keep the EUT communication with the companion device.

7.13.3 Test Setup Diagram

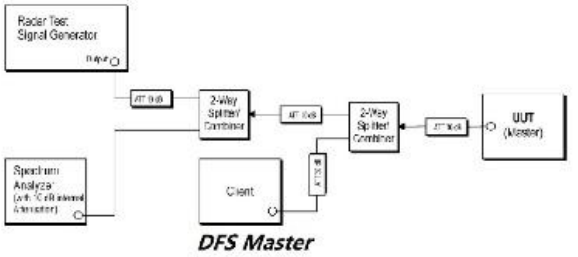

DFS Master

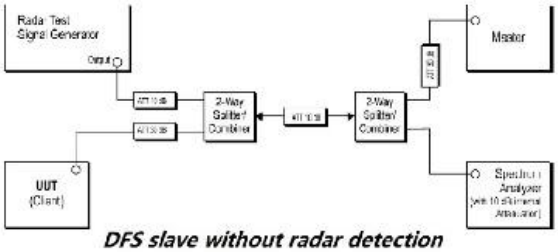

DFS slave without radar detection

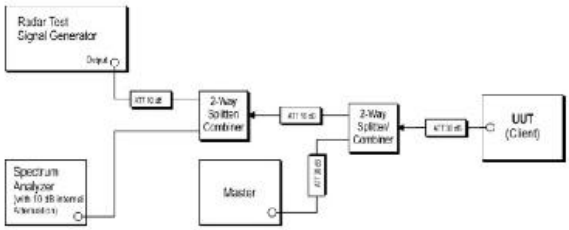

DFS slave with radar detection

Unless otherwise agreed in writing, this document is issued by the Company subject to its General Conditions of Service printed overleaf, available on request or accessible at http://www.sgs.com/en/Terms-and-Conditions.aspx and, for electronic format documents, subject to Terms and Conditions for Electronic Documents at http://www.sgs.com/en/Terms-and-Conditions/Terms-e-Document.aspx. Attention is drawn to the limitation of liability, indemnification and jurisdiction issues defined therein. Any holder of this document is advised that information contained hereon reflects the Company's findings at the time of its intervention only and within the limits of Client's instructions, if any. The Company's sole responsibility is to its Client and this document does not exonerate parties to a transaction from exercising all their rights and obligations under the transaction documents. This document cannot be reproduced except in full, without prior written approval of the Company. Any unauthorized alteration, forgery or falsification of the content or appearance of this document is unlawful and offenders may be prosecuted to the fullest extent of the law. Unless otherwise stated the results shown in this test report refer only to the sample(s) tested and such sample(s) are retained for 30 days only.
Attention: To check the authenticity of testing /inspection report & certificate, please contact us at telephone: (86-755) 8307 1443, or email: CN.Doccheck@sgs.com
Fuyong lab. Xinlong TechnoPark, Fengtang Road, Fuyong Subdistrict, Bao'an, Shenzhen, China 518103 t (86–755) 88663988 f (86–755) 26710594 www.sgsgroup.com.cn
中国・深圳・宝安区福永街道凤塘大道鑫龙科技园福永实验室 邮编: 518103 t (86–755) 88663988 f (86–755) 26710594 sgs.china@sgs.com
Member of the SGS Group (SGS SA)

7.13.4 Measurement Procedure and Data

1) The radar pulse generator is setup to provide a pulse at frequency that the master and client are operating. A type 0 radar pulse with a 1us pulse width and a 1428us PRI is used for the testing.

2) The vector signal generator is adjusted to provide the radar burst (18 pulses) at the level of approximately -61dBm at the antenna port of the master device.

3) A trigger is provided from the pulse generator to the DFS monitoring system in order to capture the traffic and the occurrence of the radar pulse.

4) EUT will associate with the master at channel. The file “iperf.exe” specified by the FCC is streamed from the PC 2 through the master and the client device to the PC 1 and played in full motion video using Media Player Classic Ver. 6.4.8.6 in order to properly load the network for the entire period of the test.

5) When radar burst with a level equal to the DFS Detection Threshold +1dB is generated on the operating channel of the U-NII device. At time T0 the radar waveform generator sends a burst of pulse of the radar waveform at Detection Threshold +1dB.

6) Observe the transmissions of the EUT at the end of the radar Burst on the Operating Channel. Measure and record the transmissions from the UUT during the observation time (Channel Move Time). One 15 seconds plot is reported for the Short Pulse Radar Type 0. The plot for the Short Pulse Radar Types start at the end of the radar burst. The Channel Move Time will be calculated based on the zoom in 600ms plot of the Short Pulse Radar Type.

7) Measurement of the aggregate duration of the Channel Closed Transmission Time method. With the spectrum analyzer set to zero span tuned to the center frequency of the EUT operating channel at the radar simulated frequency, peak detection, and max hold, the dwell time per bin is given by: Dwell (0.3ms) =S (12000ms) / B (4000); where Dwell is the dwell time per spectrum analyzer sampling bin, S is sweep time and B is the number of spectrum analyzer sampling bins. An upper bound of the aggregate duration of the intermittent control signals of Channel Closing Transmission Time is calculated by: C (ms)= N X Dwell (0.3ms); where C is the Closing Time, N is the number of spectrum analyzer sampling bins (intermittent control signals) showing a U-NII transmission and Dwell is the dwell time per bin.

8) Measurement the EUT for more than 30 minutes following the channel move time to verify that no transmission or beacons occur on this channel.

Please Refer to Appendix for Details

Unless otherwise agreed in writing, this document is issued by the Company subject to its General Conditions of Service printed overleaf, available on request or accessible at http://www.sgs.com/en/Terms-and-Conditions.aspx and, for electronic format documents, subject to Terms and Conditions for Electronic Documents at http://www.sgs.com/en/Terms-and-Conditions/Terms-e-Document.aspx. Attention is drawn to the limitation of liability, indemnification and jurisdiction issues defined therein. Any holder of this document is advised that information contained hereon reflects the Company's findings at the time of its intervention only and within the limits of Client's instructions, if any. The Company's sole responsibility is to its Client and this document does not exonerate parties to a transaction from exercising all their rights and obligations under the transaction documents. This document cannot be reproduced except in full, without prior written approval of the Company. Any unauthorized alteration, forgery or falsification of the content or appearance of this document is unlawful and offenders may be prosecuted to the fullest extent of the law. Unless otherwise stated the results shown in this test report refer only to the sample(s) tested and such sample(s) are retained for 30 days only.
Attention: To check the authenticity of testing /inspection report & certificate, please contact us at telephone: (86-755) 8307 1443, or email: CN.Doccheck@sgs.com
Fuyong lab. Xinlong TechnoPark, Fengtang Road, Fuyong Subdistrict, Bao'an, Shenzhen, China 518103 t (86–755) 88663988 f (86–755) 26710594 www.sgsgroup.com.cn
中国・深圳・宝安区福永街道凤塘大道鑫龙科技园福永实验室 邮编: 518103 t (86–755) 88663988 f (86–755) 26710594 sgs.china@sgs.com
Member of the SGS Group (SGS SA)

8 Test Setup Photo

Refer to Setup Photo for FYCR2608000395AT

9 EUT Constructional Details (EUT Photos)

Refer to External and Internal Photos for FYCR2608000395AT

Unless otherwise agreed in writing, this document is issued by the Company subject to its General Conditions of Service printed overleaf, available on request or accessible at http://www.sgs.com/en/Terms-and-Conditions.aspx and, for electronic format documents, subject to Terms and Conditions for Electronic Documents at http://www.sgs.com/en/Terms-and-Conditions/Terms-e-Document.aspx. Attention is drawn to the limitation of liability, indemnification and jurisdiction issues defined therein. Any holder of this document is advised that information contained hereon reflects the Company's findings at the time of its intervention only and within the limits of Client's instructions, if any. The Company's sole responsibility is to its Client and this document does not exonerate parties to a transaction from exercising all their rights and obligations under the transaction documents. This document cannot be reproduced except in full, without prior written approval of the Company. Any unauthorized alteration, forgery or falsification of the content or appearance of this document is unlawful and offenders may be prosecuted to the fullest extent of the law. Unless otherwise stated the results shown in this test report refer only to the sample(s) tested and such sample(s) are retained for 30 days only.
Attention: To check the authenticity of testing /inspection report & certificate, please contact us at telephone: (86-755) 8307 1443, or email: CN.Doccheck@sgs.com
Fuyong lab. Xinlong TechnoPark, Fengtang Road, Fuyong Subdistrict, Bao'an, Shenzhen, China 518103 t (86–755) 88663988 f (86–755) 26710594 www.sgsgroup.com.cn
中国·深圳·宝安区福永街道凤塘大道鑫龙科技园福永实验室 邮编: 518103 t (86–755) 88663988 f (86–755) 26710594 sgs.china@sgs.com
Member of the SGS Group (SGS SA)

10 Appendix

1. Duty Cycle

1.1 Test Result

1.1.1 Ant1

Ant1									
Mode	TX Type	Frequency (MHz)	RU	RU Pos	T_on (ms)	Period (ms)	Duty Cycle (%)	Duty Cycle Correction Factor (dB)	Max. DC Variation (%)
802.11a	SISO	5180	/	/	1.361	1.393	97.70	0.10	0.00
		5200	/	/	1.360	1.392	97.70	0.10	0.00
		5240	/	/	1.361	1.393	97.70	0.10	0.03
		5260	/	/	1.360	1.392	97.70	0.10	0.00
		5300	/	/	1.360	1.393	97.63	0.10	0.07
		5320	/	/	1.362	1.393	97.77	0.10	0.03
		5500	/	/	1.360	1.393	97.63	0.10	0.03
		5580	/	/	1.360	1.392	97.70	0.10	0.03
		5700	/	/	1.360	1.393	97.63	0.10	0.00
		5745	/	/	1.361	1.393	97.70	0.10	0.00
		5785	/	/	1.360	1.393	97.63	0.10	0.03
		5825	/	/	1.360	1.392	97.70	0.10	0.00
802.11n (HT20)	SISO	5180	/	/	1.272	1.305	97.47	0.11	0.03
		5200	/	/	1.272	1.305	97.47	0.11	0.03
		5240	/	/	1.272	1.304	97.55	0.11	0.00
		5260	/	/	1.272	1.304	97.55	0.11	0.00
		5300	/	/	1.272	1.305	97.47	0.11	0.03
		5320	/	/	1.272	1.305	97.47	0.11	0.03
		5500	/	/	1.273	1.305	97.55	0.11	0.10
		5580	/	/	1.272	1.304	97.55	0.11	0.03
		5700	/	/	1.273	1.305	97.55	0.11	0.03
		5745	/	/	1.273	1.305	97.55	0.11	0.03
		5785	/	/	1.272	1.304	97.55	0.11	0.00
		5825	/	/	1.272	1.304	97.55	0.11	0.00
802.11ac (VHT20)	SISO	5180	/	/	1.277	1.309	97.56	0.11	0.03
		5200	/	/	1.276	1.308	97.55	0.11	0.03
		5240	/	/	1.276	1.309	97.48	0.11	0.03

Unless otherwise agreed in writing, this document is issued by the Company subject to its General Conditions of Service printed overleaf, available on request or accessible at http://www.sgs.com/en/Terms-and-Conditions.aspx and, for electronic format documents, subject to Terms and Conditions for Electronic Documents at http://www.sgs.com/en/Terms-and-Conditions/Terms-e-Document.aspx. Attention is drawn to the limitation of liability, indemnification and jurisdiction issues defined therein. Any holder of this document is advised that information contained hereon reflects the Company's findings at the time of its intervention only and within the limits of Client's instructions, if any. The Company's sole responsibility is to its Client and this document does not exonerate parties to a transaction from exercising all their rights and obligations under the transaction documents. This document cannot be reproduced except in full, without prior written approval of the Company. Any unauthorized alteration, forgery or falsification of the content or appearance of this document is unlawful and offenders may be prosecuted to the fullest extent of the law. Unless otherwise stated the results shown in this test report refer only to the sample(s) tested and such sample(s) are retained for 30 days only.
Attention: To check the authenticity of testing /inspection report & certificate, please contact us at telephone: (86-755) 8307 1443, or email: CN.Doccheck@sgs.com
Fuyong lab. Xinlong TechnoPark, Fengtang Road, Fuyong Subdistrict, Bao'an, Shenzhen, China 518103 t (86–755) 88663988 f (86–755) 26710594 www.sgsgroup.com.cn
中国·深圳·宝安区福永街道凤塘大道鑫龙科技园福永实验室 邮编: 518103 t (86–755) 88663988 f (86–755) 26710594 sgs.china@sgs.com
Member of the SGS Group (SGS SA)

		5260	/	/	1.276	1.308	97.55	0.11	0.03
		5300	/	/	1.276	1.308	97.55	0.11	0.00
		5320	/	/	1.277	1.309	97.56	0.11	0.03
		5500	/	/	1.276	1.308	97.55	0.11	0.00
		5580	/	/	1.276	1.308	97.55	0.11	0.03
		5700	/	/	1.277	1.309	97.56	0.11	0.04
		5745	/	/	1.276	1.308	97.55	0.11	0.00
		5785	/	/	1.276	1.309	97.48	0.11	0.03
		5825	/	/	1.276	1.309	97.48	0.11	0.03
802.11ax (HEW20)	SISO	5180	SU	/	0.982	1.014	96.84	0.14	0.00
		5200	SU	/	0.982	1.014	96.84	0.14	0.03
		5240	SU	/	0.982	1.014	96.84	0.14	0.03
		5260	SU	/	0.982	1.015	96.75	0.14	0.03
		5300	SU	/	0.982	1.014	96.84	0.14	0.00
		5320	SU	/	0.982	1.014	96.84	0.14	0.00
		5500	SU	/	0.982	1.015	96.75	0.14	0.03
		5580	SU	/	0.982	1.014	96.84	0.14	0.03
		5700	SU	/	0.982	1.014	96.84	0.14	0.00
		5745	SU	/	0.982	1.014	96.84	0.14	0.03
		5785	SU	/	0.982	1.014	96.84	0.14	0.03
		5825	SU	/	0.982	1.015	96.75	0.14	0.03

Unless otherwise agreed in writing, this document is issued by the Company subject to its General Conditions of Service printed overleaf, available on request or accessible at http://www.sgs.com/en/Terms-and-Conditions.aspx and, for electronic format documents, subject to Terms and Conditions for Electronic Documents at http://www.sgs.com/en/Terms-and-Conditions/Terms-e-Document.aspx. Attention is drawn to the limitation of liability, indemnification and jurisdiction issues defined therein. Any holder of this document is advised that information contained hereon reflects the Company's findings at the time of its intervention only and within the limits of Client's instructions, if any. The Company's sole responsibility is to its Client and this document does not exonerate parties to a transaction from exercising all their rights and obligations under the transaction documents. This document cannot be reproduced except in full, without prior written approval of the Company. Any unauthorized alteration, forgery or falsification of the content or appearance of this document is unlawful and offenders may be prosecuted to the fullest extent of the law. Unless otherwise stated the results shown in this test report refer only to the sample(s) tested and such sample(s) are retained for 30 days only.
Attention: To check the authenticity of testing /inspection report & certificate, please contact us at telephone: (86-755) 8307 1443, or email: CN.Doccheck@sgs.com
Fuyong lab. Xinlong TechnoPark, Fengtang Road, Fuyong Subdistrict, Bao'an, Shenzhen, China 518103 t (86–755) 88663988 f (86–755) 26710594 www.sgsgroup.com.cn
中国·深圳·宝安区福永街道凤塘大道鑫龙科技园福永实验室 邮编: 518103 t (86–755) 88663988 f (86–755) 26710594 sgs.china@sgs.com
Member of the SGS Group (SGS SA)

1.2 Test Graph

1.2.1 Ant1

802.11a_LCH_5180MHz_Ant1_NTNV

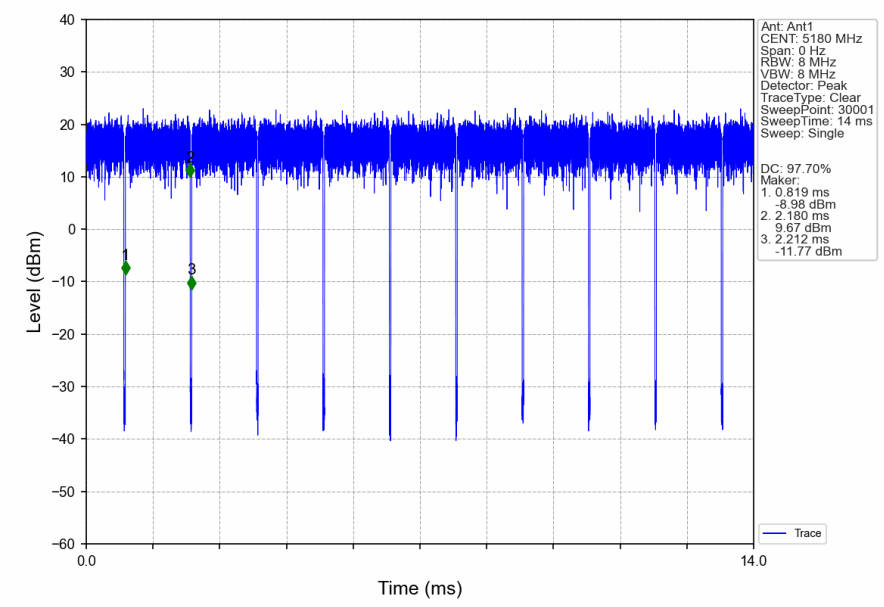

802.11a_MCH_5200MHz_Ant1_NTNV

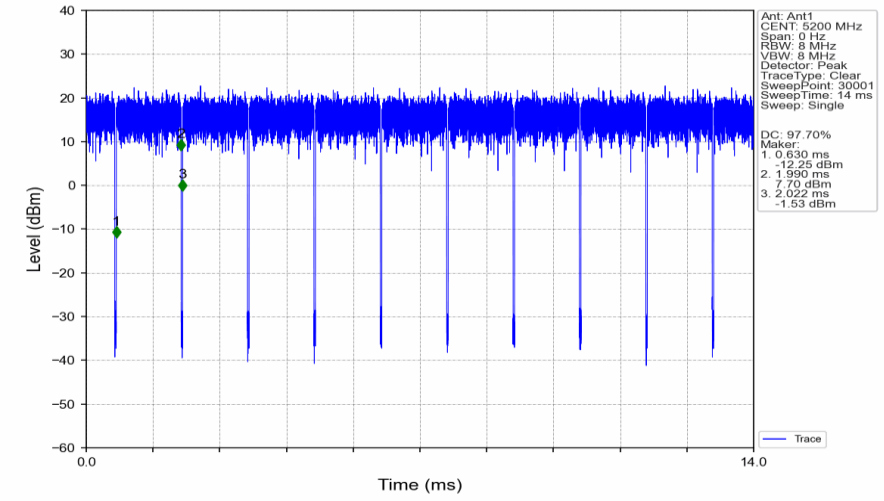

Unless otherwise agreed in writing, this document is issued by the Company subject to its General Conditions of Service printed overleaf, available on request or accessible at http://www.sgs.com/en/Terms-and-Conditions.aspx and, for electronic format documents, subject to Terms and Conditions for Electronic Documents at http://www.sgs.com/en/Terms-and-Conditions/Terms-e-Document.aspx. Attention is drawn to the limitation of liability, indemnification and jurisdiction issues defined therein. Any holder of this document is advised that information contained hereon reflects the Company's findings at the time of its intervention only and within the limits of Client's instructions, if any. The Company's sole responsibility is to its Client and this document does not exonerate parties to a transaction from exercising all their rights and obligations under the transaction documents. This document cannot be reproduced except in full, without prior written approval of the Company. Any unauthorized alteration, forgery or falsification of the content or appearance of this document is unlawful and offenders may be prosecuted to the fullest extent of the law. Unless otherwise stated the results shown in this test report refer only to the sample(s) tested and such sample(s) are retained for 30 days only.
Attention: To check the authenticity of testing /inspection report & certificate, please contact us at telephone: (86-755) 8307 1443, or email: CN.Doccheck@sgs.com
Fuyong lab. Xinlong TechnoPark, Fengtang Road, Fuyong Subdistrict, Bao'an, Shenzhen, China 518103 t (86–755) 88663988 f (86–755) 26710594 www.sgsgroup.com.cn
中国·深圳·宝安区福永街道凤塘大道鑫龙科技园福永实验室 邮编: 518103 t (86–755) 88663988 f (86–755) 26710594 sgs.china@sgs.com
Member of the SGS Group (SGS SA)

802.11a_HCH_5240MHz_Ant1_NTNV

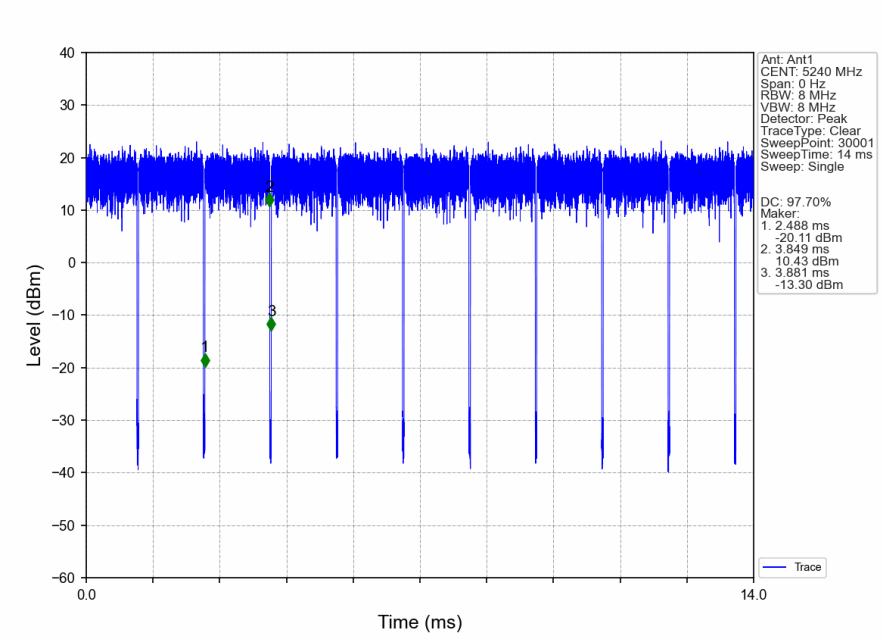

802.11a_LCH_5260MHz_Ant1_NTNV

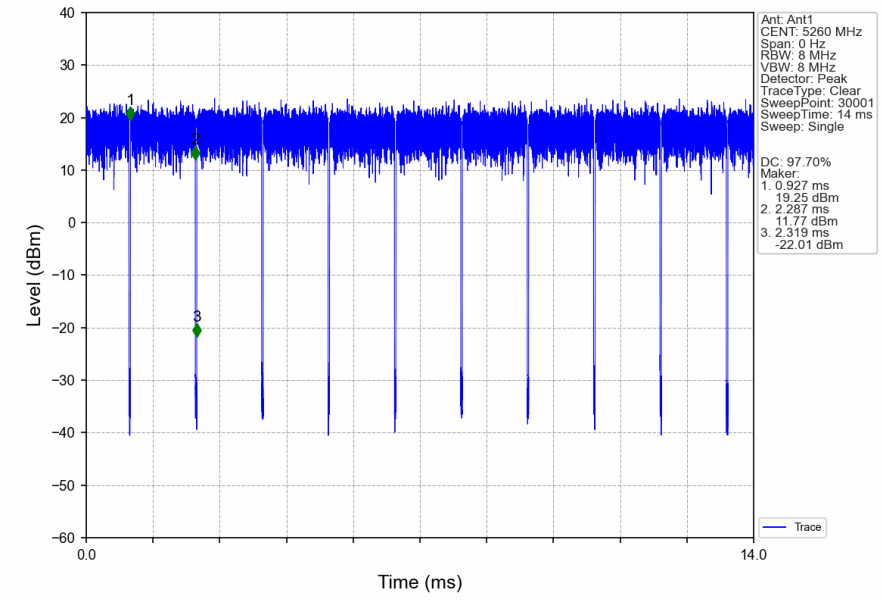

Unless otherwise agreed in writing, this document is issued by the Company subject to its General Conditions of Service printed overleaf, available on request or accessible at http://www.sgs.com/en/Terms-and-Conditions.aspx and, for electronic format documents, subject to Terms and Conditions for Electronic Documents at http://www.sgs.com/en/Terms-and-Conditions/Terms-e-Document.aspx. Attention is drawn to the limitation of liability, indemnification and jurisdiction issues defined therein. Any holder of this document is advised that information contained hereon reflects the Company's findings at the time of its intervention only and within the limits of Client's instructions, if any. The Company's sole responsibility is to its Client and this document does not exonerate parties to a transaction from exercising all their rights and obligations under the transaction documents. This document cannot be reproduced except in full, without prior written approval of the Company. Any unauthorized alteration, forgery or falsification of the content or appearance of this document is unlawful and offenders may be prosecuted to the fullest extent of the law. Unless otherwise stated the results shown in this test report refer only to the sample(s) tested and such sample(s) are retained for 30 days only.
Attention: To check the authenticity of testing /inspection report & certificate, please contact us at telephone: (86-755) 8307 1443, or email: CN.Doccheck@sgs.com
Fuyong lab. Xinlong TechnoPark, Fengtang Road, Fuyong Subdistrict, Bao'an, Shenzhen, China 518103 t (86–755) 88663988 f (86–755) 26710594 www.sgsgroup.com.cn
中国·深圳·宝安区福永街道凤塘大道鑫龙科技园福永实验室 邮编: 518103 t (86–755) 88663988 f (86–755) 26710594 sgs.china@sgs.com
Member of the SGS Group (SGS SA)

802.11a_MCH_5300MHz_Ant1_NTNV

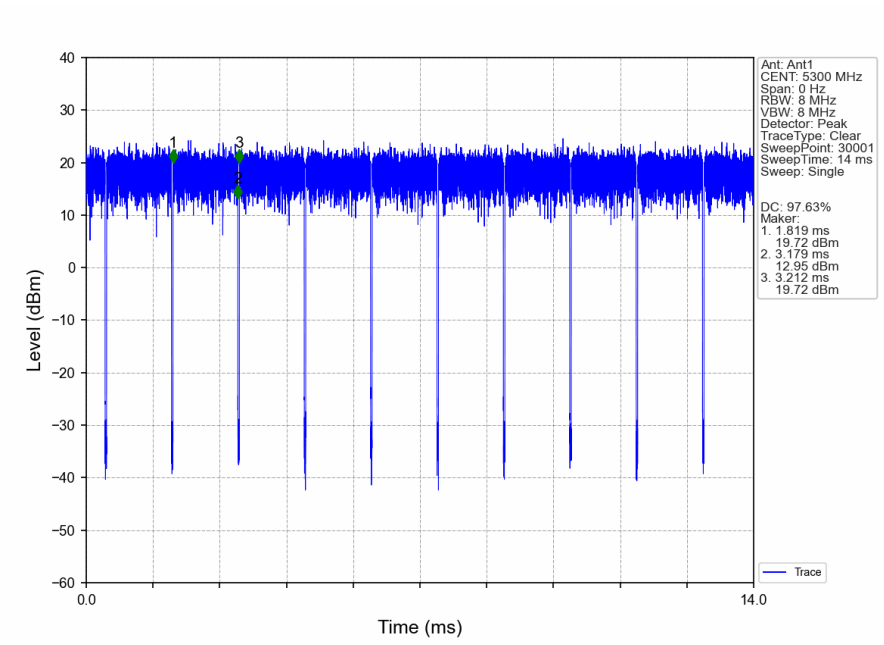

802.11a_HCH_5320MHz_Ant1_NTNV

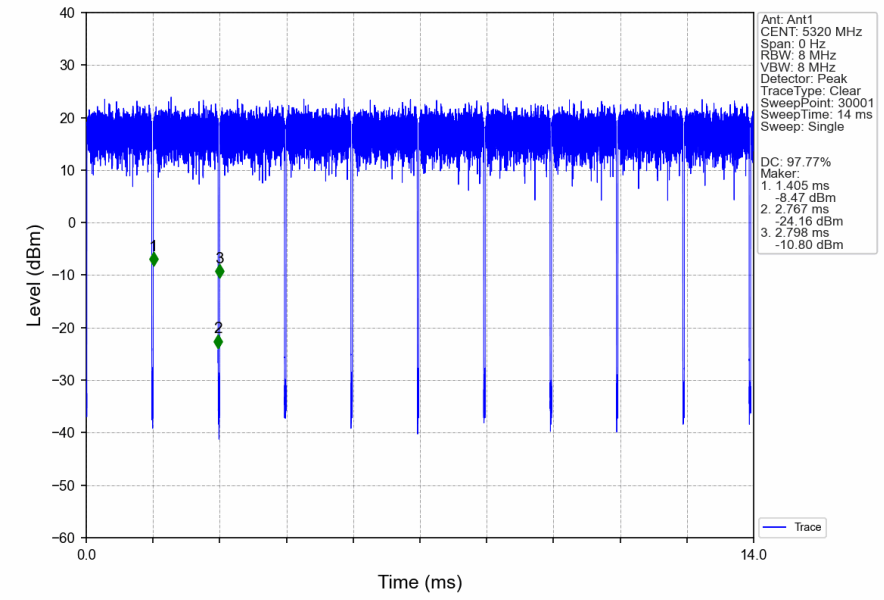

Unless otherwise agreed in writing, this document is issued by the Company subject to its General Conditions of Service printed overleaf, available on request or accessible at http://www.sgs.com/en/Terms-and-Conditions.aspx and, for electronic format documents, subject to Terms and Conditions for Electronic Documents at http://www.sgs.com/en/Terms-and-Conditions/Terms-e-Document.aspx. Attention is drawn to the limitation of liability, indemnification and jurisdiction issues defined therein. Any holder of this document is advised that information contained hereon reflects the Company's findings at the time of its intervention only and within the limits of Client's instructions, if any. The Company's sole responsibility is to its Client and this document does not exonerate parties to a transaction from exercising all their rights and obligations under the transaction documents. This document cannot be reproduced except in full, without prior written approval of the Company. Any unauthorized alteration, forgery or falsification of the content or appearance of this document is unlawful and offenders may be prosecuted to the fullest extent of the law. Unless otherwise stated the results shown in this test report refer only to the sample(s) tested and such sample(s) are retained for 30 days only.
Attention: To check the authenticity of testing /inspection report & certificate, please contact us at telephone: (86-755) 8307 1443, or email: CN.Doccheck@sgs.com
Fuyong lab. Xinlong TechnoPark, Fengtang Road, Fuyong Subdistrict, Bao'an, Shenzhen, China 518103 t (86–755) 88663988 f (86–755) 26710594 www.sgsgroup.com.cn
中国·深圳·宝安区福永街道凤塘大道鑫龙科技园福永实验室 邮编: 518103 t (86–755) 88663988 f (86–755) 26710594 sgs.china@sgs.com
Member of the SGS Group (SGS SA)

802.11a_LCH_5500MHz_Ant1_NTNV

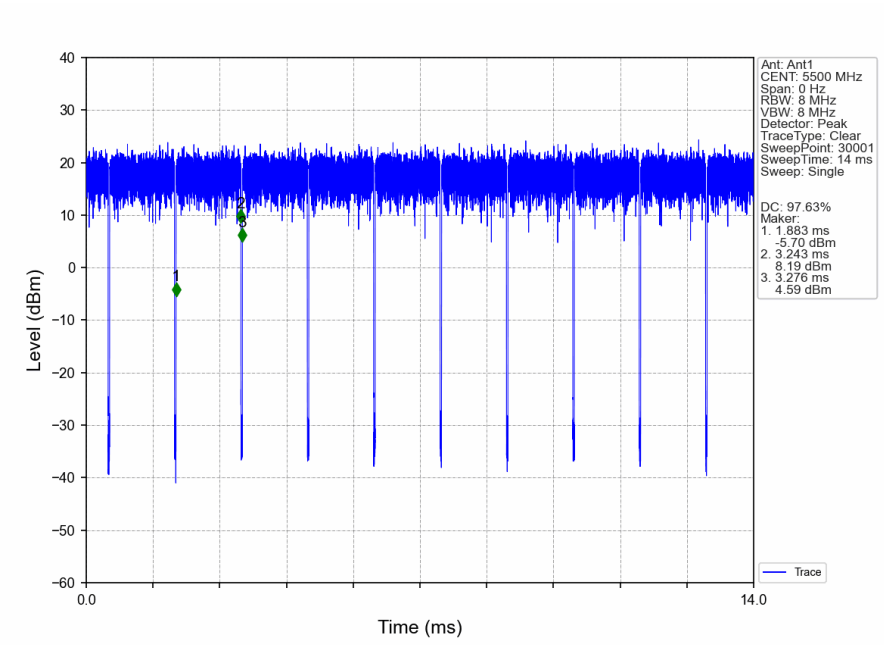

802.11a_MCH_5580MHz_Ant1_NTNV

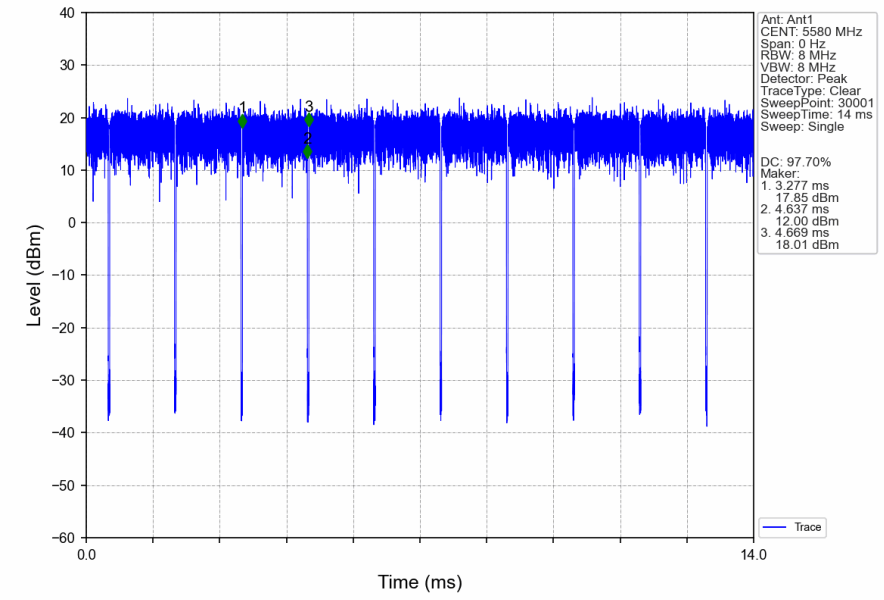

Unless otherwise agreed in writing, this document is issued by the Company subject to its General Conditions of Service printed overleaf, available on request or accessible at http://www.sgs.com/en/Terms-and-Conditions.aspx and, for electronic format documents, subject to Terms and Conditions for Electronic Documents at http://www.sgs.com/en/Terms-and-Conditions/Terms-e-Document.aspx. Attention is drawn to the limitation of liability, indemnification and jurisdiction issues defined therein. Any holder of this document is advised that information contained hereon reflects the Company's findings at the time of its intervention only and within the limits of Client's instructions, if any. The Company's sole responsibility is to its Client and this document does not exonerate parties to a transaction from exercising all their rights and obligations under the transaction documents. This document cannot be reproduced except in full, without prior written approval of the Company. Any unauthorized alteration, forgery or falsification of the content or appearance of this document is unlawful and offenders may be prosecuted to the fullest extent of the law. Unless otherwise stated the results shown in this test report refer only to the sample(s) tested and such sample(s) are retained for 30 days only.
Attention: To check the authenticity of testing /inspection report & certificate, please contact us at telephone: (86-755) 8307 1443, or email: CN.Doccheck@sgs.com
Fuyong lab. Xinlong TechnoPark, Fengtang Road, Fuyong Subdistrict, Bao'an, Shenzhen, China 518103 t (86–755) 88663988 f (86–755) 26710594 www.sgsgroup.com.cn
中国·深圳·宝安区福永街道凤塘大道鑫龙科技园福永实验室 邮编: 518103 t (86–755) 88663988 f (86–755) 26710594 sgs.china@sgs.com
Member of the SGS Group (SGS SA)

802.11a_HCH_5700MHz_Ant1_NTNV

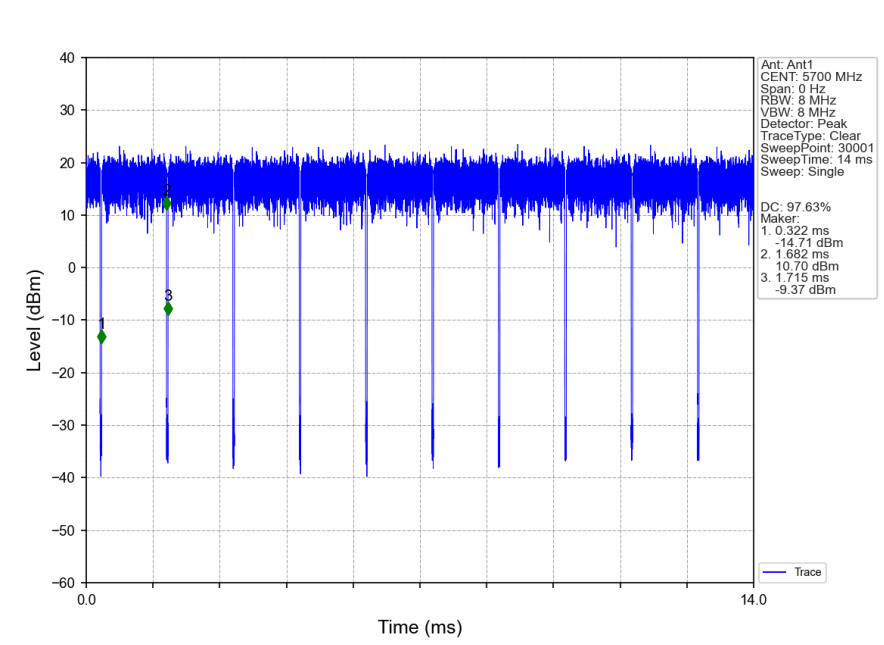

802.11a_LCH_5745MHz_Ant1_NTNV

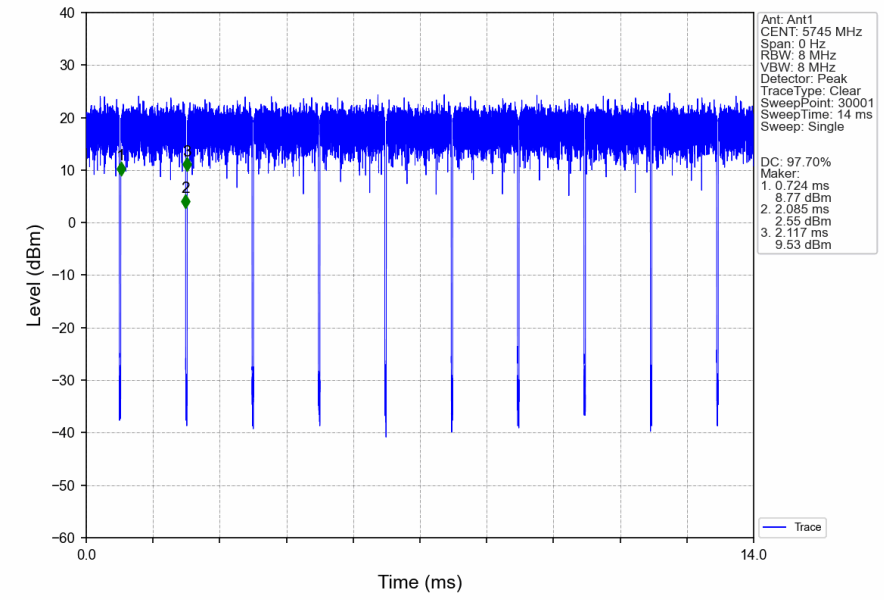

Unless otherwise agreed in writing, this document is issued by the Company subject to its General Conditions of Service printed overleaf, available on request or accessible at http://www.sgs.com/en/Terms-and-Conditions.aspx and, for electronic format documents, subject to Terms and Conditions for Electronic Documents at http://www.sgs.com/en/Terms-and-Conditions/Terms-e-Document.aspx. Attention is drawn to the limitation of liability, indemnification and jurisdiction issues defined therein. Any holder of this document is advised that information contained hereon reflects the Company's findings at the time of its intervention only and within the limits of Client's instructions, if any. The Company's sole responsibility is to its Client and this document does not exonerate parties to a transaction from exercising all their rights and obligations under the transaction documents. This document cannot be reproduced except in full, without prior written approval of the Company. Any unauthorized alteration, forgery or falsification of the content or appearance of this document is unlawful and offenders may be prosecuted to the fullest extent of the law. Unless otherwise stated the results shown in this test report refer only to the sample(s) tested and such sample(s) are retained for 30 days only.
Attention: To check the authenticity of testing /inspection report & certificate, please contact us at telephone: (86-755) 8307 1443, or email: CN.Doccheck@sgs.com
Fuyong lab. Xinlong TechnoPark, Fengtang Road, Fuyong Subdistrict, Bao'an, Shenzhen, China 518103 t (86–755) 88663988 f (86–755) 26710594 www.sgsgroup.com.cn
中国·深圳·宝安区福永街道凤塘大道鑫龙科技园福永实验室 邮编: 518103 t (86–755) 88663988 f (86–755) 26710594 sgs.china@sgs.com
Member of the SGS Group (SGS SA)

802.11a_MCH_5785MHz_Ant1_NTNV

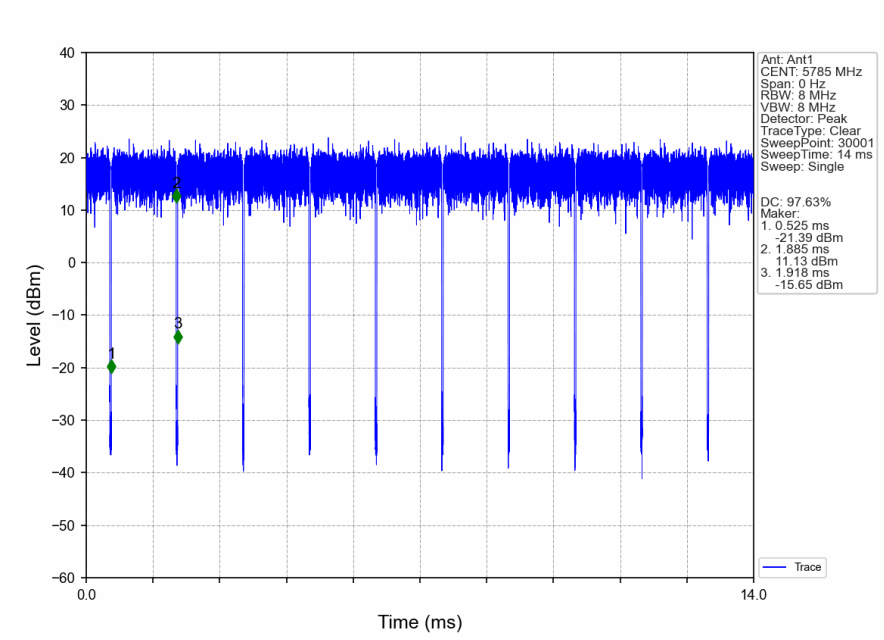

802.11a_HCH_5825MHz_Ant1_NTNV

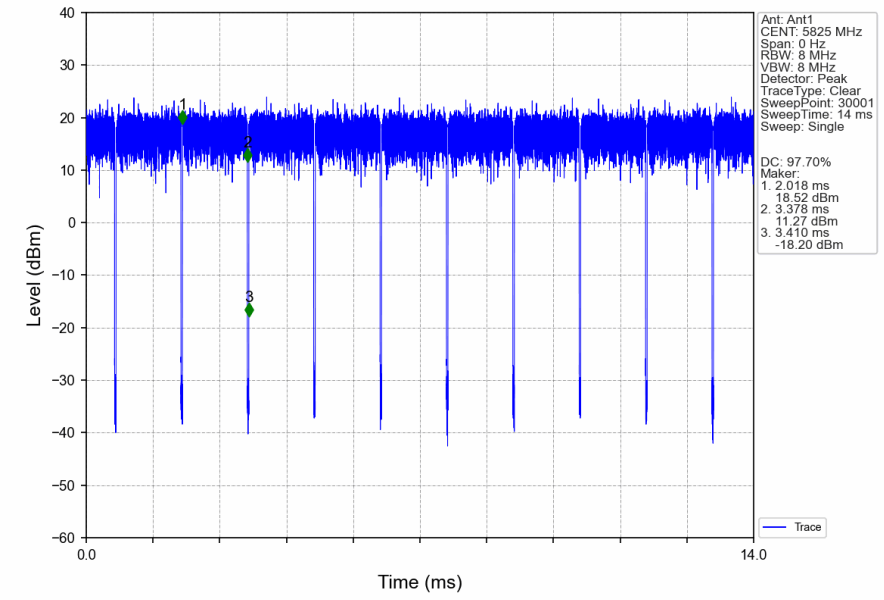

Unless otherwise agreed in writing, this document is issued by the Company subject to its General Conditions of Service printed overleaf, available on request or accessible at http://www.sgs.com/en/Terms-and-Conditions.aspx and, for electronic format documents, subject to Terms and Conditions for Electronic Documents at http://www.sgs.com/en/Terms-and-Conditions/Terms-e-Document.aspx. Attention is drawn to the limitation of liability, indemnification and jurisdiction issues defined therein. Any holder of this document is advised that information contained hereon reflects the Company's findings at the time of its intervention only and within the limits of Client's instructions, if any. The Company's sole responsibility is to its Client and this document does not exonerate parties to a transaction from exercising all their rights and obligations under the transaction documents. This document cannot be reproduced except in full, without prior written approval of the Company. Any unauthorized alteration, forgery or falsification of the content or appearance of this document is unlawful and offenders may be prosecuted to the fullest extent of the law. Unless otherwise stated the results shown in this test report refer only to the sample(s) tested and such sample(s) are retained for 30 days only.
Attention: To check the authenticity of testing /inspection report & certificate, please contact us at telephone: (86-755) 8307 1443, or email: CN.Doccheck@sgs.com
Fuyong lab. Xinlong TechnoPark, Fengtang Road, Fuyong Subdistrict, Bao'an, Shenzhen, China 518103 t (86–755) 88663988 f (86–755) 26710594 www.sgsgroup.com.cn
中国·深圳·宝安区福永街道凤塘大道鑫龙科技园福永实验室 邮编: 518103 t (86–755) 88663988 f (86–755) 26710594 sgs.china@sgs.com
Member of the SGS Group (SGS SA)

802.11n(HT20)_LCH_5180MHz_Ant1_NTNV

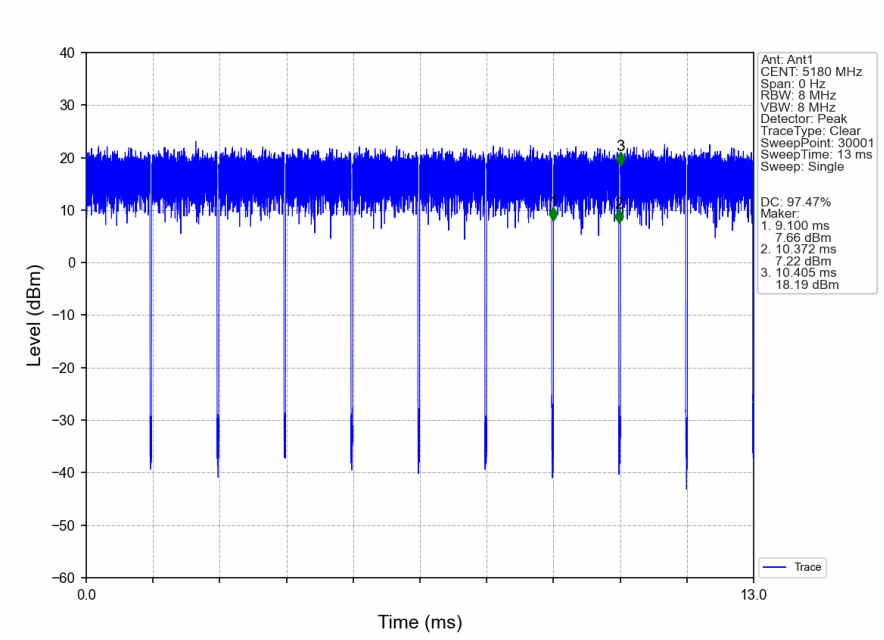

802.11n(HT20)_MCH_5200MHz_Ant1_NTNV

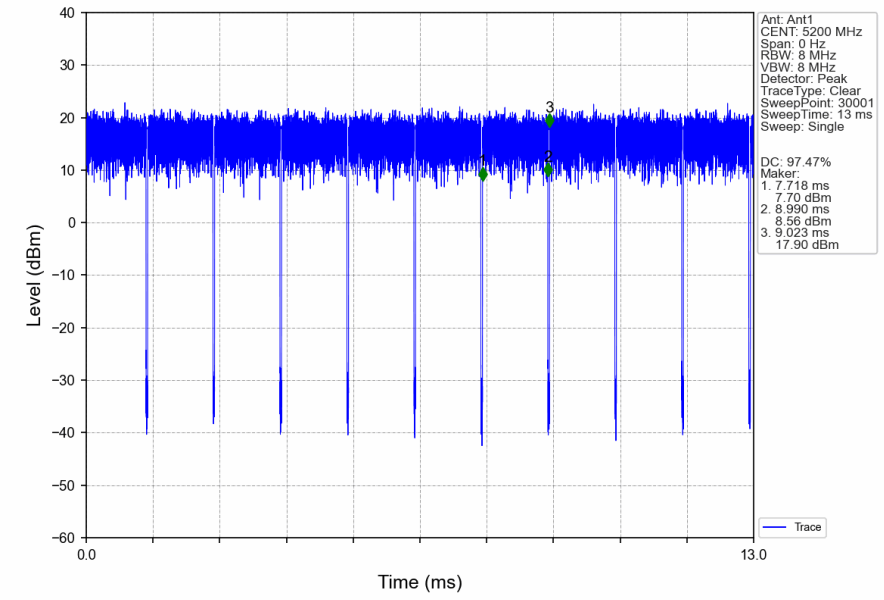

Unless otherwise agreed in writing, this document is issued by the Company subject to its General Conditions of Service printed overleaf, available on request or accessible at http://www.sgs.com/en/Terms-and-Conditions.aspx and, for electronic format documents, subject to Terms and Conditions for Electronic Documents at http://www.sgs.com/en/Terms-and-Conditions/Terms-e-Document.aspx. Attention is drawn to the limitation of liability, indemnification and jurisdiction issues defined therein. Any holder of this document is advised that information contained hereon reflects the Company's findings at the time of its intervention only and within the limits of Client's instructions, if any. The Company's sole responsibility is to its Client and this document does not exonerate parties to a transaction from exercising all their rights and obligations under the transaction documents. This document cannot be reproduced except in full, without prior written approval of the Company. Any unauthorized alteration, forgery or falsification of the content or appearance of this document is unlawful and offenders may be prosecuted to the fullest extent of the law. Unless otherwise stated the results shown in this test report refer only to the sample(s) tested and such sample(s) are retained for 30 days only.
Attention: To check the authenticity of testing /inspection report & certificate, please contact us at telephone: (86-755) 8307 1443, or email: CN.Doccheck@sgs.com
Fuyong lab. Xinlong TechnoPark, Fengtang Road, Fuyong Subdistrict, Bao'an, Shenzhen, China 518103 t (86–755) 88663988 f (86–755) 26710594 www.sgsgroup.com.cn
中国·深圳·宝安区福永街道凤塘大道鑫龙科技园福永实验室 邮编: 518103 t (86–755) 88663988 f (86–755) 26710594 sgs.china@sgs.com
Member of the SGS Group (SGS SA)

802.11n(HT20)_HCH_5240MHz_Ant1_NTNV

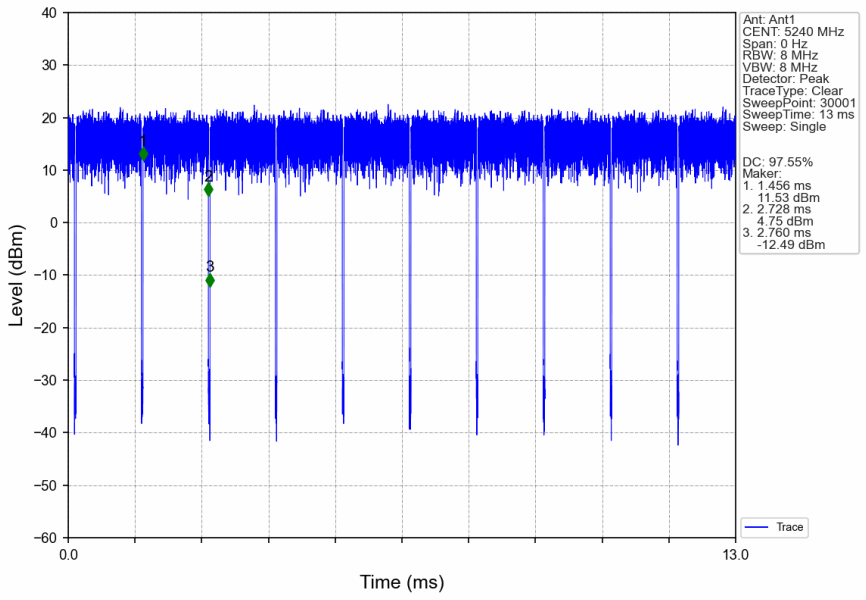

802.11n(HT20)_LCH_5260MHz_Ant1_NTNV

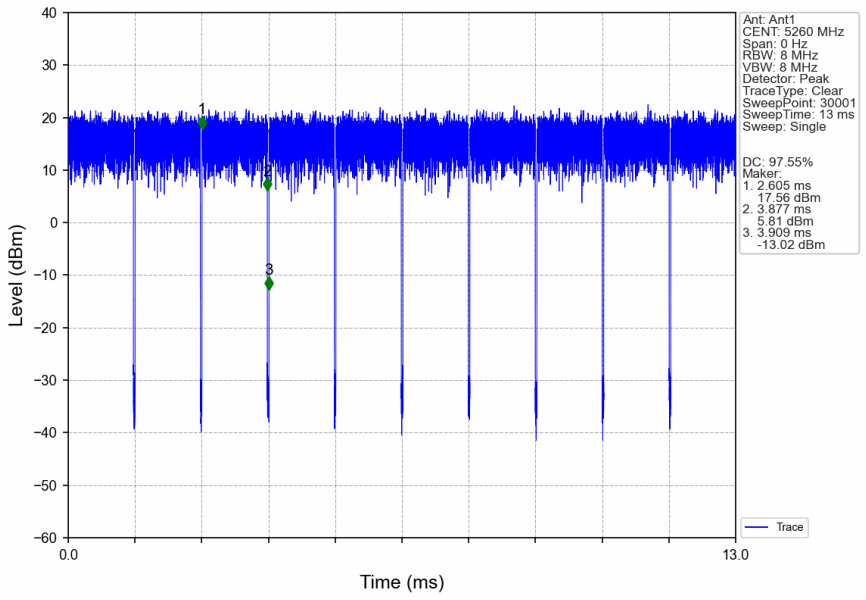

Unless otherwise agreed in writing, this document is issued by the Company subject to its General Conditions of Service printed overleaf, available on request or accessible at http://www.sgs.com/en/Terms-and-Conditions.aspx and, for electronic format documents, subject to Terms and Conditions for Electronic Documents at http://www.sgs.com/en/Terms-and-Conditions/Terms-e-Document.aspx. Attention is drawn to the limitation of liability, indemnification and jurisdiction issues defined therein. Any holder of this document is advised that information contained hereon reflects the Company's findings at the time of its intervention only and within the limits of Client's instructions, if any. The Company's sole responsibility is to its Client and this document does not exonerate parties to a transaction from exercising all their rights and obligations under the transaction documents. This document cannot be reproduced except in full, without prior written approval of the Company. Any unauthorized alteration, forgery or falsification of the content or appearance of this document is unlawful and offenders may be prosecuted to the fullest extent of the law. Unless otherwise stated the results shown in this test report refer only to the sample(s) tested and such sample(s) are retained for 30 days only.
Attention: To check the authenticity of testing /inspection report & certificate, please contact us at telephone: (86-755) 8307 1443, or email: CN.Doccheck@sgs.com
Fuyong lab. Xinlong TechnoPark, Fengtang Road, Fuyong Subdistrict, Bao'an, Shenzhen, China 518103 t (86–755) 88663988 f (86–755) 26710594 www.sgsgroup.com.cn
中国·深圳·宝安区福永街道凤塘大道鑫龙科技园福永实验室 邮编: 518103 t (86–755) 88663988 f (86–755) 26710594 sgs.china@sgs.com
Member of the SGS Group (SGS SA)

802.11n(HT20)_MCH_5300MHz_Ant1_NTNV

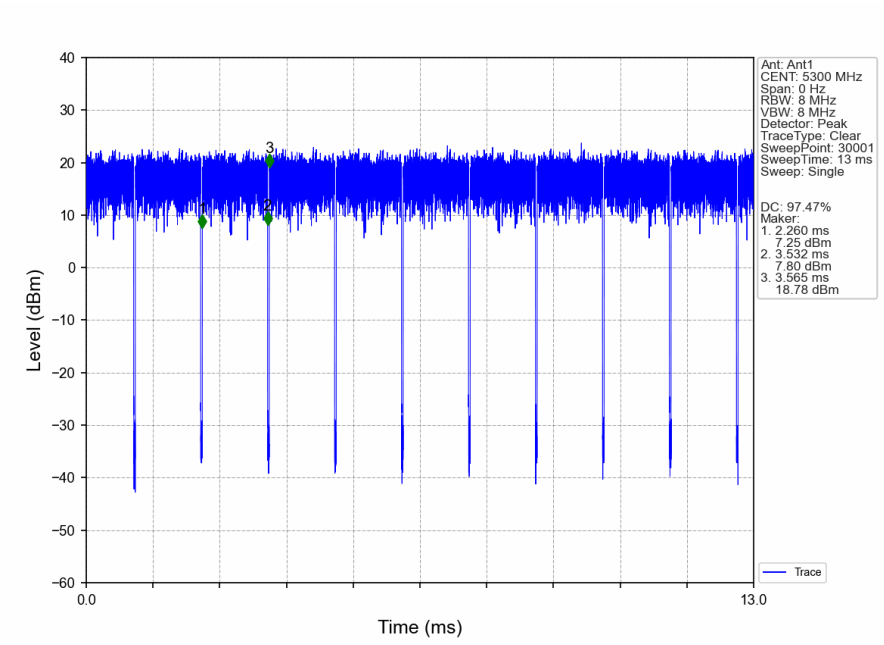

802.11n(HT20)_HCH_5320MHz_Ant1_NTNV

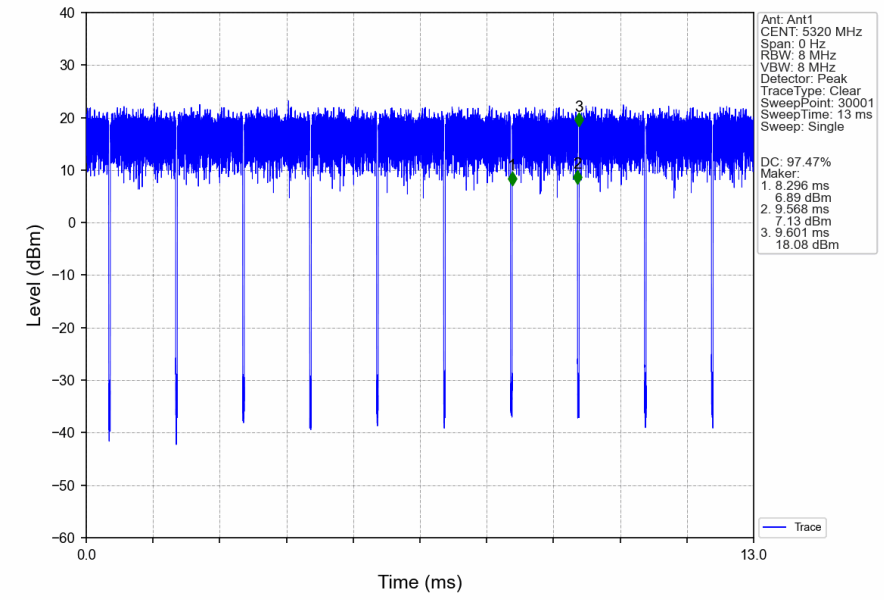

Unless otherwise agreed in writing, this document is issued by the Company subject to its General Conditions of Service printed overleaf, available on request or accessible at http://www.sgs.com/en/Terms-and-Conditions.aspx and, for electronic format documents, subject to Terms and Conditions for Electronic Documents at http://www.sgs.com/en/Terms-and-Conditions/Terms-e-Document.aspx. Attention is drawn to the limitation of liability, indemnification and jurisdiction issues defined therein. Any holder of this document is advised that information contained hereon reflects the Company's findings at the time of its intervention only and within the limits of Client's instructions, if any. The Company's sole responsibility is to its Client and this document does not exonerate parties to a transaction from exercising all their rights and obligations under the transaction documents. This document cannot be reproduced except in full, without prior written approval of the Company. Any unauthorized alteration, forgery or falsification of the content or appearance of this document is unlawful and offenders may be prosecuted to the fullest extent of the law. Unless otherwise stated the results shown in this test report refer only to the sample(s) tested and such sample(s) are retained for 30 days only.
Attention: To check the authenticity of testing /inspection report & certificate, please contact us at telephone: (86-755) 8307 1443, or email: CN.Doccheck@sgs.com
Fuyong lab. Xinlong TechnoPark, Fengtang Road, Fuyong Subdistrict, Bao'an, Shenzhen, China 518103 t (86–755) 88663988 f (86–755) 26710594 www.sgsgroup.com.cn
中国・深圳・宝安区福永街道凤塘大道鑫龙科技园福永实验室 邮编: 518103 t (86–755) 88663988 f (86–755) 26710594 sgs.china@sgs.com
Member of the SGS Group (SGS SA)

802.11n(HT20)_LCH_5500MHz_Ant1_NTNV

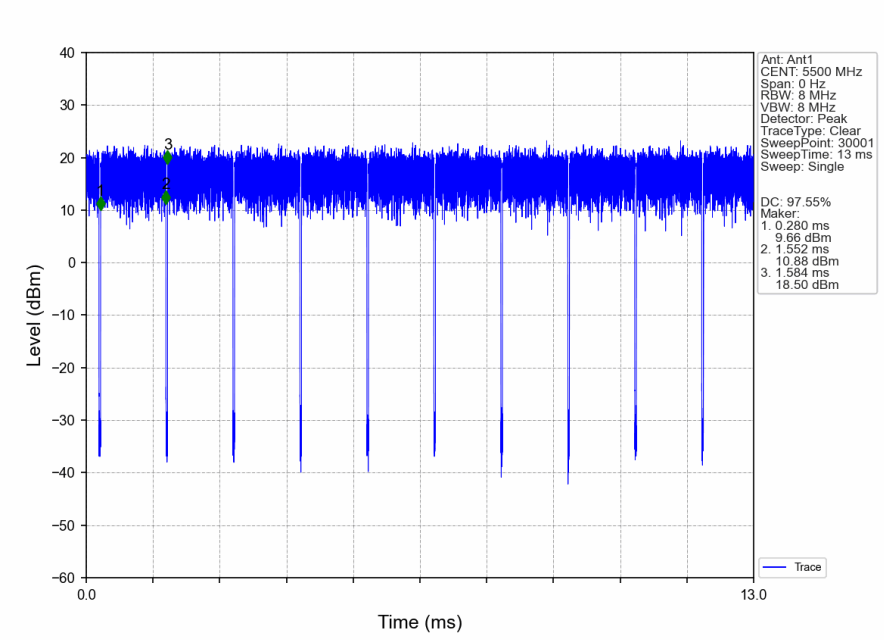

802.11n(HT20)_MCH_5580MHz_Ant1_NTNV

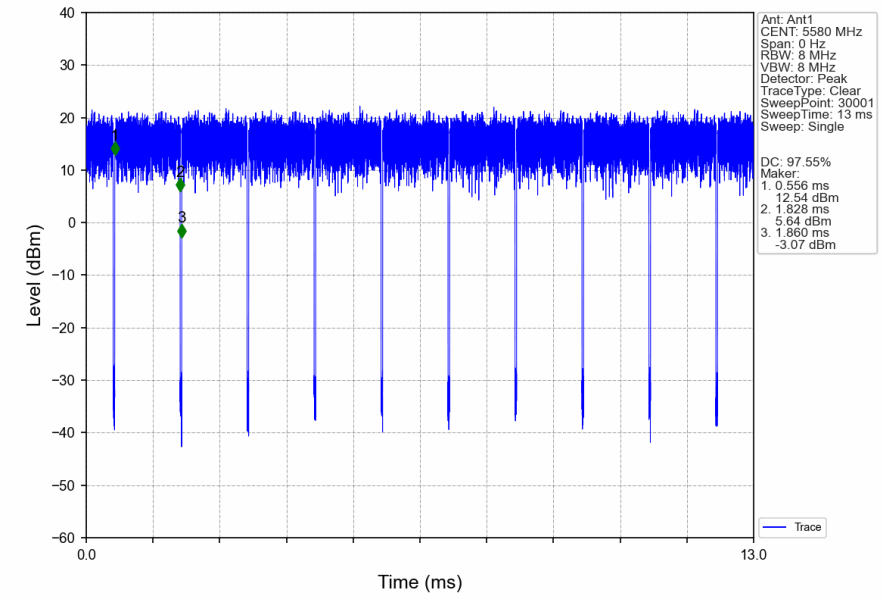

Unless otherwise agreed in writing, this document is issued by the Company subject to its General Conditions of Service printed overleaf, available on request or accessible at http://www.sgs.com/en/Terms-and-Conditions.aspx and, for electronic format documents, subject to Terms and Conditions for Electronic Documents at http://www.sgs.com/en/Terms-and-Conditions/Terms-e-Document.aspx. Attention is drawn to the limitation of liability, indemnification and jurisdiction issues defined therein. Any holder of this document is advised that information contained hereon reflects the Company's findings at the time of its intervention only and within the limits of Client's instructions, if any. The Company's sole responsibility is to its Client and this document does not exonerate parties to a transaction from exercising all their rights and obligations under the transaction documents. This document cannot be reproduced except in full, without prior written approval of the Company. Any unauthorized alteration, forgery or falsification of the content or appearance of this document is unlawful and offenders may be prosecuted to the fullest extent of the law. Unless otherwise stated the results shown in this test report refer only to the sample(s) tested and such sample(s) are retained for 30 days only.
Attention: To check the authenticity of testing /inspection report & certificate, please contact us at telephone: (86-755) 8307 1443, or email: CN.Doccheck@sgs.com
Fuyong lab. Xinlong TechnoPark, Fengtang Road, Fuyong Subdistrict, Bao'an, Shenzhen, China 518103 t (86–755) 88663988 f (86–755) 26710594 www.sgsgroup.com.cn
中国·深圳·宝安区福永街道凤塘大道鑫龙科技园福永实验室 邮编: 518103 t (86–755) 88663988 f (86–755) 26710594 sgs.china@sgs.com
Member of the SGS Group (SGS SA)

802.11n(HT20)_HCH_5700MHz_Ant1_NTNV

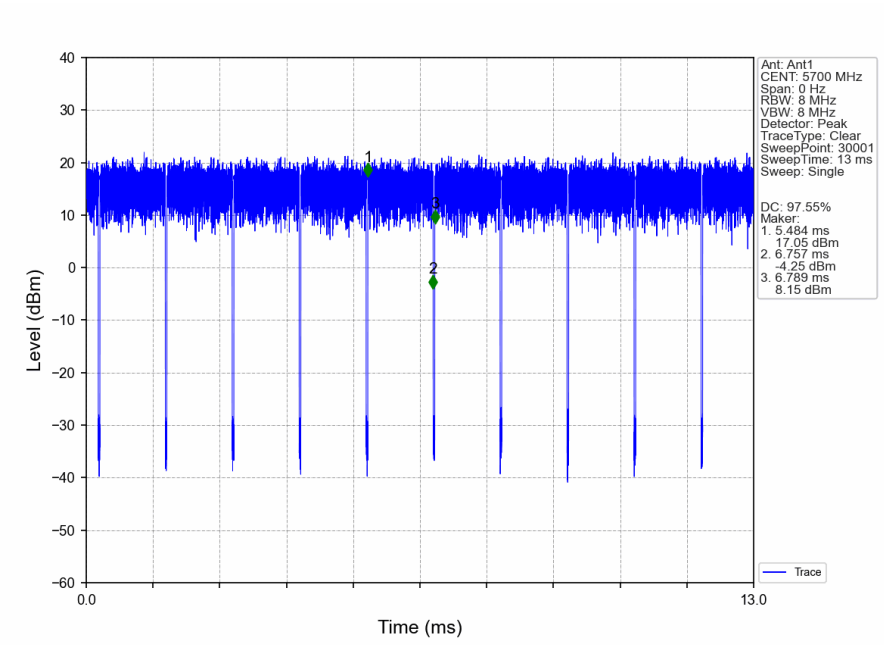

802.11n(HT20)_LCH_5745MHz_Ant1_NTNV

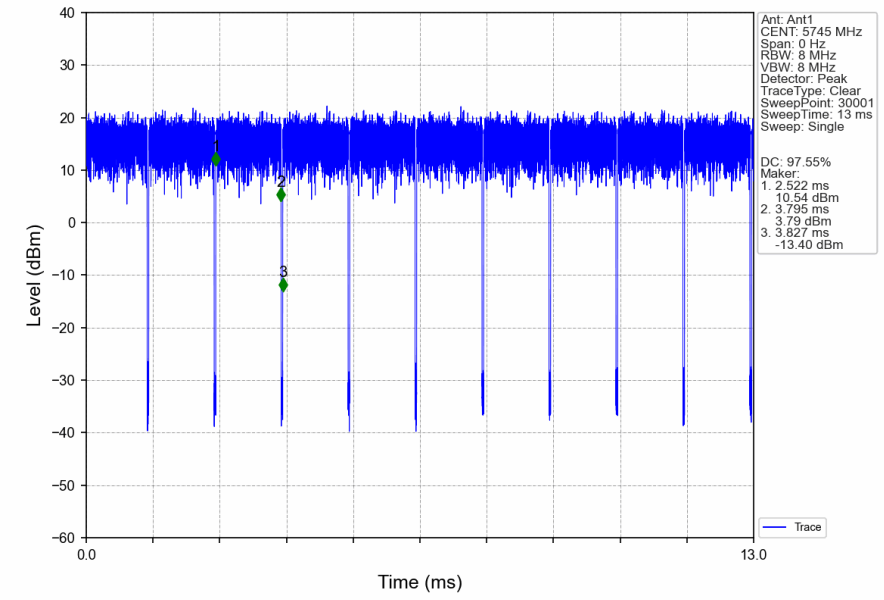

Unless otherwise agreed in writing, this document is issued by the Company subject to its General Conditions of Service printed overleaf, available on request or accessible at http://www.sgs.com/en/Terms-and-Conditions.aspx and, for electronic format documents, subject to Terms and Conditions for Electronic Documents at http://www.sgs.com/en/Terms-and-Conditions/Terms-e-Document.aspx. Attention is drawn to the limitation of liability, indemnification and jurisdiction issues defined therein. Any holder of this document is advised that information contained hereon reflects the Company's findings at the time of its intervention only and within the limits of Client's instructions, if any. The Company's sole responsibility is to its Client and this document does not exonerate parties to a transaction from exercising all their rights and obligations under the transaction documents. This document cannot be reproduced except in full, without prior written approval of the Company. Any unauthorized alteration, forgery or falsification of the content or appearance of this document is unlawful and offenders may be prosecuted to the fullest extent of the law. Unless otherwise stated the results shown in this test report refer only to the sample(s) tested and such sample(s) are retained for 30 days only.
Attention: To check the authenticity of testing /inspection report & certificate, please contact us at telephone: (86-755) 8307 1443, or email: CN.Doccheck@sgs.com
Fuyong lab. Xinlong TechnoPark, Fengtang Road, Fuyong Subdistrict, Bao'an, Shenzhen, China 518103 t (86–755) 88663988 f (86–755) 26710594 www.sgsgroup.com.cn
中国·深圳·宝安区福永街道凤塘大道鑫龙科技园福永实验室 邮编: 518103 t (86–755) 88663988 f (86–755) 26710594 sgs.china@sgs.com
Member of the SGS Group (SGS SA)

802.11n(HT20)_MCH_5785MHz_Ant1_NTNV

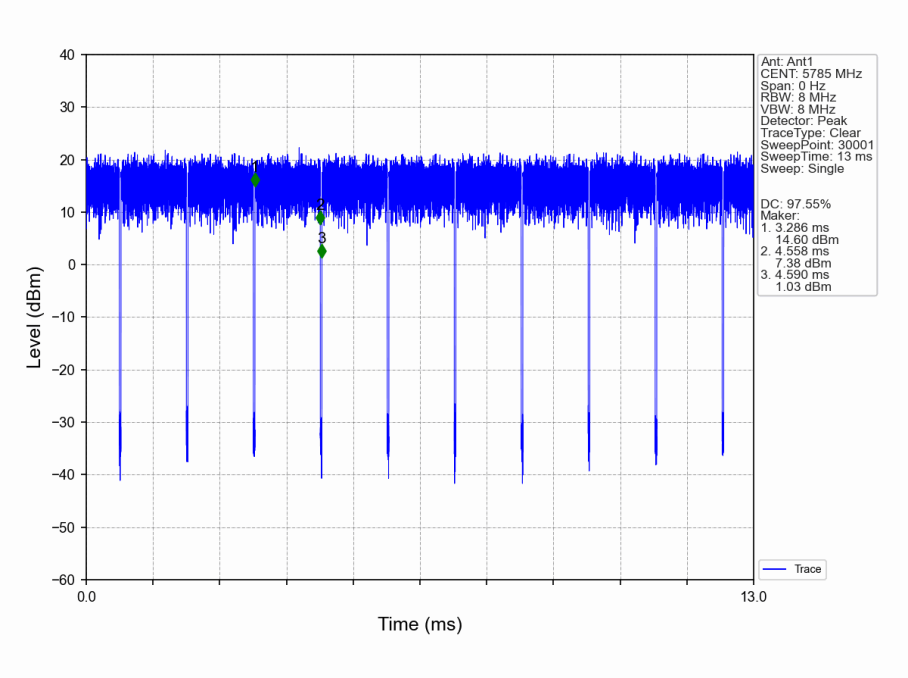

802.11n(HT20)_HCH_5825MHz_Ant1_NTNV

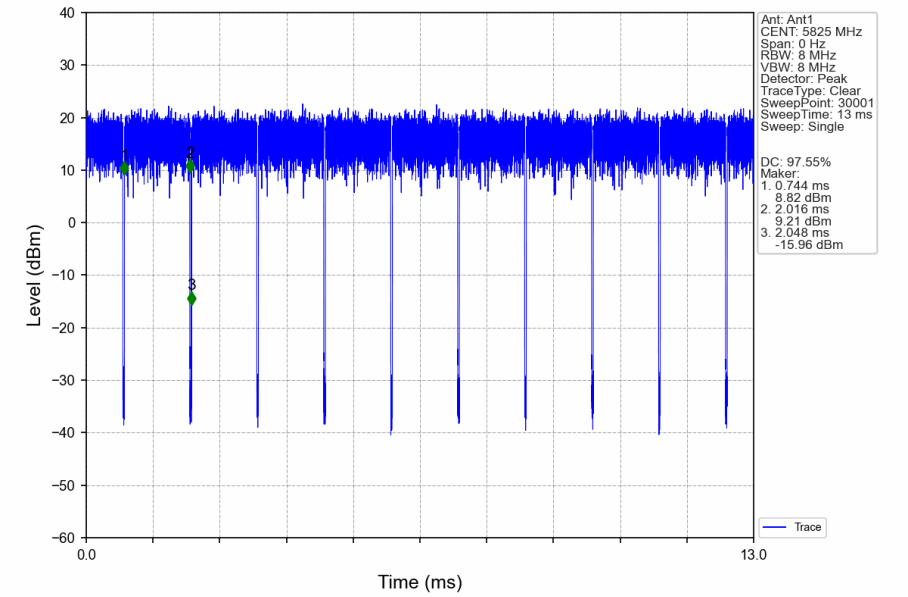

Unless otherwise agreed in writing, this document is issued by the Company subject to its General Conditions of Service printed overleaf, available on request or accessible at http://www.sgs.com/en/Terms-and-Conditions.aspx and, for electronic format documents, subject to Terms and Conditions for Electronic Documents at http://www.sgs.com/en/Terms-and-Conditions/Terms-e-Document.aspx. Attention is drawn to the limitation of liability, indemnification and jurisdiction issues defined therein. Any holder of this document is advised that information contained hereon reflects the Company's findings at the time of its intervention only and within the limits of Client's instructions, if any. The Company's sole responsibility is to its Client and this document does not exonerate parties to a transaction from exercising all their rights and obligations under the transaction documents. This document cannot be reproduced except in full, without prior written approval of the Company. Any unauthorized alteration, forgery or falsification of the content or appearance of this document is unlawful and offenders may be prosecuted to the fullest extent of the law. Unless otherwise stated the results shown in this test report refer only to the sample(s) tested and such sample(s) are retained for 30 days only.
Attention: To check the authenticity of testing /inspection report & certificate, please contact us at telephone: (86-755) 8307 1443, or email: CN.Doccheck@sgs.com
Fuyong lab. Xinlong TechnoPark, Fengtang Road, Fuyong Subdistrict, Bao'an, Shenzhen, China 518103 t (86–755) 88663988 f (86–755) 26710594 www.sgsgroup.com.cn
中国·深圳·宝安区福永街道凤塘大道鑫龙科技园福永实验室 邮编: 518103 t (86–755) 88663988 f (86–755) 26710594 sgs.china@sgs.com
Member of the SGS Group (SGS SA)

802.11ac(VHT20)_LCH_5180MHz_Ant1_NTNV

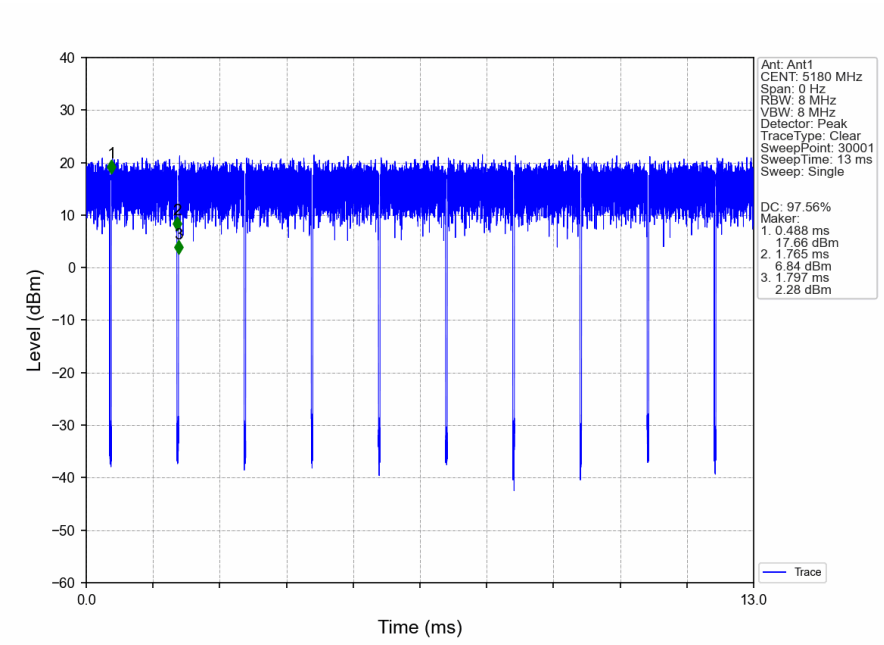

802.11ac(VHT20)_MCH_5200MHz_Ant1_NTNV

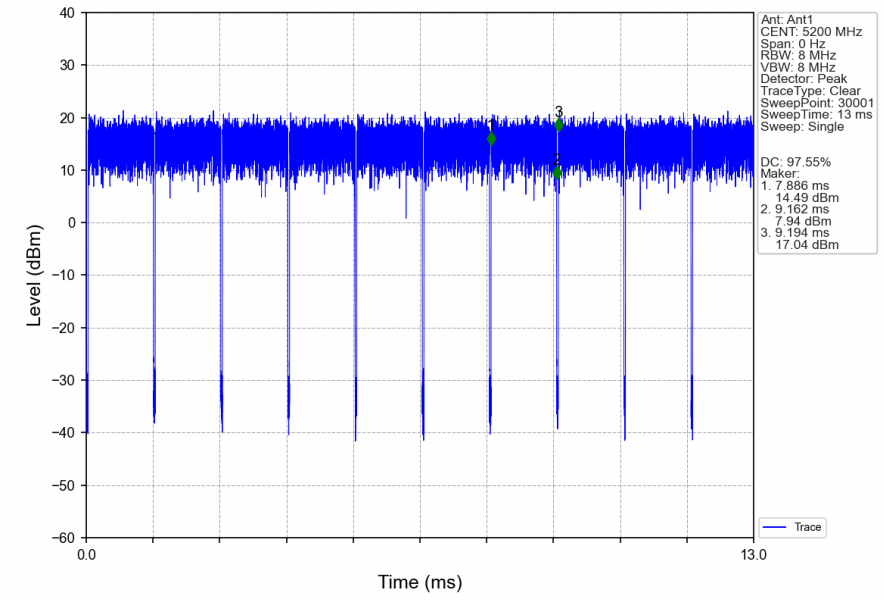

Unless otherwise agreed in writing, this document is issued by the Company subject to its General Conditions of Service printed overleaf, available on request or accessible at http://www.sgs.com/en/Terms-and-Conditions.aspx and, for electronic format documents, subject to Terms and Conditions for Electronic Documents at http://www.sgs.com/en/Terms-and-Conditions/Terms-e-Document.aspx. Attention is drawn to the limitation of liability, indemnification and jurisdiction issues defined therein. Any holder of this document is advised that information contained hereon reflects the Company's findings at the time of its intervention only and within the limits of Client's instructions, if any. The Company's sole responsibility is to its Client and this document does not exonerate parties to a transaction from exercising all their rights and obligations under the transaction documents. This document cannot be reproduced except in full, without prior written approval of the Company. Any unauthorized alteration, forgery or falsification of the content or appearance of this document is unlawful and offenders may be prosecuted to the fullest extent of the law. Unless otherwise stated the results shown in this test report refer only to the sample(s) tested and such sample(s) are retained for 30 days only.
Attention: To check the authenticity of testing /inspection report & certificate, please contact us at telephone: (86-755) 8307 1443, or email: CN.Doccheck@sgs.com
Fuyong lab. Xinlong TechnoPark, Fengtang Road, Fuyong Subdistrict, Bao'an, Shenzhen, China 518103 t (86–755) 88663988 f (86–755) 26710594 www.sgsgroup.com.cn
中国·深圳·宝安区福永街道凤塘大道鑫龙科技园福永实验室 邮编: 518103 t (86–755) 88663988 f (86–755) 26710594 sgs.china@sgs.com
Member of the SGS Group (SGS SA)

802.11ac(VHT20)_HCH_5240MHz_Ant1_NTNV

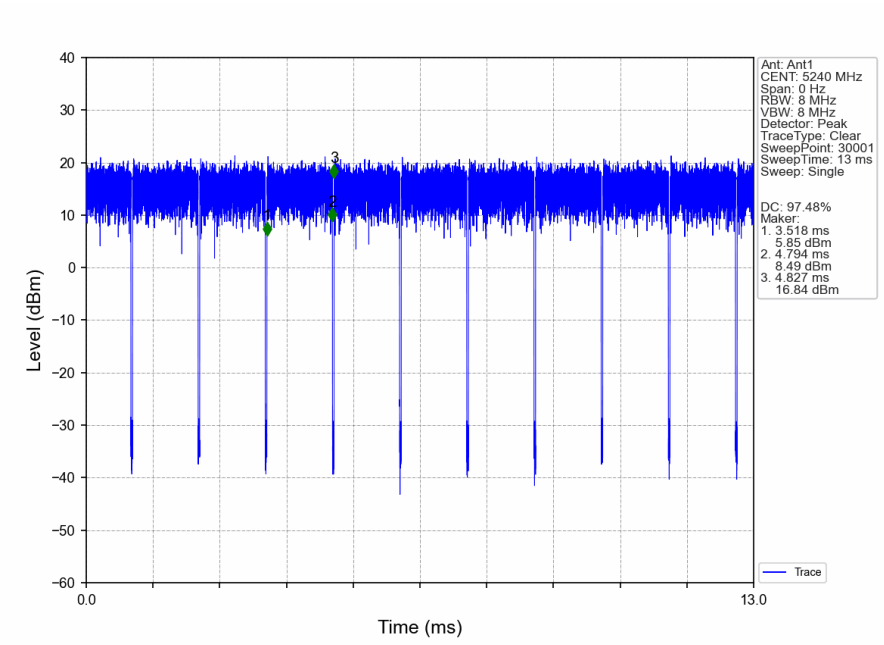

802.11ac(VHT20)_LCH_5260MHz_Ant1_NTNV

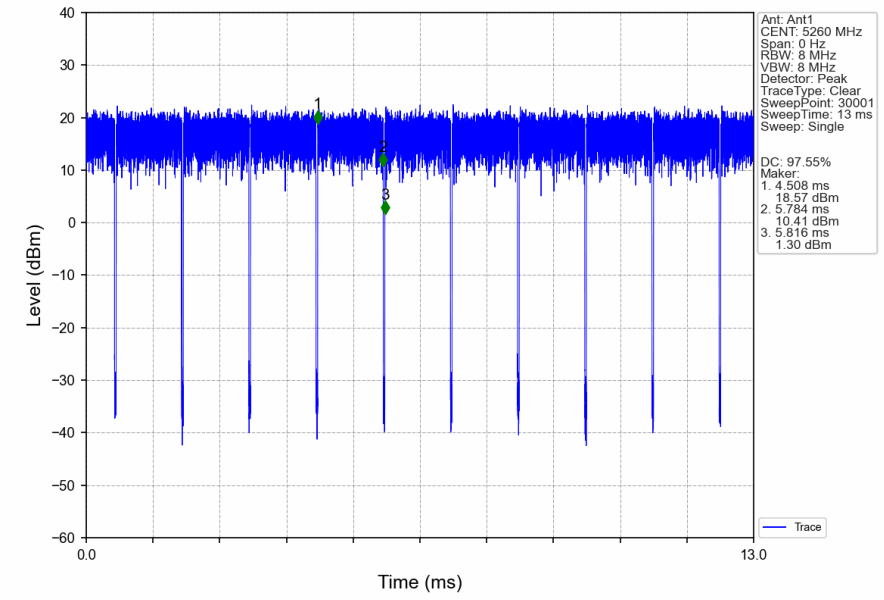

Unless otherwise agreed in writing, this document is issued by the Company subject to its General Conditions of Service printed overleaf, available on request or accessible at http://www.sgs.com/en/Terms-and-Conditions.aspx and, for electronic format documents, subject to Terms and Conditions for Electronic Documents at http://www.sgs.com/en/Terms-and-Conditions/Terms-e-Document.aspx. Attention is drawn to the limitation of liability, indemnification and jurisdiction issues defined therein. Any holder of this document is advised that information contained hereon reflects the Company's findings at the time of its intervention only and within the limits of Client's instructions, if any. The Company's sole responsibility is to its Client and this document does not exonerate parties to a transaction from exercising all their rights and obligations under the transaction documents. This document cannot be reproduced except in full, without prior written approval of the Company. Any unauthorized alteration, forgery or falsification of the content or appearance of this document is unlawful and offenders may be prosecuted to the fullest extent of the law. Unless otherwise stated the results shown in this test report refer only to the sample(s) tested and such sample(s) are retained for 30 days only.
Attention: To check the authenticity of testing /inspection report & certificate, please contact us at telephone: (86-755) 8307 1443, or email: CN.Doccheck@sgs.com
Fuyong lab. Xinlong TechnoPark, Fengtang Road, Fuyong Subdistrict, Bao'an, Shenzhen, China 518103 t (86–755) 88663988 f (86–755) 26710594 www.sgsgroup.com.cn
中国·深圳·宝安区福永街道凤塘大道鑫龙科技园福永实验室 邮编: 518103 t (86–755) 88663988 f (86–755) 26710594 sgs.china@sgs.com
Member of the SGS Group (SGS SA)

802.11ac(VHT20)_MCH_5300MHz_Ant1_NTNV

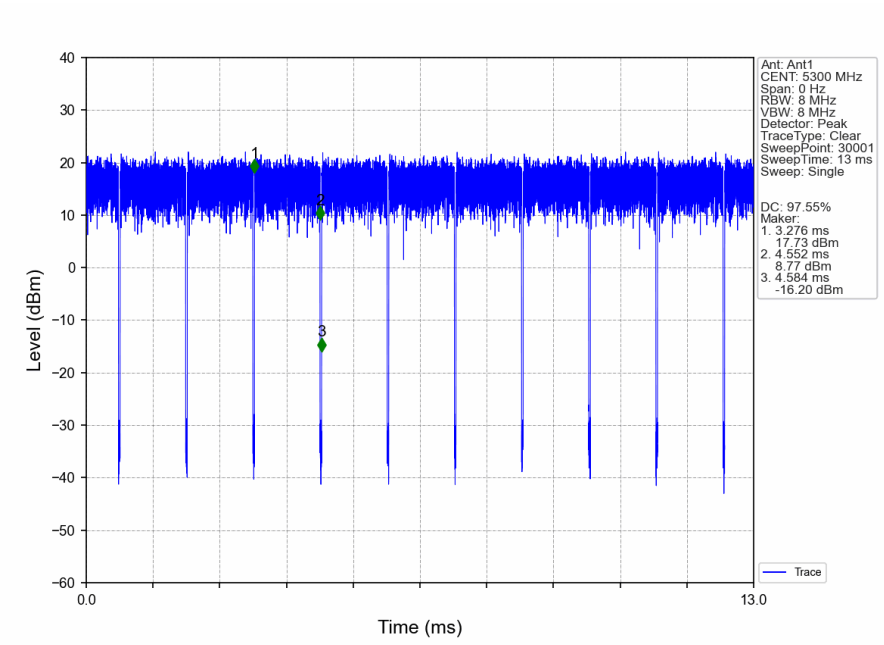

802.11ac(VHT20)_HCH_5320MHz_Ant1_NTNV

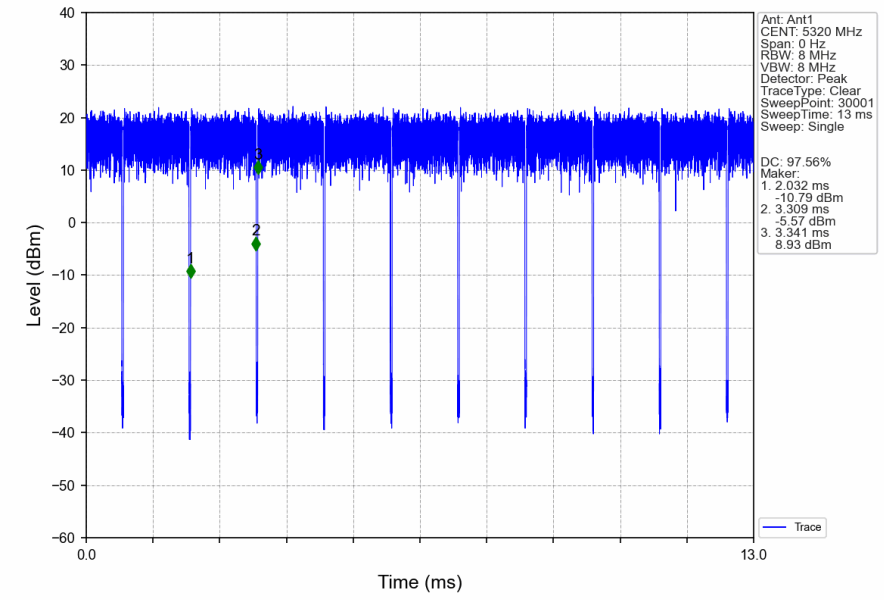

Unless otherwise agreed in writing, this document is issued by the Company subject to its General Conditions of Service printed overleaf, available on request or accessible at http://www.sgs.com/en/Terms-and-Conditions.aspx and, for electronic format documents, subject to Terms and Conditions for Electronic Documents at http://www.sgs.com/en/Terms-and-Conditions/Terms-e-Document.aspx. Attention is drawn to the limitation of liability, indemnification and jurisdiction issues defined therein. Any holder of this document is advised that information contained hereon reflects the Company's findings at the time of its intervention only and within the limits of Client's instructions, if any. The Company's sole responsibility is to its Client and this document does not exonerate parties to a transaction from exercising all their rights and obligations under the transaction documents. This document cannot be reproduced except in full, without prior written approval of the Company. Any unauthorized alteration, forgery or falsification of the content or appearance of this document is unlawful and offenders may be prosecuted to the fullest extent of the law. Unless otherwise stated the results shown in this test report refer only to the sample(s) tested and such sample(s) are retained for 30 days only.
Attention: To check the authenticity of testing /inspection report & certificate, please contact us at telephone: (86-755) 8307 1443, or email: CN.Doccheck@sgs.com
Fuyong lab. Xinlong TechnoPark, Fengtang Road, Fuyong Subdistrict, Bao'an, Shenzhen, China 518103 t (86–755) 88663988 f (86–755) 26710594 www.sgsgroup.com.cn
中国·深圳·宝安区福永街道凤塘大道鑫龙科技园福永实验室 邮编: 518103 t (86–755) 88663988 f (86–755) 26710594 sgs.china@sgs.com
Member of the SGS Group (SGS SA)

802.11ac(VHT20)_LCH_5500MHz_Ant1_NTNV

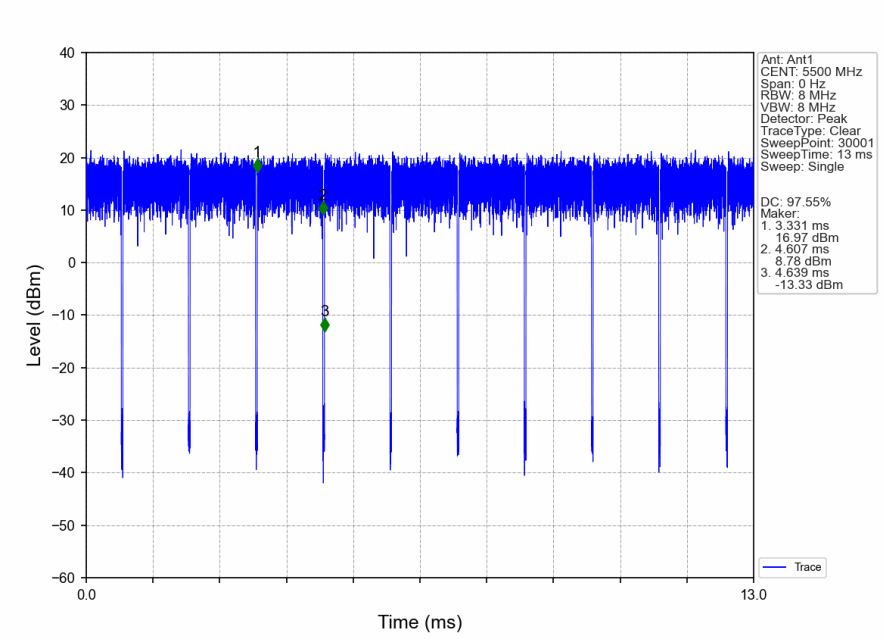

802.11ac(VHT20)_MCH_5580MHz_Ant1_NTNV

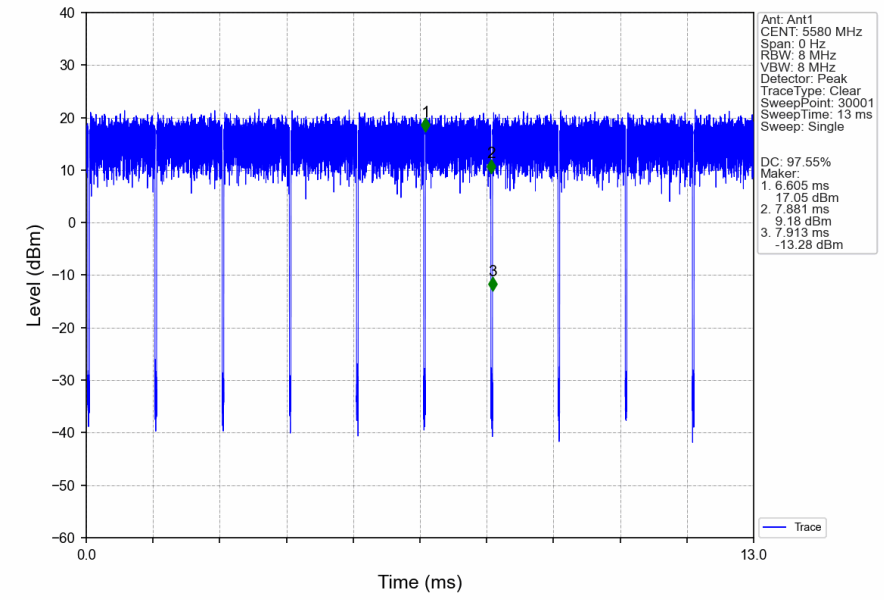

Unless otherwise agreed in writing, this document is issued by the Company subject to its General Conditions of Service printed overleaf, available on request or accessible at http://www.sgs.com/en/Terms-and-Conditions.aspx and, for electronic format documents, subject to Terms and Conditions for Electronic Documents at http://www.sgs.com/en/Terms-and-Conditions/Terms-e-Document.aspx. Attention is drawn to the limitation of liability, indemnification and jurisdiction issues defined therein. Any holder of this document is advised that information contained hereon reflects the Company's findings at the time of its intervention only and within the limits of Client's instructions, if any. The Company's sole responsibility is to its Client and this document does not exonerate parties to a transaction from exercising all their rights and obligations under the transaction documents. This document cannot be reproduced except in full, without prior written approval of the Company. Any unauthorized alteration, forgery or falsification of the content or appearance of this document is unlawful and offenders may be prosecuted to the fullest extent of the law. Unless otherwise stated the results shown in this test report refer only to the sample(s) tested and such sample(s) are retained for 30 days only.
Attention: To check the authenticity of testing /inspection report & certificate, please contact us at telephone: (86-755) 8307 1443, or email: CN.Doccheck@sgs.com
Fuyong lab. Xinlong TechnoPark, Fengtang Road, Fuyong Subdistrict, Bao'an, Shenzhen, China 518103 t (86–755) 88663988 f (86–755) 26710594 www.sgsgroup.com.cn
中国·深圳·宝安区福永街道凤塘大道鑫龙科技园福永实验室 邮编: 518103 t (86–755) 88663988 f (86–755) 26710594 sgs.china@sgs.com
Member of the SGS Group (SGS SA)

802.11ac(VHT20)_HCH_5700MHz_Ant1_NTNV

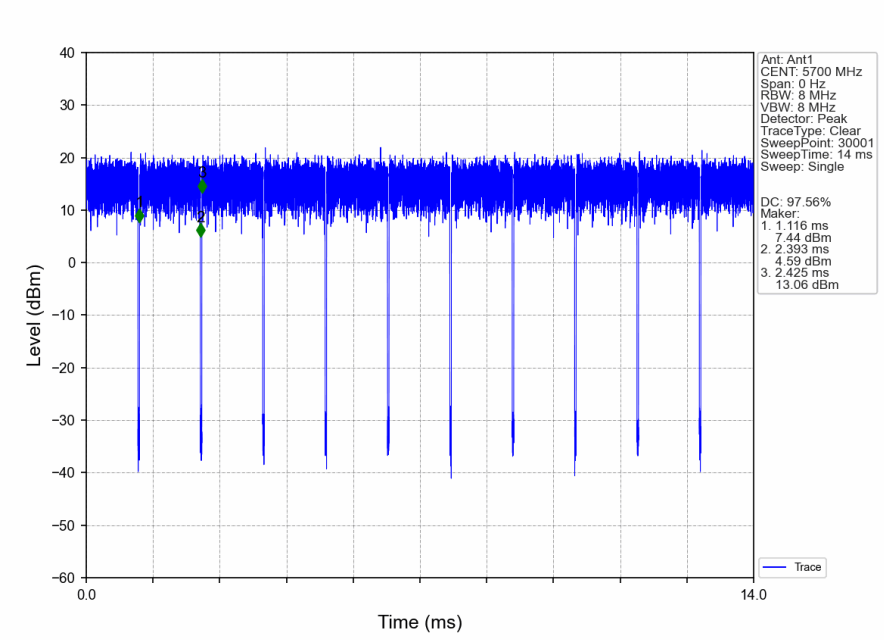

802.11ac(VHT20)_LCH_5745MHz_Ant1_NTNV

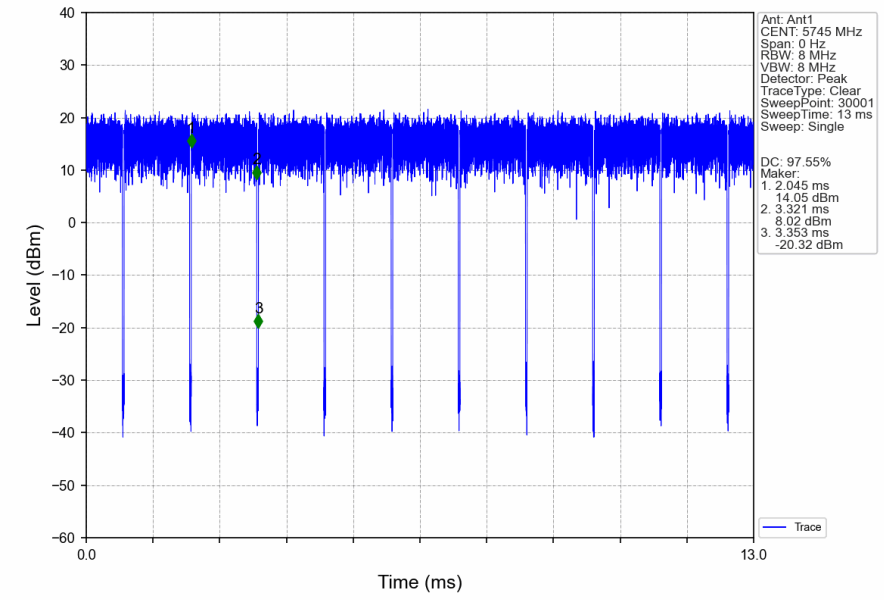

Unless otherwise agreed in writing, this document is issued by the Company subject to its General Conditions of Service printed overleaf, available on request or accessible at http://www.sgs.com/en/Terms-and-Conditions.aspx and, for electronic format documents, subject to Terms and Conditions for Electronic Documents at http://www.sgs.com/en/Terms-and-Conditions/Terms-e-Document.aspx. Attention is drawn to the limitation of liability, indemnification and jurisdiction issues defined therein. Any holder of this document is advised that information contained hereon reflects the Company's findings at the time of its intervention only and within the limits of Client's instructions, if any. The Company's sole responsibility is to its Client and this document does not exonerate parties to a transaction from exercising all their rights and obligations under the transaction documents. This document cannot be reproduced except in full, without prior written approval of the Company. Any unauthorized alteration, forgery or falsification of the content or appearance of this document is unlawful and offenders may be prosecuted to the fullest extent of the law. Unless otherwise stated the results shown in this test report refer only to the sample(s) tested and such sample(s) are retained for 30 days only.
Attention: To check the authenticity of testing /inspection report & certificate, please contact us at telephone: (86-755) 8307 1443, or email: CN.Doccheck@sgs.com
Fuyong lab. Xinlong TechnoPark, Fengtang Road, Fuyong Subdistrict, Bao'an, Shenzhen, China 518103 t (86–755) 88663988 f (86–755) 26710594 www.sgsgroup.com.cn
中国・深圳・宝安区福永街道凤塘大道鑫龙科技园福永实验室 邮编: 518103 t (86–755) 88663988 f (86–755) 26710594 sgs.china@sgs.com
Member of the SGS Group (SGS SA)

802.11ac(VHT20)_MCH_5785MHz_Ant1_NTNV

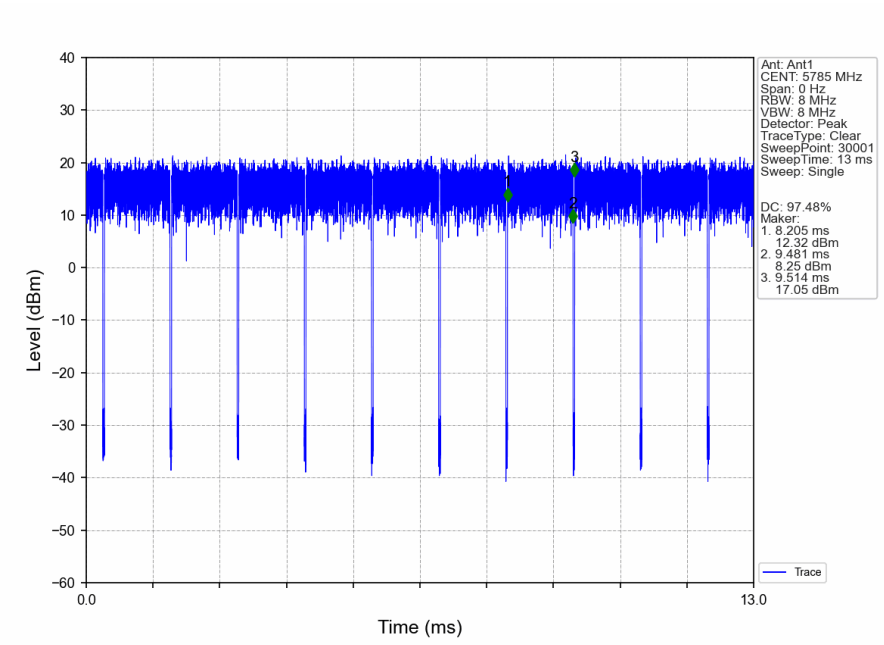

802.11ac(VHT20)_HCH_5825MHz_Ant1_NTNV

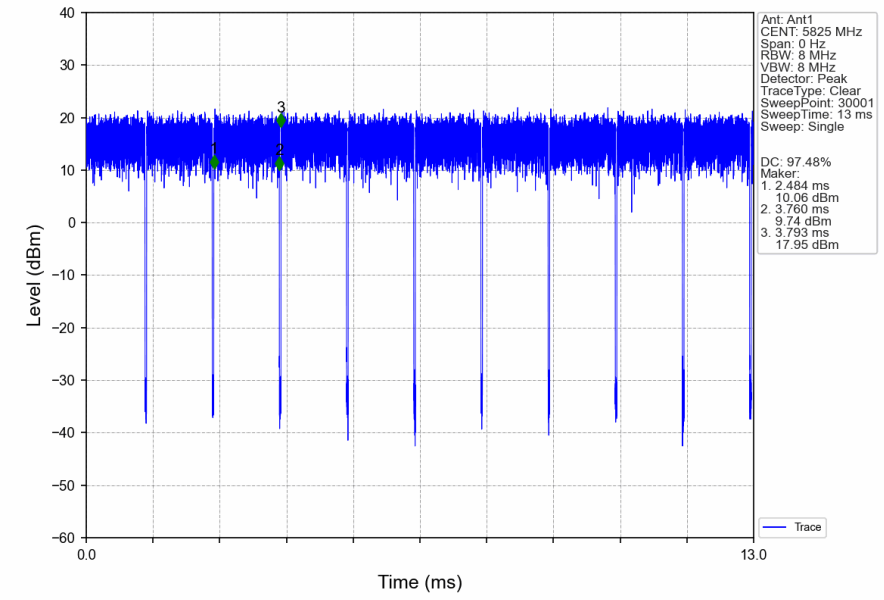

Unless otherwise agreed in writing, this document is issued by the Company subject to its General Conditions of Service printed overleaf, available on request or accessible at http://www.sgs.com/en/Terms-and-Conditions.aspx and, for electronic format documents, subject to Terms and Conditions for Electronic Documents at http://www.sgs.com/en/Terms-and-Conditions/Terms-e-Document.aspx. Attention is drawn to the limitation of liability, indemnification and jurisdiction issues defined therein. Any holder of this document is advised that information contained hereon reflects the Company's findings at the time of its intervention only and within the limits of Client's instructions, if any. The Company's sole responsibility is to its Client and this document does not exonerate parties to a transaction from exercising all their rights and obligations under the transaction documents. This document cannot be reproduced except in full, without prior written approval of the Company. Any unauthorized alteration, forgery or falsification of the content or appearance of this document is unlawful and offenders may be prosecuted to the fullest extent of the law. Unless otherwise stated the results shown in this test report refer only to the sample(s) tested and such sample(s) are retained for 30 days only.
Attention: To check the authenticity of testing /inspection report & certificate, please contact us at telephone: (86-755) 8307 1443, or email: CN.Doccheck@sgs.com
Fuyong lab. Xinlong TechnoPark, Fengtang Road, Fuyong Subdistrict, Bao'an, Shenzhen, China 518103 t (86–755) 88663988 f (86–755) 26710594 www.sgsgroup.com.cn
中国·深圳·宝安区福永街道凤塘大道鑫龙科技园福永实验室 邮编: 518103 t (86–755) 88663988 f (86–755) 26710594 sgs.china@sgs.com
Member of the SGS Group (SGS SA)

802.11ax(HEW20)_LCH_5180MHz_SU_ / _Ant1_NTNV

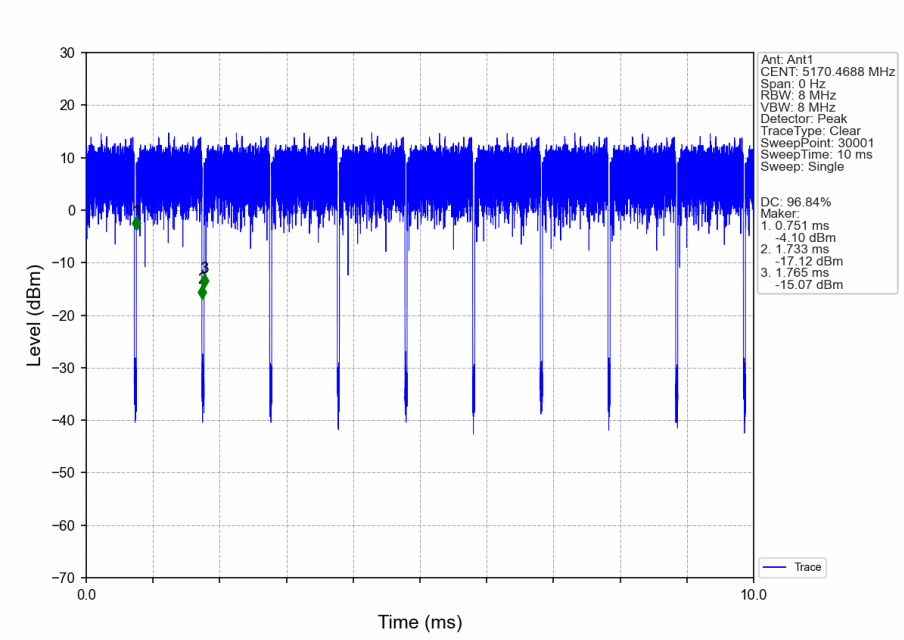

802.11ax(HEW20)_MCH_5200MHz_SU_ / _Ant1_NTNV

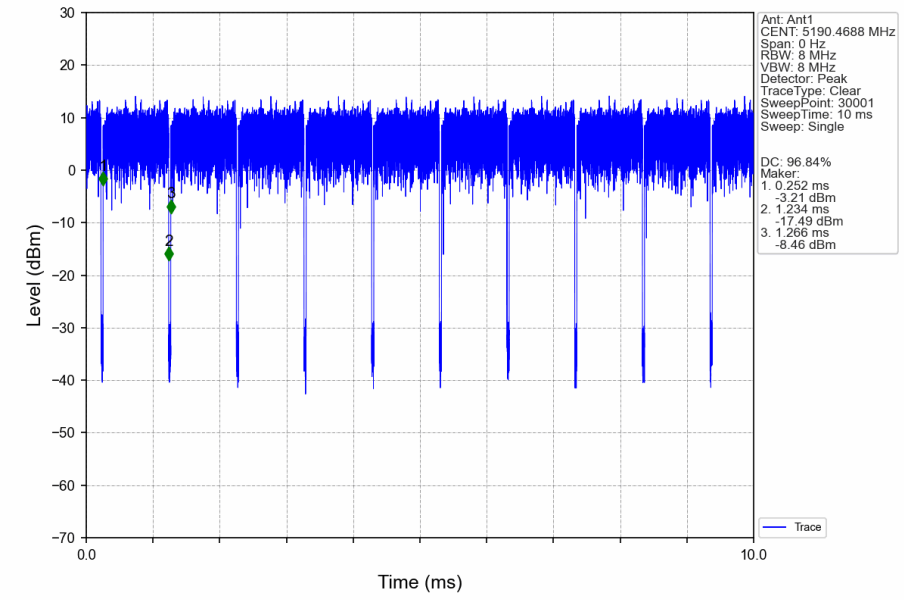

Unless otherwise agreed in writing, this document is issued by the Company subject to its General Conditions of Service printed overleaf, available on request or accessible at http://www.sgs.com/en/Terms-and-Conditions.aspx and, for electronic format documents, subject to Terms and Conditions for Electronic Documents at http://www.sgs.com/en/Terms-and-Conditions/Terms-e-Document.aspx. Attention is drawn to the limitation of liability, indemnification and jurisdiction issues defined therein. Any holder of this document is advised that information contained hereon reflects the Company's findings at the time of its intervention only and within the limits of Client's instructions, if any. The Company's sole responsibility is to its Client and this document does not exonerate parties to a transaction from exercising all their rights and obligations under the transaction documents. This document cannot be reproduced except in full, without prior written approval of the Company. Any unauthorized alteration, forgery or falsification of the content or appearance of this document is unlawful and offenders may be prosecuted to the fullest extent of the law. Unless otherwise stated the results shown in this test report refer only to the sample(s) tested and such sample(s) are retained for 30 days only.
Attention: To check the authenticity of testing /inspection report & certificate, please contact us at telephone: (86-755) 8307 1443, or email: CN.Doccheck@sgs.com
Fuyong lab. Xinlong TechnoPark, Fengtang Road, Fuyong Subdistrict, Bao'an, Shenzhen, China 518103 t (86–755) 88663988 f (86–755) 26710594 www.sgsgroup.com.cn
中国·深圳·宝安区福永街道凤塘大道鑫龙科技园福永实验室 邮编: 518103 t (86–755) 88663988 f (86–755) 26710594 sgs.china@sgs.com
Member of the SGS Group (SGS SA)

802.11ax(HEW20)_HCH_5240MHz_SU_ / _Ant1_NTNV

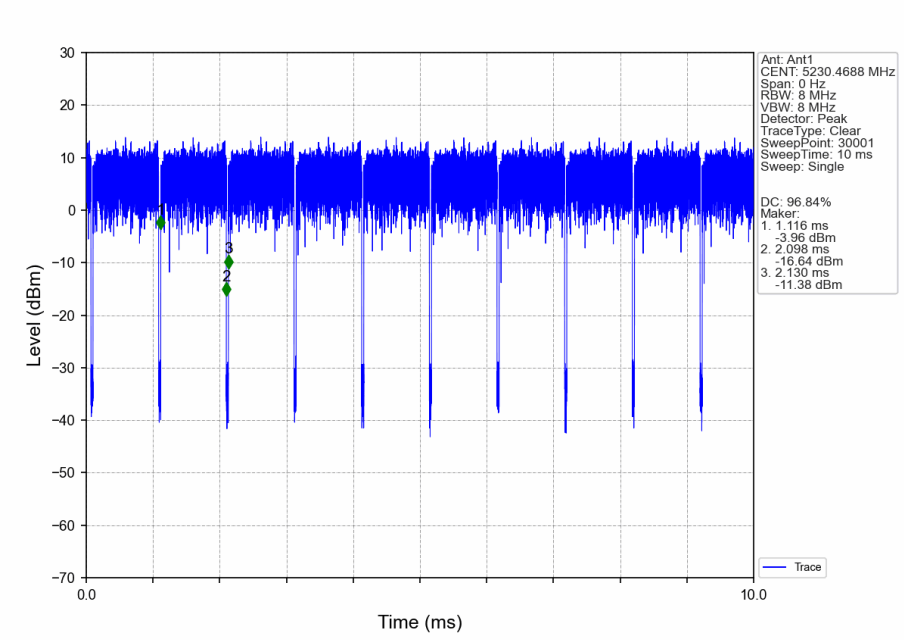

802.11ax(HEW20)_LCH_5260MHz_SU_ / _Ant1_NTNV

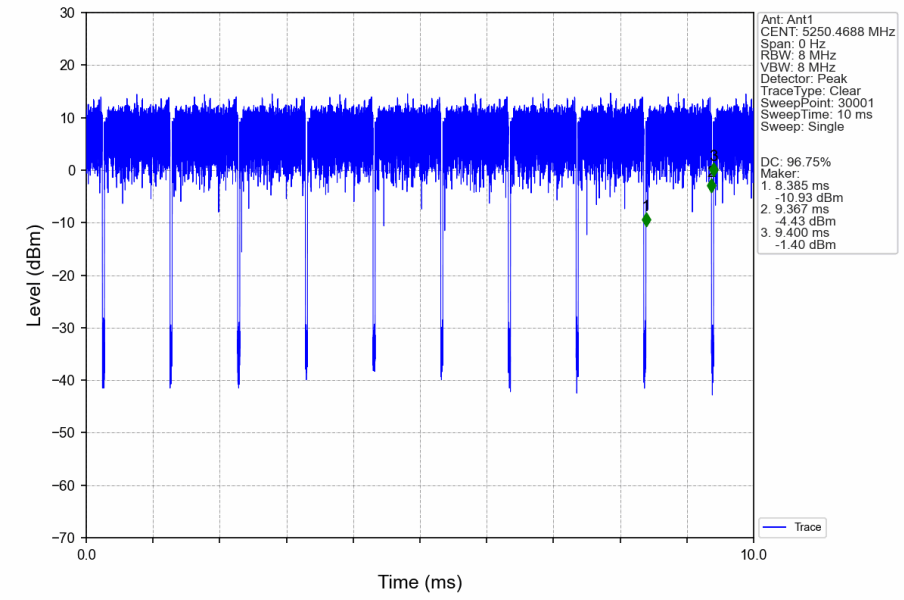

Unless otherwise agreed in writing, this document is issued by the Company subject to its General Conditions of Service printed overleaf, available on request or accessible at http://www.sgs.com/en/Terms-and-Conditions.aspx and, for electronic format documents, subject to Terms and Conditions for Electronic Documents at http://www.sgs.com/en/Terms-and-Conditions/Terms-e-Document.aspx. Attention is drawn to the limitation of liability, indemnification and jurisdiction issues defined therein. Any holder of this document is advised that information contained hereon reflects the Company's findings at the time of its intervention only and within the limits of Client's instructions, if any. The Company's sole responsibility is to its Client and this document does not exonerate parties to a transaction from exercising all their rights and obligations under the transaction documents. This document cannot be reproduced except in full, without prior written approval of the Company. Any unauthorized alteration, forgery or falsification of the content or appearance of this document is unlawful and offenders may be prosecuted to the fullest extent of the law. Unless otherwise stated the results shown in this test report refer only to the sample(s) tested and such sample(s) are retained for 30 days only.
Attention: To check the authenticity of testing /inspection report & certificate, please contact us at telephone: (86-755) 8307 1443, or email: CN.Doccheck@sgs.com
Fuyong lab. Xinlong TechnoPark, Fengtang Road, Fuyong Subdistrict, Bao'an, Shenzhen, China 518103 t (86–755) 88663988 f (86–755) 26710594 www.sgsgroup.com.cn
中国·深圳·宝安区福永街道凤塘大道鑫龙科技园福永实验室 邮编: 518103 t (86–755) 88663988 f (86–755) 26710594 sgs.china@sgs.com
Member of the SGS Group (SGS SA)

802.11ax(HEW20)_MCH_5300MHz_SU_ / _Ant1_NTNV

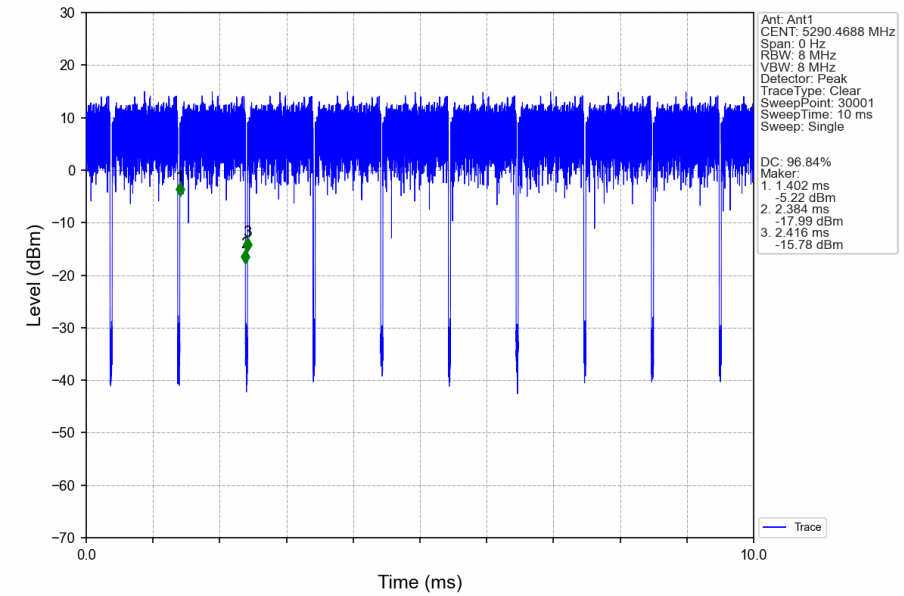

802.11ax(HEW20)_HCH_5320MHz_SU_ / _Ant1_NTNV

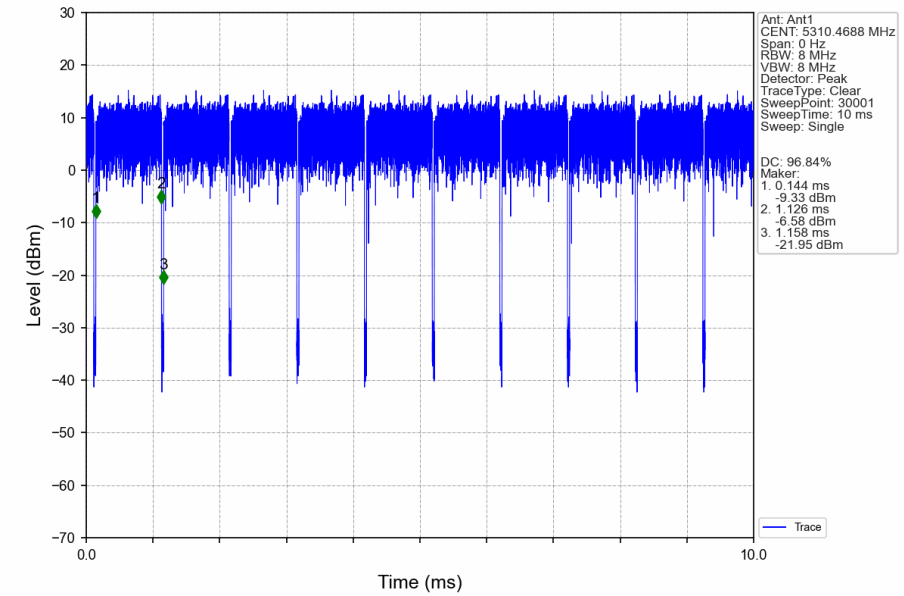

Unless otherwise agreed in writing, this document is issued by the Company subject to its General Conditions of Service printed overleaf, available on request or accessible at http://www.sgs.com/en/Terms-and-Conditions.aspx and, for electronic format documents, subject to Terms and Conditions for Electronic Documents at http://www.sgs.com/en/Terms-and-Conditions/Terms-e-Document.aspx. Attention is drawn to the limitation of liability, indemnification and jurisdiction issues defined therein. Any holder of this document is advised that information contained hereon reflects the Company's findings at the time of its intervention only and within the limits of Client's instructions, if any. The Company's sole responsibility is to its Client and this document does not exonerate parties to a transaction from exercising all their rights and obligations under the transaction documents. This document cannot be reproduced except in full, without prior written approval of the Company. Any unauthorized alteration, forgery or falsification of the content or appearance of this document is unlawful and offenders may be prosecuted to the fullest extent of the law. Unless otherwise stated the results shown in this test report refer only to the sample(s) tested and such sample(s) are retained for 30 days only.
Attention: To check the authenticity of testing /inspection report & certificate, please contact us at telephone: (86-755) 8307 1443, or email: CN.Doccheck@sgs.com
Fuyong lab. Xinlong TechnoPark, Fengtang Road, Fuyong Subdistrict, Bao'an, Shenzhen, China 518103 t (86–755) 88663988 f (86–755) 26710594 www.sgsgroup.com.cn
中国·深圳·宝安区福永街道凤塘大道鑫龙科技园福永实验室 邮编: 518103 t (86–755) 88663988 f (86–755) 26710594 sgs.china@sgs.com
Member of the SGS Group (SGS SA)

802.11ax(HEW20)_LCH_5500MHz_SU_ / _Ant1_NTNV

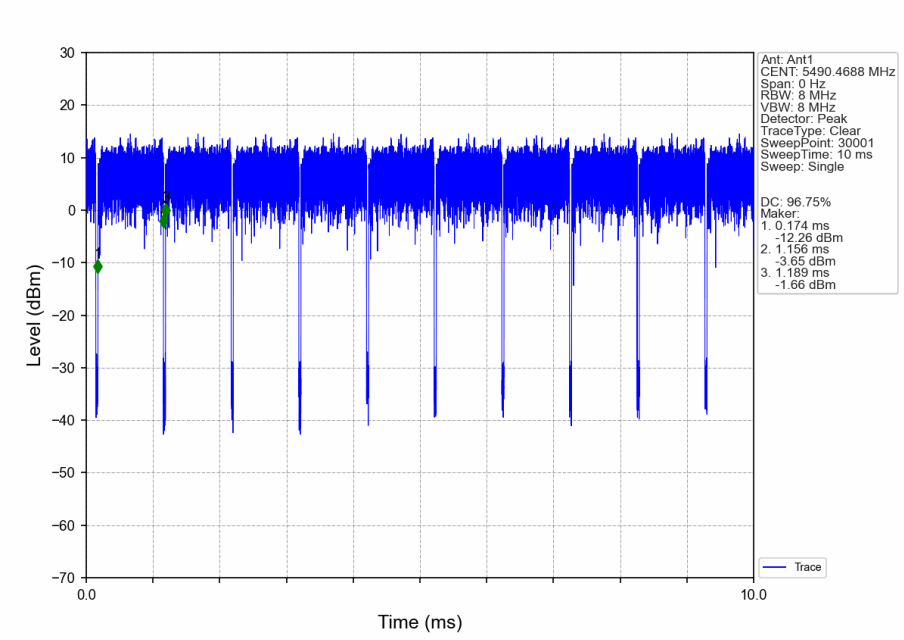

802.11ax(HEW20)_MCH_5580MHz_SU_ / _Ant1_NTNV

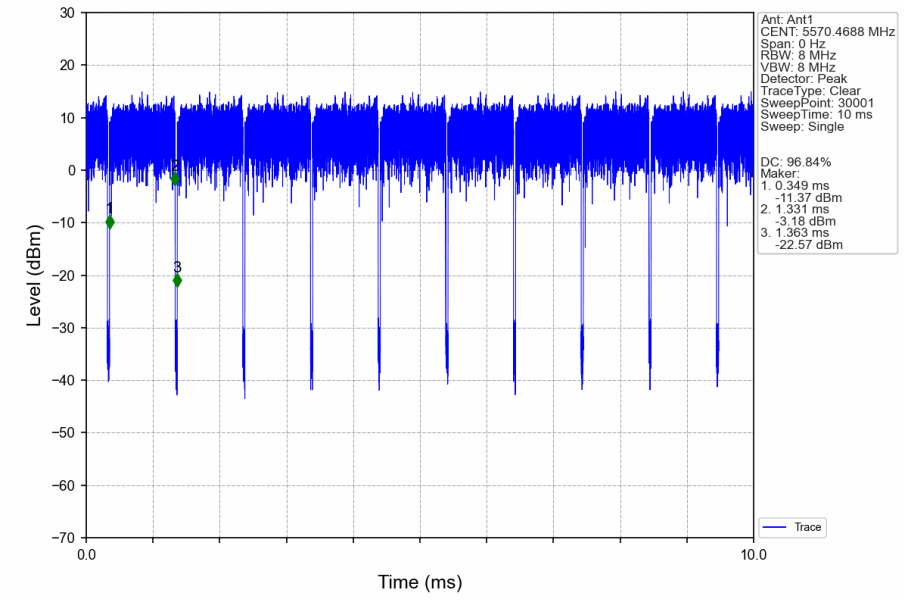

Unless otherwise agreed in writing, this document is issued by the Company subject to its General Conditions of Service printed overleaf, available on request or accessible at http://www.sgs.com/en/Terms-and-Conditions.aspx and, for electronic format documents, subject to Terms and Conditions for Electronic Documents at http://www.sgs.com/en/Terms-and-Conditions/Terms-e-Document.aspx. Attention is drawn to the limitation of liability, indemnification and jurisdiction issues defined therein. Any holder of this document is advised that information contained hereon reflects the Company's findings at the time of its intervention only and within the limits of Client's instructions, if any. The Company's sole responsibility is to its Client and this document does not exonerate parties to a transaction from exercising all their rights and obligations under the transaction documents. This document cannot be reproduced except in full, without prior written approval of the Company. Any unauthorized alteration, forgery or falsification of the content or appearance of this document is unlawful and offenders may be prosecuted to the fullest extent of the law. Unless otherwise stated the results shown in this test report refer only to the sample(s) tested and such sample(s) are retained for 30 days only.
Attention: To check the authenticity of testing /inspection report & certificate, please contact us at telephone: (86-755) 8307 1443, or email: CN.Doccheck@sgs.com

802.11ax(HEW20)_HCH_5700MHz_SU_ / _Ant1_NTNV

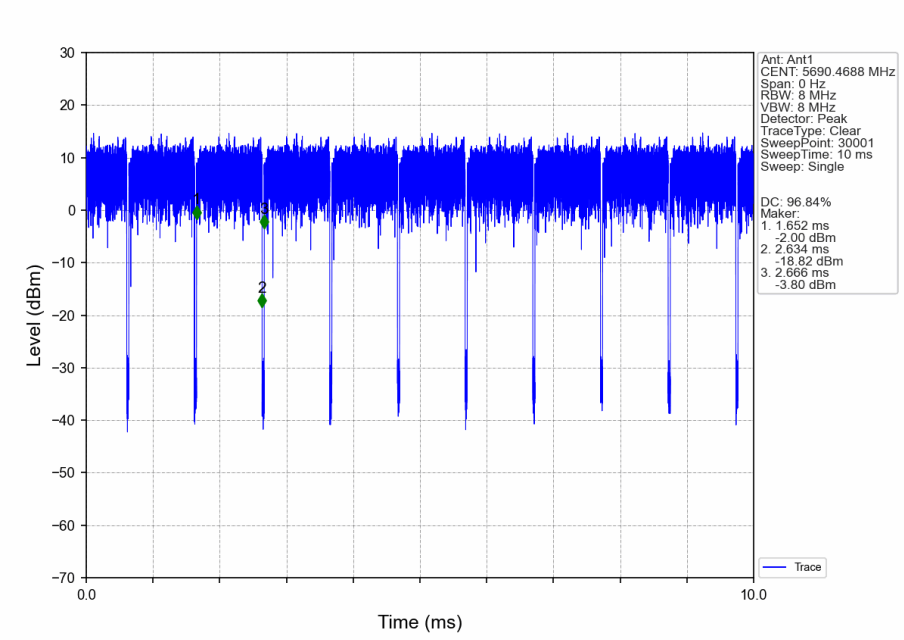

802.11ax(HEW20)_LCH_5745MHz_SU_ / _Ant1_NTNV

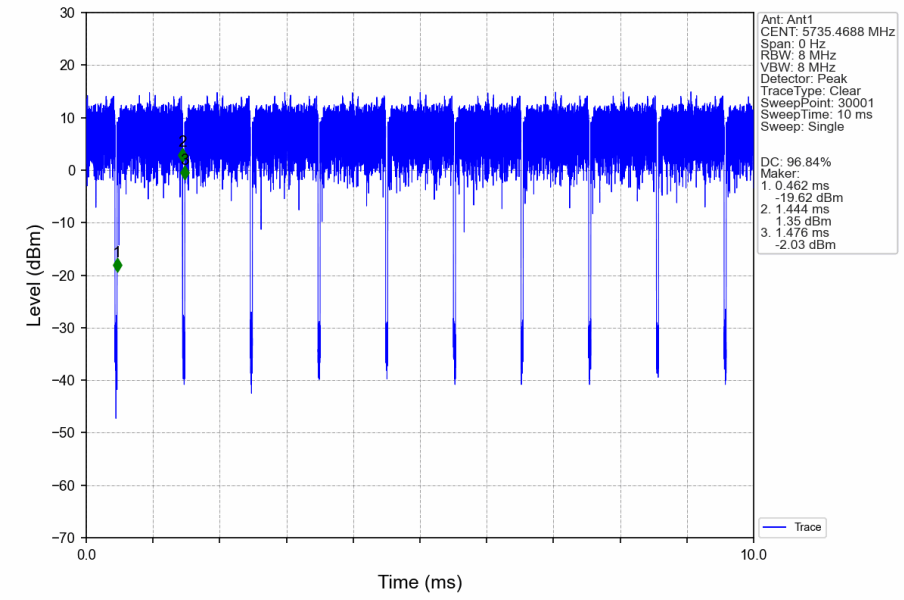

Unless otherwise agreed in writing, this document is issued by the Company subject to its General Conditions of Service printed overleaf, available on request or accessible at http://www.sgs.com/en/Terms-and-Conditions.aspx and, for electronic format documents, subject to Terms and Conditions for Electronic Documents at http://www.sgs.com/en/Terms-and-Conditions/Terms-e-Document.aspx. Attention is drawn to the limitation of liability, indemnification and jurisdiction issues defined therein. Any holder of this document is advised that information contained hereon reflects the Company's findings at the time of its intervention only and within the limits of Client's instructions, if any. The Company's sole responsibility is to its Client and this document does not exonerate parties to a transaction from exercising all their rights and obligations under the transaction documents. This document cannot be reproduced except in full, without prior written approval of the Company. Any unauthorized alteration, forgery or falsification of the content or appearance of this document is unlawful and offenders may be prosecuted to the fullest extent of the law. Unless otherwise stated the results shown in this test report refer only to the sample(s) tested and such sample(s) are retained for 30 days only.
Attention: To check the authenticity of testing /inspection report & certificate, please contact us at telephone: (86-755) 8307 1443, or email: CN.Doccheck@sgs.com
Fuyong lab. Xinlong TechnoPark, Fengtang Road, Fuyong Subdistrict, Bao'an, Shenzhen, China 518103 t (86–755) 88663988 f (86–755) 26710594 www.sgsgroup.com.cn
中国·深圳·宝安区福永街道凤塘大道鑫龙科技园福永实验室 邮编: 518103 t (86–755) 88663988 f (86–755) 26710594 sgs.china@sgs.com
Member of the SGS Group (SGS SA)

802.11ax(HEW20)_MCH_5785MHz_SU_ / _Ant1_NTNV

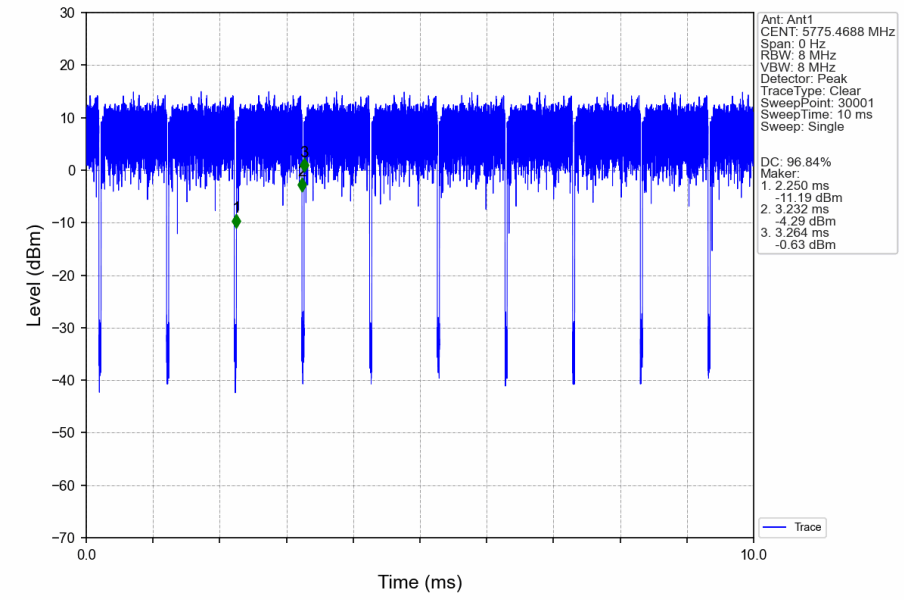

802.11ax(HEW20)_HCH_5825MHz_SU_ / _Ant1_NTNV

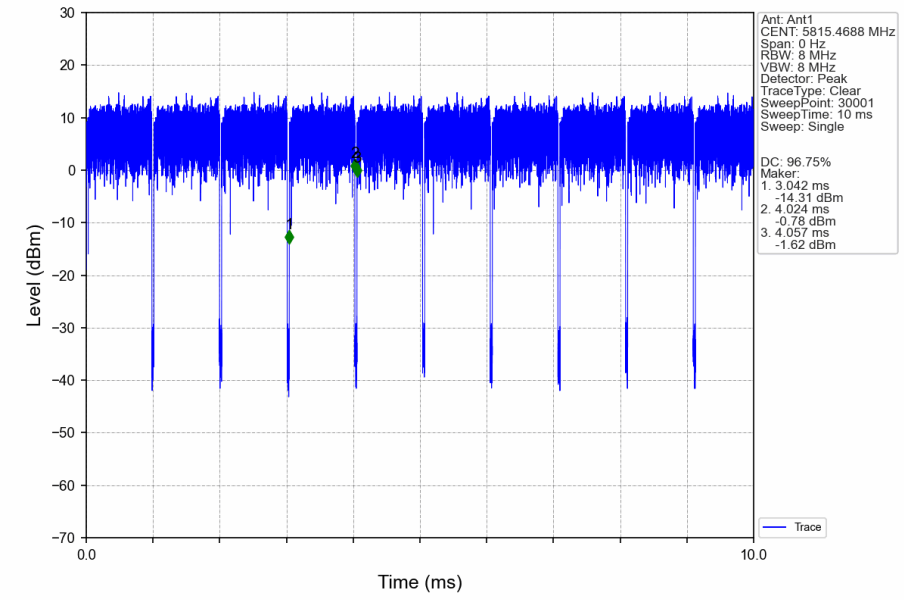

Unless otherwise agreed in writing, this document is issued by the Company subject to its General Conditions of Service printed overleaf, available on request or accessible at http://www.sgs.com/en/Terms-and-Conditions.aspx and, for electronic format documents, subject to Terms and Conditions for Electronic Documents at http://www.sgs.com/en/Terms-and-Conditions/Terms-e-Document.aspx. Attention is drawn to the limitation of liability, indemnification and jurisdiction issues defined therein. Any holder of this document is advised that information contained hereon reflects the Company's findings at the time of its intervention only and within the limits of Client's instructions, if any. The Company's sole responsibility is to its Client and this document does not exonerate parties to a transaction from exercising all their rights and obligations under the transaction documents. This document cannot be reproduced except in full, without prior written approval of the Company. Any unauthorized alteration, forgery or falsification of the content or appearance of this document is unlawful and offenders may be prosecuted to the fullest extent of the law. Unless otherwise stated the results shown in this test report refer only to the sample(s) tested and such sample(s) are retained for 30 days only.
Attention: To check the authenticity of testing /inspection report & certificate, please contact us at telephone: (86-755) 8307 1443, or email: CN.Doccheck@sgs.com
Fuyong lab. Xinlong TechnoPark, Fengtang Road, Fuyong Subdistrict, Bao'an, Shenzhen, China 518103 t (86–755) 88663988 f (86–755) 26710594 www.sgsgroup.com.cn
中国·深圳·宝安区福永街道凤塘大道鑫龙科技园福永实验室 邮编: 518103 t (86–755) 88663988 f (86–755) 26710594 sgs.china@sgs.com
Member of the SGS Group (SGS SA)

2. Bandwidth

2.1 Test Result

2.1.1 OBW

Mode	TX Type	Frequency (MHz)	RU	RU Pos	ANT	99% Occupied Bandwidth (MHz)		Verdict
						Result	Limit	
802.11a	SISO	5180	/	/	1	16.303	/	Pass
		5200	/	/	1	16.289	/	Pass
		5240	/	/	1	16.347	/	Pass
		5260	/	/	1	16.444	/	Pass
		5300	/	/	1	16.534	/	Pass
		5320	/	/	1	16.381	/	Pass
		5500	/	/	1	16.443	/	Pass
		5580	/	/	1	16.293	/	Pass
		5700	/	/	1	16.307	/	Pass
		5745	/	/	1	16.364	/	Pass
		5785	/	/	1	16.301	/	Pass
		5825	/	/	1	16.307	/	Pass
802.11n (HT20)	SISO	5180	/	/	1	17.438	/	Pass
		5200	/	/	1	17.439	/	Pass
		5240	/	/	1	17.386	/	Pass
		5260	/	/	1	17.421	/	Pass
		5300	/	/	1	17.494	/	Pass
		5320	/	/	1	17.446	/	Pass
		5500	/	/	1	17.464	/	Pass
		5580	/	/	1	17.544	/	Pass
		5700	/	/	1	17.576	/	Pass
		5745	/	/	1	17.570	/	Pass
		5785	/	/	1	17.545	/	Pass
		5825	/	/	1	17.378	/	Pass
802.11ac (VHT20)	SISO	5180	/	/	1	17.406	/	Pass
		5200	/	/	1	17.367	/	Pass
		5240	/	/	1	17.372	/	Pass
		5260	/	/	1	17.457	/	Pass
		5300	/	/	1	17.402	/	Pass
		5320	/	/	1	17.404	/	Pass

Unless otherwise agreed in writing, this document is issued by the Company subject to its General Conditions of Service printed overleaf, available on request or accessible at http://www.sgs.com/en/Terms-and-Conditions.aspx and, for electronic format documents, subject to Terms and Conditions for Electronic Documents at http://www.sgs.com/en/Terms-and-Conditions/Terms-e-Document.aspx. Attention is drawn to the limitation of liability, indemnification and jurisdiction issues defined therein. Any holder of this document is advised that information contained hereon reflects the Company's findings at the time of its intervention only and within the limits of Client's instructions, if any. The Company's sole responsibility is to its Client and this document does not exonerate parties to a transaction from exercising all their rights and obligations under the transaction documents. This document cannot be reproduced except in full, without prior written approval of the Company. Any unauthorized alteration, forgery or falsification of the content or appearance of this document is unlawful and offenders may be prosecuted to the fullest extent of the law. Unless otherwise stated the results shown in this test report refer only to the sample(s) tested and such sample(s) are retained for 30 days only.
Attention: To check the authenticity of testing /inspection report & certificate, please contact us at telephone: (86-755) 8307 1443, or email: CN.Doccheck@sgs.com
Fuyong lab. Xinlong TechnoPark, Fengtang Road, Fuyong Subdistrict, Bao'an, Shenzhen, China 518103 t (86–755) 88663988 f (86–755) 26710594 www.sgsgroup.com.cn
中国·深圳·宝安区福永街道凤塘大道鑫龙科技园福永实验室 邮编: 518103 t (86–755) 88663988 f (86–755) 26710594 sgs.china@sgs.com
Member of the SGS Group (SGS SA)

		5500	/	/	1	17.552	/	Pass
		5580	/	/	1	17.510	/	Pass
		5700	/	/	1	17.524	/	Pass
		5745	/	/	1	17.525	/	Pass
		5785	/	/	1	17.513	/	Pass
		5825	/	/	1	17.354	/	Pass
802.11ax (HEW20)	SISO	5180	SU	/	1	18.892	/	Pass
		5200	SU	/	1	18.867	/	Pass
		5240	SU	/	1	18.731	/	Pass
		5260	SU	/	1	18.733	/	Pass
		5300	SU	/	1	18.914	/	Pass
		5320	SU	/	1	18.903	/	Pass
		5500	SU	/	1	18.849	/	Pass
		5580	SU	/	1	18.838	/	Pass
		5700	SU	/	1	18.870	/	Pass
		5745	SU	/	1	18.841	/	Pass
		5785	SU	/	1	18.847	/	Pass
		5825	SU	/	1	18.869	/	Pass

2.1.2 26dB BW

Mode	TX Type	Frequency (MHz)	RU	RU Pos	ANT	26dB Bandwidth (MHz)		Verdict
						Result	Limit	
802.11a	SISO	5180	/	/	1	24.265	/	Pass
		5200	/	/	1	24.903	/	Pass
		5240	/	/	1	23.731	/	Pass
		5260	/	/	1	25.661	/	Pass
		5300	/	/	1	28.855	/	Pass
		5320	/	/	1	25.366	/	Pass
		5500	/	/	1	26.488	/	Pass
		5580	/	/	1	24.617	/	Pass
		5700	/	/	1	22.993	/	Pass
802.11n (HT20)	SISO	5180	/	/	1	25.779	/	Pass
		5200	/	/	1	24.995	/	Pass
		5240	/	/	1	24.780	/	Pass
		5260	/	/	1	19.657	/	Pass
		5300	/	/	1	28.336	/	Pass
		5320	/	/	1	23.069	/	Pass
		5500	/	/	1	25.146	/	Pass
		5580	/	/	1	28.332	/	Pass

Unless otherwise agreed in writing, this document is issued by the Company subject to its General Conditions of Service printed overleaf, available on request or accessible at http://www.sgs.com/en/Terms-and-Conditions.aspx and, for electronic format documents, subject to Terms and Conditions for Electronic Documents at http://www.sgs.com/en/Terms-and-Conditions/Terms-e-Document.aspx. Attention is drawn to the limitation of liability, indemnification and jurisdiction issues defined therein. Any holder of this document is advised that information contained hereon reflects the Company's findings at the time of its intervention only and within the limits of Client's instructions, if any. The Company's sole responsibility is to its Client and this document does not exonerate parties to a transaction from exercising all their rights and obligations under the transaction documents. This document cannot be reproduced except in full, without prior written approval of the Company. Any unauthorized alteration, forgery or falsification of the content or appearance of this document is unlawful and offenders may be prosecuted to the fullest extent of the law. Unless otherwise stated the results shown in this test report refer only to the sample(s) tested and such sample(s) are retained for 30 days only.
Attention: To check the authenticity of testing /inspection report & certificate, please contact us at telephone: (86-755) 8307 1443, or email: CN.Doccheck@sgs.com
Fuyong lab. Xinlong TechnoPark, Fengtang Road, Fuyong Subdistrict, Bao'an, Shenzhen, China 518103 t (86–755) 88663988 f (86–755) 26710594 www.sgsgroup.com.cn
中国·深圳·宝安区福永街道凤塘大道鑫龙科技园福永实验室 邮编: 518103 t (86–755) 88663988 f (86–755) 26710594 sgs.china@sgs.com
Member of the SGS Group (SGS SA)