# Appendix Test Data

| | | | |
|---|---|---|---|
| Report No.: | 18220WC10276001 | Test Sample No.: | 1-2-2 |
| Start Test Date: | 2021.12.14 | Finish Test Date: | 2022.1.12 |
| Test Engineer: | Tony.He | Auditor: | Edward.Pan |
| Temperature: | 24.5℃ | Relative Humidity: | 54 % |
| Pressure: | 1012 hPa | | |

## Appendix A: DTS Bandwidth

### Test Result

| TestMode | Antenna | Channel | DTS BW [MHz] | FL[MHz] | FH[MHz] | Limit[MHz] | Verdict |
|---|---|---|---|---|---|---|---|
| 11B | Ant1 | 2412 | 9.120 | 2407.440 | 2416.560 | ≥0.5 | PASS |
| | | 2437 | 8.640 | 2432.920 | 2441.560 | ≥0.5 | PASS |
| | | 2462 | 8.160 | 2457.440 | 2465.600 | ≥0.5 | PASS |
| 11G | Ant1 | 2412 | 15.240 | 2404.080 | 2419.320 | ≥0.5 | PASS |
| | | 2437 | 16.360 | 2428.840 | 2445.200 | ≥0.5 | PASS |
| | | 2462 | 13.920 | 2454.800 | 2468.720 | ≥0.5 | PASS |
| 11N20 | Ant1 | 2412 | 13.880 | 2405.720 | 2419.600 | ≥0.5 | PASS |
| | | 2437 | 15.160 | 2429.400 | 2444.560 | ≥0.5 | PASS |
| | | 2462 | 15.520 | 2454.080 | 2469.600 | ≥0.5 | PASS |

## Test Graphs

11B_Ant1_2412

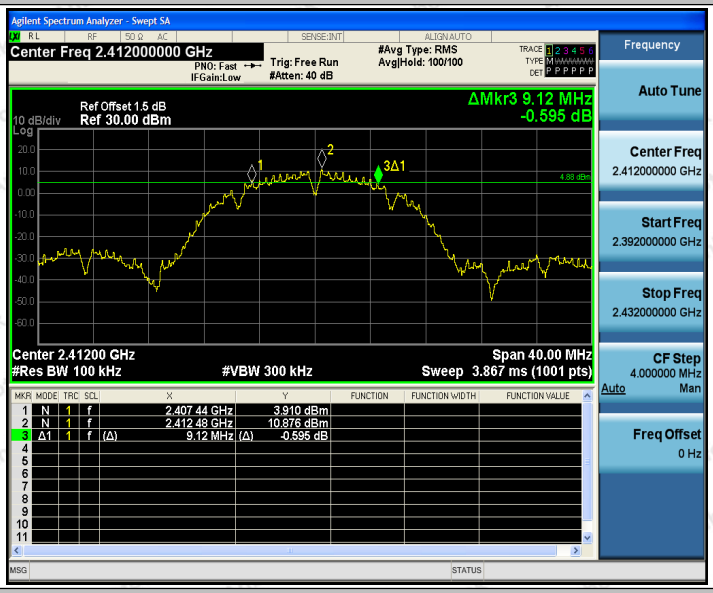


11B_Ant1_2437

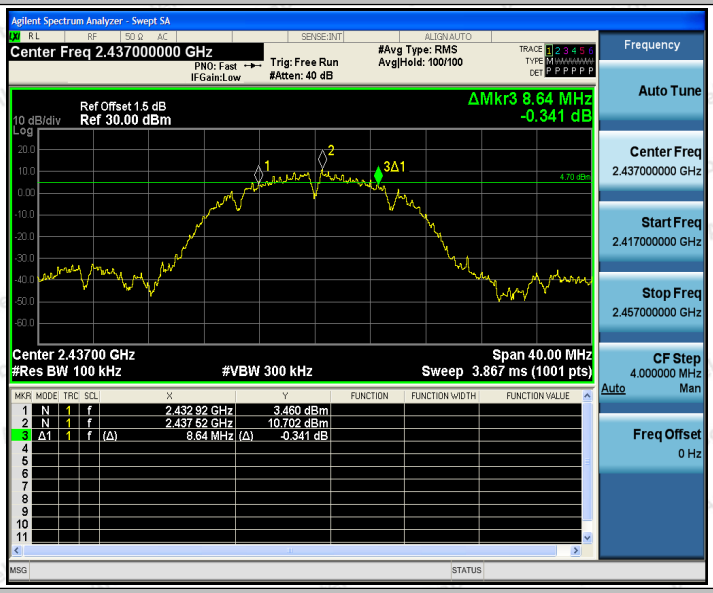


11B_Ant1_2462

11G_Ant1_2412

11G_Ant1_2437

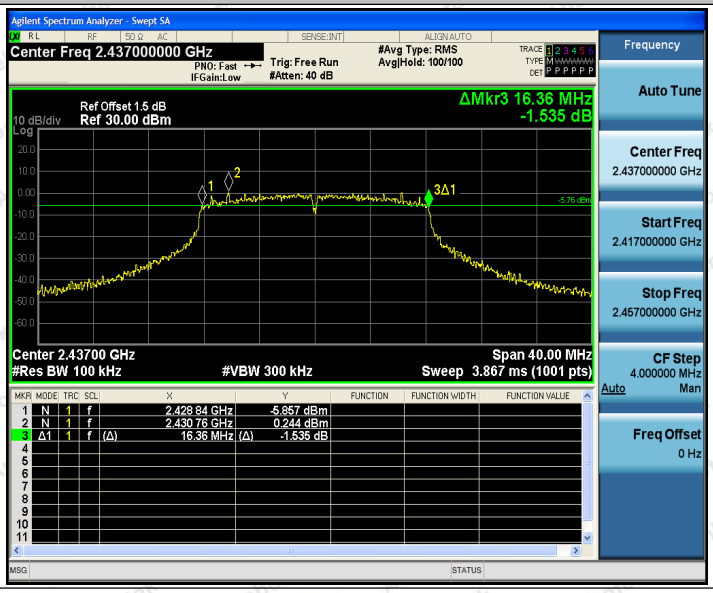

11G_Ant1_2462

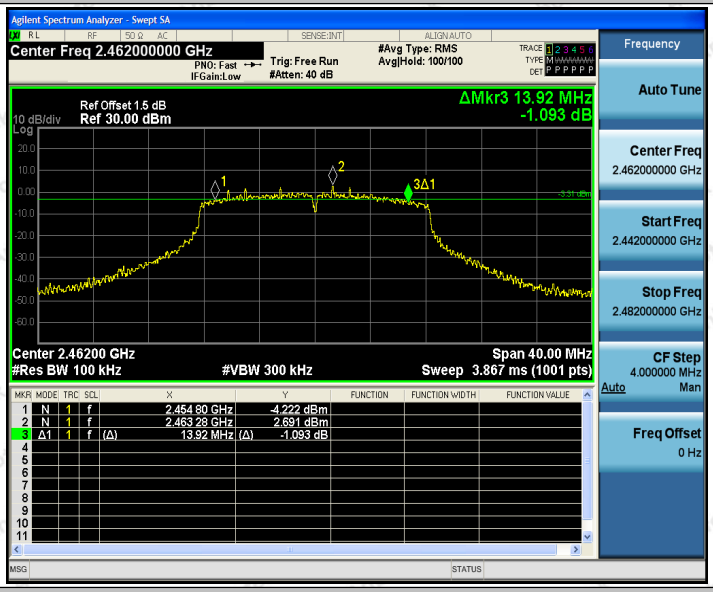


11N20_Ant1_2412

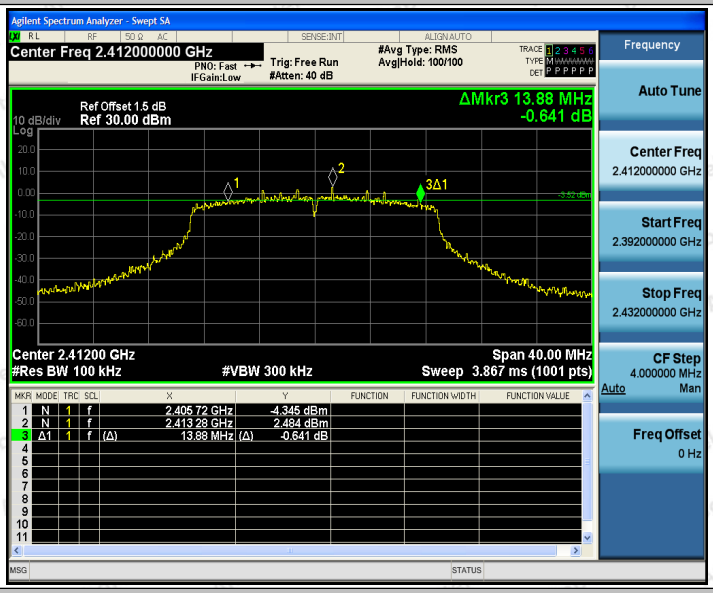


11N20_Ant1_2437

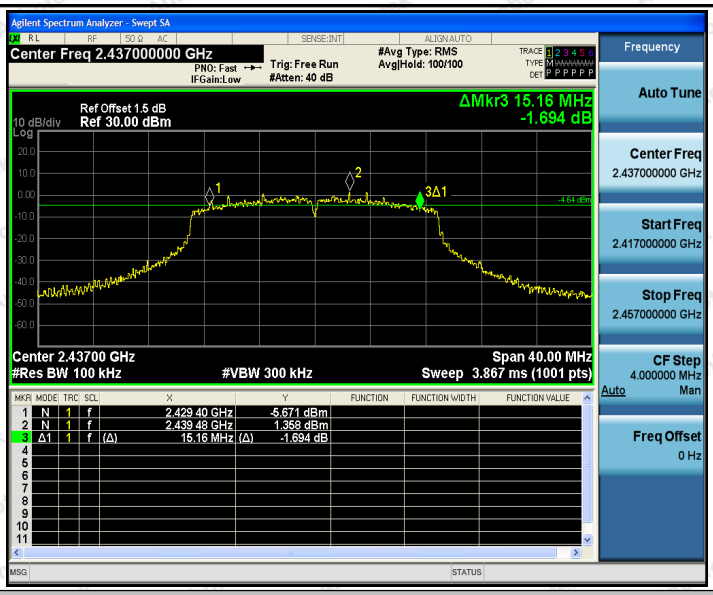


11N20_Ant1_2462

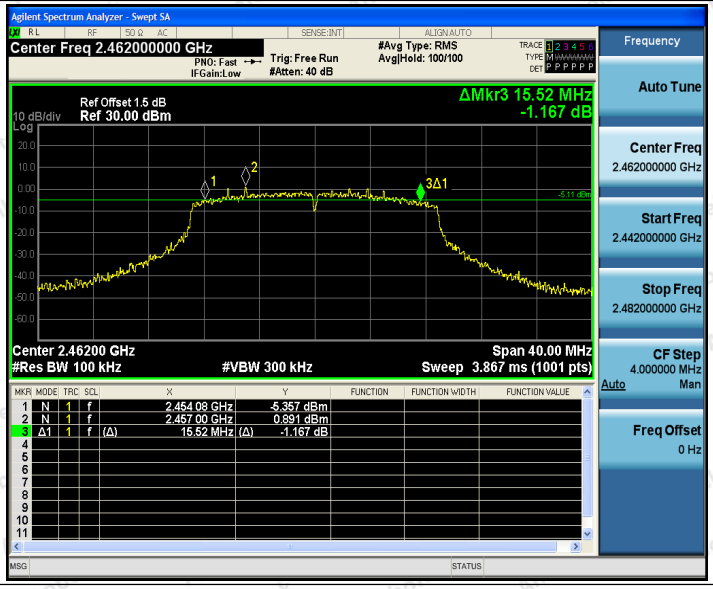

# Appendix B: Occupied Channel Bandwidth

## Test Result

| TestMode | Antenna | Channel | OCB [MHz] | FL[MHz] | FH[MHz] | Limit[MHz] | Verdict |
|---|---|---|---|---|---|---|---|
| 11B | Ant1 | 2412 | 14.085 | 2404.917 | 2419.002 | --- | PASS |
| | | 2437 | 14.079 | 2429.969 | 2444.048 | --- | PASS |
| | | 2462 | 14.119 | 2454.880 | 2468.999 | --- | PASS |
| 11G | Ant1 | 2412 | 16.624 | 2403.665 | 2420.289 | --- | PASS |
| | | 2437 | 16.612 | 2428.703 | 2445.315 | --- | PASS |
| | | 2462 | 16.589 | 2453.650 | 2470.239 | --- | PASS |
| 11N20 | Ant1 | 2412 | 17.691 | 2403.116 | 2420.807 | --- | PASS |
| | | 2437 | 17.697 | 2428.154 | 2445.851 | --- | PASS |
| | | 2462 | 17.749 | 2453.064 | 2470.813 | --- | PASS |

## Test Graphs

11B_Ant1_2412

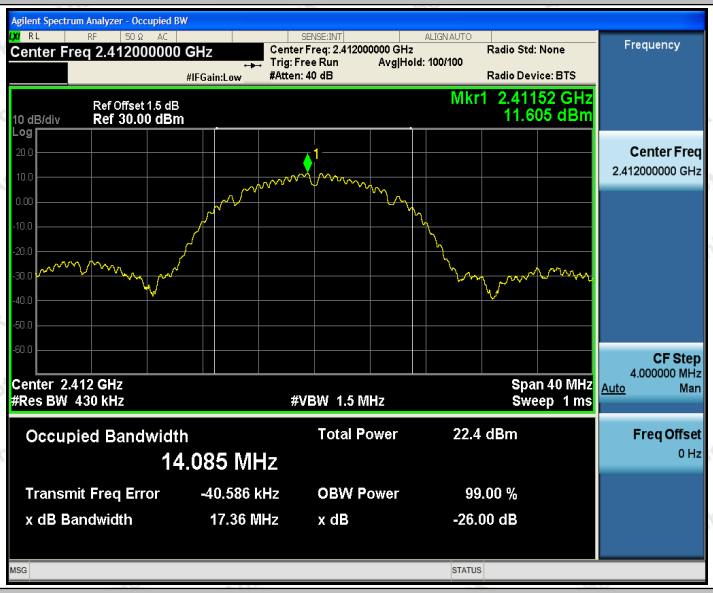


11B_Ant1_2437

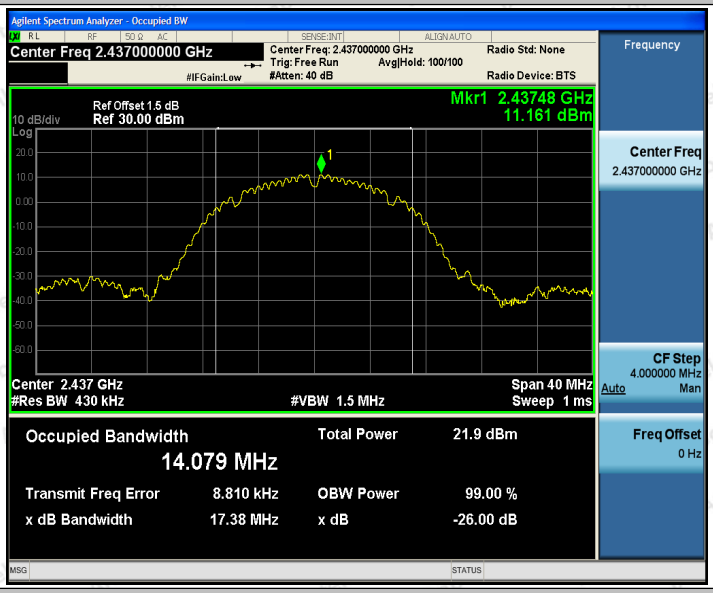


11B_Ant1_2462

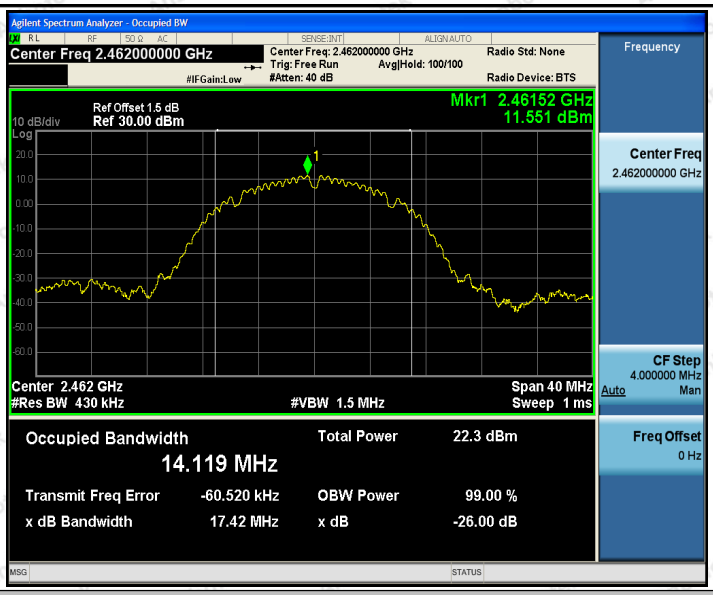


11G_Ant1_2412

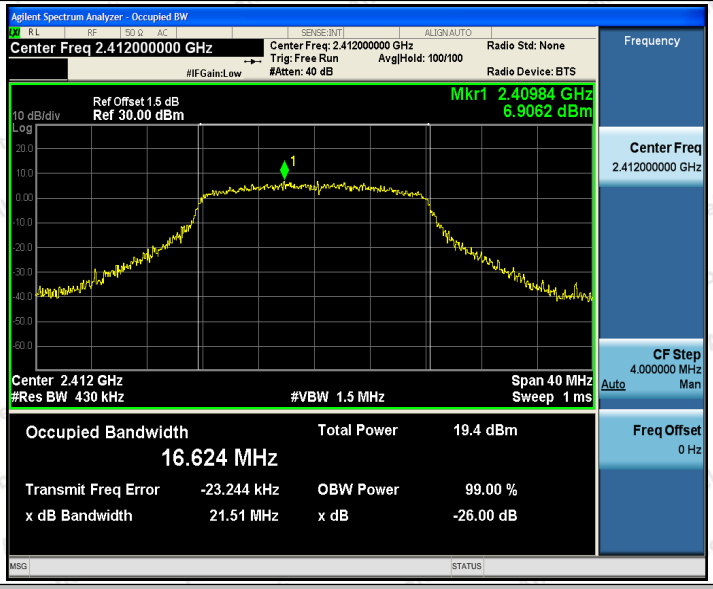


11G_Ant1_2437

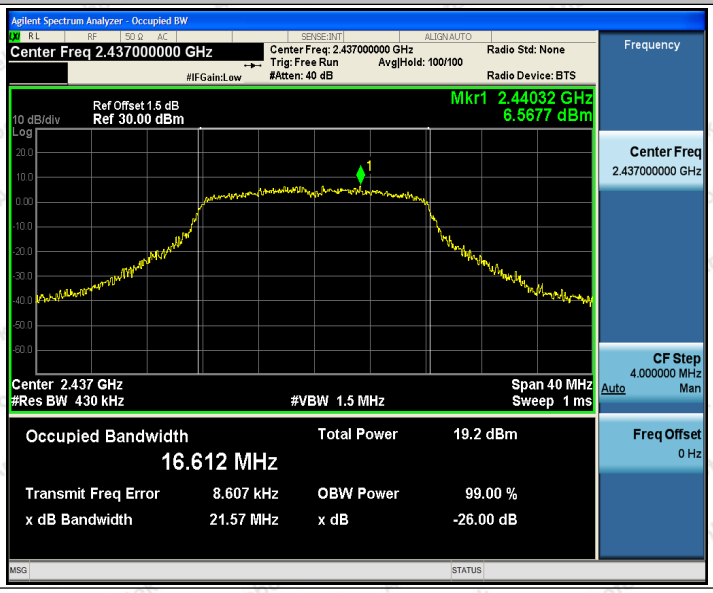

11G_Ant1_2462

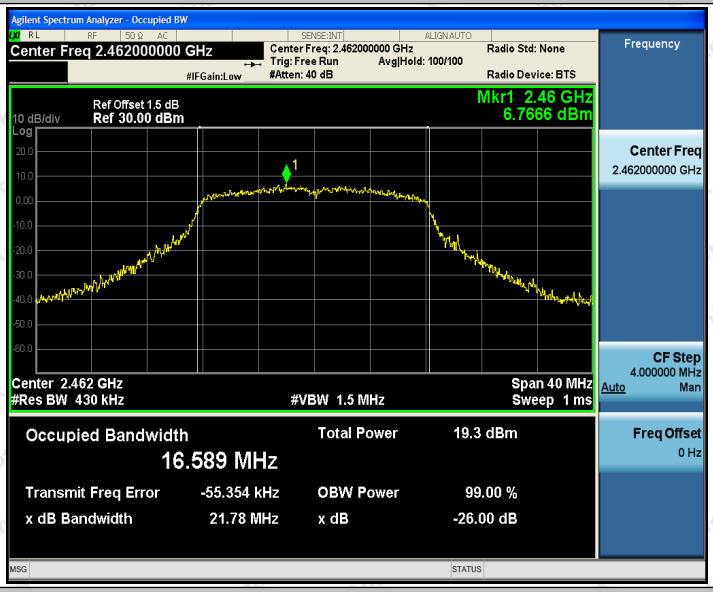


11N20_Ant1_2412

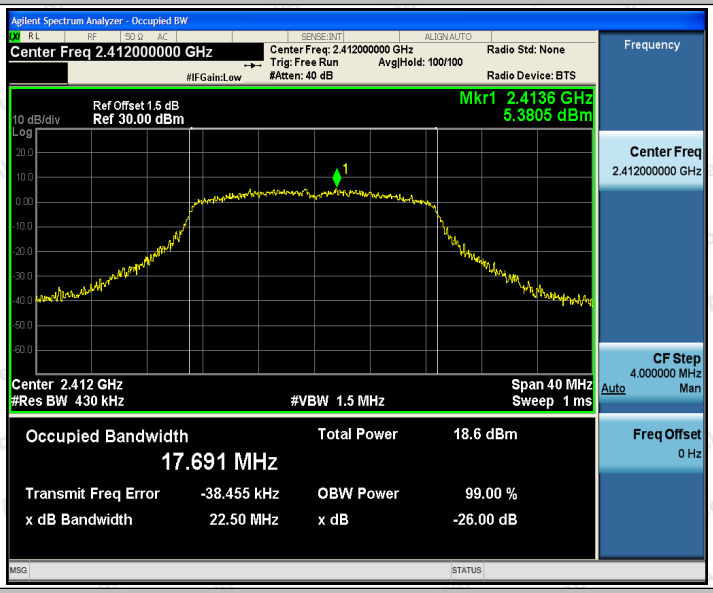


11N20_Ant1_2437

11N20_Ant1_2462

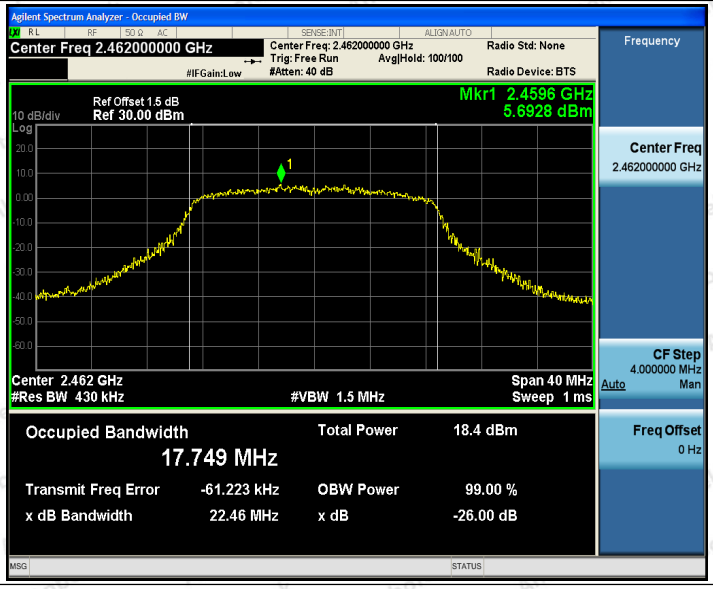

# Appendix C: Maximum conducted output power

## Test Result

| TestMode | Antenna | Channel | Result[dBm] | Limit[dBm] | Verdict |
|---|---|---|---|---|---|
| 11B | Ant1 | 2412 | 22.34 | ≤30 | PASS |
| | | 2437 | 21.92 | ≤30 | PASS |
| | | 2462 | 22.32 | ≤30 | PASS |
| 11G | Ant1 | 2412 | 20.60 | ≤30 | PASS |
| | | 2437 | 20.30 | ≤30 | PASS |
| | | 2462 | 20.47 | ≤30 | PASS |
| 11N20 | Ant1 | 2412 | 19.68 | ≤30 | PASS |
| | | 2437 | 19.55 | ≤30 | PASS |
| | | 2462 | 19.59 | ≤30 | PASS |

# Appendix D: Maximum power spectral density

## Test Result

| TestMode | Antenna | Channel | Result[dBm/3kHz] | Limit[dBm/3kHz] | Verdict |
|---|---|---|---|---|---|
| 11B | Ant1 | 2412 | -2.2 | ≤8 | PASS |
| | | 2437 | -3.2 | ≤8 | PASS |
| | | 2462 | -3.14 | ≤8 | PASS |
| 11G | Ant1 | 2412 | -11.23 | ≤8 | PASS |
| | | 2437 | -11.66 | ≤8 | PASS |
| | | 2462 | -11.47 | ≤8 | PASS |
| 11N20 | Ant1 | 2412 | -12.35 | ≤8 | PASS |
| | | 2437 | -11.77 | ≤8 | PASS |
| | | 2462 | -12.09 | ≤8 | PASS |

## Test Graphs

11B_Ant1_2412

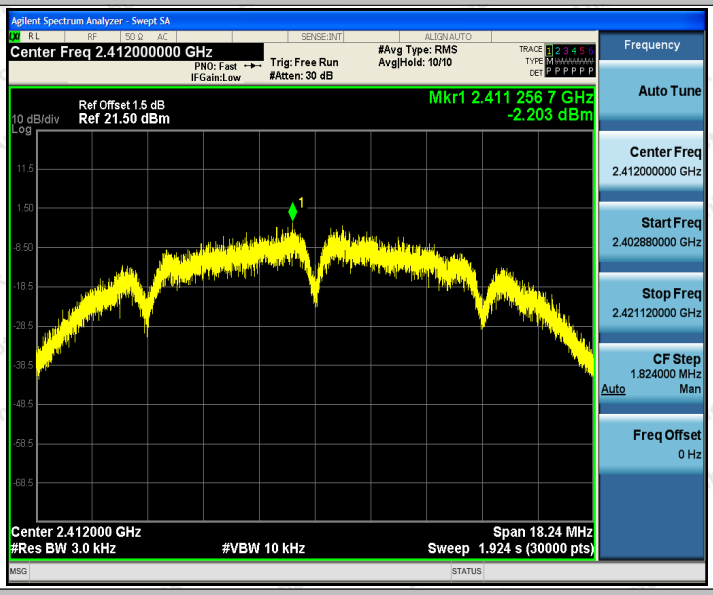


11B_Ant1_2437

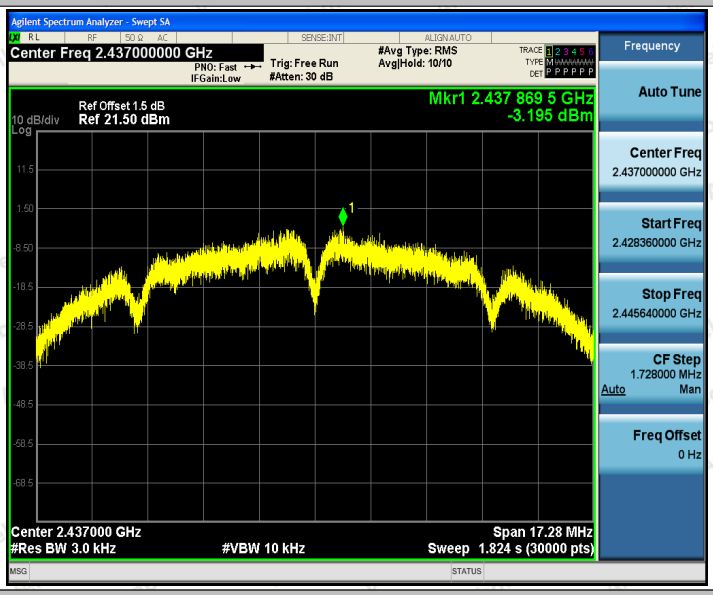


11B_Ant1_2462

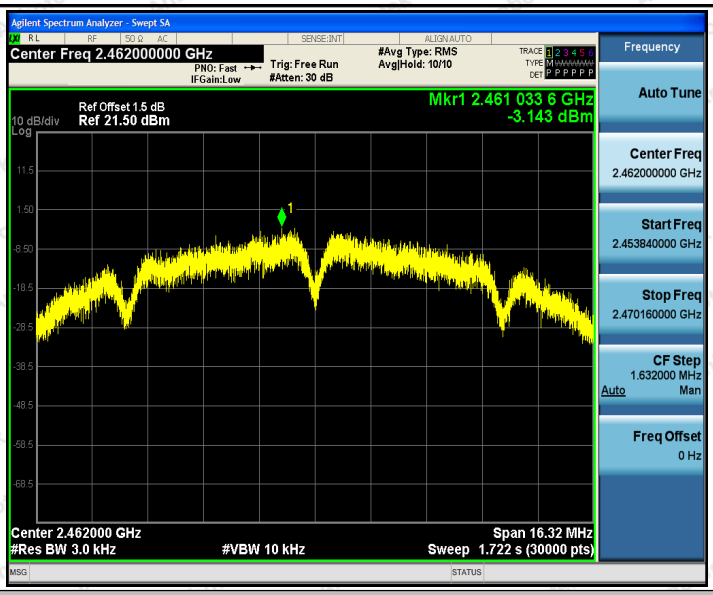


11G_Ant1_2412

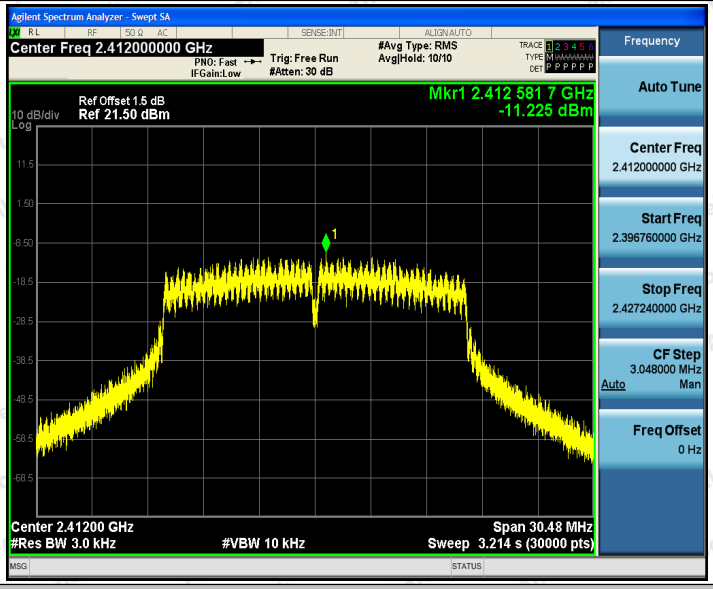


11G_Ant1_2437

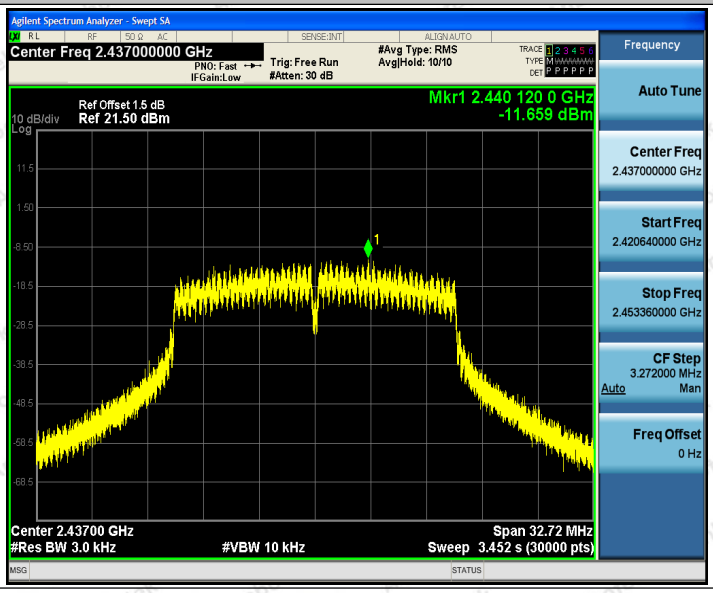

11G_Ant1_2462

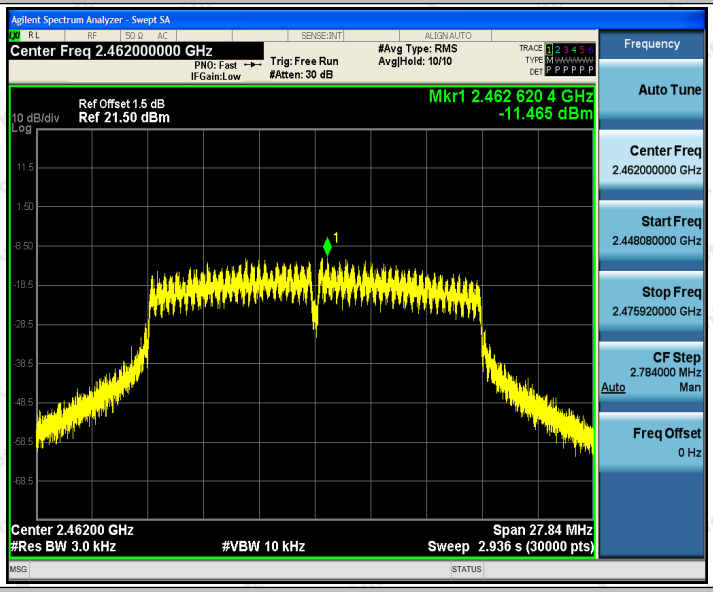


11N20_Ant1_2412

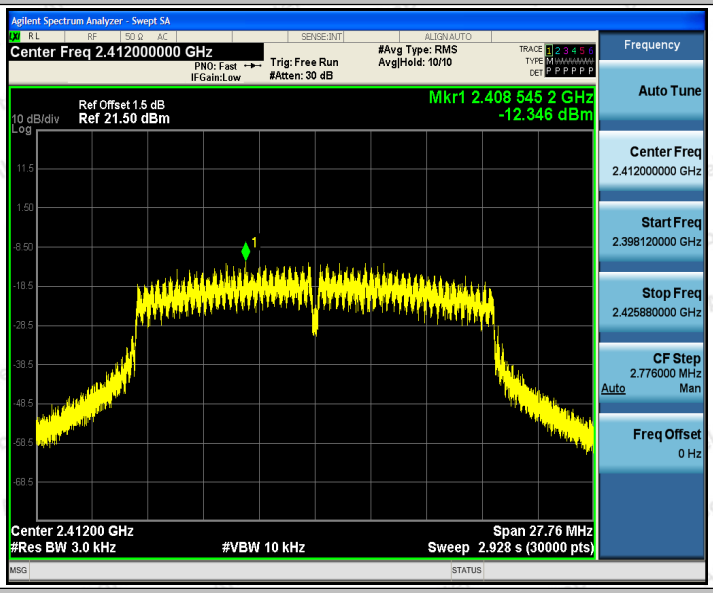


11N20_Ant1_2437

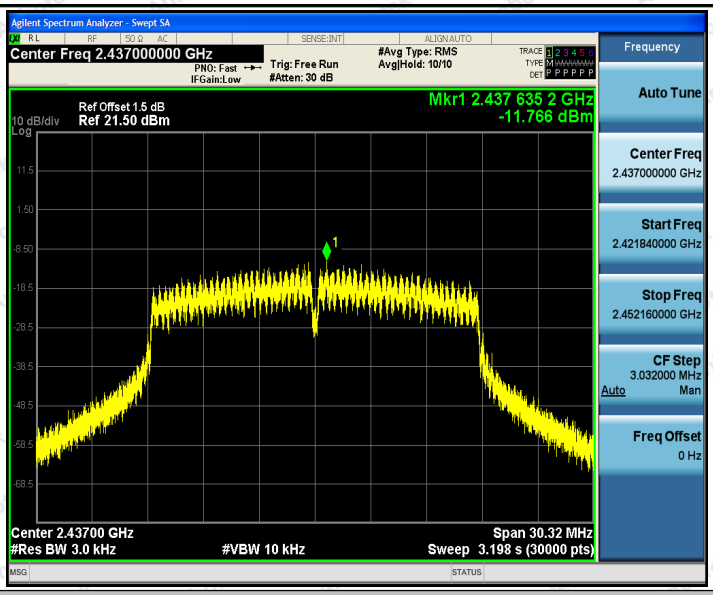


11N20_Ant1_2462

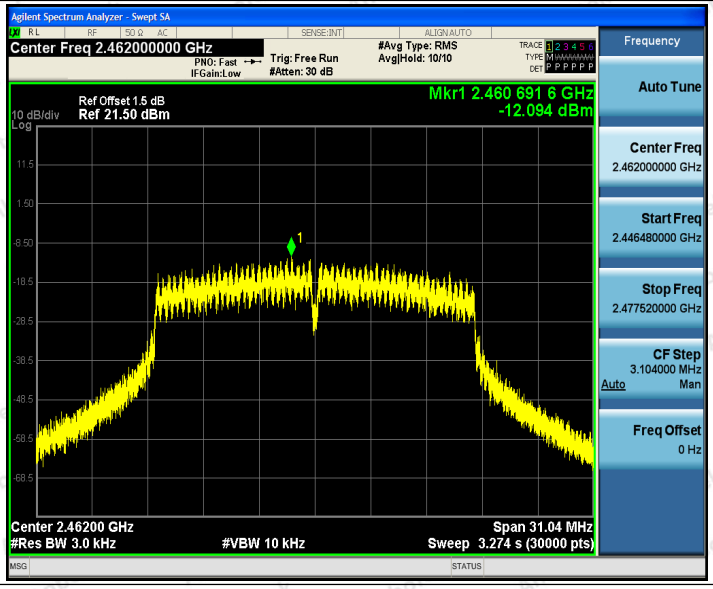

# Appendix E: Band edge measurements

## Test Result

| TestMode | Antenna | ChName | Channel | RefLevel[dBm] | Result[dBm] | Limit[dBm] | Verdict |
|---|---|---|---|---|---|---|---|
| 11B | Ant1 | Low | 2412 | 11.26 | -30.91 | ≤-8.74 | PASS |
| | | High | 2462 | 10.61 | -43.48 | ≤-9.39 | PASS |
| 11G | Ant1 | Low | 2412 | 2.07 | -30.48 | ≤-17.93 | PASS |
| | | High | 2462 | 2.32 | -46.8 | ≤-17.68 | PASS |
| 11N20 | Ant1 | Low | 2412 | 1.47 | -31.68 | ≤-18.53 | PASS |
| | | High | 2462 | 1.73 | -48.08 | ≤-18.27 | PASS |

## Test Graphs

11B_Ant1_Low_2412

11B_Ant1_High_2462

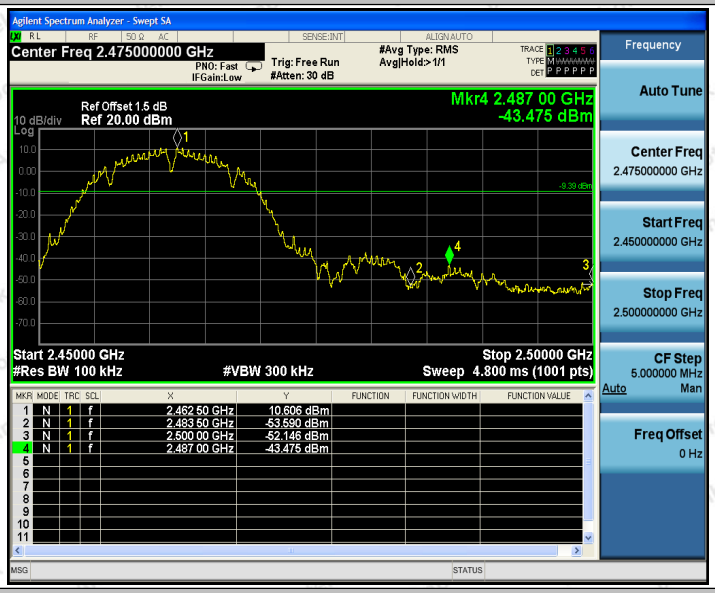


11G_Ant1_Low_2412

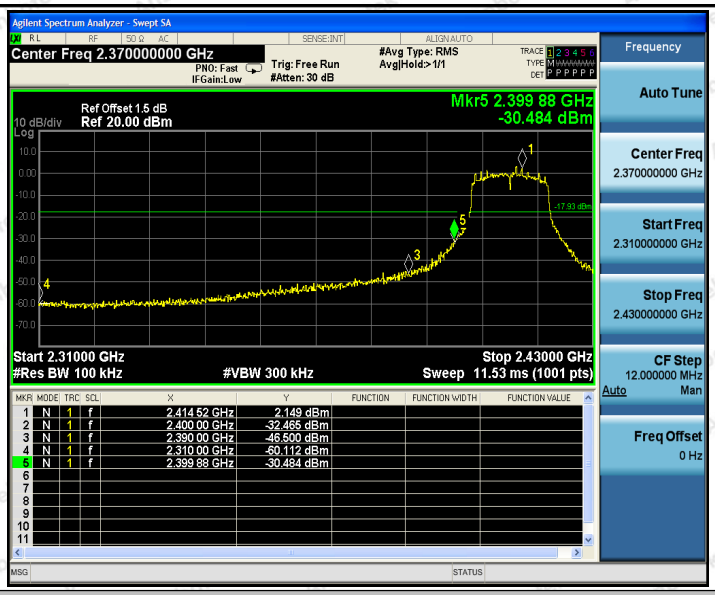


11G_Ant1_High_2462

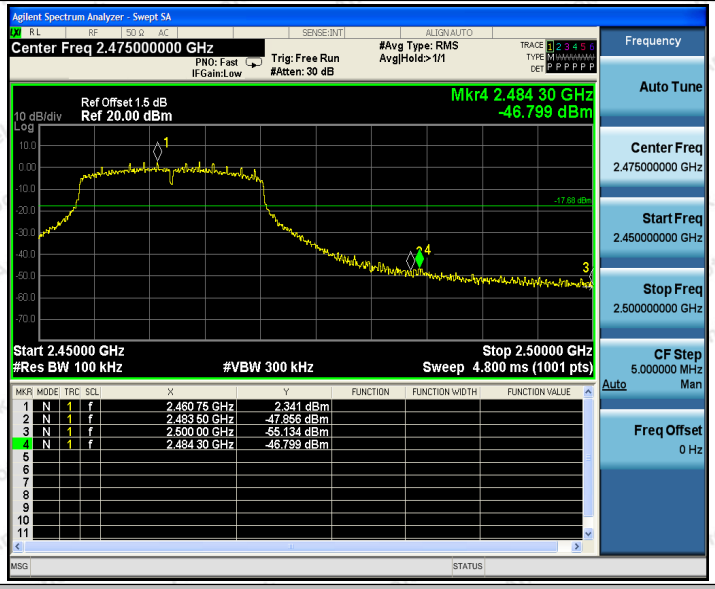


11N20_Ant1_Low_2412

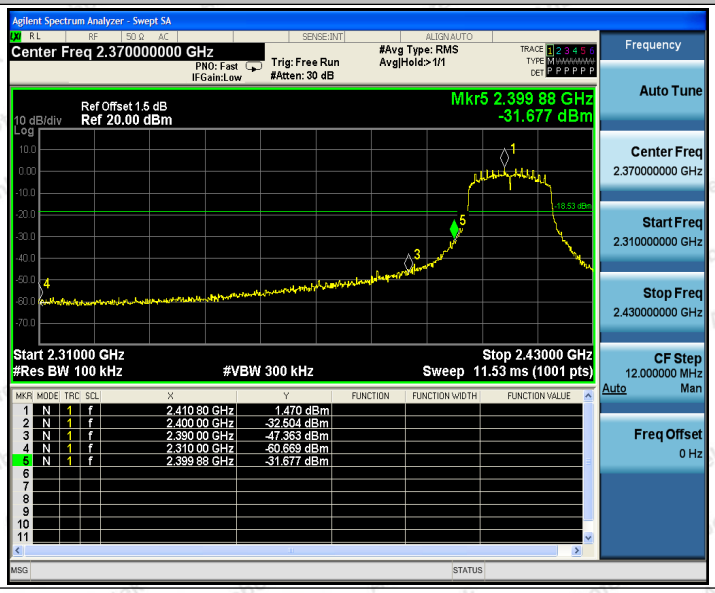

11N20_Ant1_High_2462

# Appendix F: Conducted Spurious Emission

## Test Result

| TestMode | Antenna | Channel | FreqRange [Mhz] | RefLevel [dBm] | Result [dBm] | Limit [dBm] | Verdict |
|---|---|---|---|---|---|---|---|
| 11B | Ant1 | 2412 | Reference | 11.11 | 11.11 | --- | PASS |
| | | | 30~1000 | 11.11 | -68.65 | ≤-8.89 | PASS |
| | | | 1000~26500 | 11.11 | -54.08 | ≤-8.89 | PASS |
| | | 2437 | Reference | 10.36 | 10.36 | --- | PASS |
| | | | 30~1000 | 10.36 | -67.28 | ≤-9.64 | PASS |
| | | | 1000~26500 | 10.36 | -54.37 | ≤-9.64 | PASS |
| | | 2462 | Reference | 10.80 | 10.80 | --- | PASS |
| | | | 30~1000 | 10.80 | -68.85 | ≤-9.2 | PASS |
| | | | 1000~26500 | 10.80 | -53.99 | ≤-9.2 | PASS |
| 11G | Ant1 | 2412 | Reference | 2.52 | 2.52 | --- | PASS |
| | | | 30~1000 | 2.52 | -68.35 | ≤-17.48 | PASS |
| | | | 1000~26500 | 2.52 | -53.89 | ≤-17.48 | PASS |
| | | 2437 | Reference | 1.85 | 1.85 | --- | PASS |
| | | | 30~1000 | 1.85 | -69.25 | ≤-18.15 | PASS |
| | | | 1000~26500 | 1.85 | -54.29 | ≤-18.15 | PASS |
| | | 2462 | Reference | 2.29 | 2.29 | --- | PASS |
| | | | 30~1000 | 2.29 | -68.81 | ≤-17.71 | PASS |
| | | | 1000~26500 | 2.29 | -54.11 | ≤-17.71 | PASS |
| 11N20 | Ant1 | 2412 | Reference | 2.26 | 2.26 | --- | PASS |
| | | | 30~1000 | 2.26 | -68.41 | ≤-17.74 | PASS |
| | | | 1000~26500 | 2.26 | -54.01 | ≤-17.74 | PASS |
| | | 2437 | Reference | 1.98 | 1.98 | --- | PASS |
| | | | 30~1000 | 1.98 | -68.11 | ≤-18.02 | PASS |
| | | | 1000~26500 | 1.98 | -54.56 | ≤-18.02 | PASS |
| | | 2462 | Reference | 2.04 | 2.04 | --- | PASS |
| | | | 30~1000 | 2.04 | -69.06 | ≤-17.96 | PASS |
| | | | 1000~26500 | 2.04 | -53.9 | ≤-17.96 | PASS |

## Test Graphs

11B_Ant1_2412_0~Reference

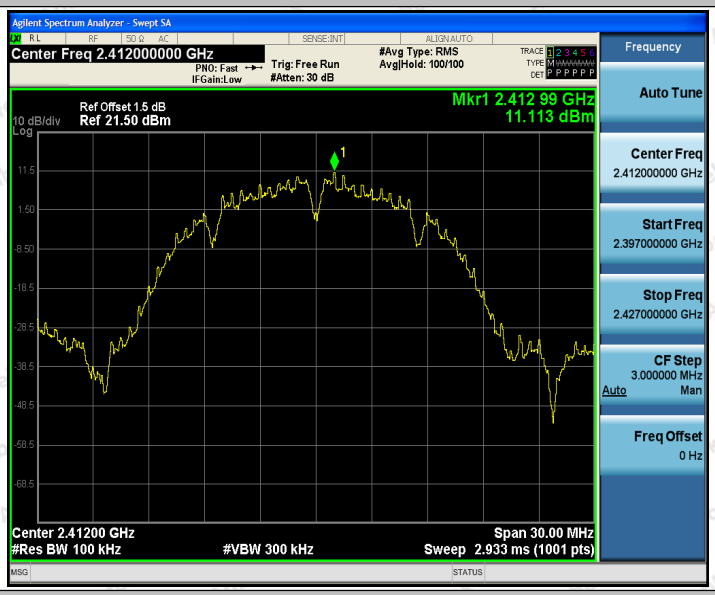


11B_Ant1_2412_30~1000

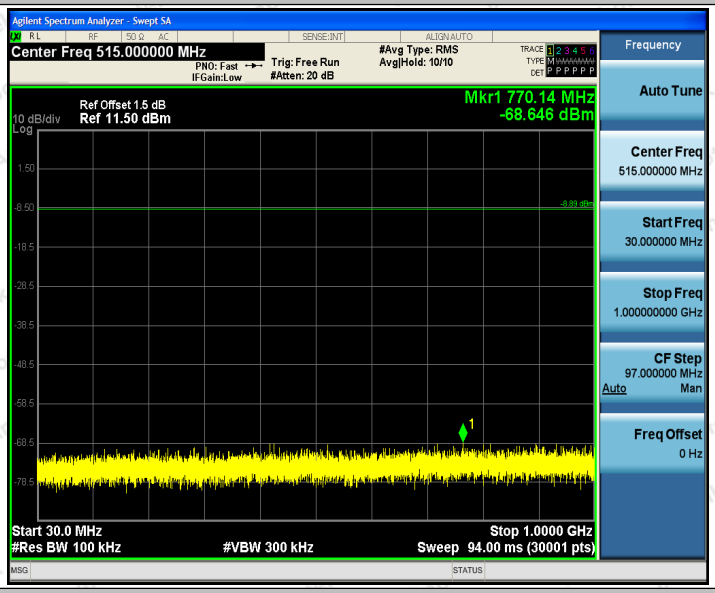


11B_Ant1_2412_1000~26500

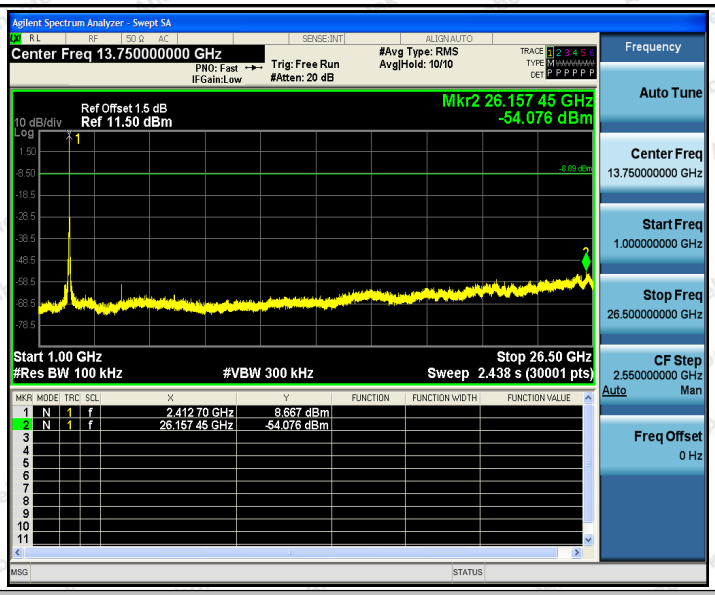


11B_Ant1_2437_0~Reference

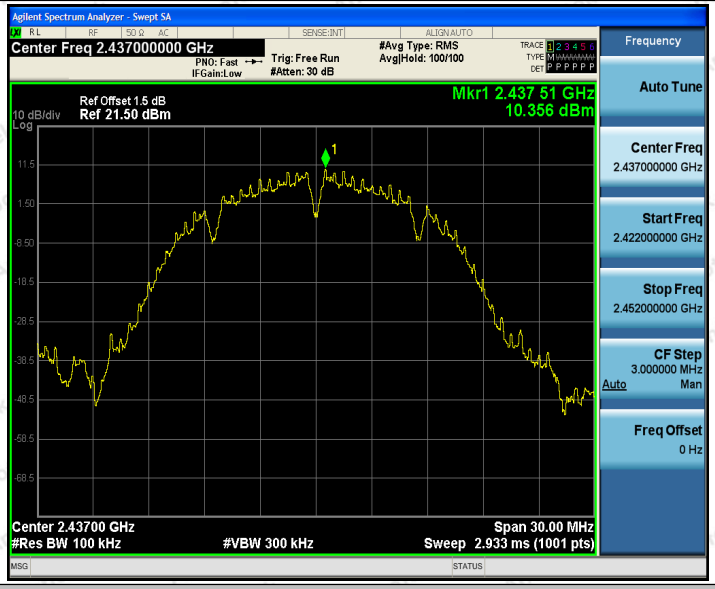


11B_Ant1_2437_30~1000

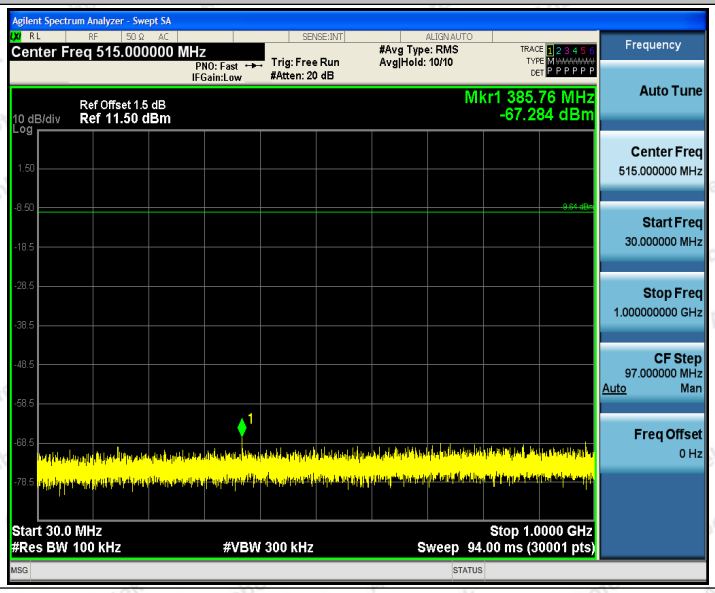

11B_Ant1_2437_1000~26500

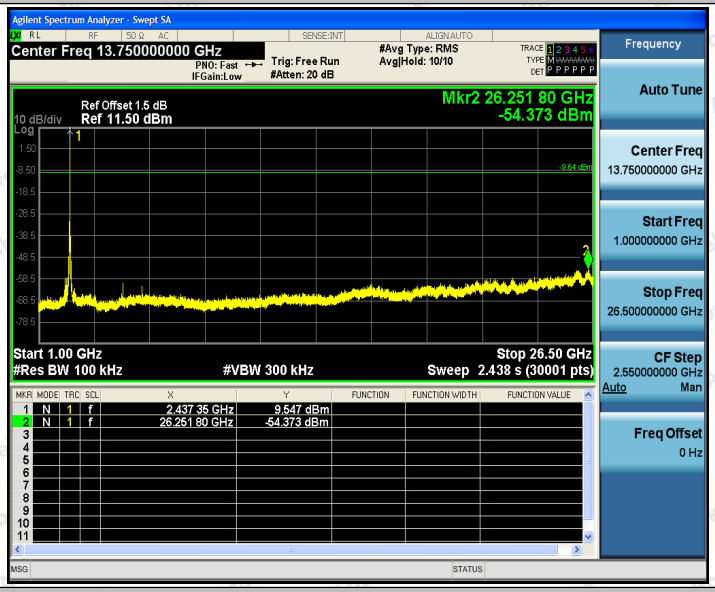


11B_Ant1_2462_0~Reference

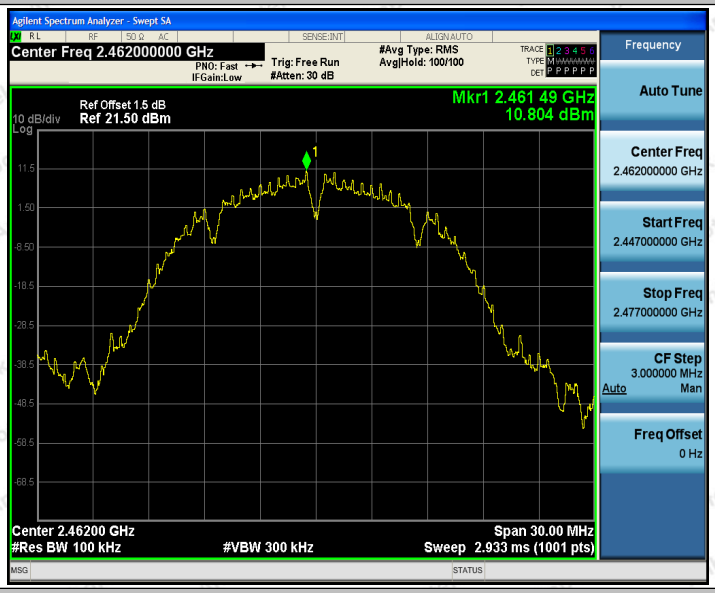


11B_Ant1_2462_30~1000

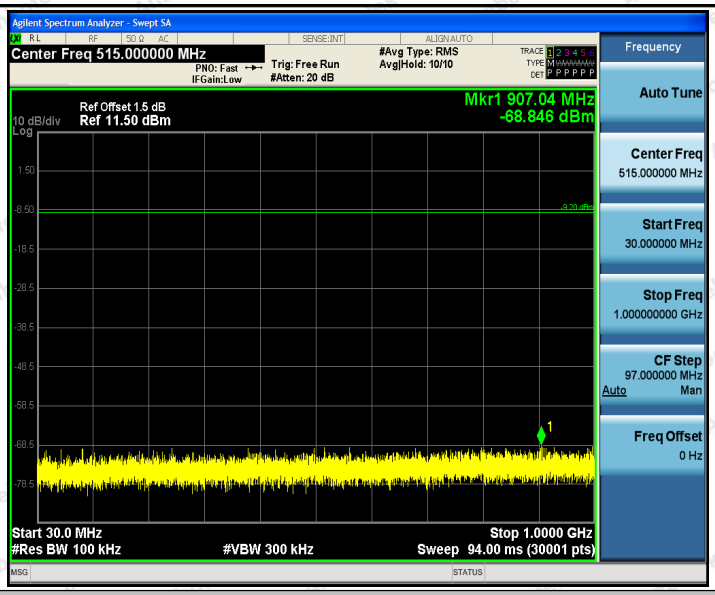


11B_Ant1_2462_1000~26500

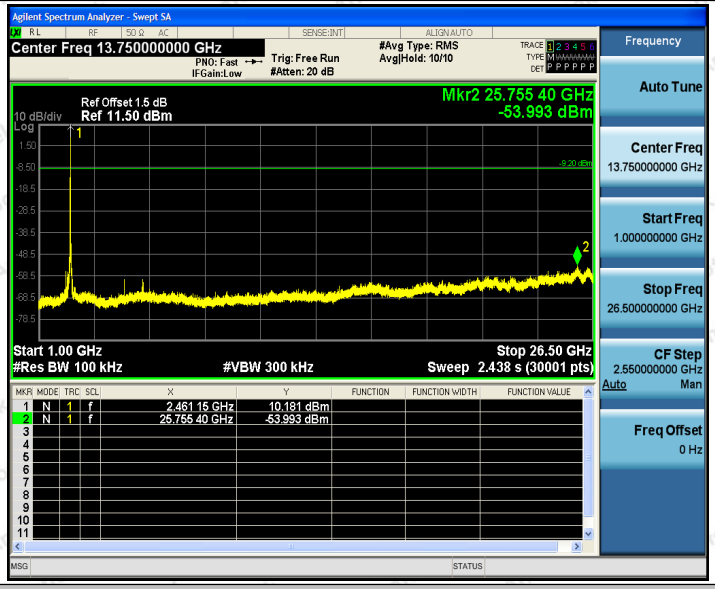


11G_Ant1_2412_0~Reference

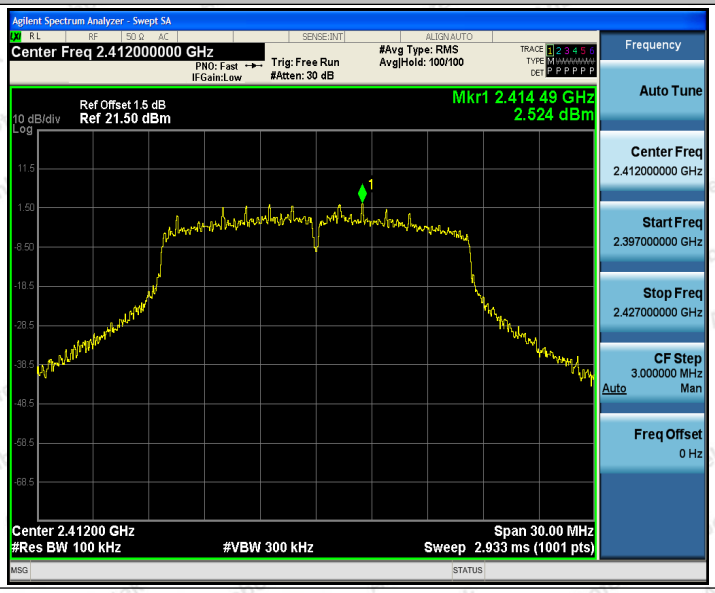

11G_Ant1_2412_30~1000

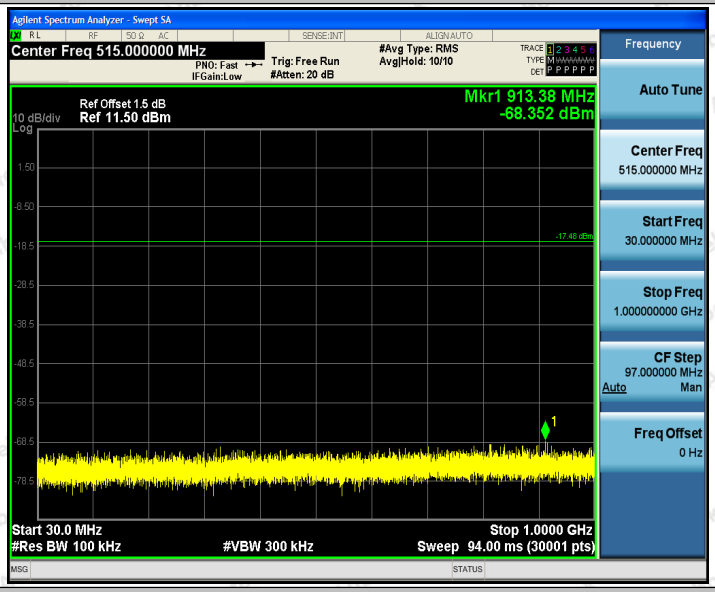


11G_Ant1_2412_1000~26500

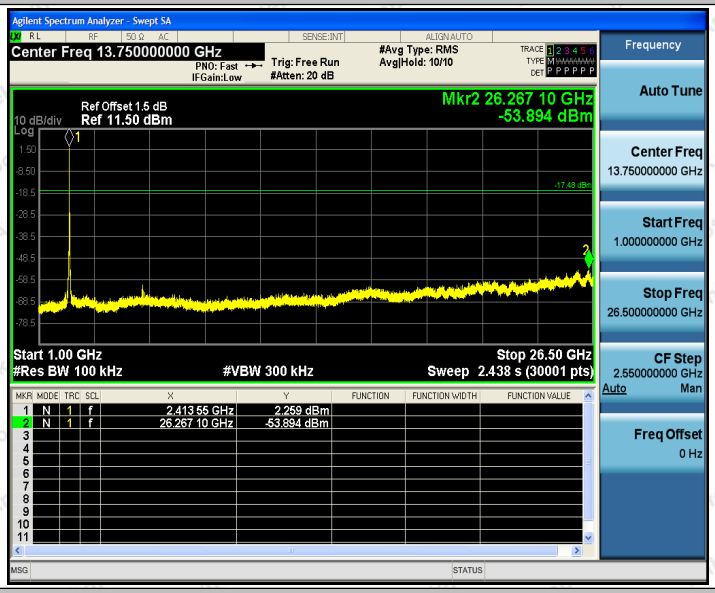


11G_Ant1_2437_0~Reference

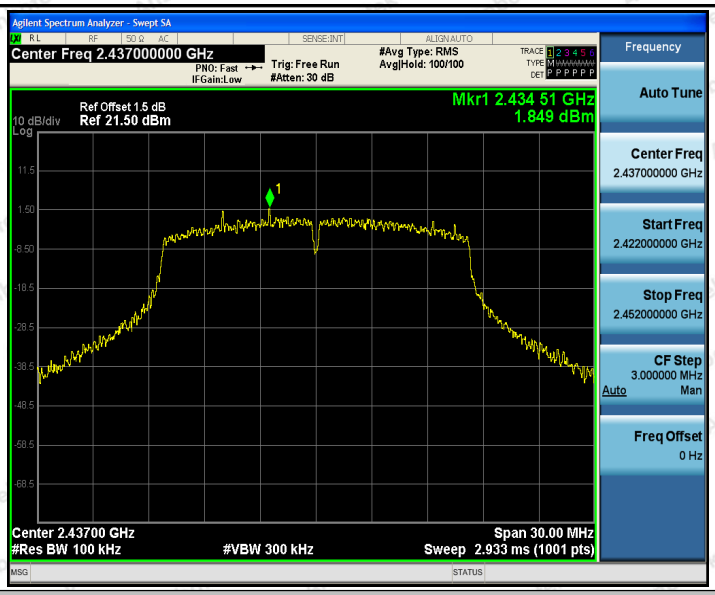


11G_Ant1_2437_30~1000

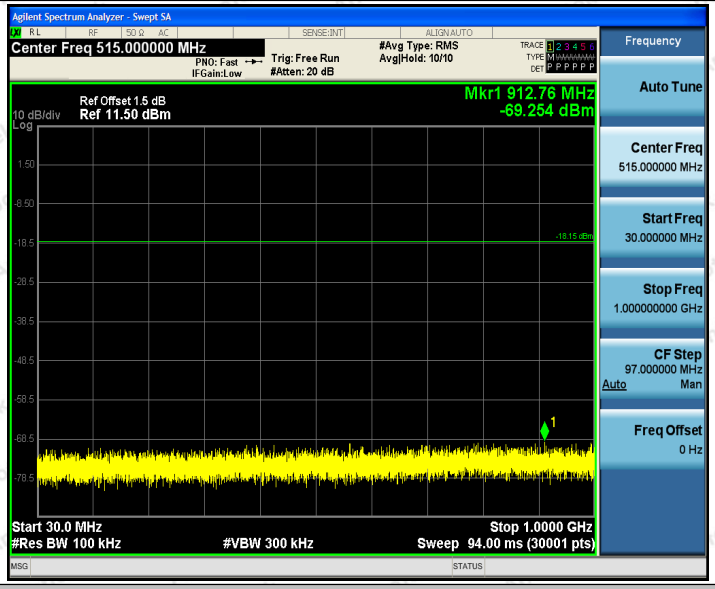


11G_Ant1_2437_1000~26500

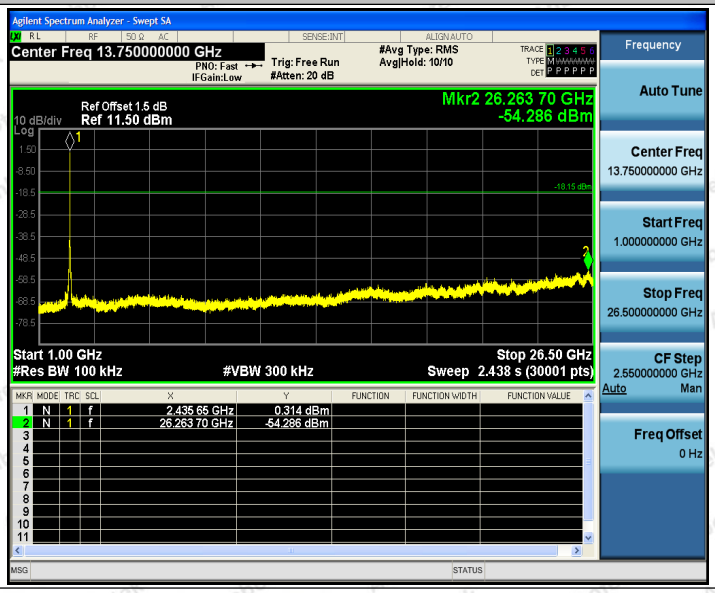

11G_Ant1_2462_0~Reference

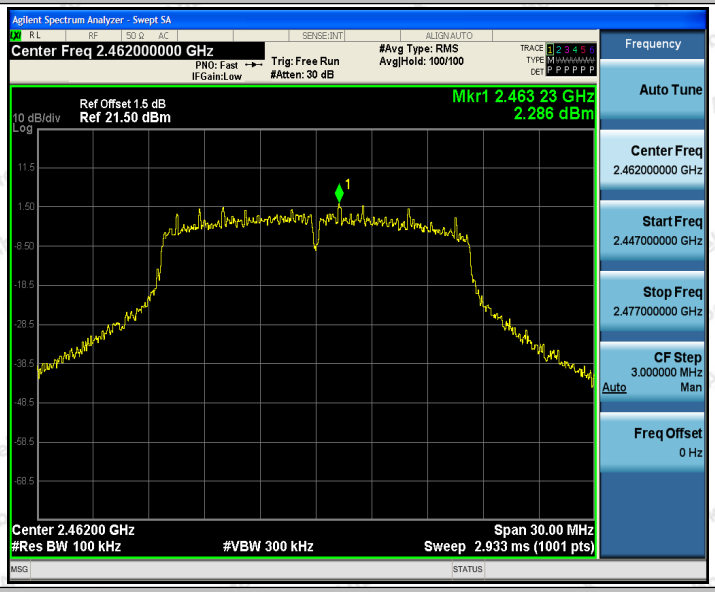


11G_Ant1_2462_30~1000

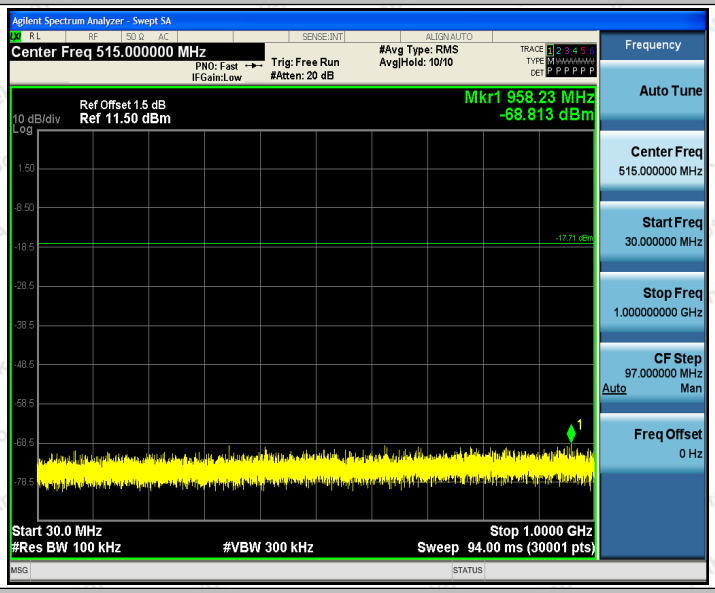


11G_Ant1_2462_1000~26500

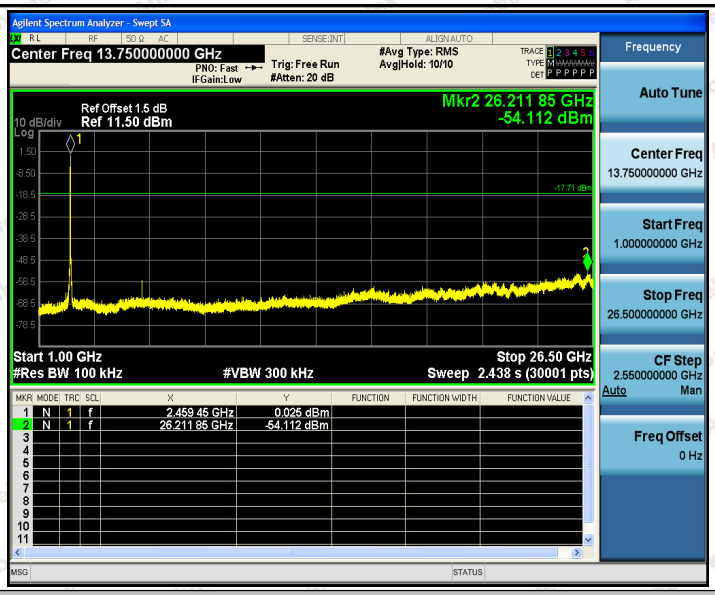


11N20_Ant1_2412_0~Reference

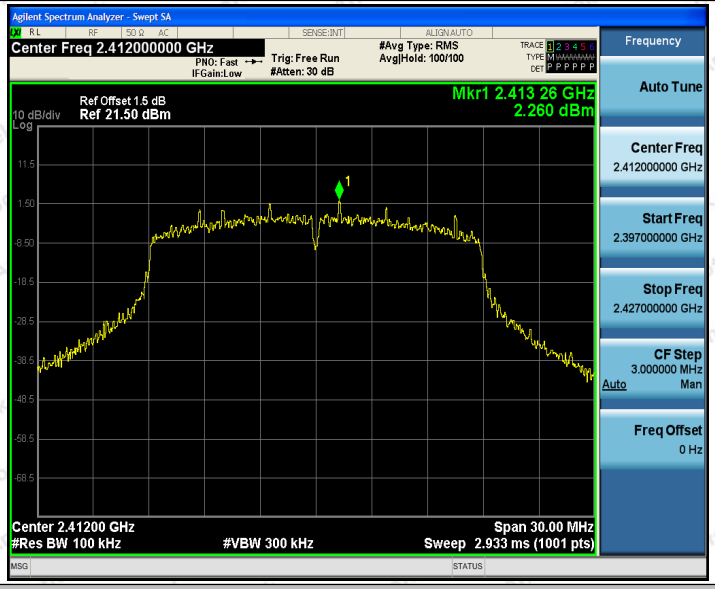


11N20_Ant1_2412_30~1000

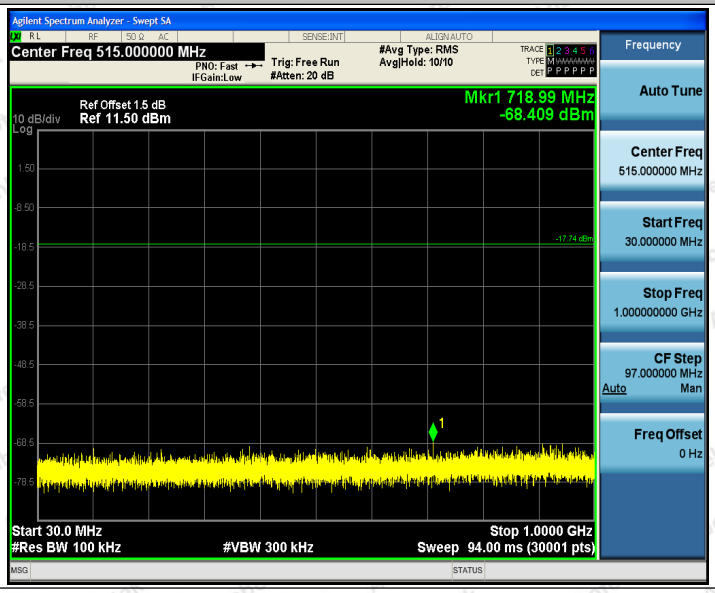

11N20_Ant1_2412_1000~26500

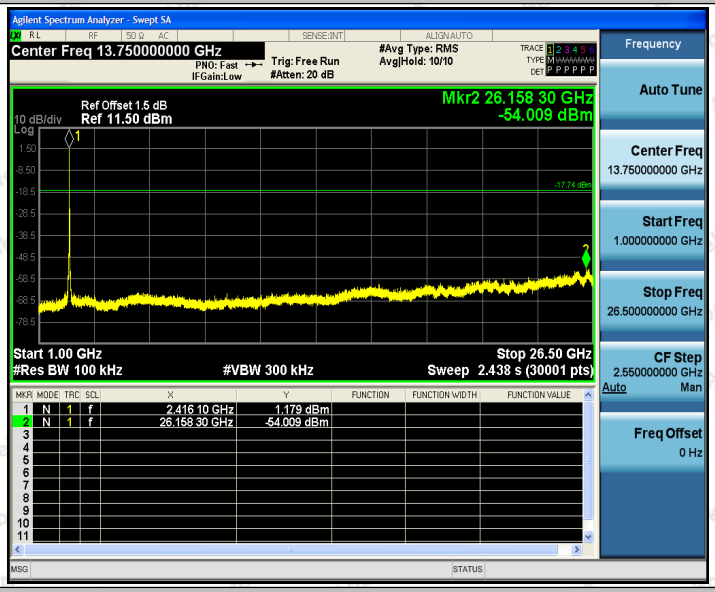


11N20_Ant1_2437_0~Reference

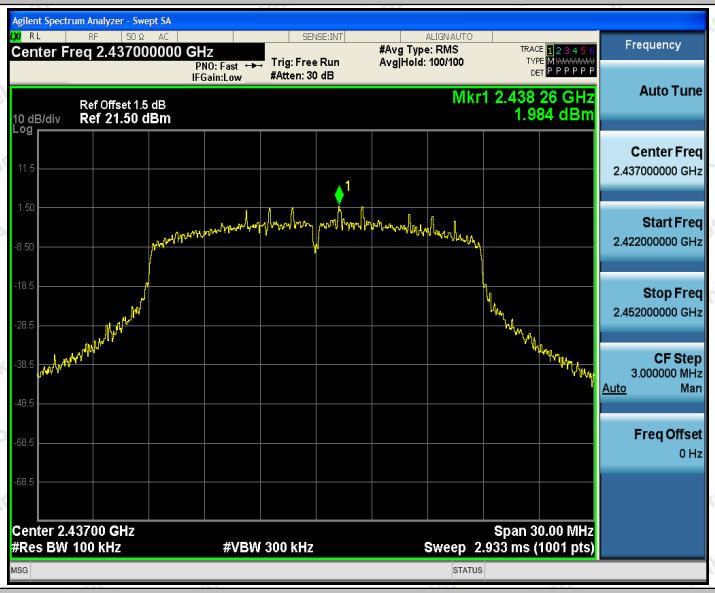


11N20_Ant1_2437_30~1000

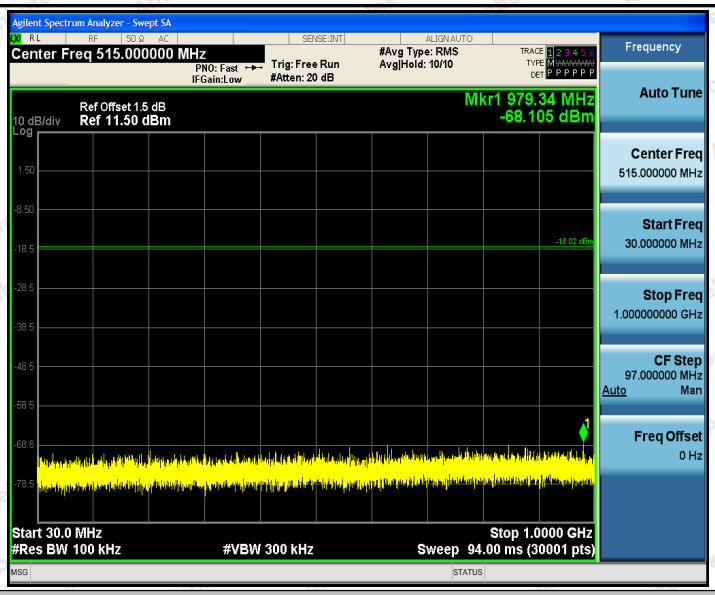


11N20_Ant1_2437_1000~26500

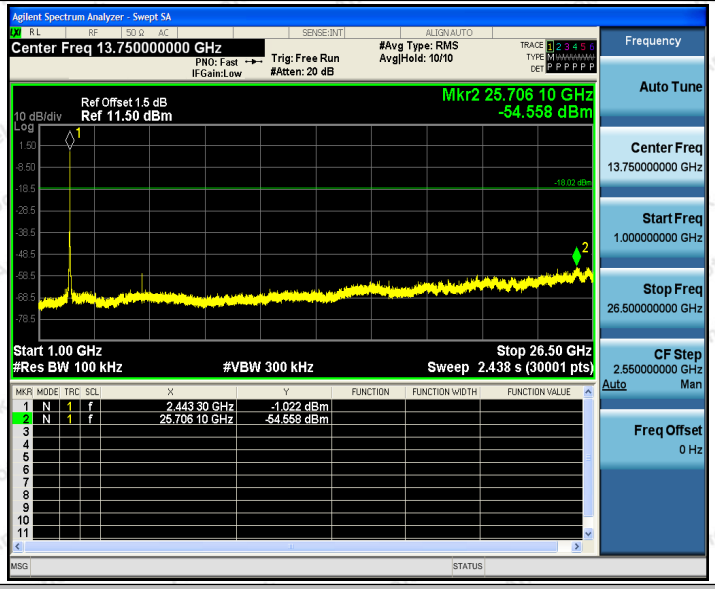


11N20_Ant1_2462_0~Reference

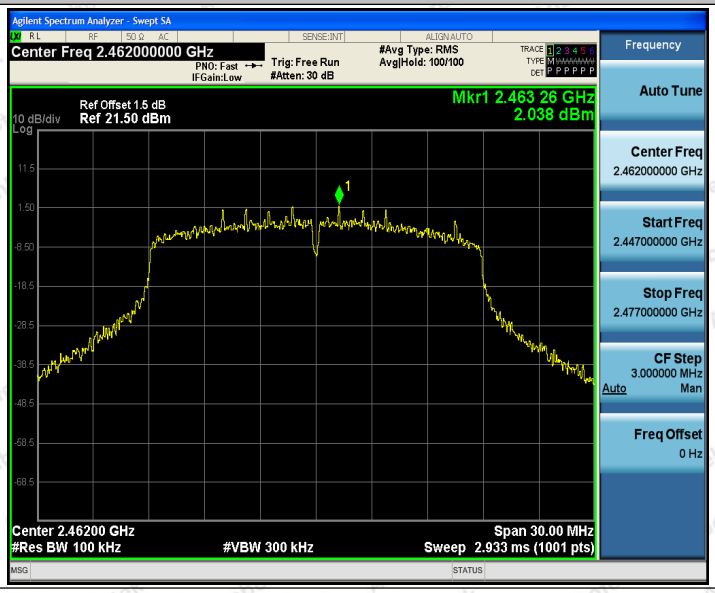

11N20_Ant1_2462_30~1000

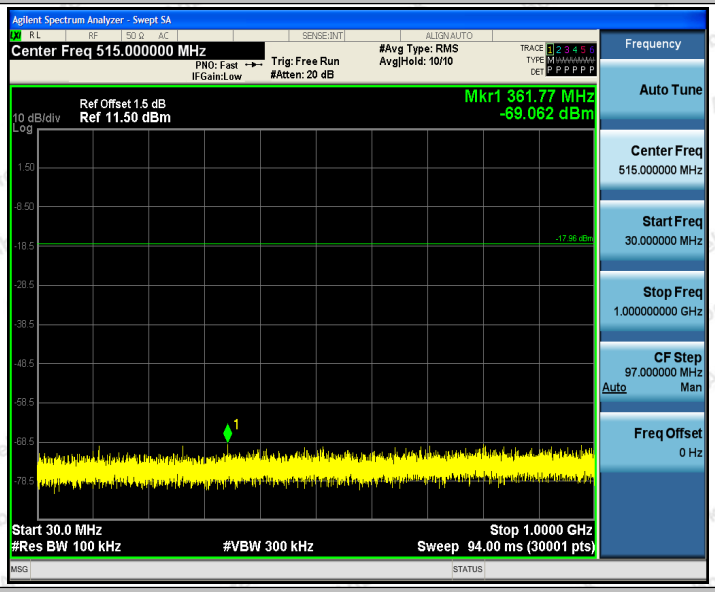


11N20_Ant1_2462_1000~26500

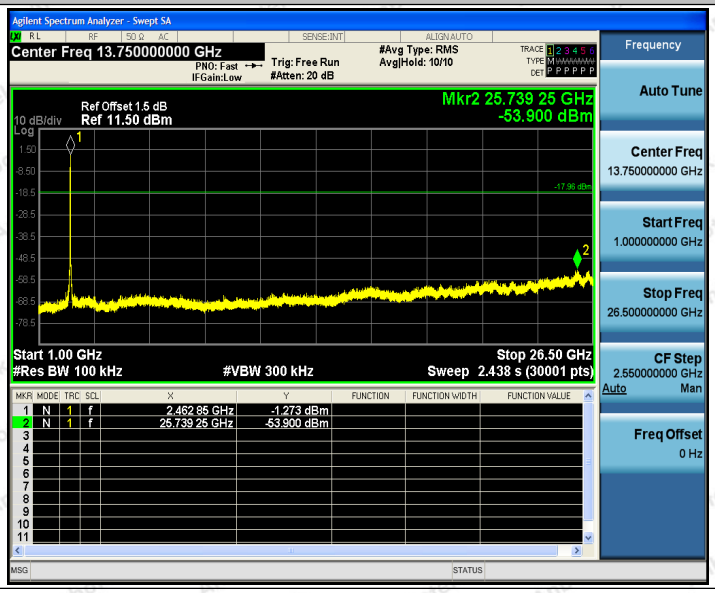

# Appendix G: Duty Cycle

## Test Result

| TestMode | Antenna | Channel | Transmission Duration [ms] | Transmission Period [ms] | Duty Cycle [%] | Limit | Verdict |
|---|---|---|---|---|---|---|---|
| 11B | Ant1 | 2412 | 8.60 | 8.70 | 98.85 | --- | PASS |
| | | 2437 | 8.61 | 8.71 | 98.85 | --- | PASS |
| | | 2462 | 8.61 | 8.71 | 98.85 | --- | PASS |
| 11G | Ant1 | 2412 | 1.43 | 1.53 | 93.46 | --- | PASS |
| | | 2437 | 1.43 | 1.53 | 93.46 | --- | PASS |
| | | 2462 | 1.43 | 1.53 | 93.46 | --- | PASS |
| 11N20 | Ant1 | 2412 | 1.34 | 1.44 | 93.06 | --- | PASS |
| | | 2437 | 1.34 | 1.44 | 93.06 | --- | PASS |
| | | 2462 | 1.34 | 1.44 | 93.06 | --- | PASS |

## Test Graphs

11B_Ant1_2412

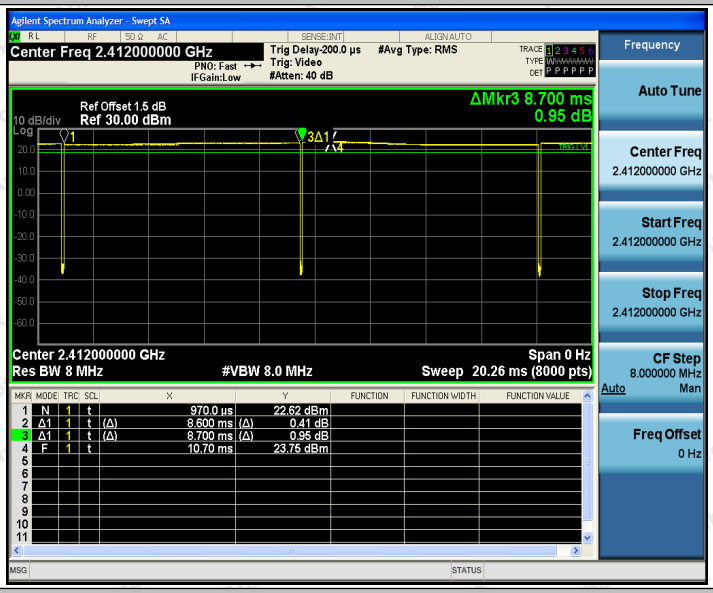


11B_Ant1_2437

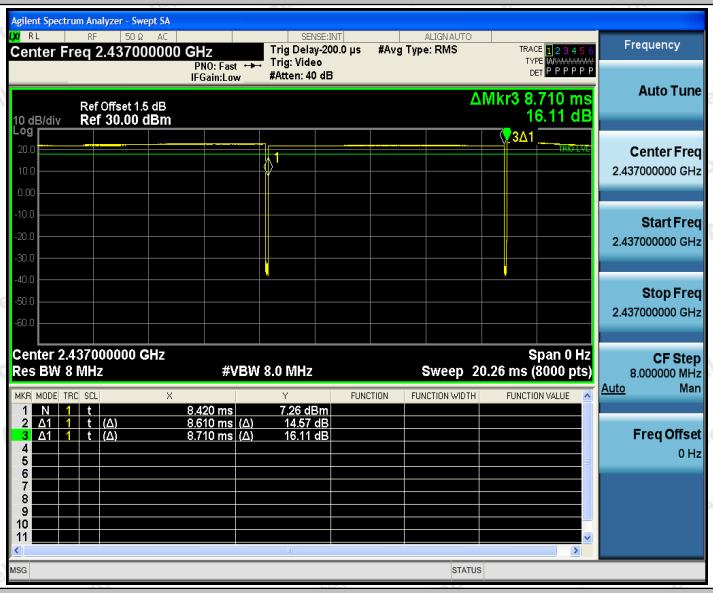


11B_Ant1_2462

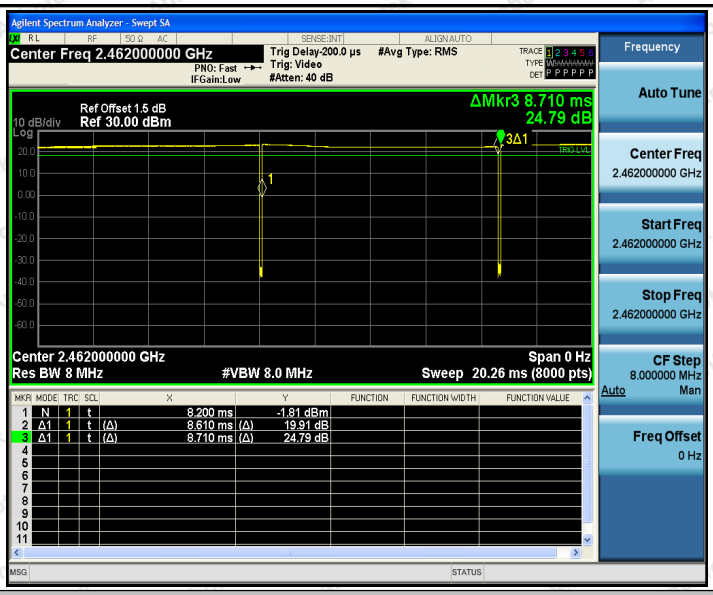


11G_Ant1_2412

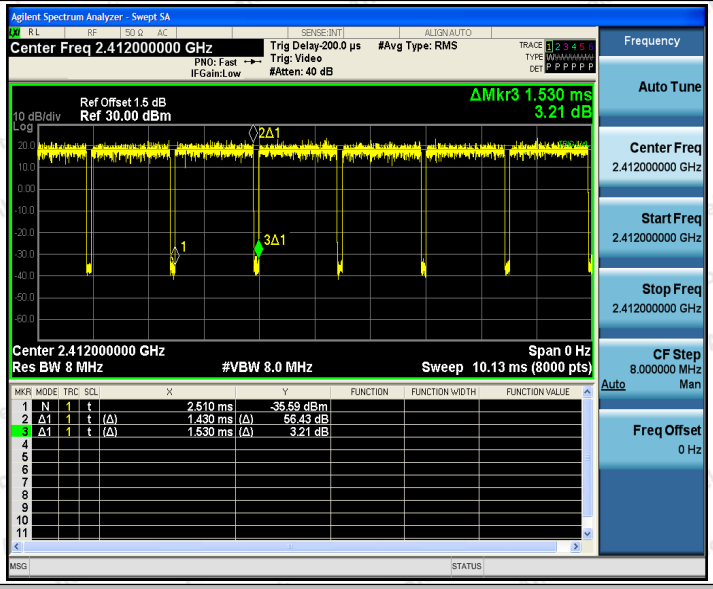


11G_Ant1_2437

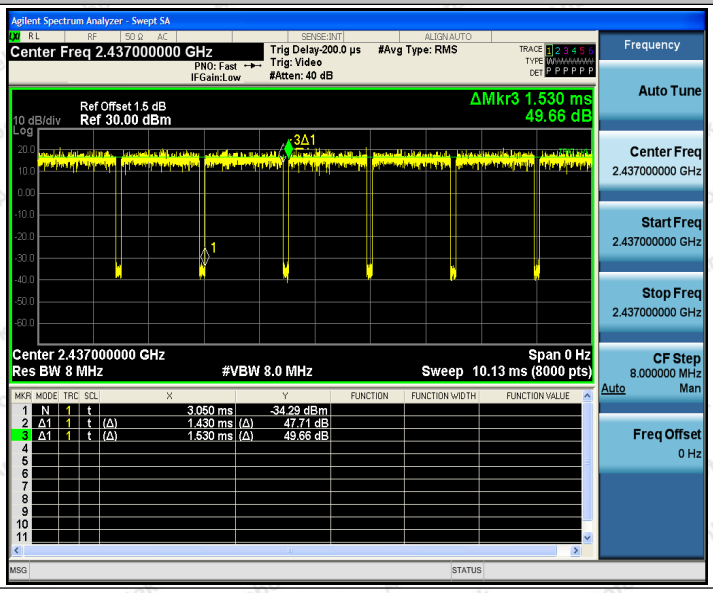

11G_Ant1_2462

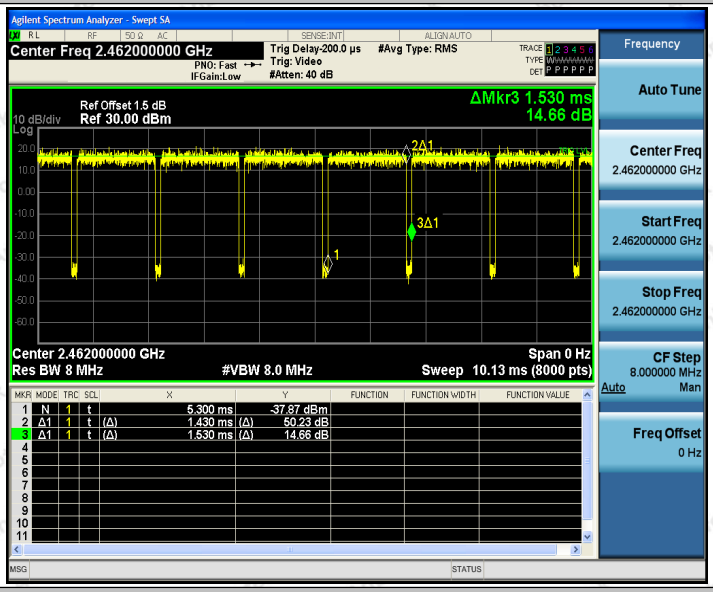


11N20_Ant1_2412

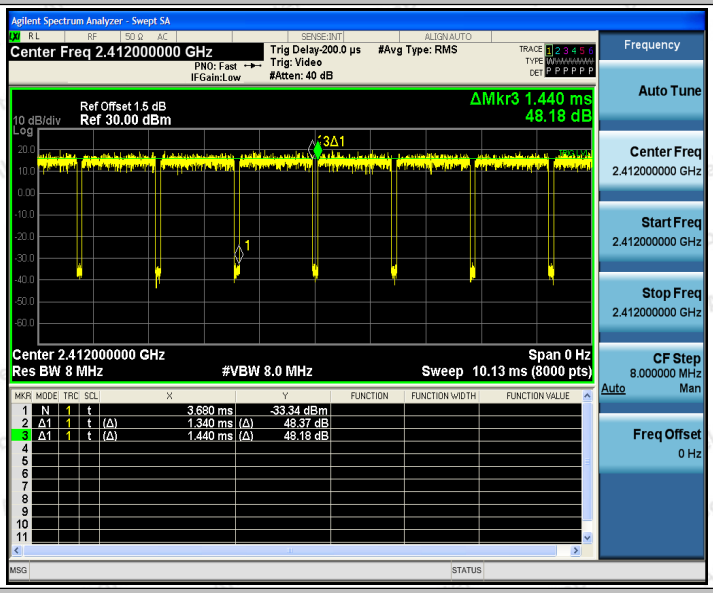


11N20_Ant1_2437

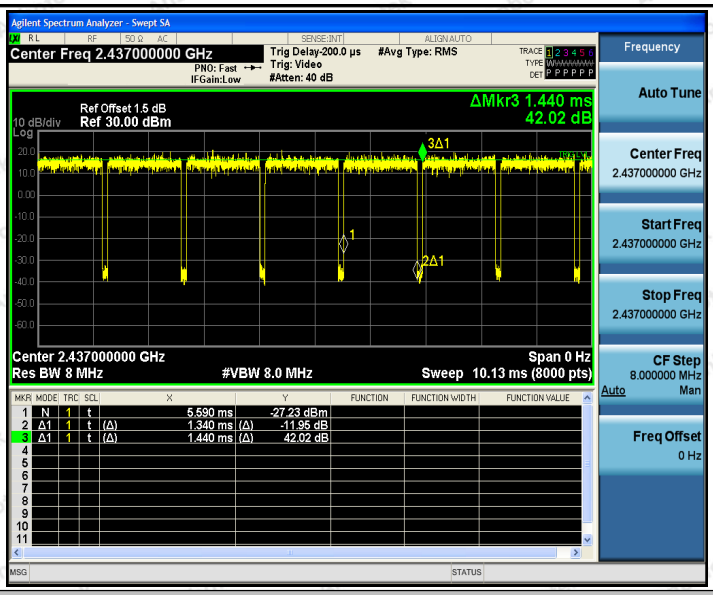


11N20_Ant1_2462

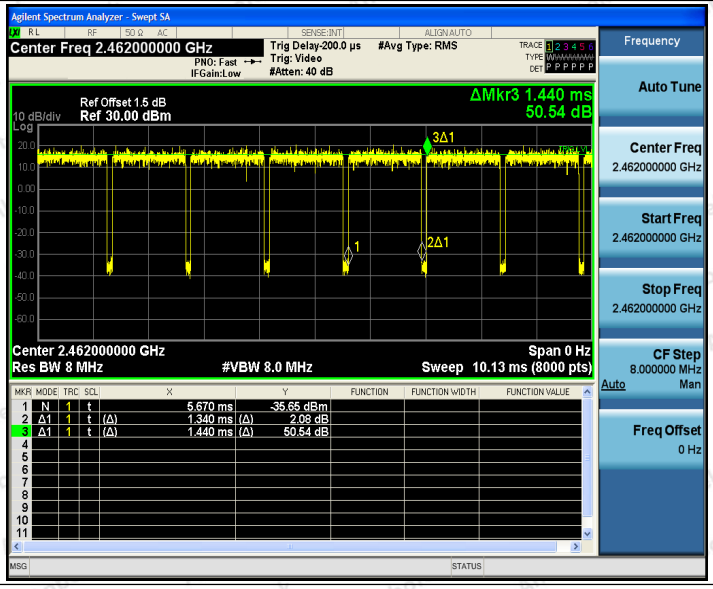


---End---