Appendix Test Data

Report No.:	18220WC10182302	Test Date:	2021.8.20
Test Engineer:	Tony.He	Auditor:	Edward.Pan
Temperature:	24.3℃	Relative Humidity:	57 %
Pressure:	1012 hPa		

Appendix A: DTS Bandwidth

Test Result

TestMode	Antenna	Channel	DTS BW [MHz]	FL[MHz]	FH[MHz]	Limit[MHz]	Verdict
11B	Ant1	2412	8.680	2407.400	2416.080	≥0.5	PASS
		2437	9.640	2432.400	2442.040	≥0.5	PASS
		2462	9.120	2457.440	2466.560	≥0.5	PASS
11G	Ant1	2412	16.440	2403.760	2420.200	≥0.5	PASS
		2437	16.400	2428.800	2445.200	≥0.5	PASS
		2462	16.440	2453.800	2470.240	≥0.5	PASS
11N20	Ant1	2412	17.640	2403.160	2420.800	≥0.5	PASS
		2437	17.360	2428.440	2445.800	≥0.5	PASS
		2462	17.360	2453.440	2470.800	≥0.5	PASS

Test Graphs

11B_Ant1_2412

11B_Ant1_2437

11B_Ant1_2462

11G_Ant1_2412

11G_Ant1_2437

11G_Ant1_2462

11N20_Ant1_2412

11N20_Ant1_2437

11N20_Ant1_2462

Appendix B: Occupied Channel Bandwidth

Test Result

TestMode	Antenna	Channel	OCB [MHz]	FL[MHz]	FH[MHz]	Limit[MHz]	Verdict
11B	Ant1	2412	15.076	2404.523	2419.599	---	PASS
		2437	15.966	2429.511	2445.477	---	PASS
		2462	15.705	2454.510	2470.215	---	PASS
11G	Ant1	2412	17.269	2403.293	2420.562	---	PASS
		2437	17.202	2428.553	2445.755	---	PASS
		2462	17.309	2453.425	2470.734	---	PASS
11N20	Ant1	2412	18.195	2402.894	2421.089	---	PASS
		2437	18.137	2428.054	2446.191	---	PASS
		2462	18.126	2453.026	2471.152	---	PASS

Test Graphs

11B_Ant1_2412

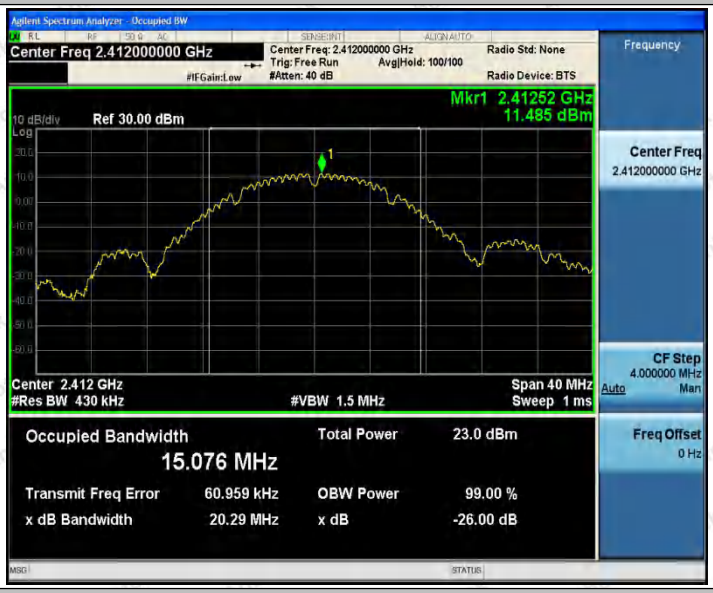

11B_Ant1_2437

11B_Ant1_2462

11G_Ant1_2412

11G_Ant1_2437

11G_Ant1_2462

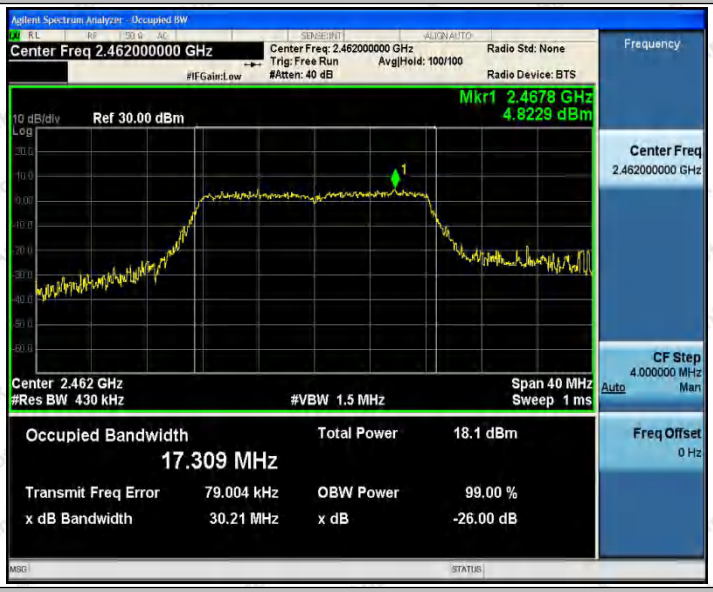

11N20_Ant1_2412

11N20_Ant1_2437

11N20_Ant1_2462

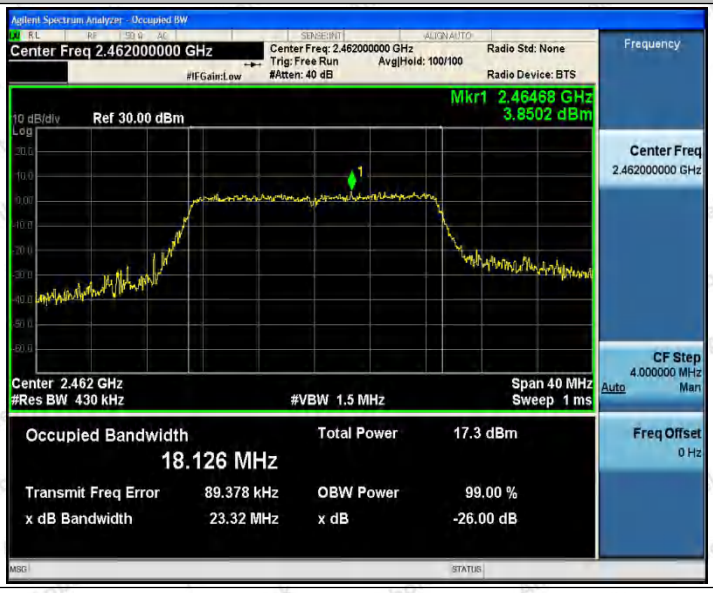

Appendix C: Maximum conducted output power

Test Result

TestMode	Antenna	Channel	Result[dBm]	Limit[dBm]	Verdict
11B	Ant1	2412	22.92	≤30	PASS
		2437	23.42	≤30	PASS
		2462	23.00	≤30	PASS
11G	Ant1	2412	20.36	≤30	PASS
		2437	22.57	≤30	PASS
		2462	19.54	≤30	PASS
11N20	Ant1	2412	19.30	≤30	PASS
		2437	22.63	≤30	PASS
		2462	18.58	≤30	PASS

Appendix D: Maximum power spectral density

Test Result

TestMode	Antenna	Channel	Result[dBm/3-100kHz]	Limit[dBm/3kHz]	Verdict
11B	Ant1	2412	-2.61	≤8	PASS
		2437	-2.5	≤8	PASS
		2462	-2.36	≤8	PASS
11G	Ant1	2412	-12.13	≤8	PASS
		2437	-9.55	≤8	PASS
		2462	-12.63	≤8	PASS
11N20	Ant1	2412	-10.82	≤8	PASS
		2437	-7.65	≤8	PASS
		2462	-11.74	≤8	PASS

Test Graphs

11B_Ant1_2412

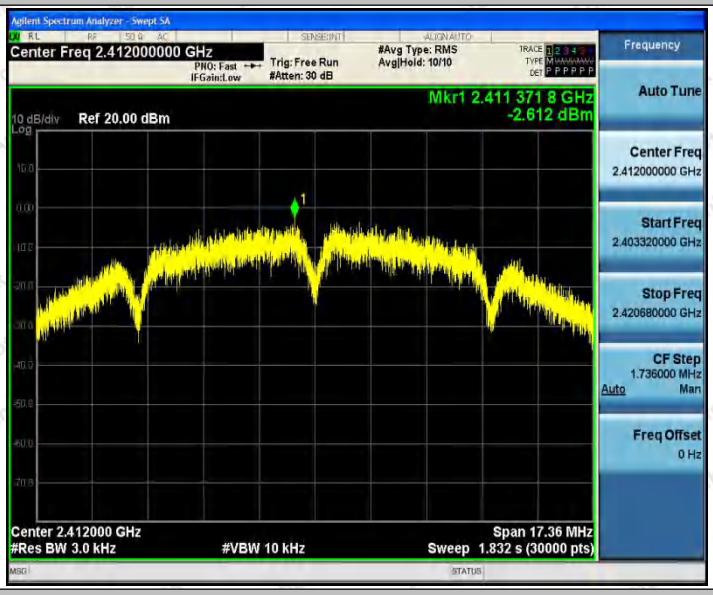

11B_Ant1_2437

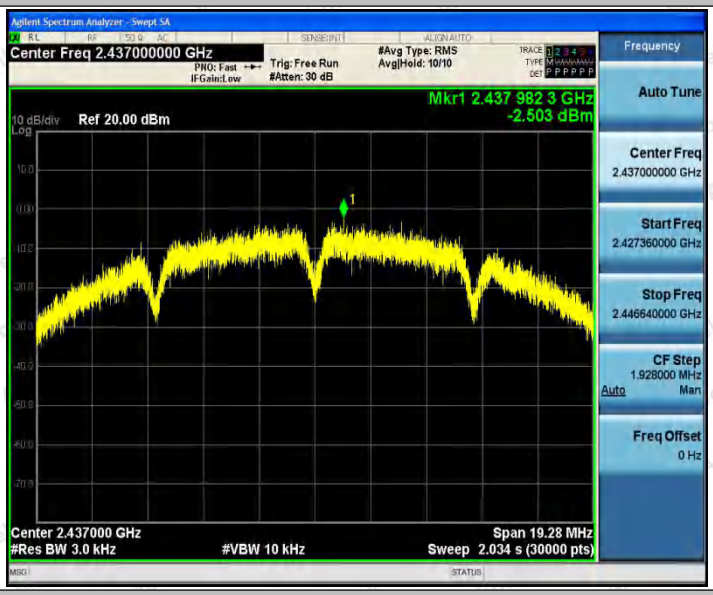

11B_Ant1_2462

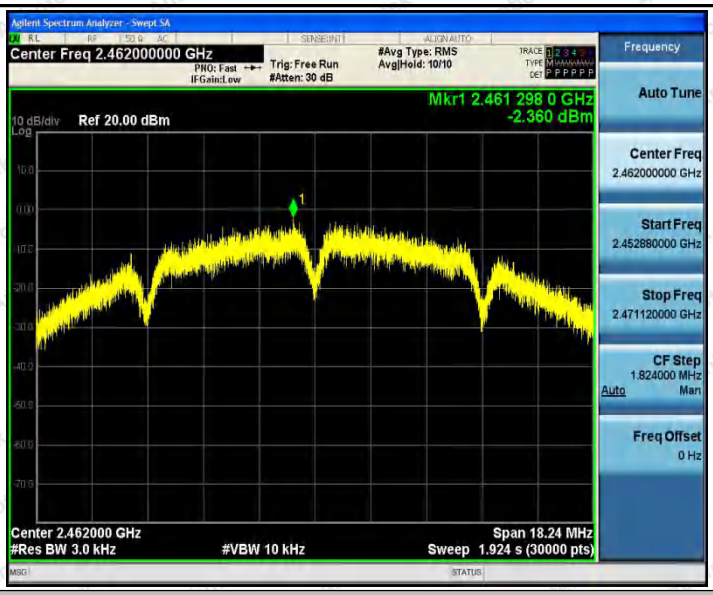

11G_Ant1_2412

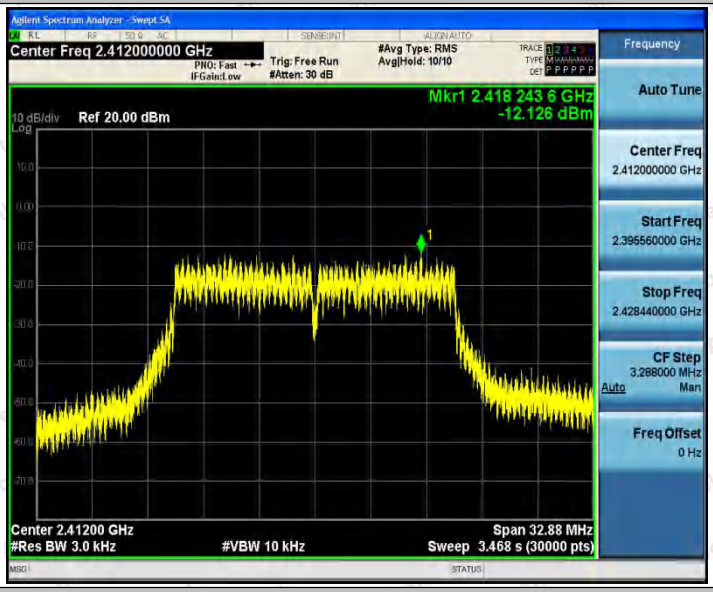

11G_Ant1_2437

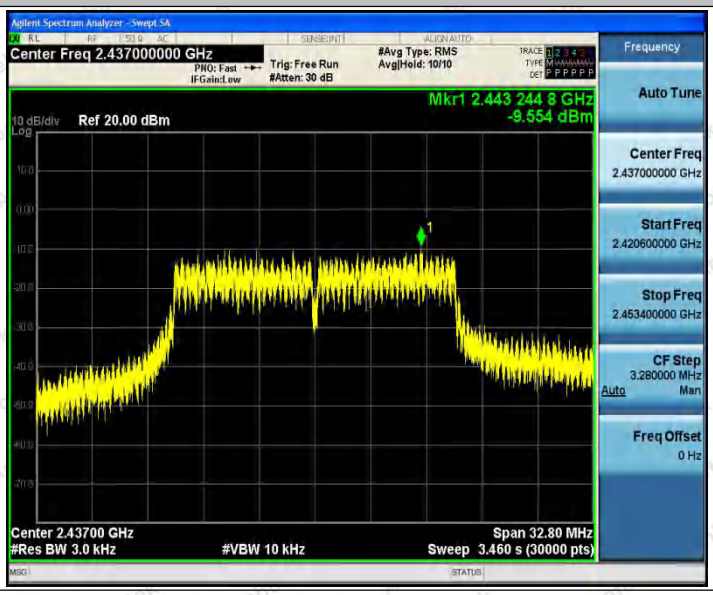

11G_Ant1_2462

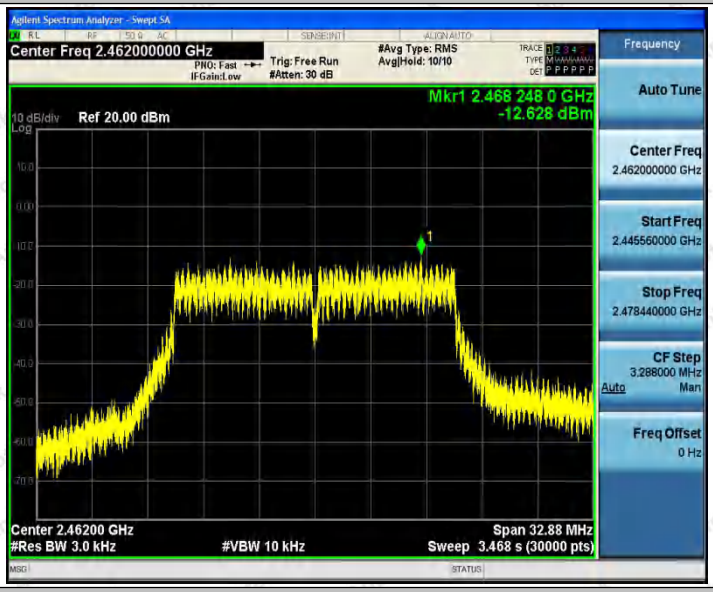

11N20_Ant1_2412

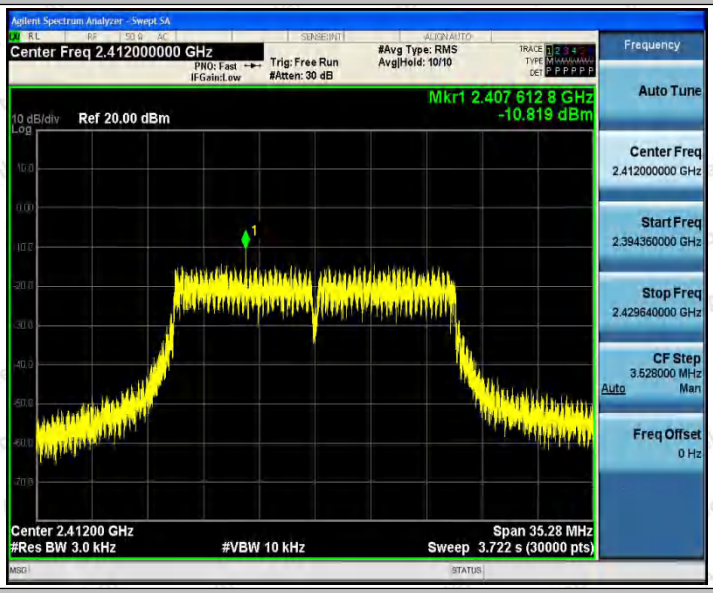

11N20_Ant1_2437

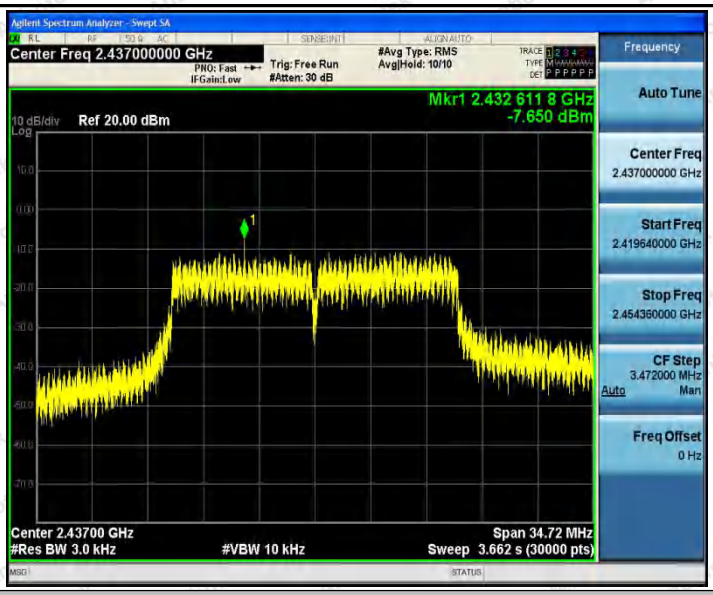

11N20_Ant1_2462

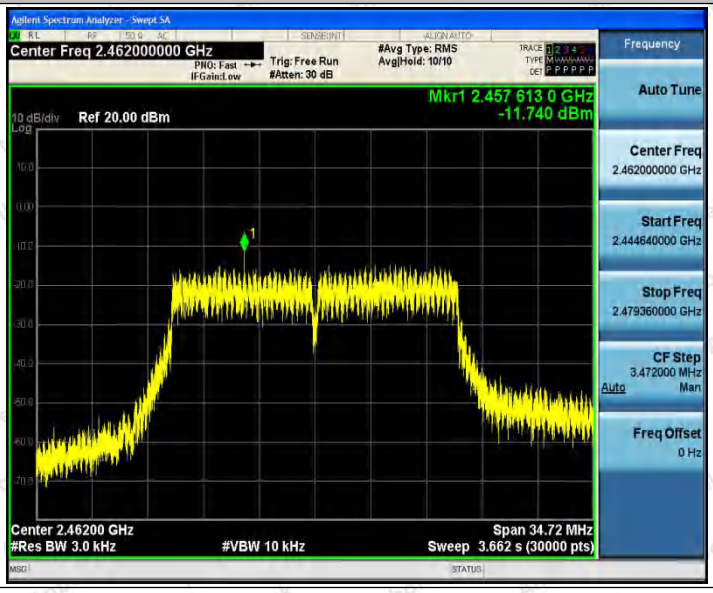

Appendix E: Band edge measurements

Test Result

TestMode	Antenna	ChName	Channel	RefLevel[dBm]	Result[dBm]	Limit[dBm]	Verdict
11B	Ant1	Low	2412	10.50	-20.75	≤-9.5	PASS
		High	2462	11.35	-27.91	≤-8.65	PASS
11G	Ant1	Low	2412	2.30	-29.17	≤-17.7	PASS
		High	2462	1.17	-38.81	≤-18.83	PASS
11N20	Ant1	Low	2412	1.02	-31.6	≤-18.98	PASS
		High	2462	-0.34	-36.65	≤-20.34	PASS

Test Graphs

11B_Ant1_Low_2412

11B_Ant1_High_2462

11G_Ant1_Low_2412

11G_Ant1_High_2462

11N20_Ant1_Low_2412

11N20_Ant1_High_2462

Appendix F: Conducted Spurious Emission

Test Result

TestMode	Antenna	Channel	FreqRange [Mhz]	RefLevel [dBm]	Result [dBm]	Limit [dBm]	Verdict
11B	Ant1	2412	Reference	11.12	11.12	---	PASS
			30~1000	11.12	-69.38	≤-8.88	PASS
			1000~26500	11.12	-40.51	≤-8.88	PASS
		2437	Reference	10.71	10.71	---	PASS
			30~1000	10.71	-67.99	≤-9.29	PASS
			1000~26500	10.71	-39.73	≤-9.29	PASS
		2462	Reference	10.86	10.86	---	PASS
			30~1000	10.86	-69.19	≤-9.14	PASS
			1000~26500	10.86	-41.75	≤-9.14	PASS
11G	Ant1	2412	Reference	2.18	2.18	---	PASS
			30~1000	2.18	-70.44	≤-17.82	PASS
			1000~26500	2.18	-42.58	≤-17.82	PASS
		2437	Reference	4.61	4.61	---	PASS
			30~1000	4.61	-69.37	≤-15.39	PASS
			1000~26500	4.61	-42.41	≤-15.39	PASS
		2462	Reference	0.81	0.81	---	PASS
			30~1000	0.81	-70.68	≤-19.19	PASS
			1000~26500	0.81	-42.59	≤-19.19	PASS
11N20	Ant1	2412	Reference	0.74	0.74	---	PASS
			30~1000	0.74	-70.03	≤-19.26	PASS
			1000~26500	0.74	-43.31	≤-19.26	PASS
		2437	Reference	4.63	4.63	---	PASS
			30~1000	4.63	-70.06	≤-15.37	PASS
			1000~26500	4.63	-41.46	≤-15.37	PASS
		2462	Reference	-0.18	-0.18	---	PASS
			30~1000	-0.18	-69.32	≤-20.18	PASS
			1000~26500	-0.18	-41.89	≤-20.18	PASS

Test Graphs

11B_Ant1_2412_0~Reference

11B_Ant1_2412_30~1000

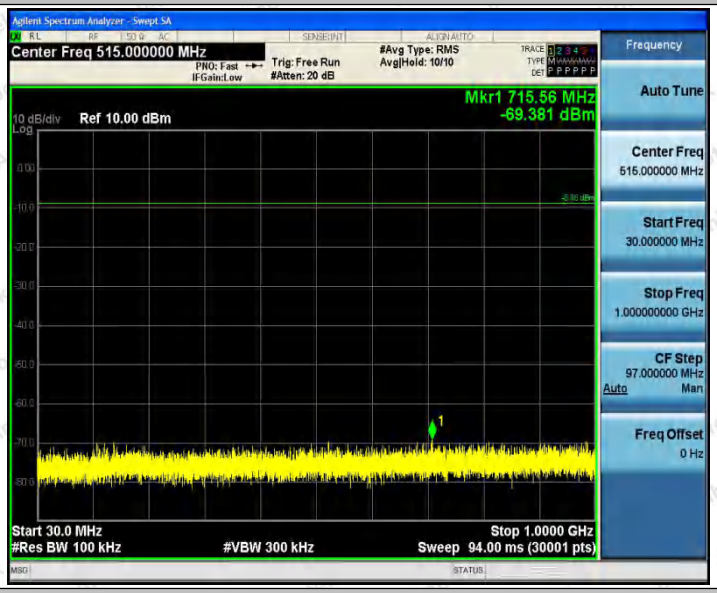

11B_Ant1_2412_1000~26500

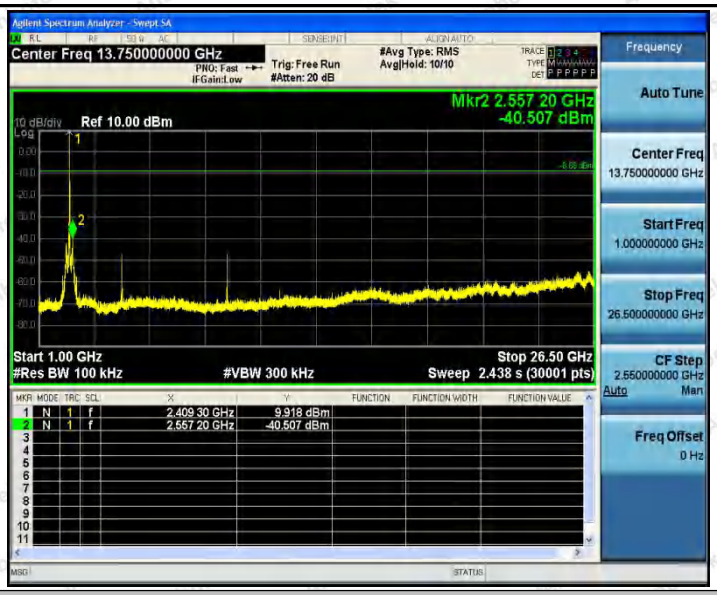

11B_Ant1_2437_0~Reference

11B_Ant1_2437_30~1000

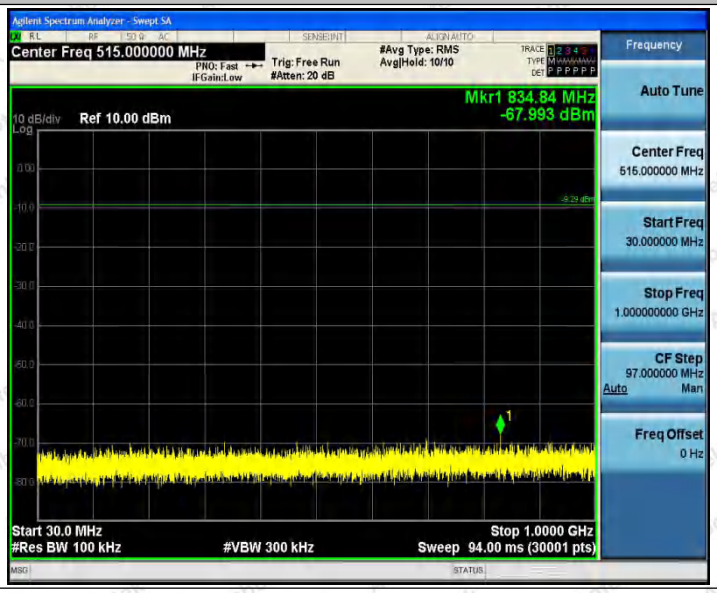

11B_Ant1_2437_1000~26500

11B_Ant1_2462_0~Reference

11B_Ant1_2462_30~1000

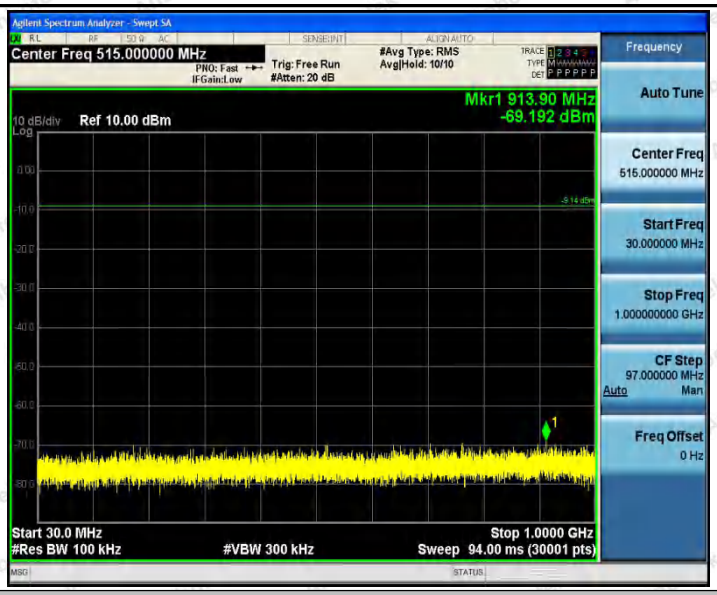

11B_Ant1_2462_1000~26500

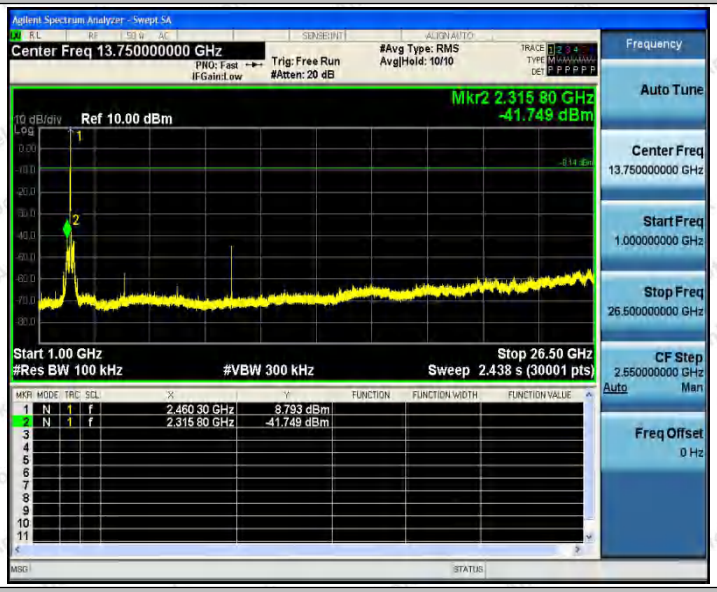

11G_Ant1_2412_0~Reference

11G_Ant1_2412_30~1000

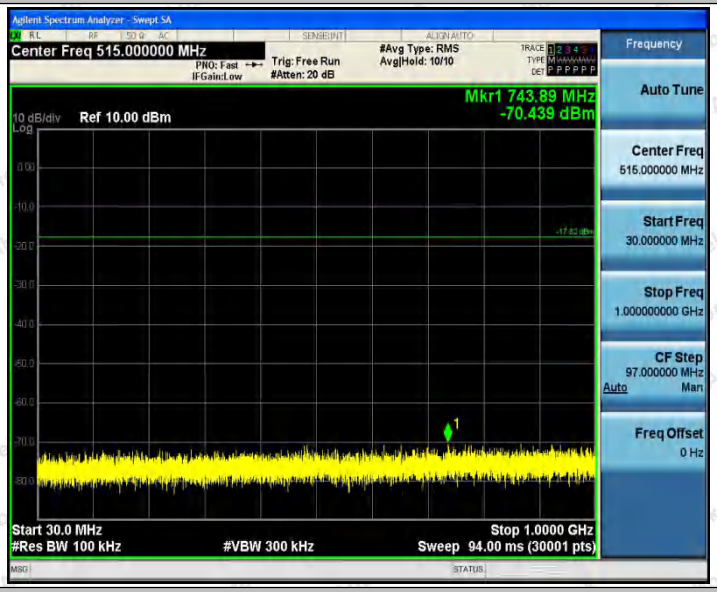

11G_Ant1_2412_1000~26500

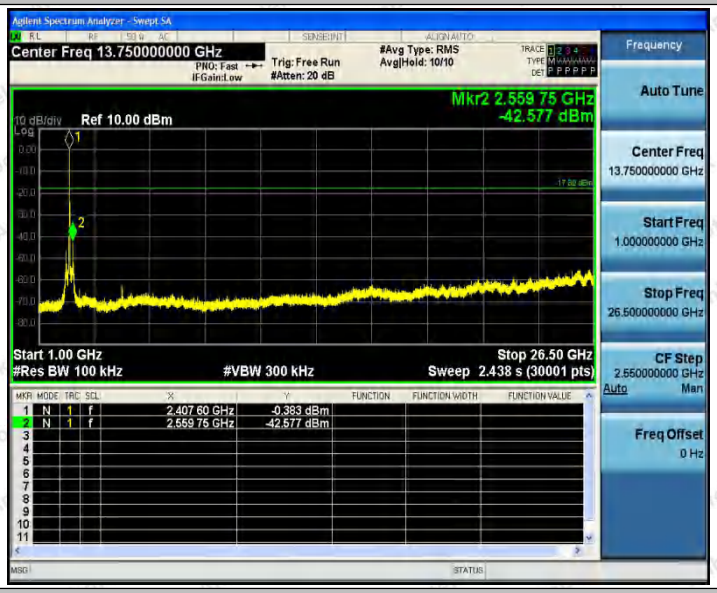

11G_Ant1_2437_0~Reference

11G_Ant1_2437_30~1000

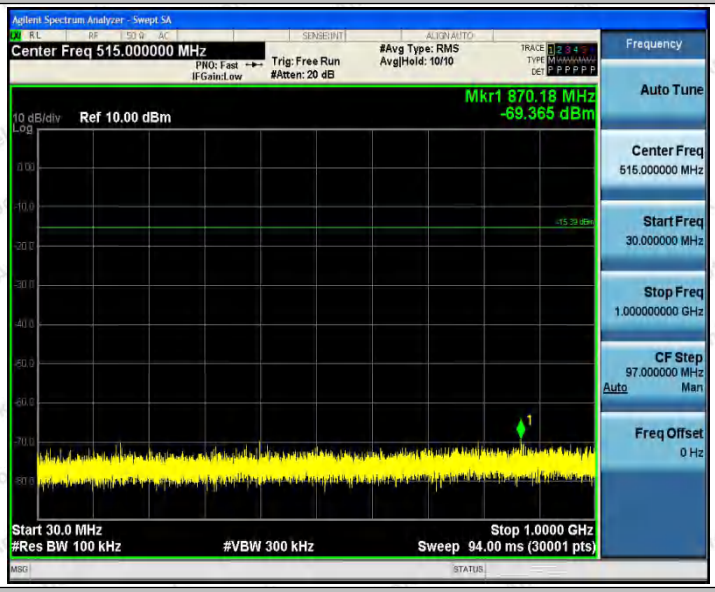

11G_Ant1_2437_1000~26500

11G_Ant1_2462_0~Reference

11G_Ant1_2462_30~1000

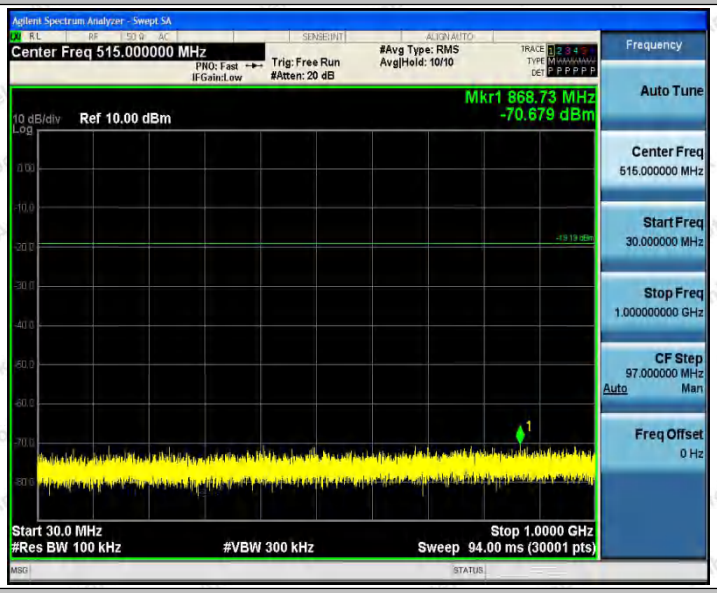

11G_Ant1_2462_1000~26500

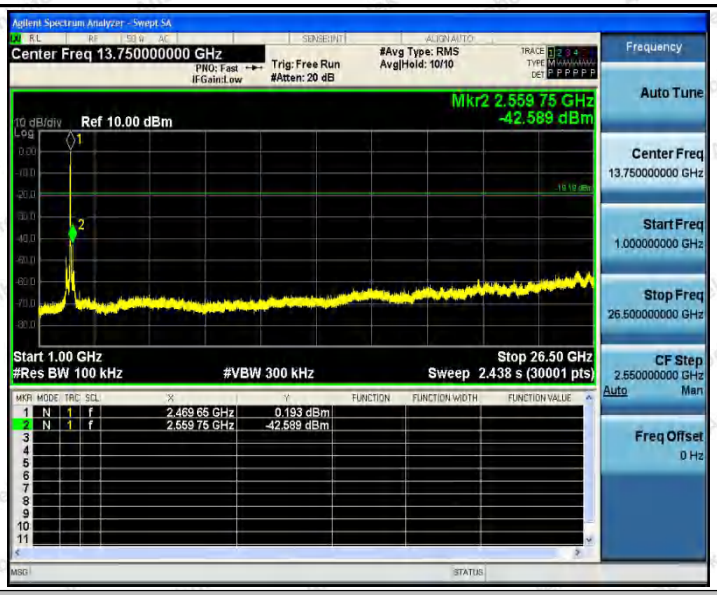

11N20_Ant1_2412_0~Reference

11N20_Ant1_2412_30~1000

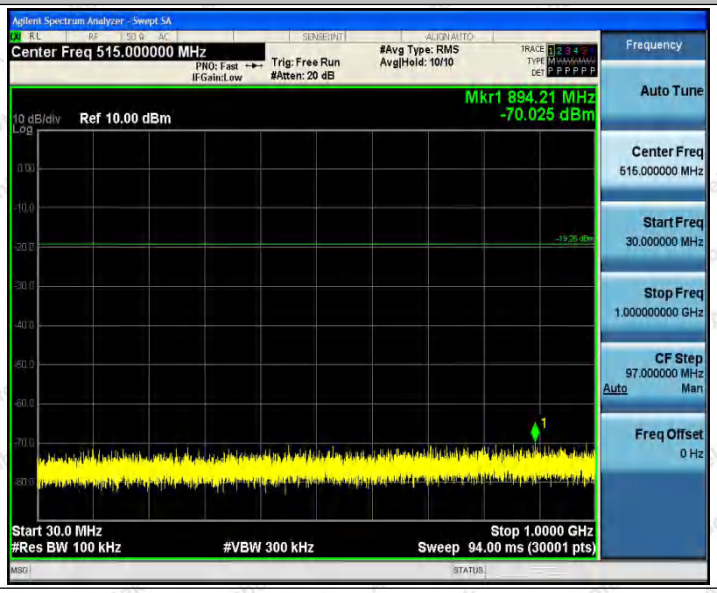

11N20_Ant1_2412_1000~26500

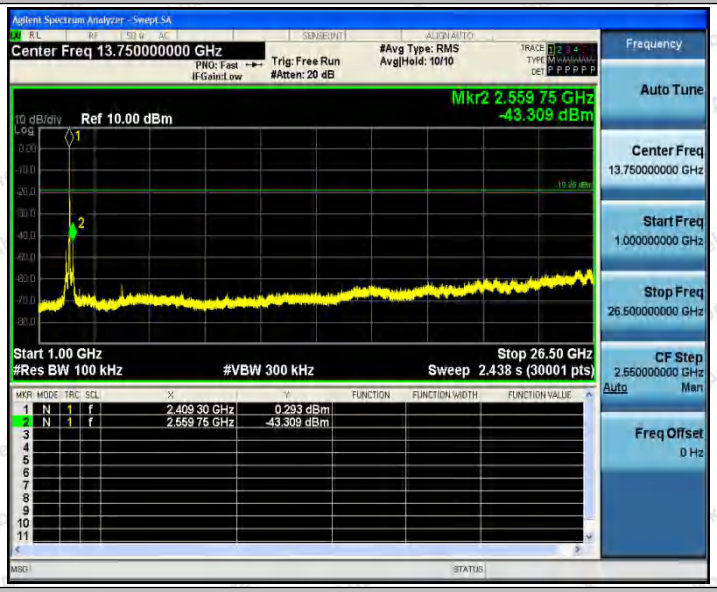

11N20_Ant1_2437_0~Reference

11N20_Ant1_2437_30~1000

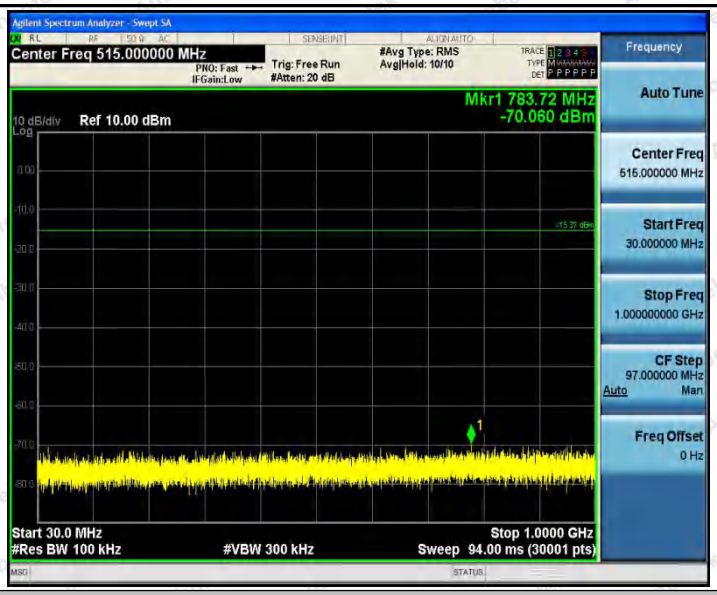

11N20_Ant1_2437_1000~26500

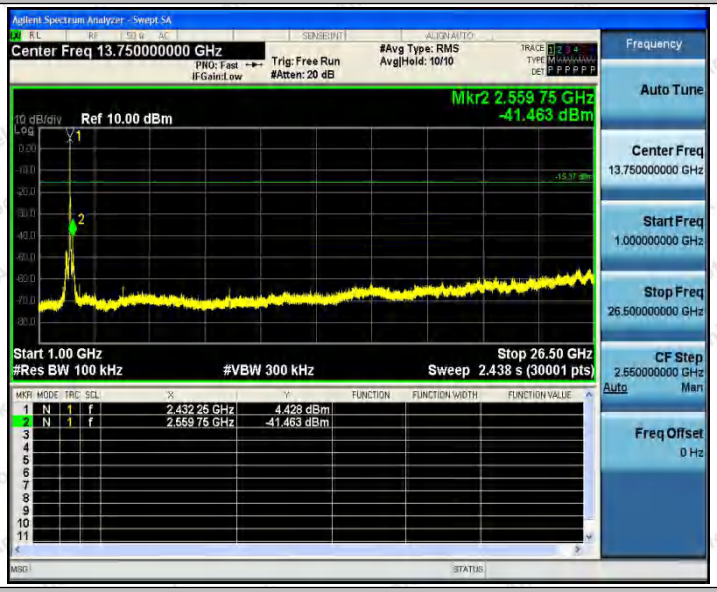

11N20_Ant1_2462_0~Reference

11N20_Ant1_2462_30~1000

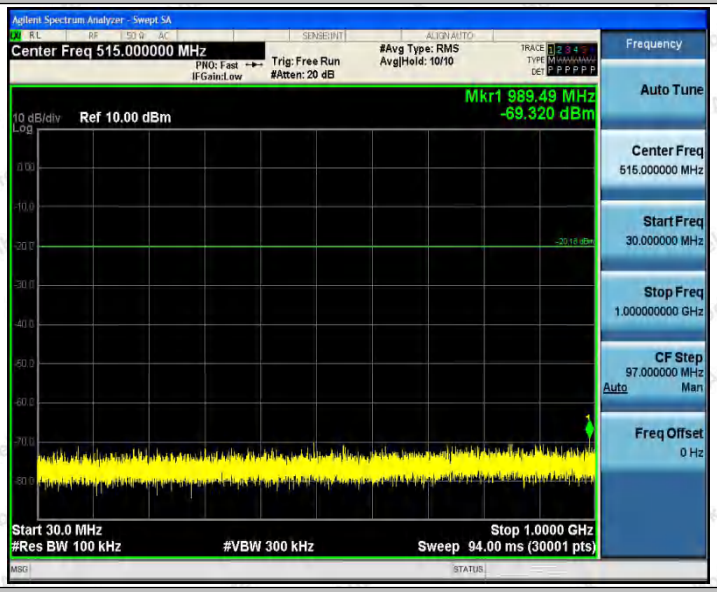

11N20_Ant1_2462_1000~26500

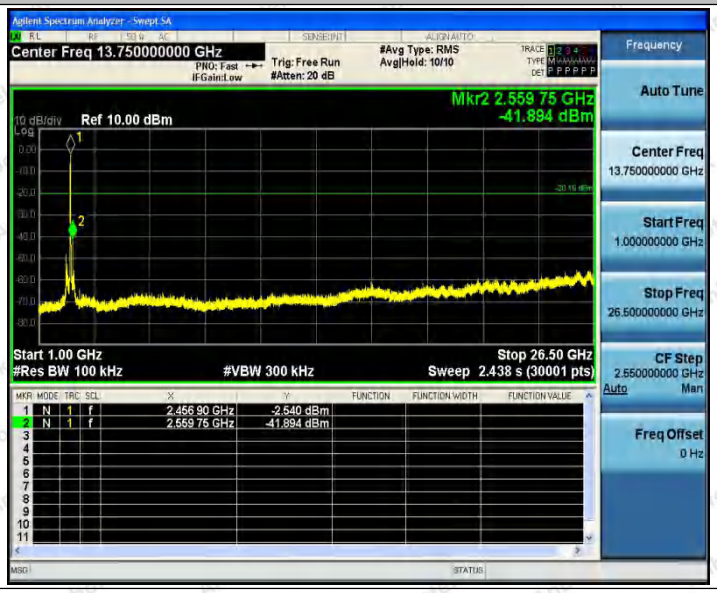

Appendix G: Duty Cycle

Test Result

TestMode	Antenna	Channel	Transmission Duration [ms]	Transmission Period [ms]	Duty Cycle [%]	Limit	Verdict
11B	Ant1	2412	8.38	8.65	96.88	---	PASS
		2437	8.39	8.65	96.99	---	PASS
		2462	8.39	8.65	96.99	---	PASS
11G	Ant1	2412	1.40	1.67	83.83	---	PASS
		2437	1.39	1.67	83.23	---	PASS
		2462	1.40	1.67	83.83	---	PASS
11N20	Ant1	2412	1.30	1.57	82.80	---	PASS
		2437	1.30	1.58	82.28	---	PASS
		2462	1.30	1.57	82.80	---	PASS

Test Graphs

11B_Ant1_2412

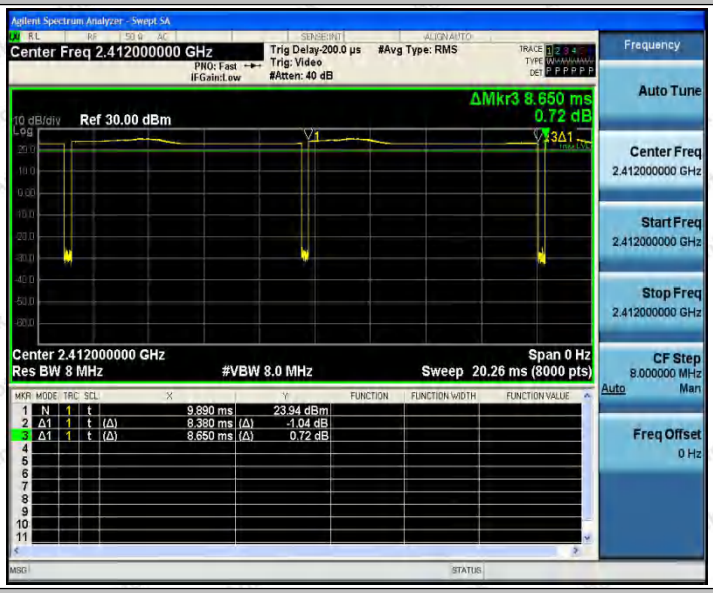

11B_Ant1_2437

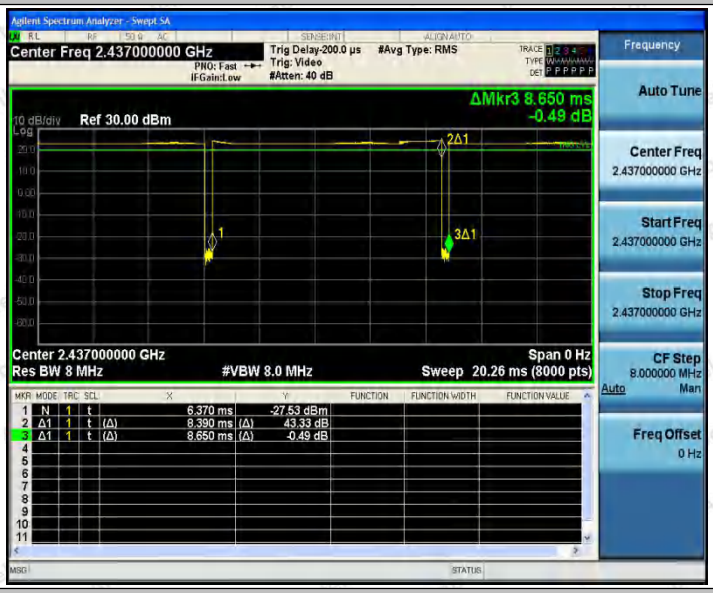

11B_Ant1_2462

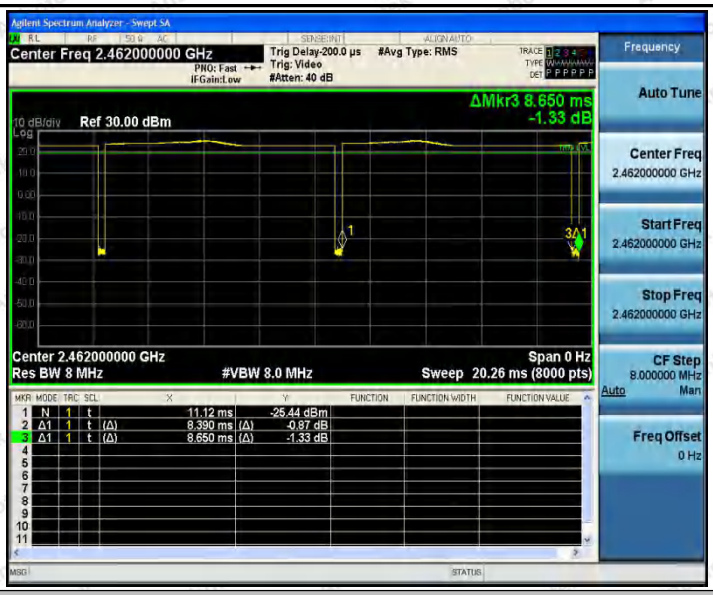

11G_Ant1_2412

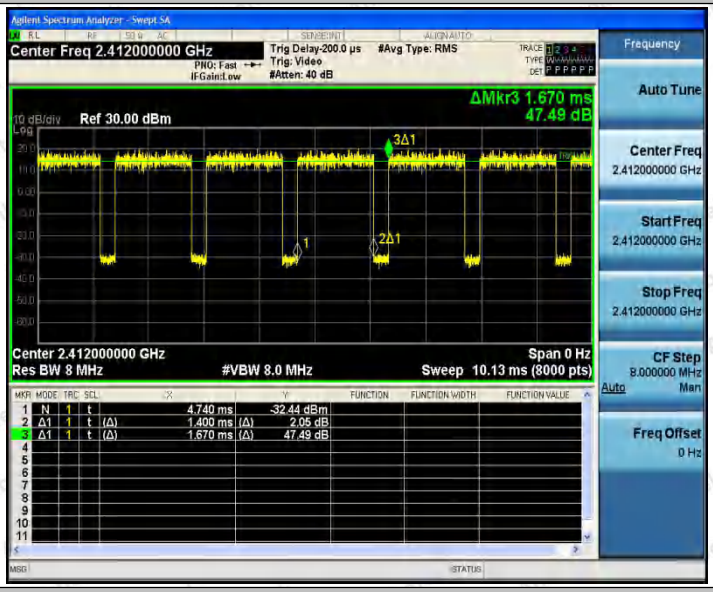

11G_Ant1_2437

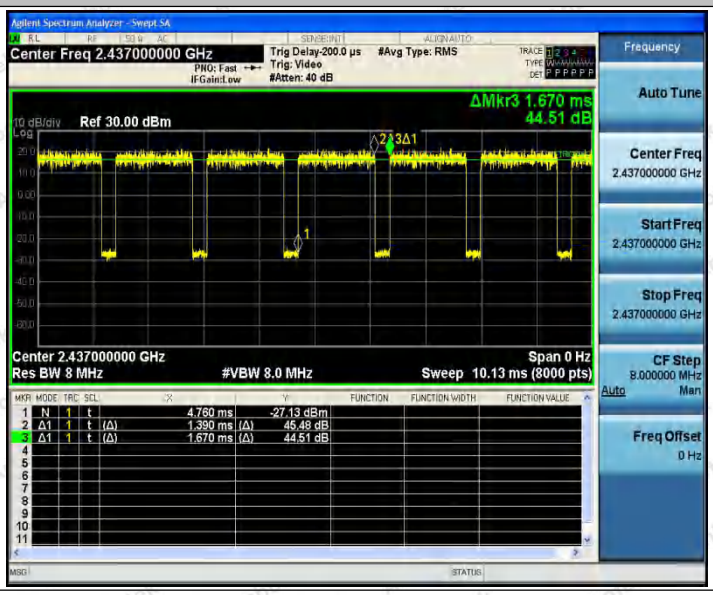

11G_Ant1_2462

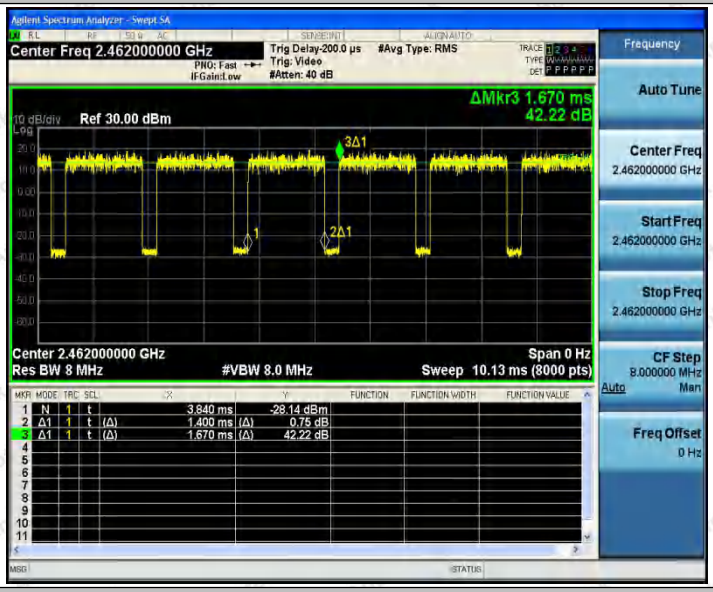

11N20_Ant1_2412

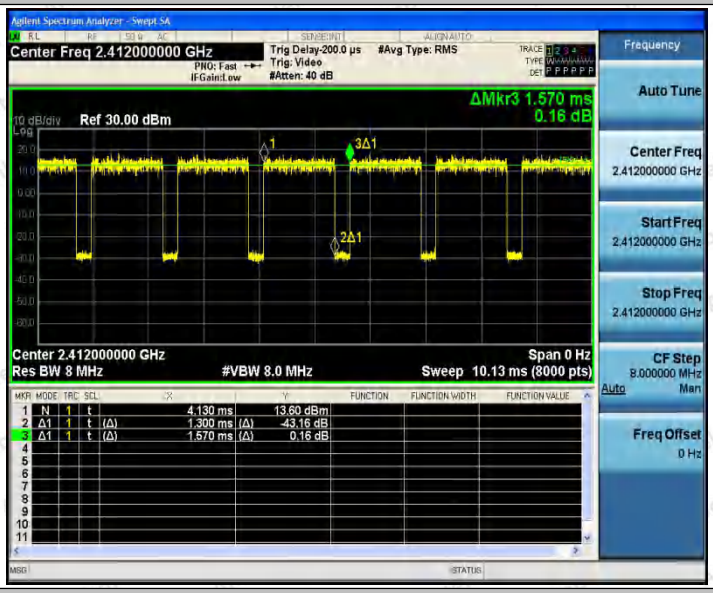

11N20_Ant1_2437

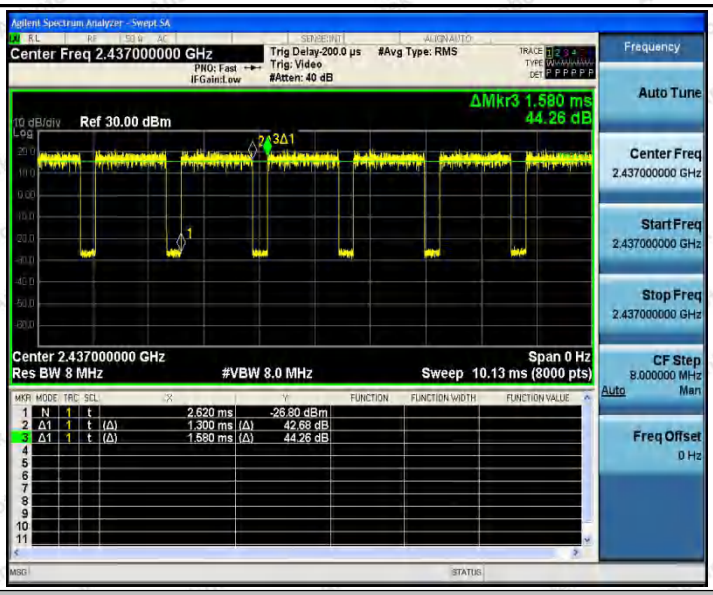

11N20_Ant1_2462

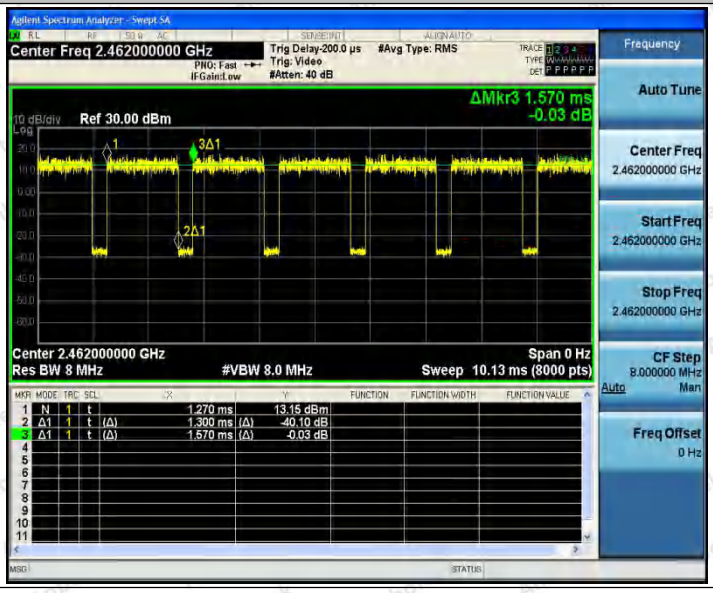

---End---