SPECIFICATION

SHEET FOR APPROVAL

（Revision：R：A0）

	CUSTOMER	Anker	
	CS P/N	T8707	
	PART NAME	Sub-1G antenna assembly	
	FREQUENCY	863~928MHz	
	CUS NO.		
	ZTX NO.	2.00001718	
	DATE	2025-05-07	

CUSTOMER			
QA CHECKED	ME CHECKED	RF CHECKED	MANAGER CHECKED

Remark：

Sign：

Shenzhen ZTX Communication Technology Co., Ltd				
MANAGER CHECKED	MANAGER CHECKED	ME CHECKED	RF CHECKED	LISTER
		Le.Qin	Yiqing.Lin	

深圳市中天迅通信技术股份有限公司 2025.05.07 研发专用章

ZTX 中天迅

Shenzhen ZTX Communication Technology Co., Ltd

Address: No.34, Shilong Avenue, Shiyan Town, Baoan District, Shenzhen, (Tengda Industrial Park) 518000

Tel.: 0755-27588320 Fax: 0755-27588045 http://www.chinaztx.com

Revision history

Edition	Date	state
A0	2025-05-07	First edition

Index

		Revision history	1
		Index	2
1		Mechanical Specification	3
	1-1	Mechanical Specification（Sub-1G antenna assembly）	3
2		Test equipment	4
3		Test Results Surmmary	5
	3-1	S11	5
	3-2	No-source test data	5
	3-3	2D/3D Radiation Pattern Results	6

1. Mechanical Specification

1-1 Mechanical Configuration（Sub-1G antenna assembly）

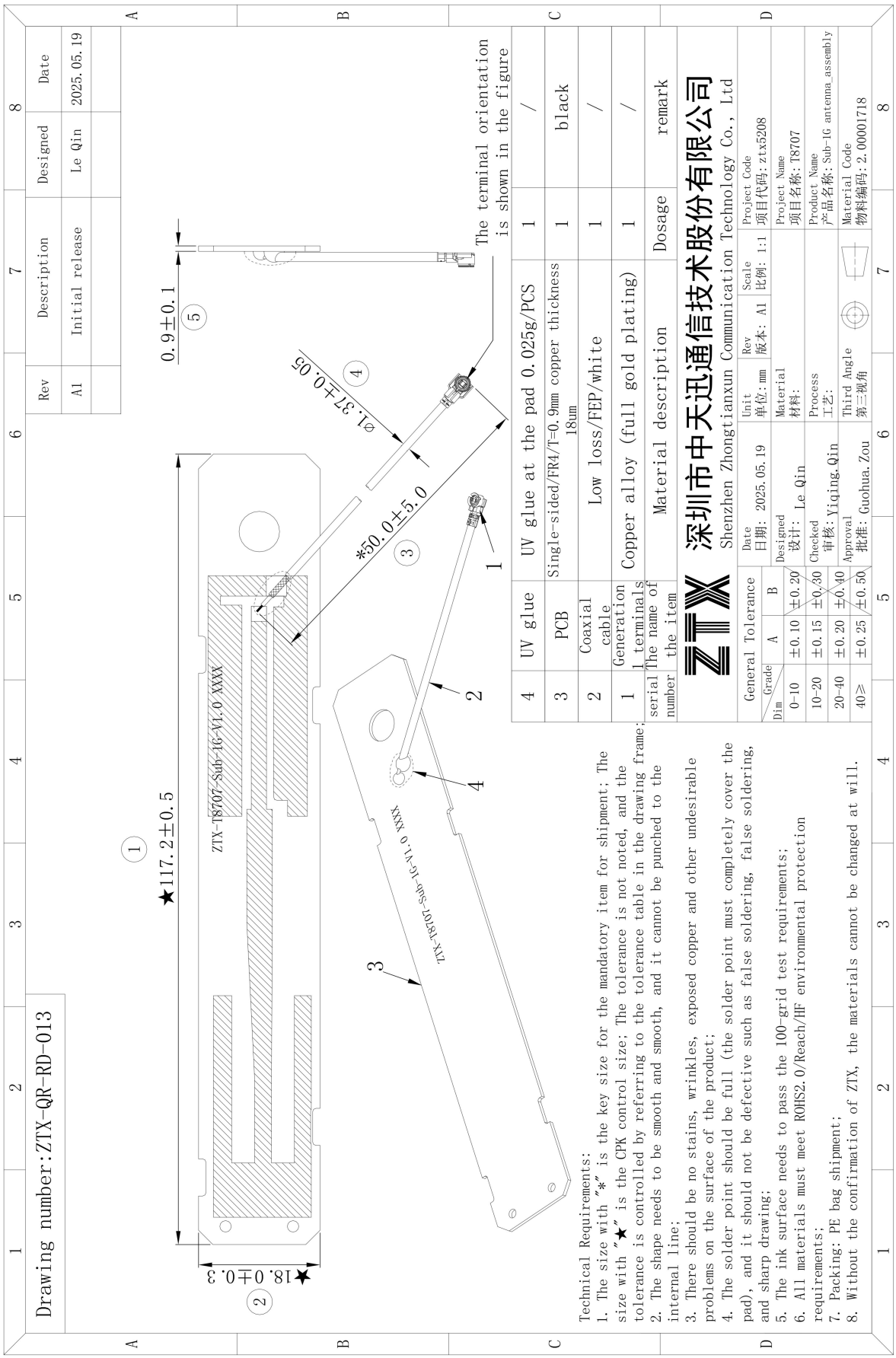

2. Test equipment





Owned 6 microwave dark room, equipped 2 sets world leading France Satimo SG24 OTA certification test systems（one in SHENZHEN, another one in Shanghai）, ETS OTA Standard test system，Blue test reverberation test system which is High repeatability, high accuracy and high resolution. It can quickly provide accurate test reports, fully meet the CTIA standards.

Testing range:

Support active, passive testing of GSM/CDMA/WCDMA/TD-SCDMA/LTE/WIFI/WLAN/WiMax/BT /GPS/MIMO/UWB within0.4-6G.

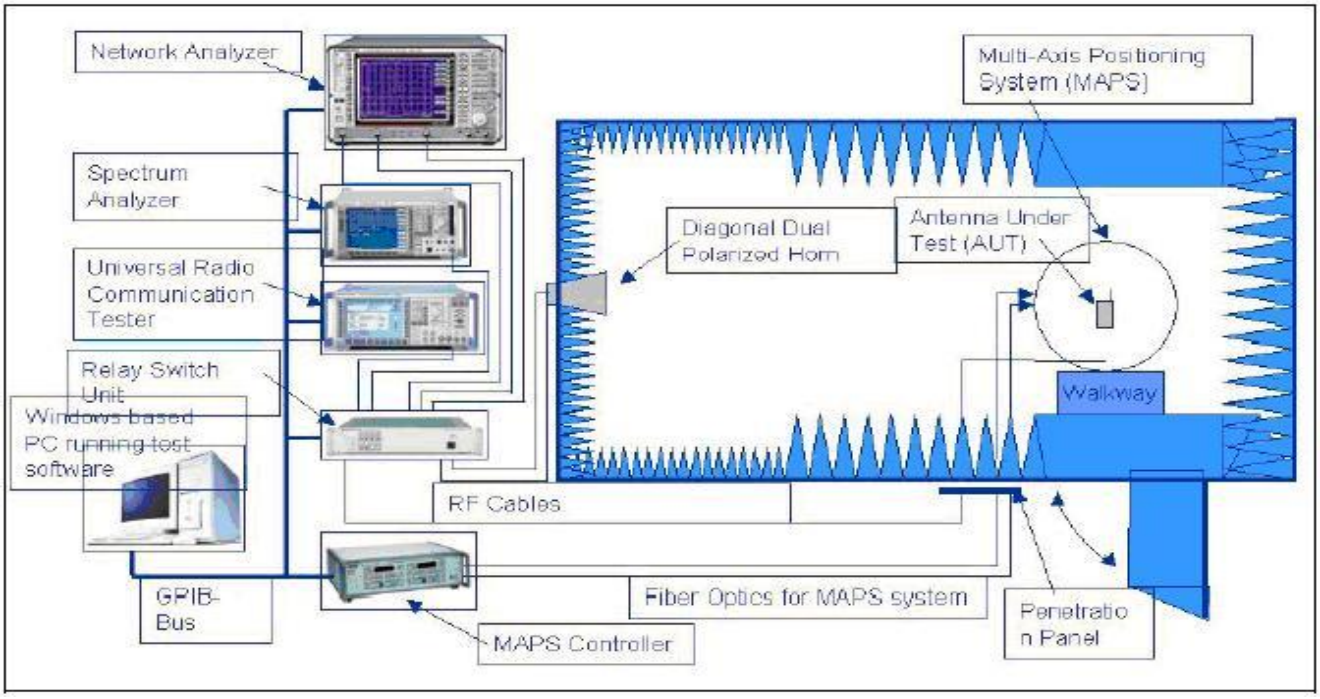

3.Test Results Surmmary

3-1 S11

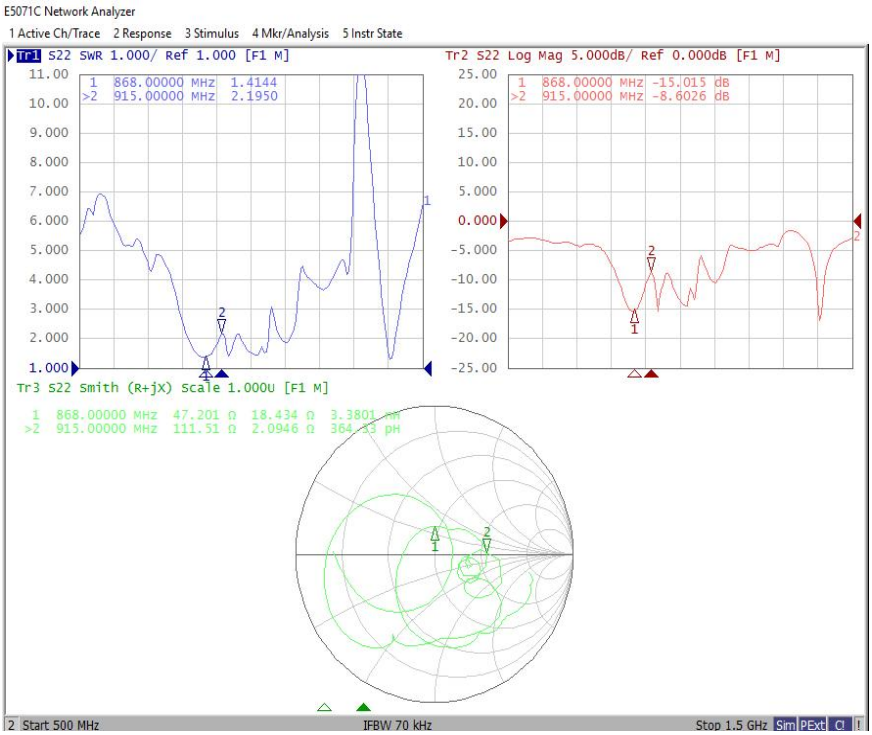

3-2 No-source test data

Frequency(MHz)	Efficiency	Efficiency.dB	Gain . dBi
863	61%	-2.14	3.33
864	61%	-2.11	3.29
865	62%	-2.09	3.25
866	61%	-2.12	3.17
867	61%	-2.15	3.11
868	61%	-2.18	3.11
869	60%	-2.19	3.15
870	61%	-2.17	3.23
902	59%	-2.27	2.81
904	60%	-2.19	2.97
906	60%	-2.18	2.91
908	59%	-2.28	2.68
910	59%	-2.29	2.47
912	58%	-2.37	2.42
914	58%	-2.35	2.47
916	59%	-2.30	2.60
918	59%	-2.31	2.52
920	58%	-2.40	2.30
922	56%	-2.49	2.13
924	56%	-2.50	2.36
926	58%	-2.38	2.58
928	57%	-2.41	2.57
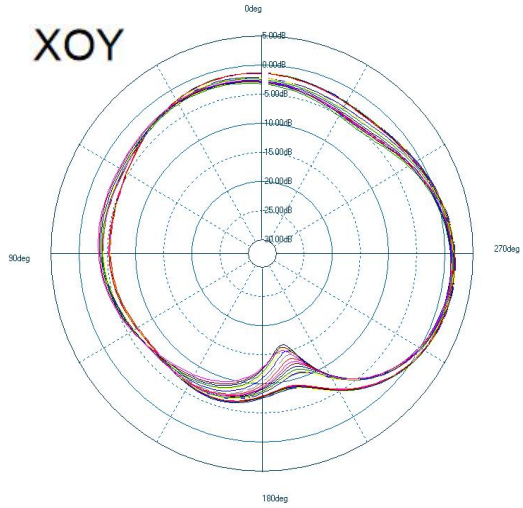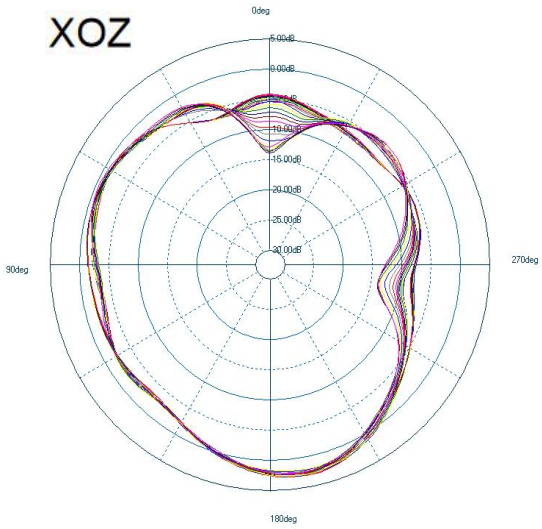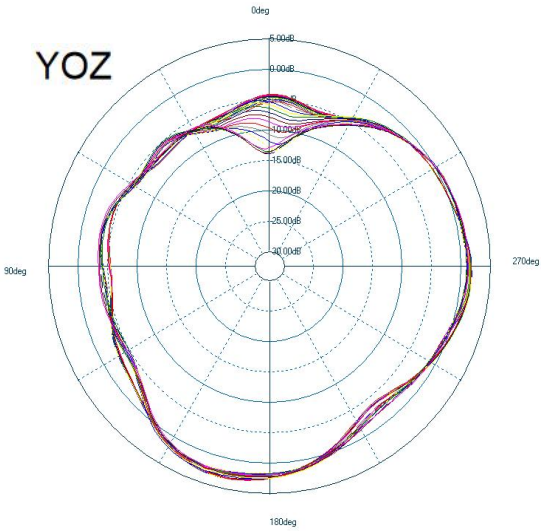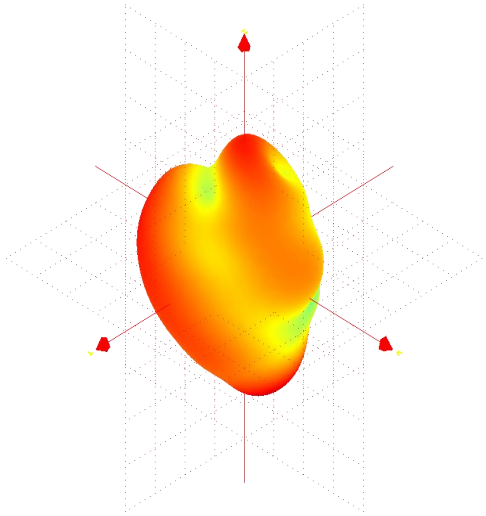
3-3 2D/3D Radiation Pattern Results