Appendix Test Data

Report No.:	18220WC10250701	Test Sample No.:	1-2-2
Start Test Date:	2021.11.15	Finish Test Date:	2021.11.24
Test Engineer:	Tony.He	Auditor:	Edward.Pan
Temperature:	24.3℃	Relative Humidity:	57 %
Pressure:	1012 hPa		

Appendix A: DTS Bandwidth

Test Result

TestMode	Antenna	Channel	DTS BW [MHz]	FL[MHz]	FH[MHz]	Limit[MHz]	Verdict
11B	Ant1	2412	9.040	2407.400	2416.440	≥0.5	PASS
		2437	9.440	2432.080	2441.520	≥0.5	PASS
		2462	9.480	2457.400	2466.880	≥0.5	PASS
11G	Ant1	2412	16.480	2403.760	2420.240	≥0.5	PASS
		2437	16.480	2428.760	2445.240	≥0.5	PASS
		2462	16.480	2453.760	2470.240	≥0.5	PASS
11N20	Ant1	2412	17.640	2403.200	2420.840	≥0.5	PASS
		2437	17.040	2428.480	2445.520	≥0.5	PASS
		2462	17.600	2453.160	2470.760	≥0.5	PASS

Test Graphs

11B_Ant1_2412

11B_Ant1_2437

11B_Ant1_2462

11G_Ant1_2412

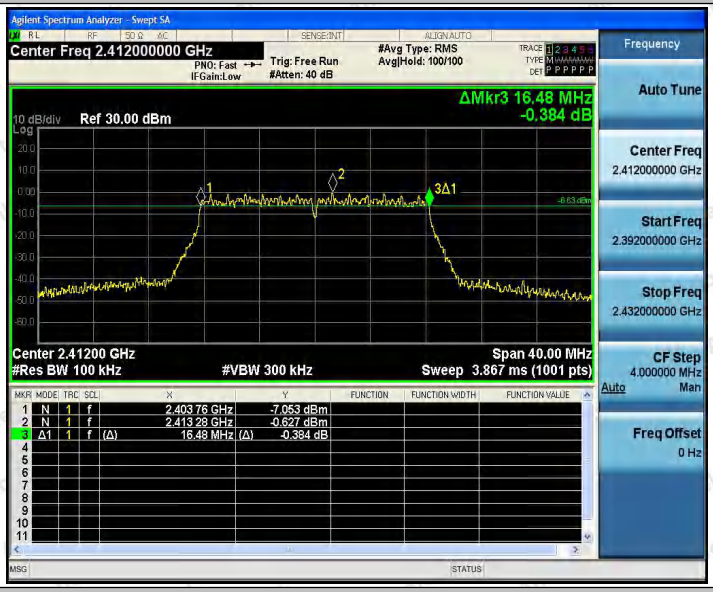

11G_Ant1_2437

11G_Ant1_2462

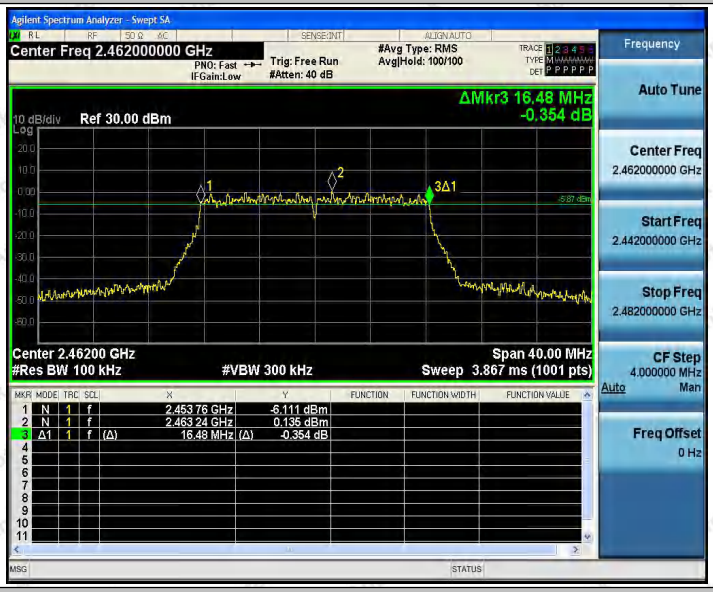

11N20_Ant1_2412

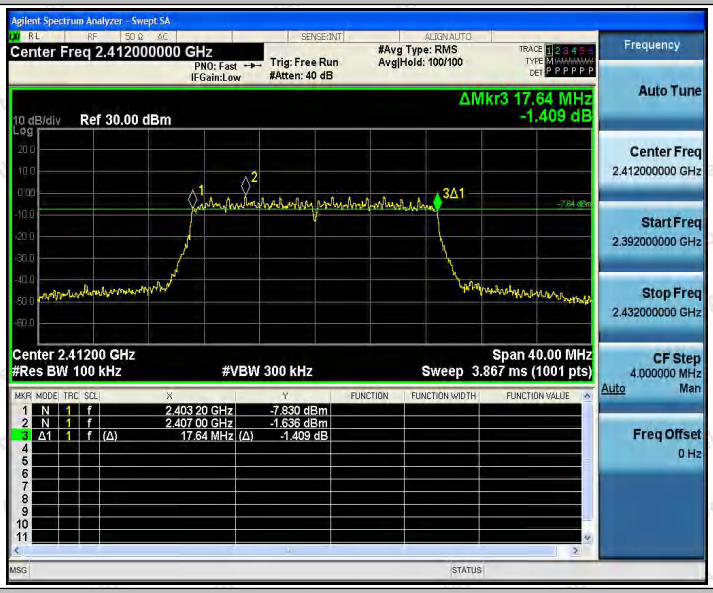

11N20_Ant1_2437

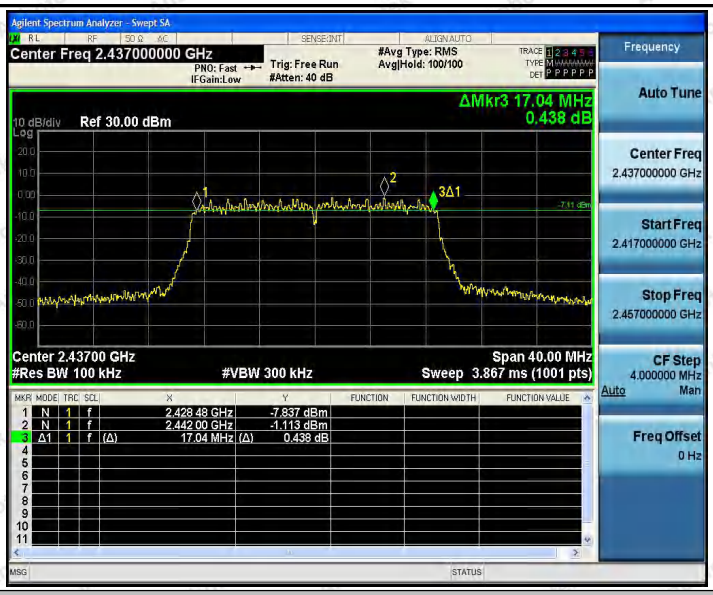

11N20_Ant1_2462

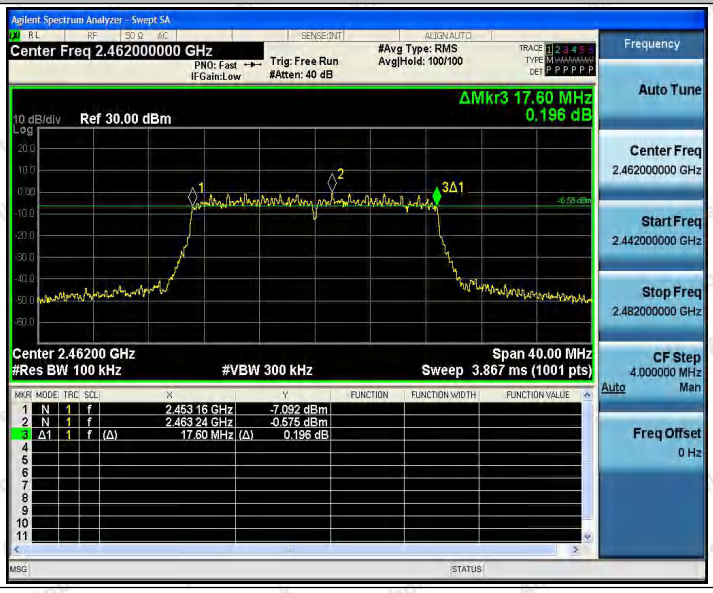

Appendix B: Occupied Channel Bandwidth

Test Result

TestMode	Antenna	Channel	OCB [MHz]	FL[MHz]	FH[MHz]	Limit[MHz]	Verdict
11B	Ant1	2412	12.830	2405.570	2418.400	---	PASS
		2437	12.871	2430.643	2443.514	---	PASS
		2462	12.776	2455.619	2468.395	---	PASS
11G	Ant1	2412	16.723	2403.638	2420.361	---	PASS
		2437	16.796	2428.670	2445.466	---	PASS
		2462	16.730	2453.656	2470.386	---	PASS
11N20	Ant1	2412	17.634	2403.170	2420.804	---	PASS
		2437	17.624	2428.187	2445.811	---	PASS
		2462	17.598	2453.195	2470.793	---	PASS

Test Graphs

11B_Ant1_2412

11B_Ant1_2437

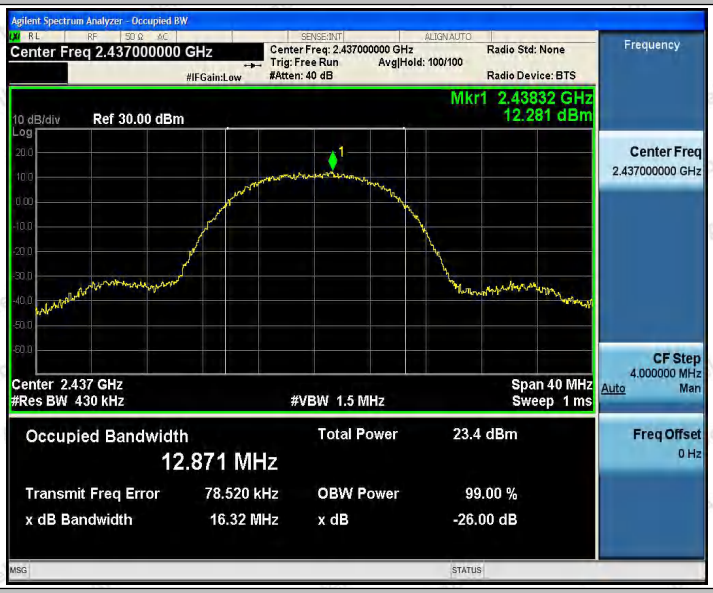

11B_Ant1_2462

11G_Ant1_2412

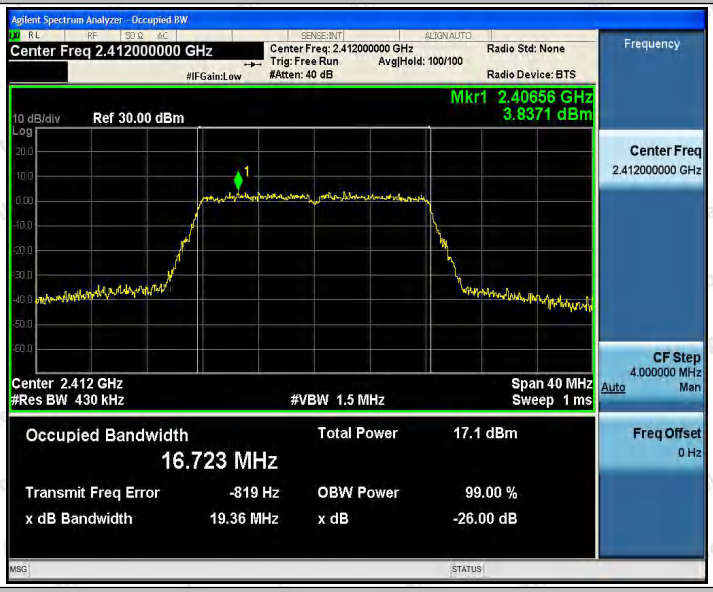

11G_Ant1_2437

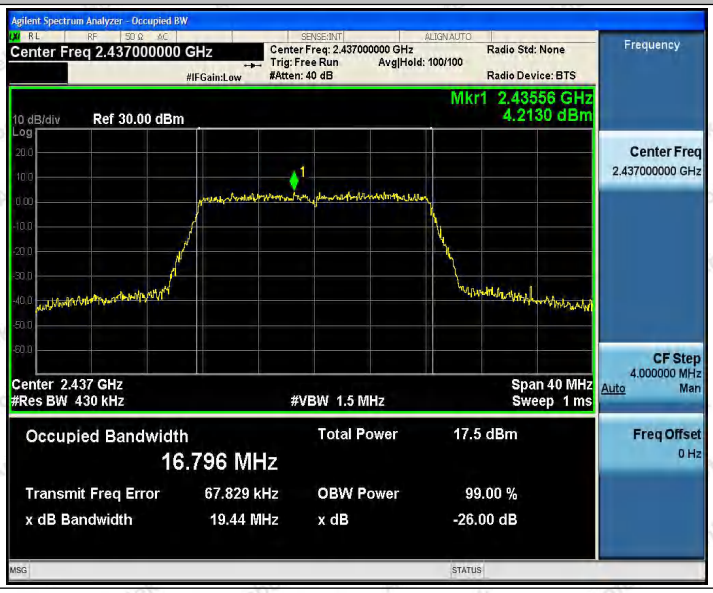

11G_Ant1_2462

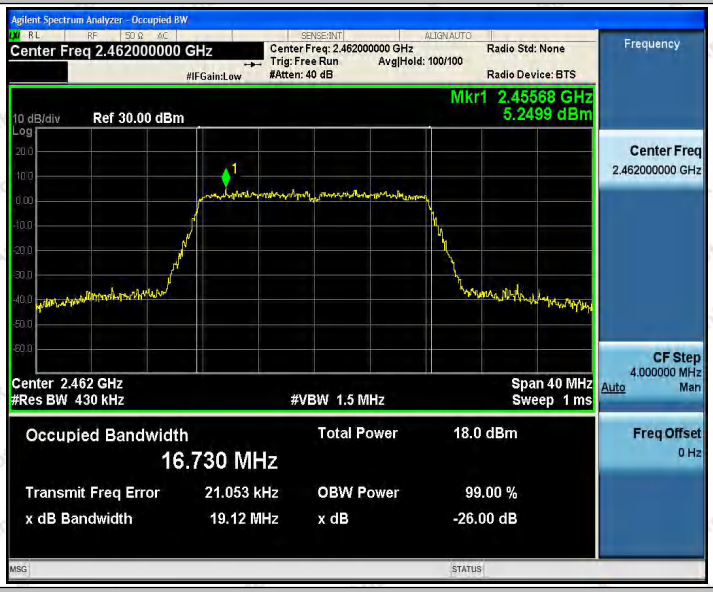

11N20_Ant1_2412

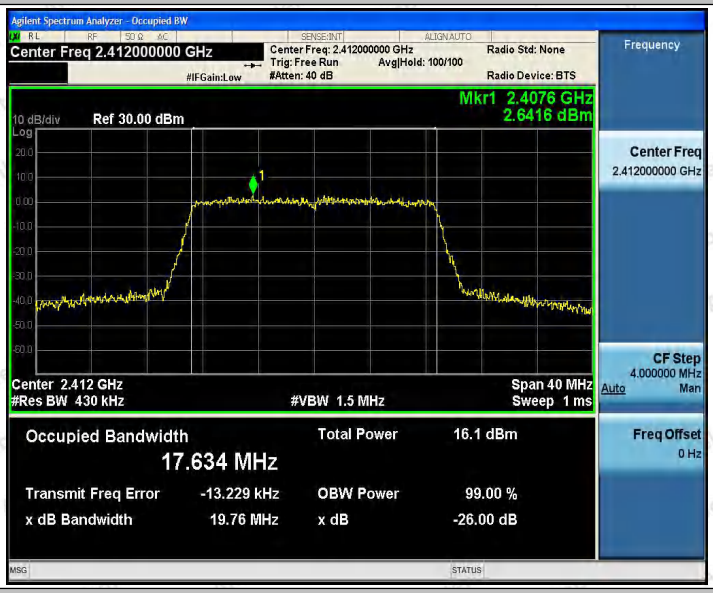

11N20_Ant1_2437

11N20_Ant1_2462

Appendix C: Maximum conducted output power

Test Result

TestMode	Antenna	Channel	Result[dBm]	Limit[dBm]	Verdict
11B	Ant1	2412	22.58	≤30	PASS
		2437	22.94	≤30	PASS
		2462	23.51	≤30	PASS
11G	Ant1	2412	18.01	≤30	PASS
		2437	18.30	≤30	PASS
		2462	18.92	≤30	PASS
11N20	Ant1	2412	16.82	≤30	PASS
		2437	17.20	≤30	PASS
		2462	17.77	≤30	PASS

Appendix D: Maximum power spectral density

Test Result

TestMode	Antenna	Channel	Result[dBm/3kHz]	Limit[dBm/3kHz]	Verdict
11B	Ant1	2412	-4.77	≤8	PASS
		2437	-2.64	≤8	PASS
		2462	-4.6	≤8	PASS
11G	Ant1	2412	-15.12	≤8	PASS
		2437	-14.67	≤8	PASS
		2462	-13.84	≤8	PASS
11N20	Ant1	2412	-16.25	≤8	PASS
		2437	-15.66	≤8	PASS
		2462	-15.22	≤8	PASS

Test Graphs

11B_Ant1_2412

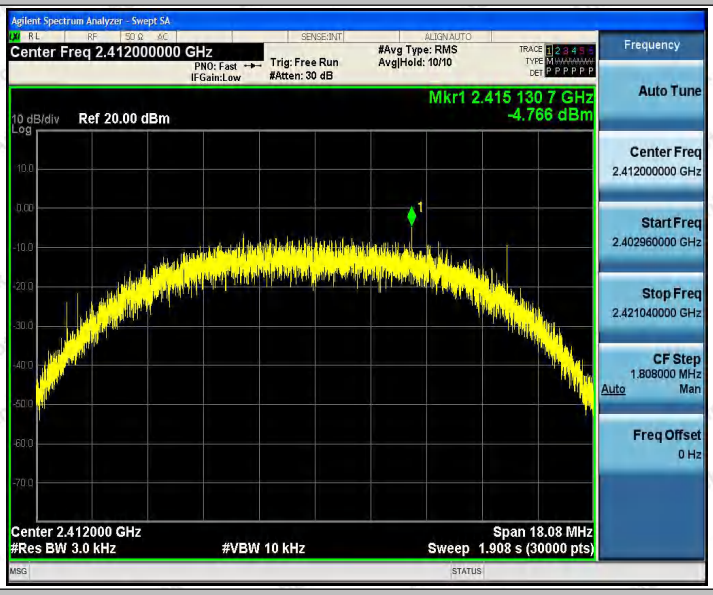

11B_Ant1_2437

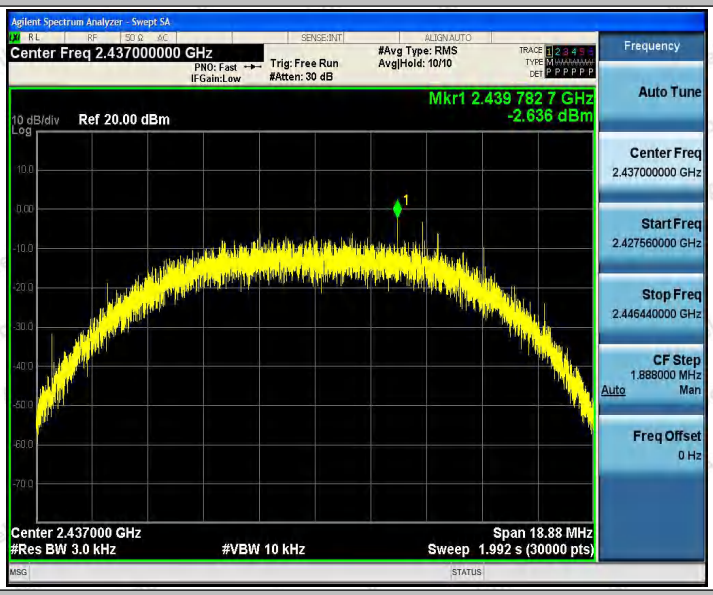

11B_Ant1_2462

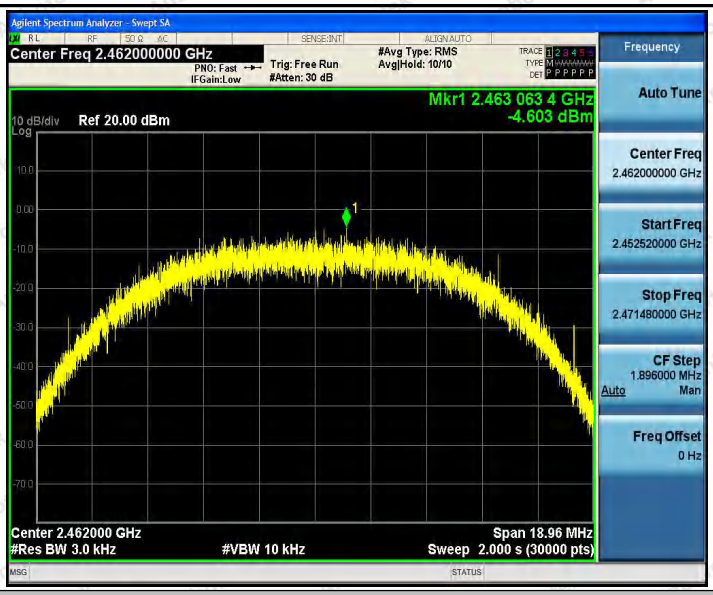

11G_Ant1_2412

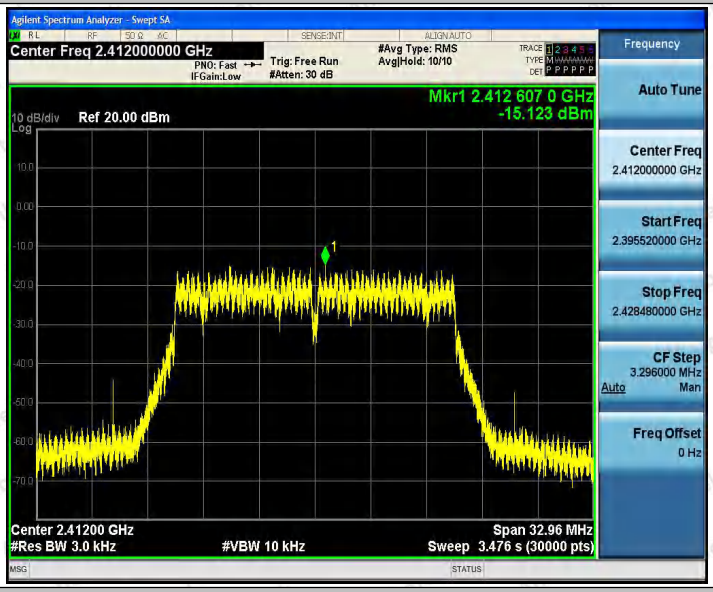

11G_Ant1_2437

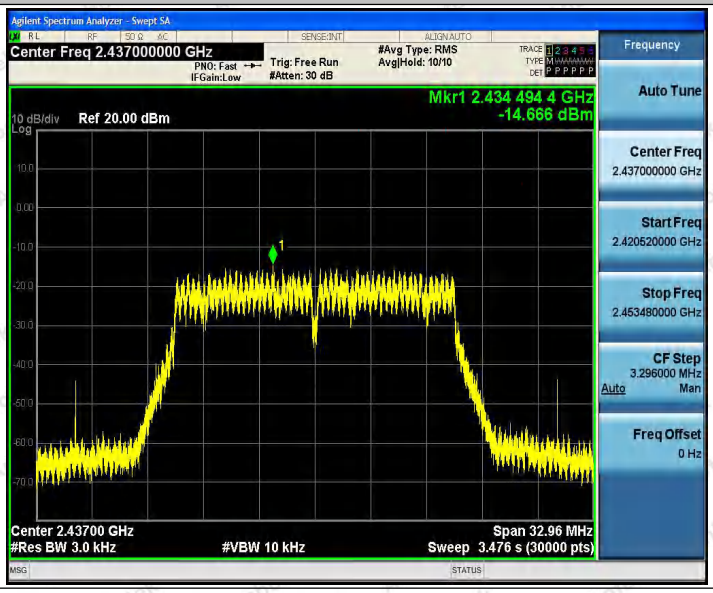

11G_Ant1_2462

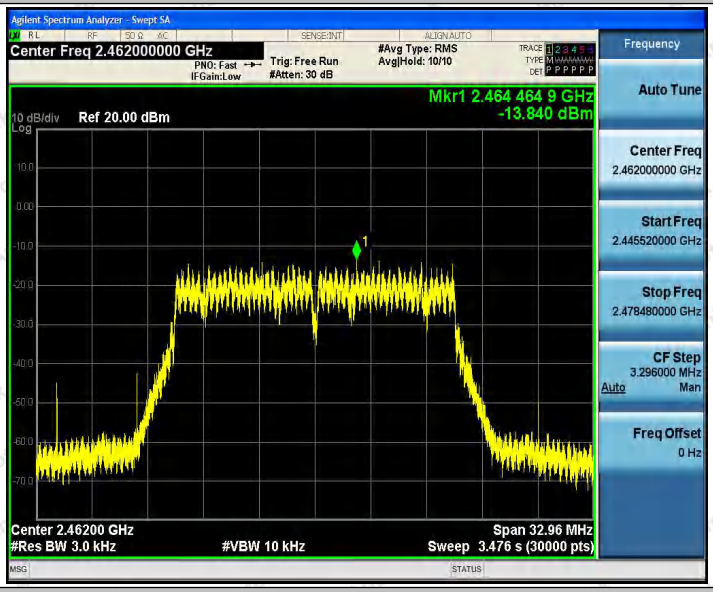

11N20_Ant1_2412

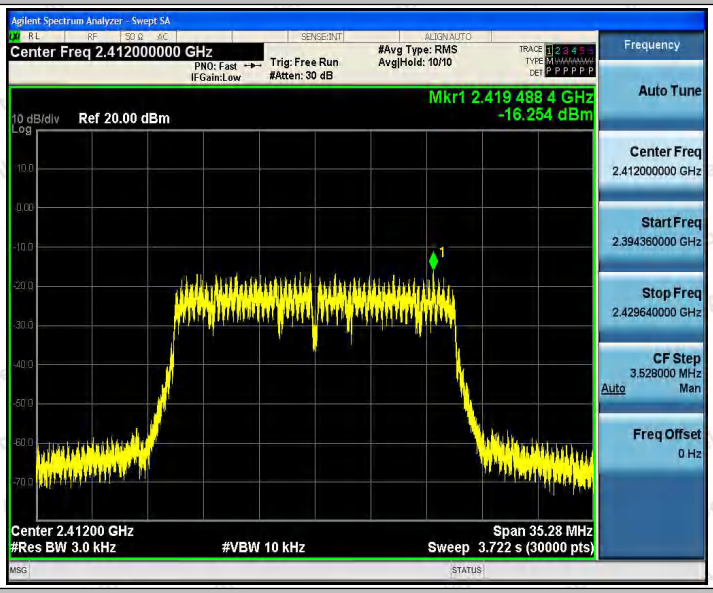

11N20_Ant1_2437

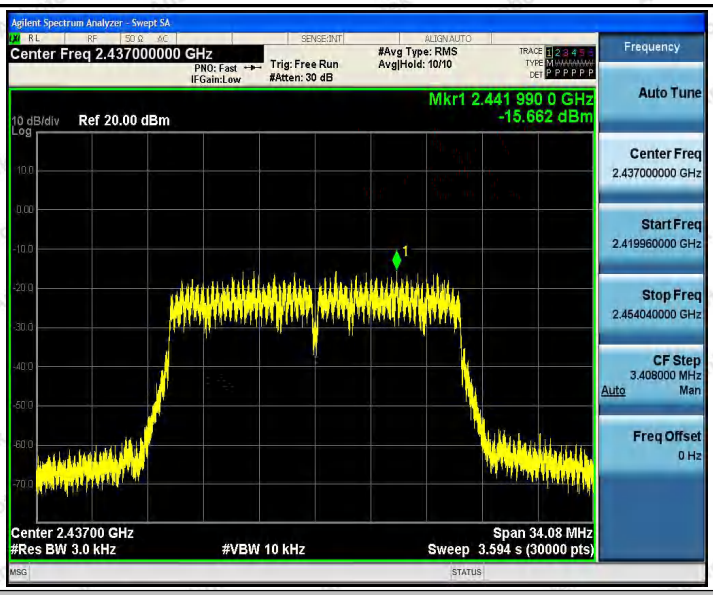

11N20_Ant1_2462

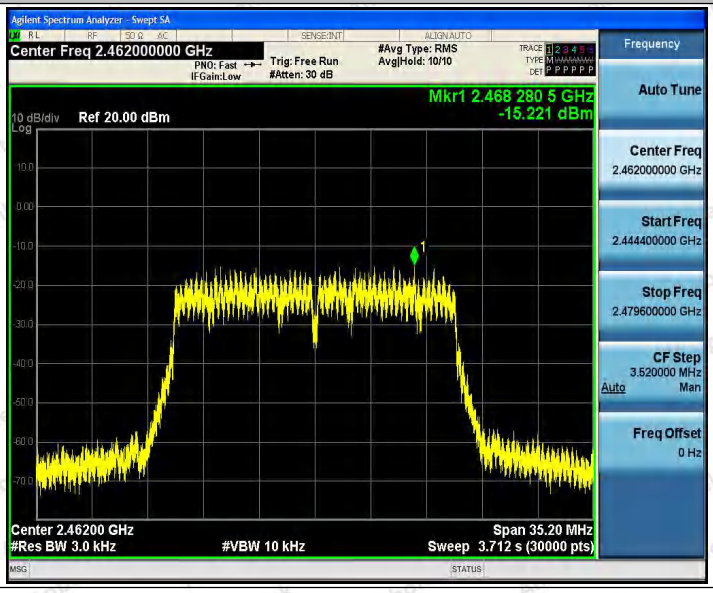

Appendix E: Band edge measurements

Test Result

TestMode	Antenna	ChName	Channel	RefLevel[dBm]	Result[dBm]	Limit[dBm]	Verdict
11B	Ant1	Low	2412	7.39	-33.07	≤-12.61	PASS
		High	2462	8.68	-44.43	≤-11.32	PASS
11G	Ant1	Low	2412	-0.56	-40.13	≤-20.56	PASS
		High	2462	0.16	-50.06	≤-19.85	PASS
11N20	Ant1	Low	2412	-1.60	-42.14	≤-21.6	PASS
		High	2462	-0.67	-44.45	≤-20.67	PASS

Test Graphs

11B_Ant1_Low_2412

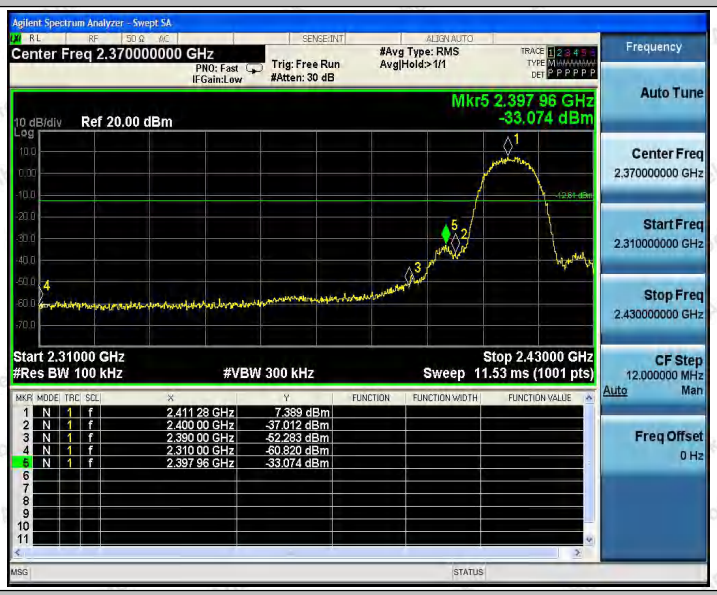

11B_Ant1_High_2462

11G_Ant1_Low_2412

11G_Ant1_High_2462

11N20_Ant1_Low_2412

11N20_Ant1_High_2462

Appendix F: Conducted Spurious Emission

Test Result

TestMode	Antenna	Channel	FreqRange [Mhz]	RefLevel [dBm]	Result [dBm]	Limit [dBm]	Verdict
11B	Ant1	2412	Reference	7.25	7.25	---	PASS
			30~1000	7.25	-68.95	≤-12.75	PASS
			1000~26500	7.25	-55.09	≤-12.75	PASS
		2437	Reference	8.03	8.03	---	PASS
			30~1000	8.03	-68.96	≤-11.97	PASS
			1000~26500	8.03	-55.75	≤-11.97	PASS
		2462	Reference	8.59	8.59	---	PASS
			30~1000	8.59	-70.21	≤-11.41	PASS
			1000~26500	8.59	-55.86	≤-11.41	PASS
11G	Ant1	2412	Reference	-0.63	-0.63	---	PASS
			30~1000	-0.63	-70.66	≤-20.63	PASS
			1000~26500	-0.63	-55.21	≤-20.63	PASS
		2437	Reference	-0.26	-0.26	---	PASS
			30~1000	-0.26	-70.46	≤-20.26	PASS
			1000~26500	-0.26	-55.44	≤-20.26	PASS
		2462	Reference	0.35	0.35	---	PASS
			30~1000	0.35	-70.57	≤-19.66	PASS
			1000~26500	0.35	-55.32	≤-19.66	PASS
11N20	Ant1	2412	Reference	-1.64	-1.64	---	PASS
			30~1000	-1.64	-70.19	≤-21.64	PASS
			1000~26500	-1.64	-56.33	≤-21.64	PASS
		2437	Reference	-1.17	-1.17	---	PASS
			30~1000	-1.17	-70.36	≤-21.17	PASS
			1000~26500	-1.17	-54.95	≤-21.17	PASS
		2462	Reference	-0.79	-0.79	---	PASS
			30~1000	-0.79	-70.95	≤-20.79	PASS
			1000~26500	-0.79	-55.2	≤-20.79	PASS

Test Graphs

11B_Ant1_2412_0~Reference

11B_Ant1_2412_30~1000

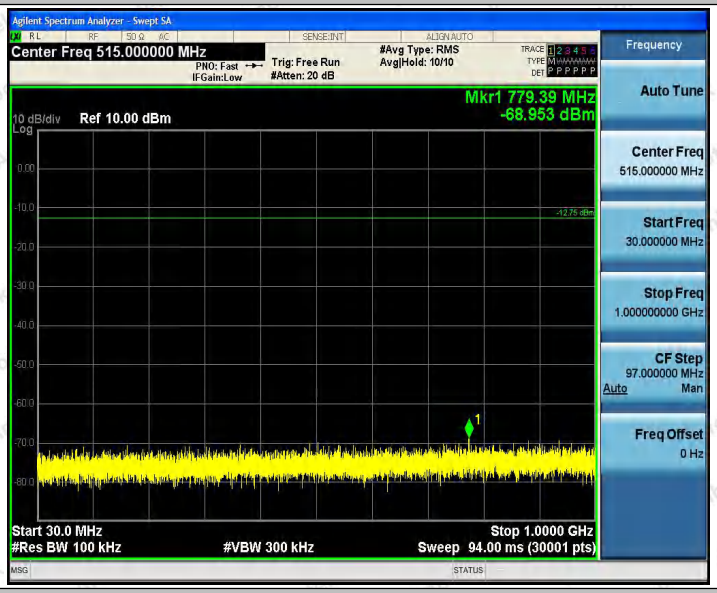

11B_Ant1_2412_1000~26500

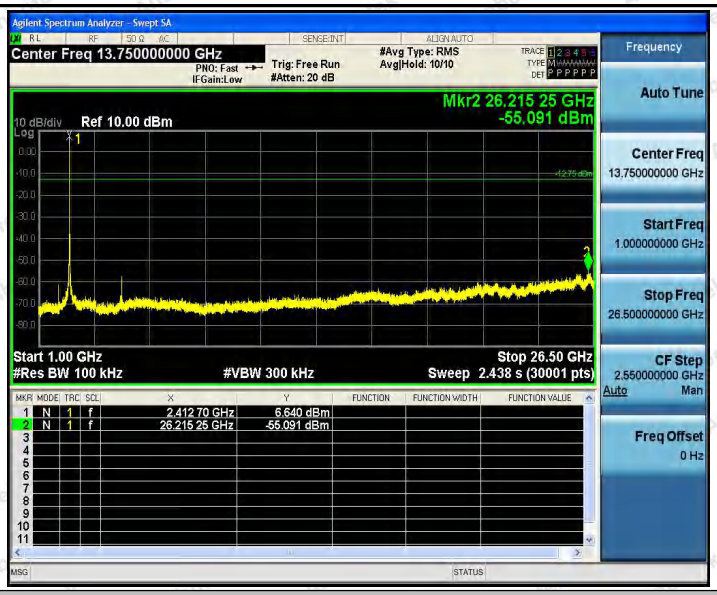

11B_Ant1_2437_0~Reference

11B_Ant1_2437_30~1000

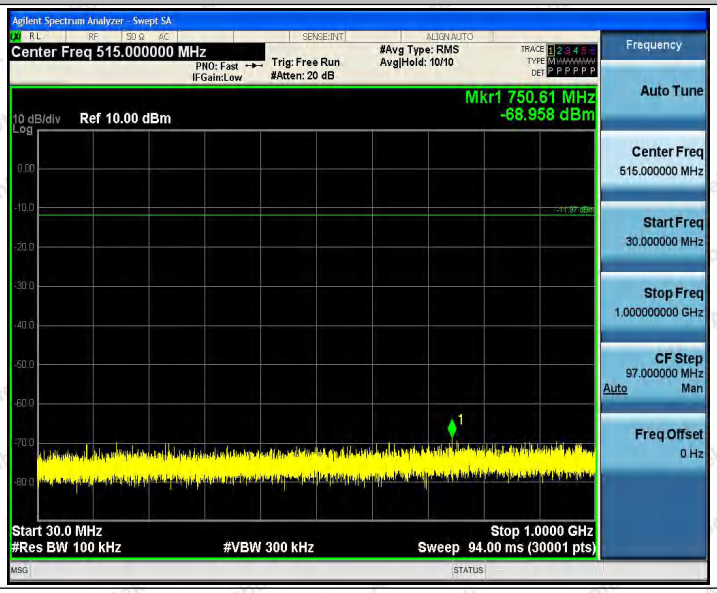

11B_Ant1_2437_1000~26500

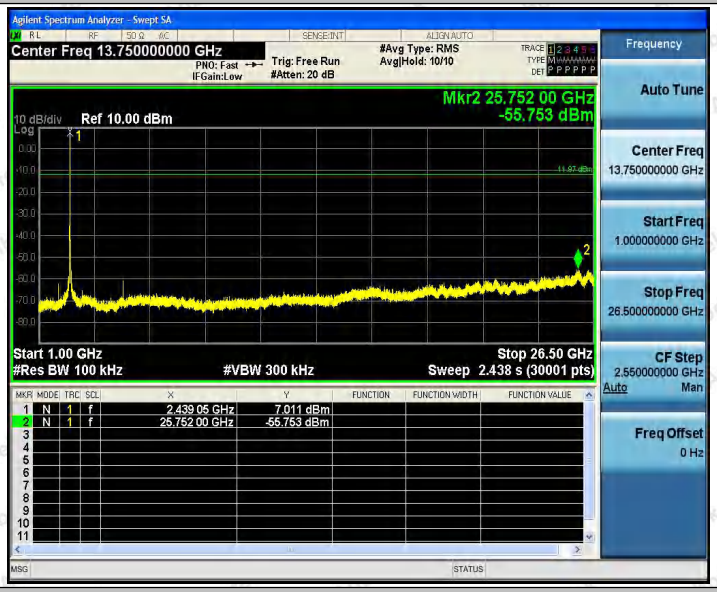

11B_Ant1_2462_0~Reference

11B_Ant1_2462_30~1000

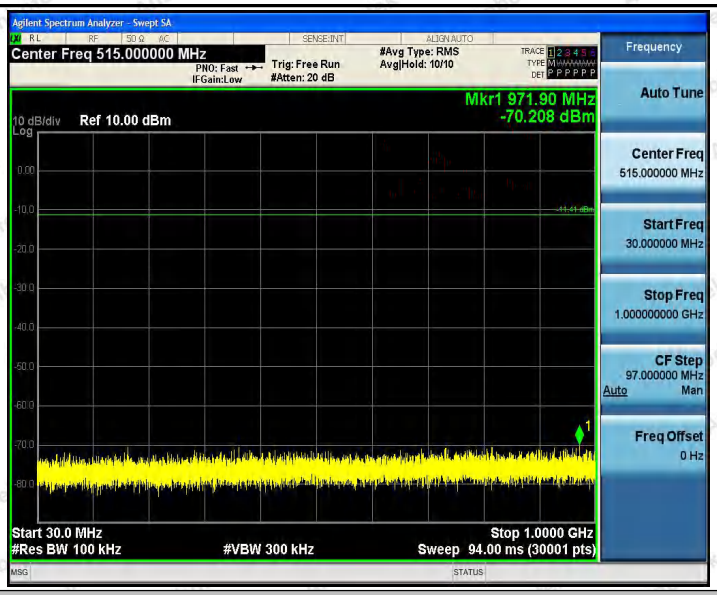

11B_Ant1_2462_1000~26500

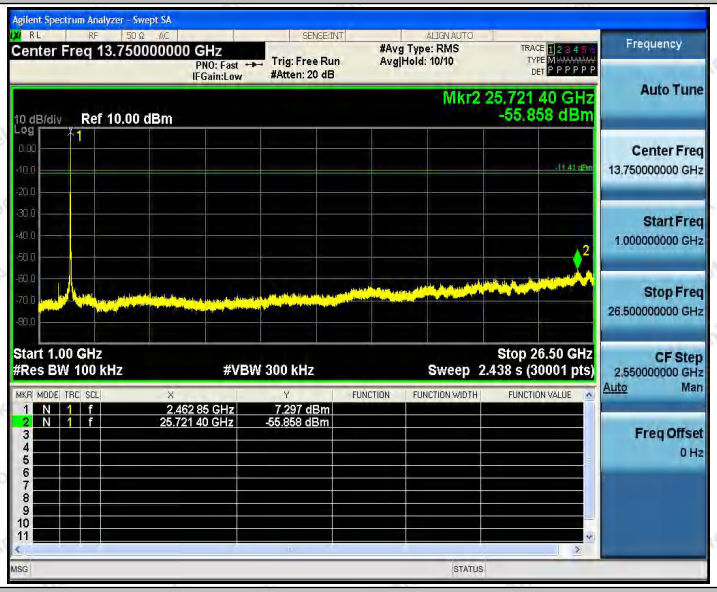

11G_Ant1_2412_0~Reference

11G_Ant1_2412_30~1000

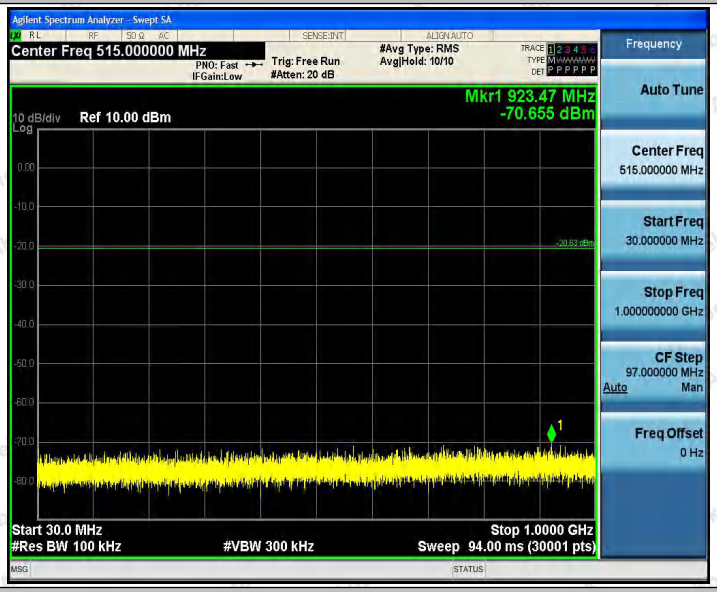

11G_Ant1_2412_1000~26500

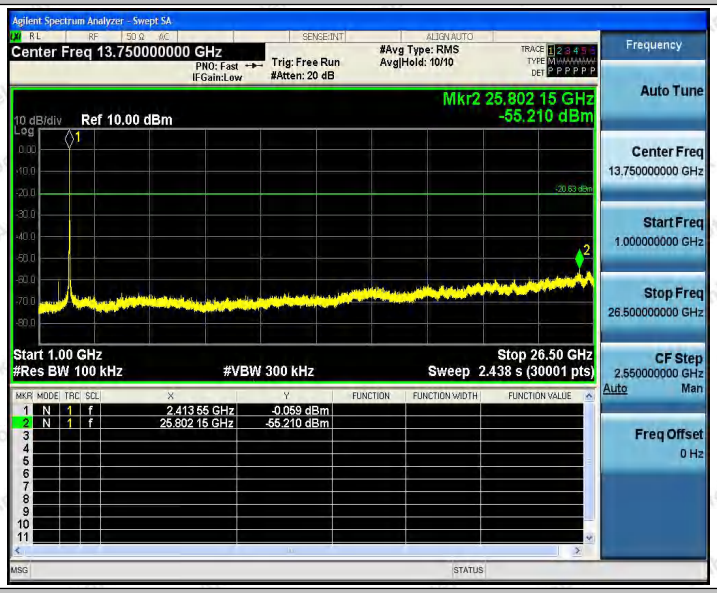

11G_Ant1_2437_0~Reference

11G_Ant1_2437_30~1000

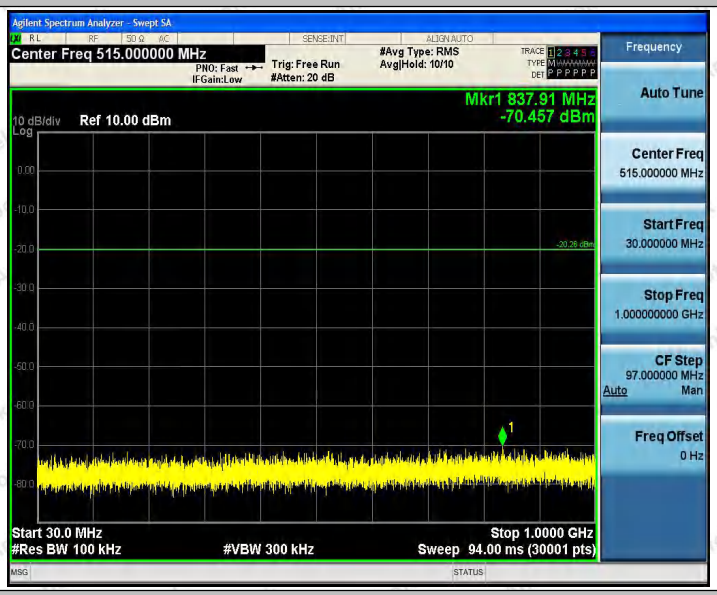

11G_Ant1_2437_1000~26500

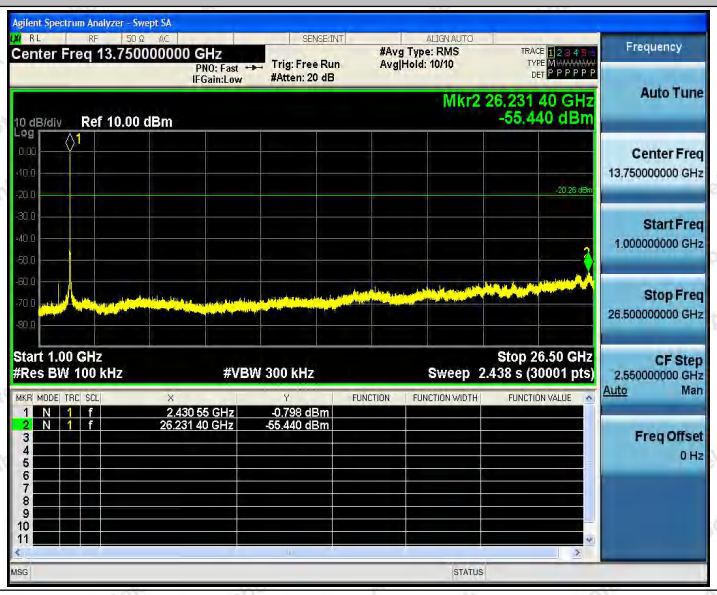

11G_Ant1_2462_0~Reference

11G_Ant1_2462_30~1000

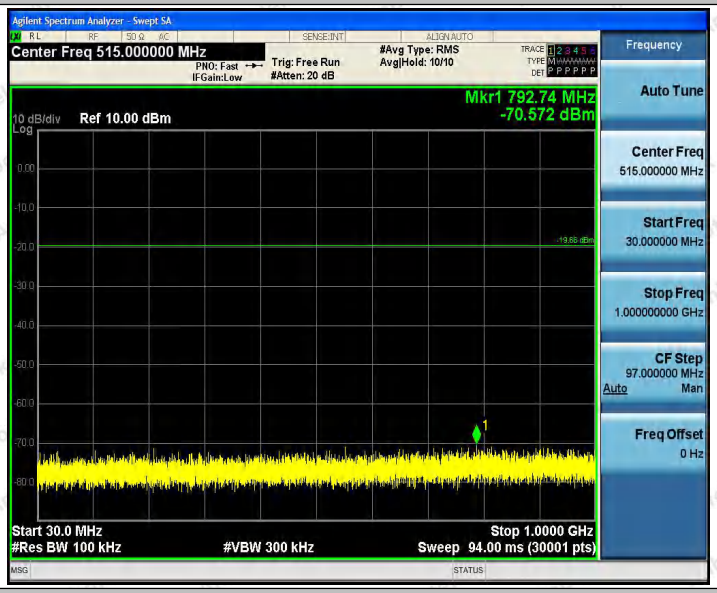

11G_Ant1_2462_1000~26500

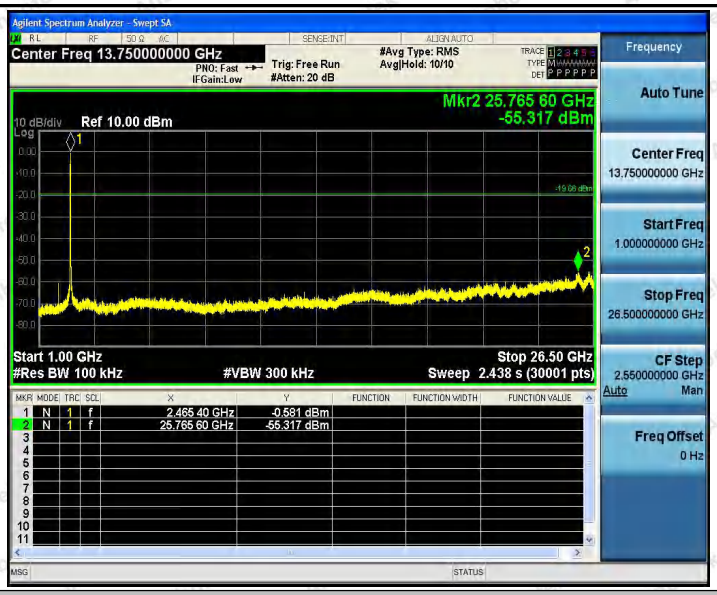

11N20_Ant1_2412_0~Reference

11N20_Ant1_2412_30~1000

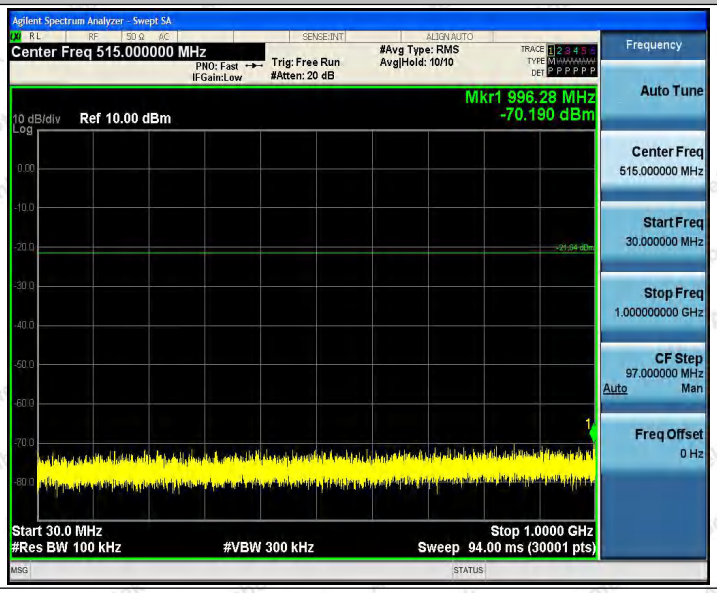

11N20_Ant1_2412_1000~26500

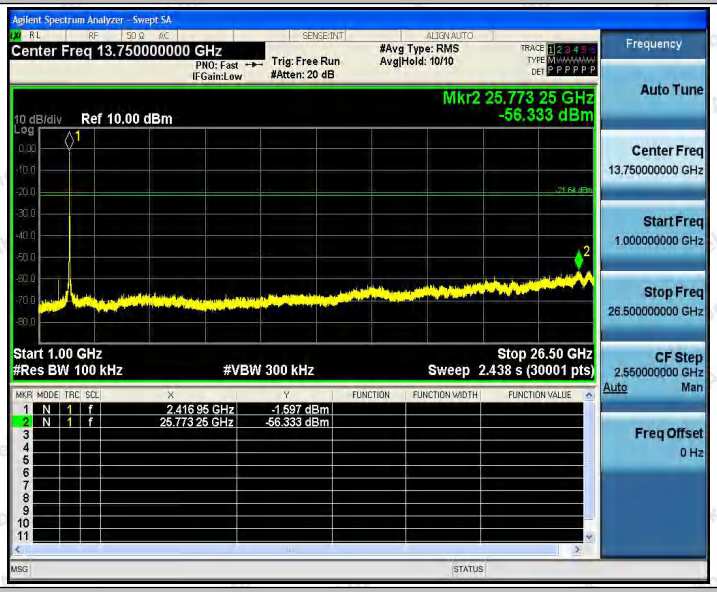

11N20_Ant1_2437_0~Reference

11N20_Ant1_2437_30~1000

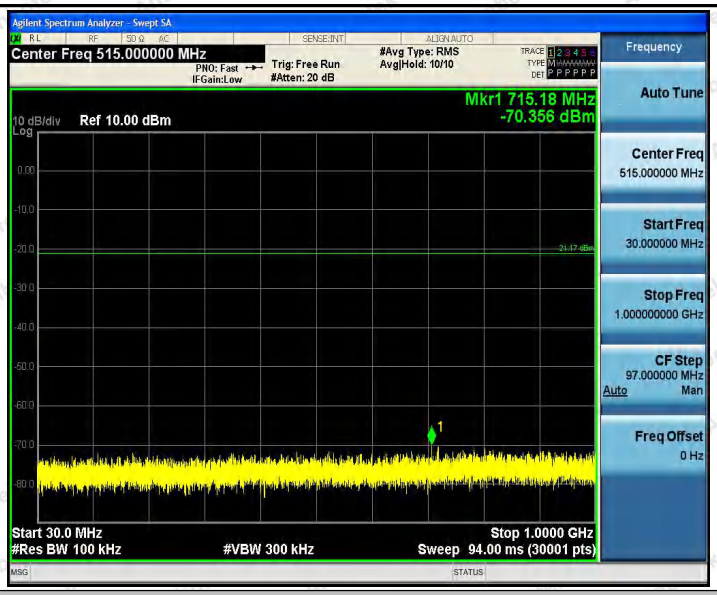

11N20_Ant1_2437_1000~26500

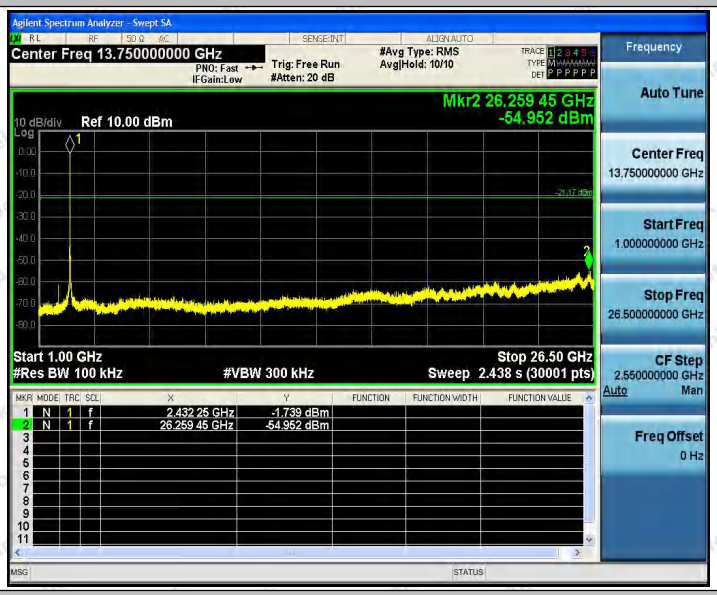

11N20_Ant1_2462_0~Reference

11N20_Ant1_2462_30~1000

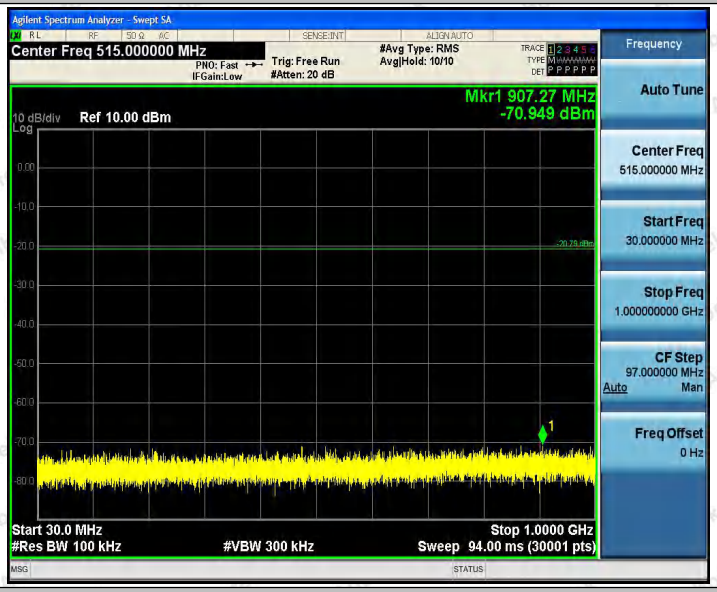

11N20_Ant1_2462_1000~26500

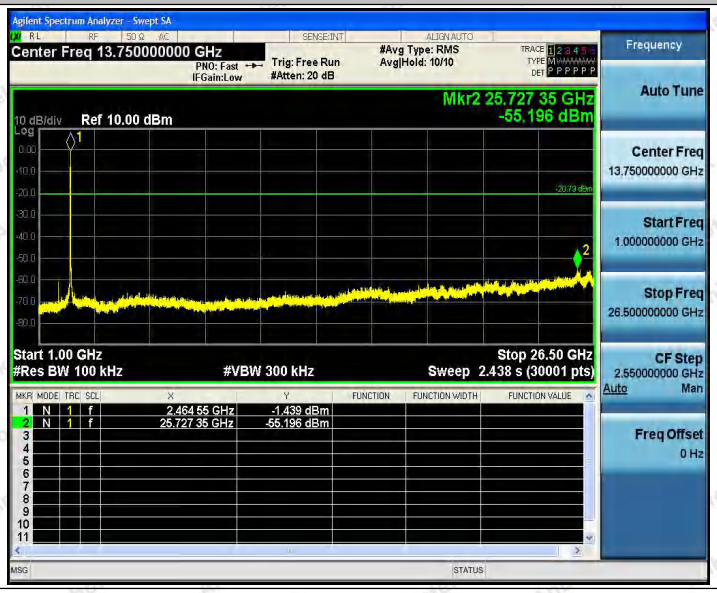

Appendix G: Duty Cycle

Test Result

TestMode	Antenna	Channel	Transmission Duration [ms]	Transmission Period [ms]	Duty Cycle [%]	Limit	Verdict
11B	Ant1	2412	0.93	1.08	86.11	---	PASS
		2437	0.93	1.08	86.11	---	PASS
		2462	0.93	1.08	86.11	---	PASS
11G	Ant1	2412	0.17	0.21	80.95	---	PASS
		2437	0.17	0.21	80.95	---	PASS
		2462	0.17	0.21	80.95	---	PASS
11N20	Ant1	2412	0.16	0.20	80.00	---	PASS
		2437	0.16	0.20	80.00	---	PASS
		2462	0.16	0.20	80.00	---	PASS

Test Graphs

11B_Ant1_2412

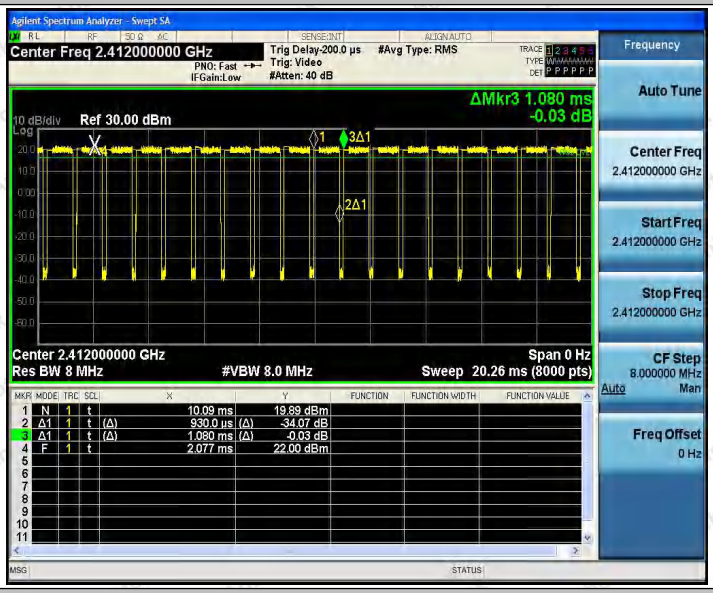

11B_Ant1_2437

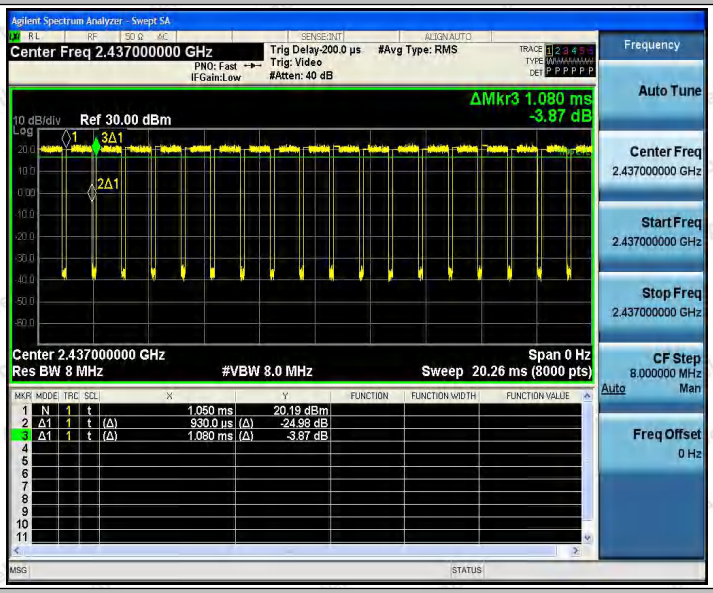

11B_Ant1_2462

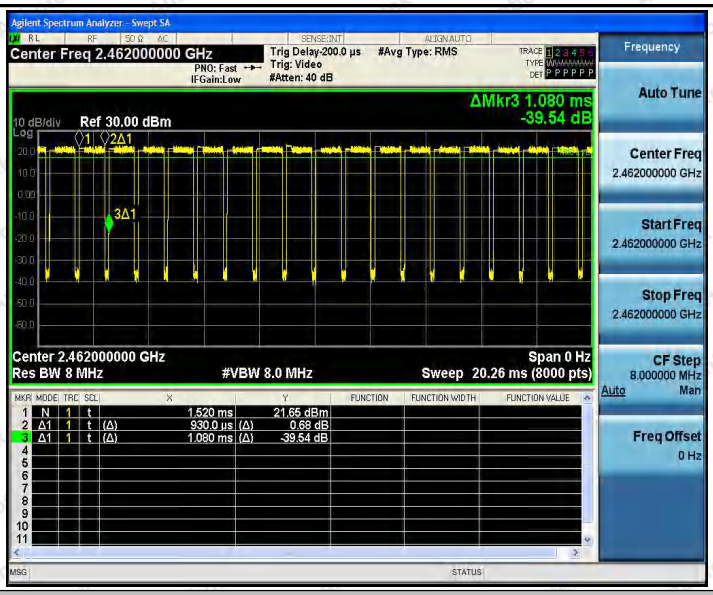

11G_Ant1_2412

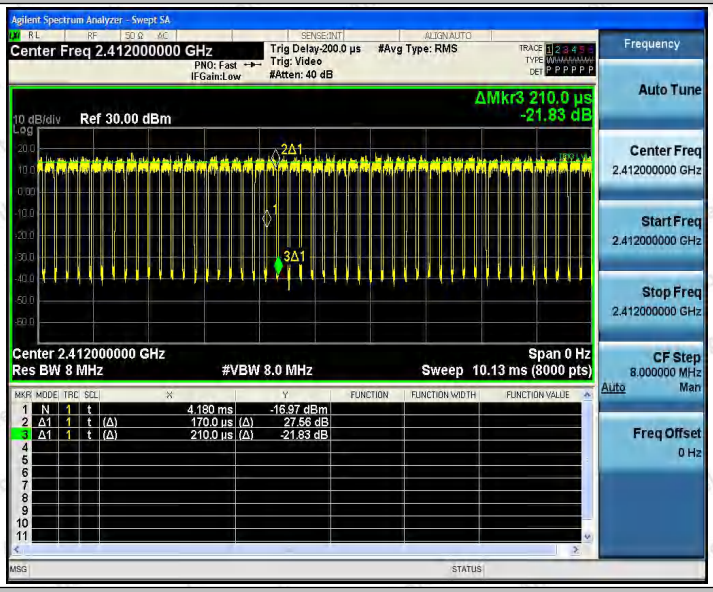

11G_Ant1_2437

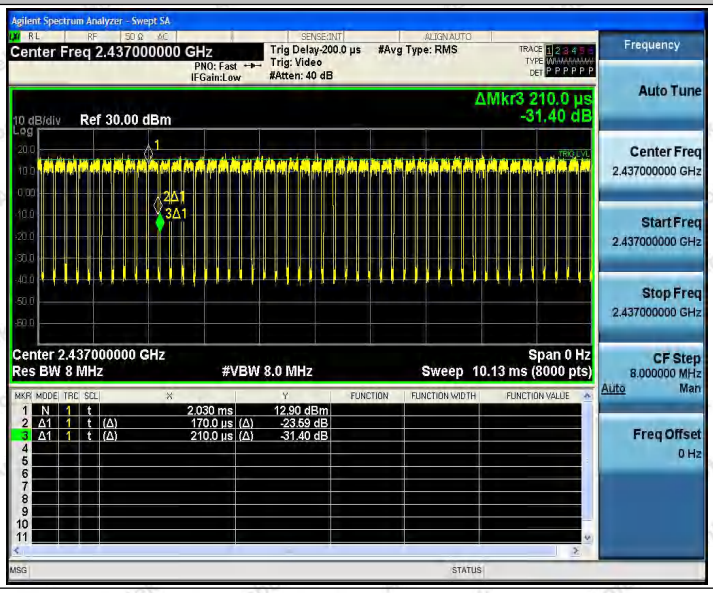

11G_Ant1_2462

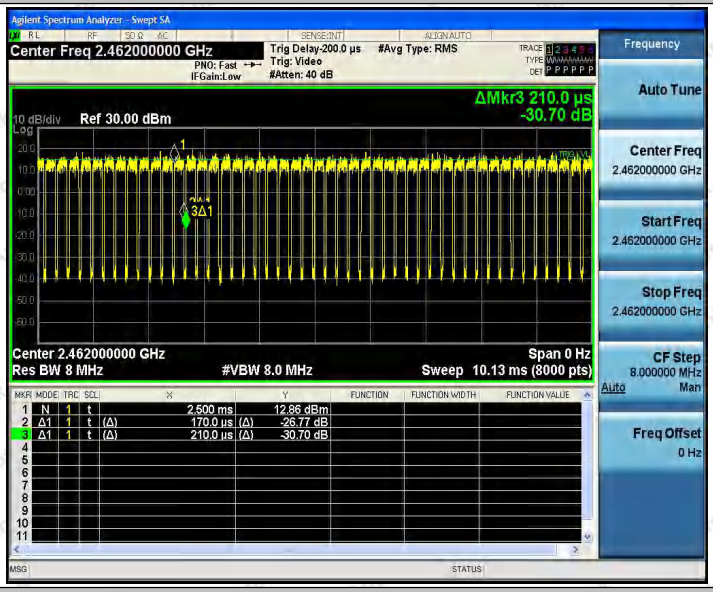

11N20_Ant1_2412

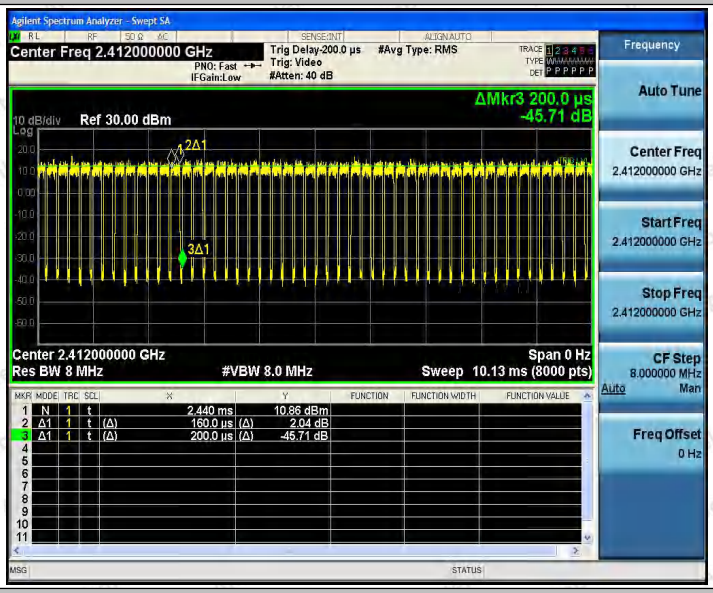

11N20_Ant1_2437

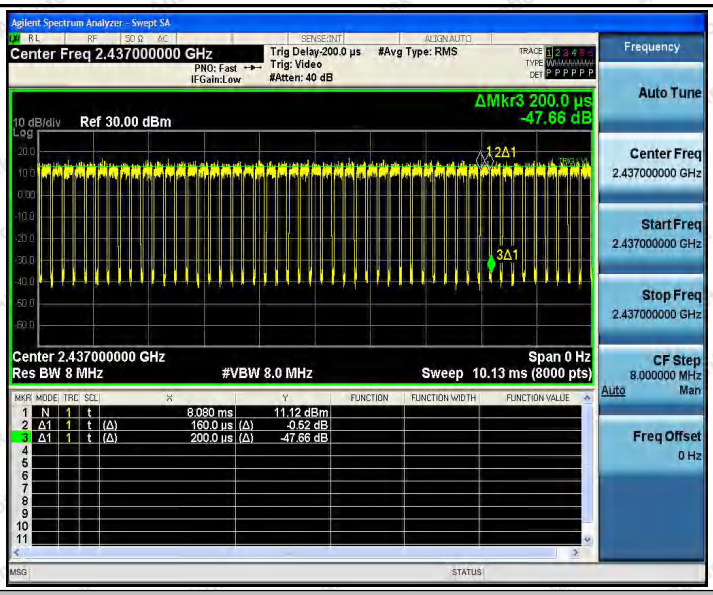

11N20_Ant1_2462

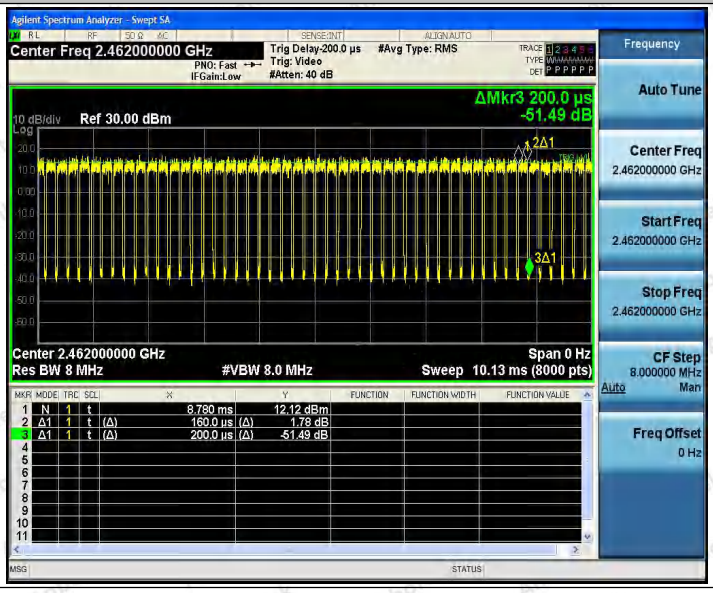

---End---