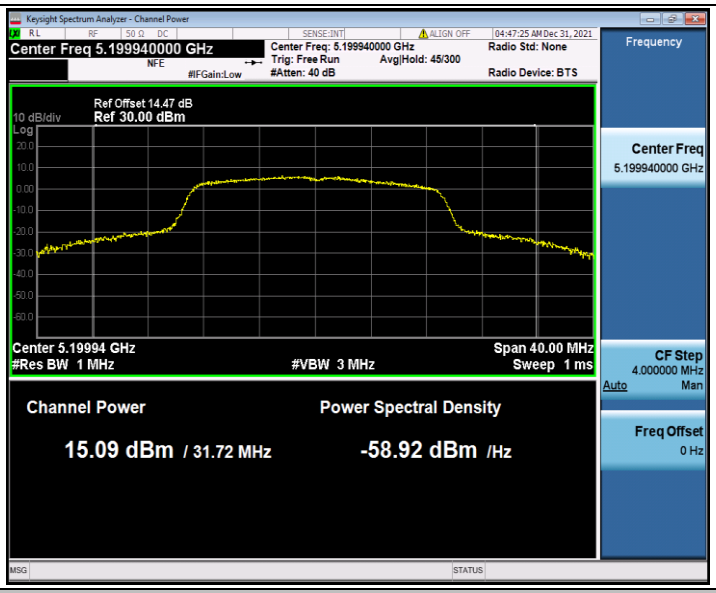

11N20MIMO_Ant1_5240

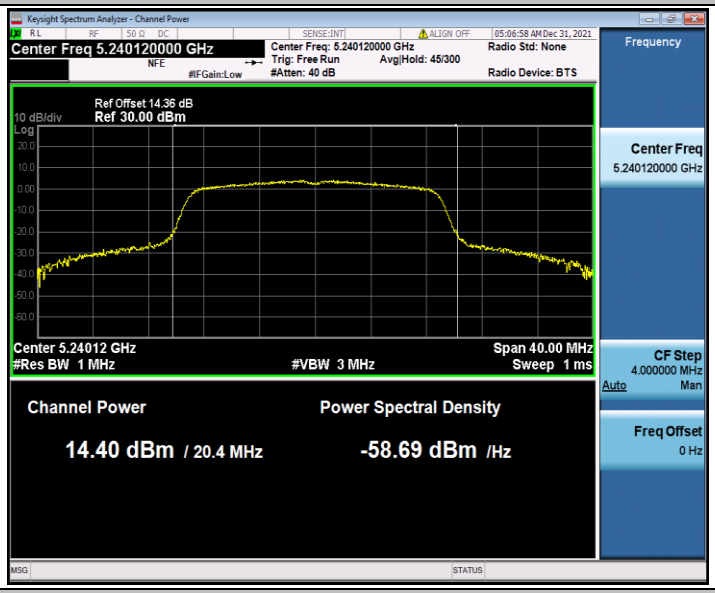

11N20MIMO_Ant2_5240

11N20MIMO_Ant1_5260
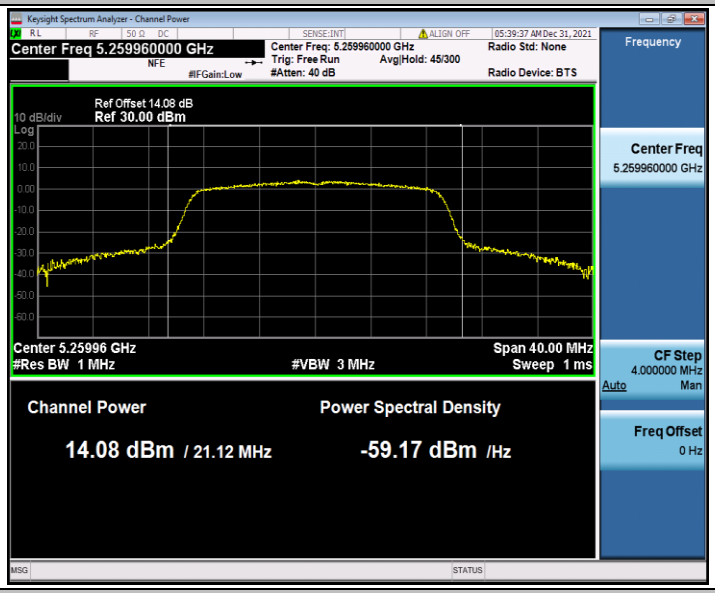

11N20MIMO_Ant2_5260
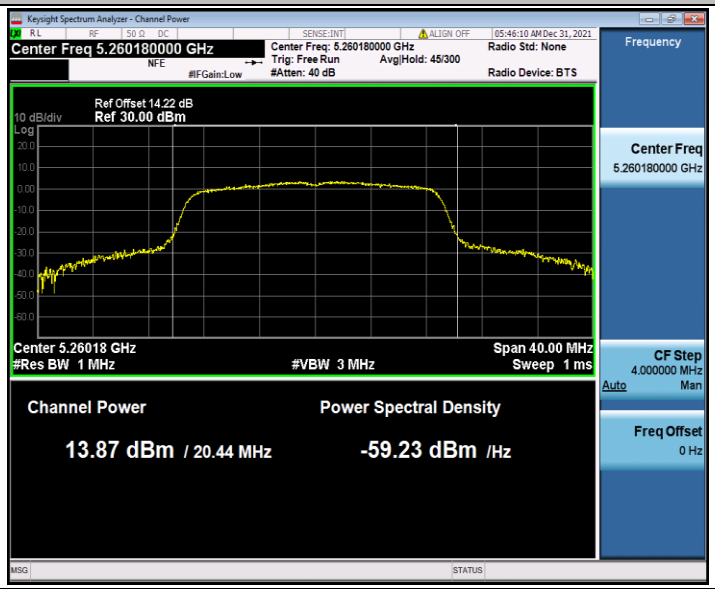

11N20MIMO_Ant1_5280

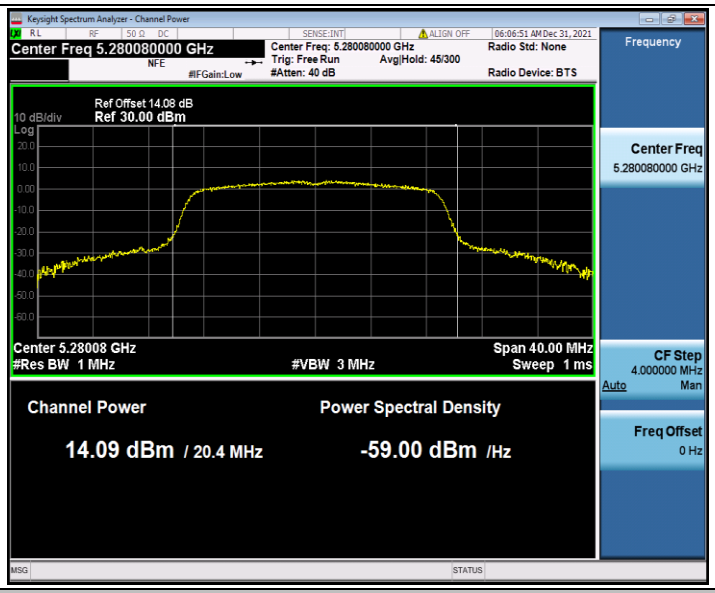

11N20MIMO_Ant2_5280

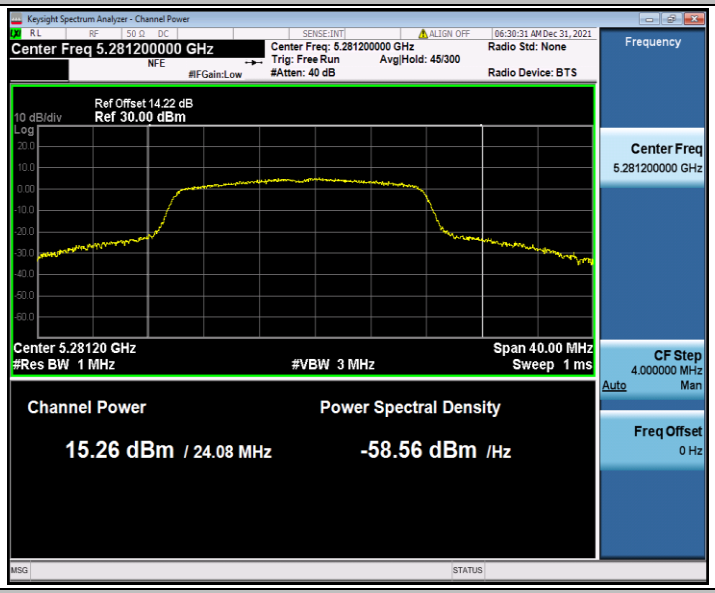

11N20MIMO_Ant1_5320

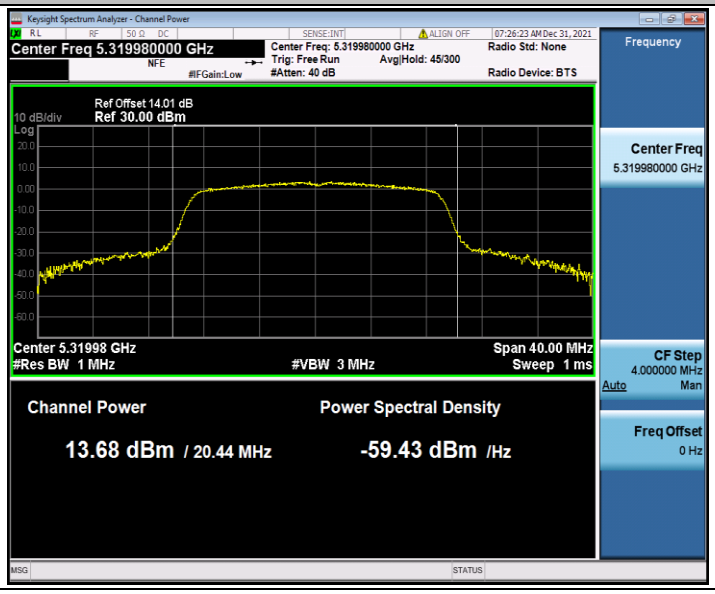

11N20MIMO_Ant2_5320
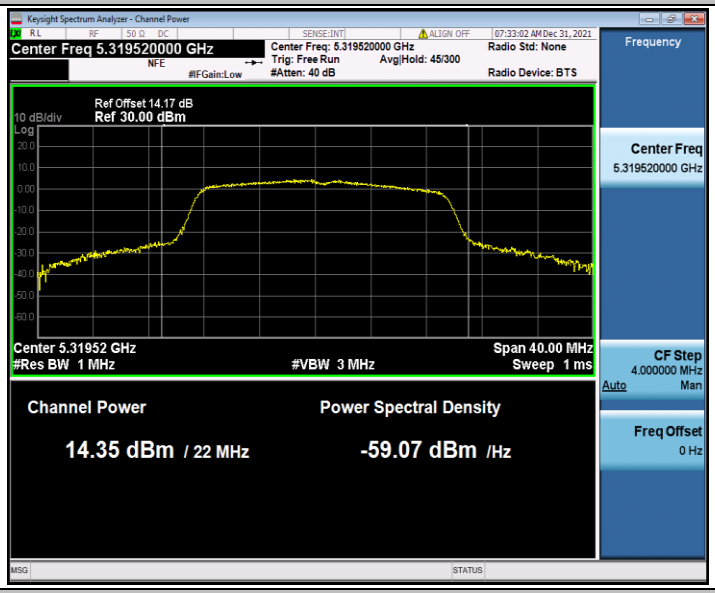

11N20MIMO_Ant1_5500
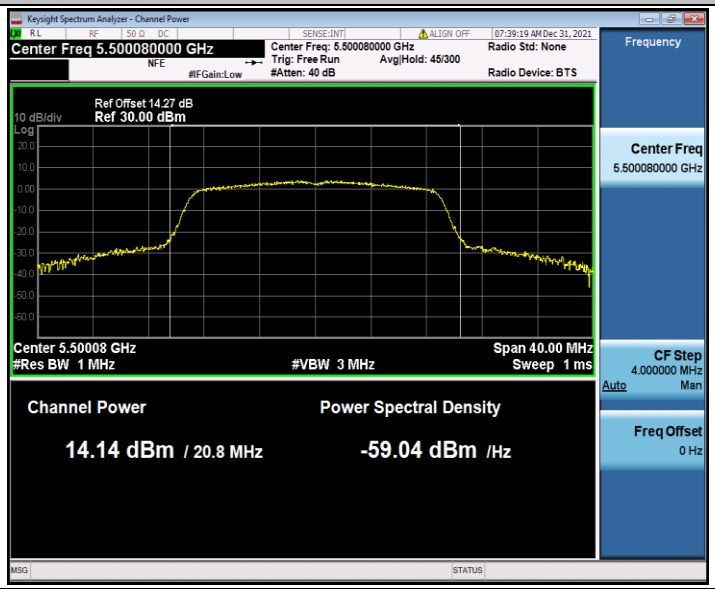

11N20MIMO_Ant2_5500

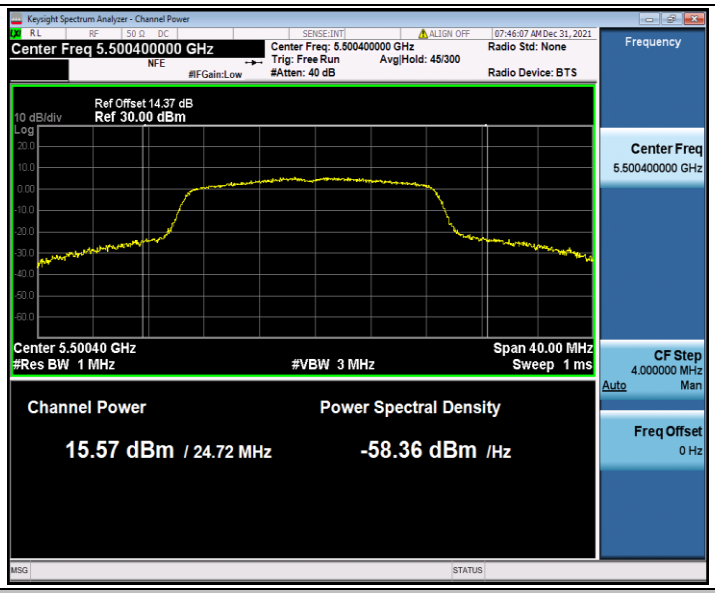

11N20MIMO_Ant1_5580

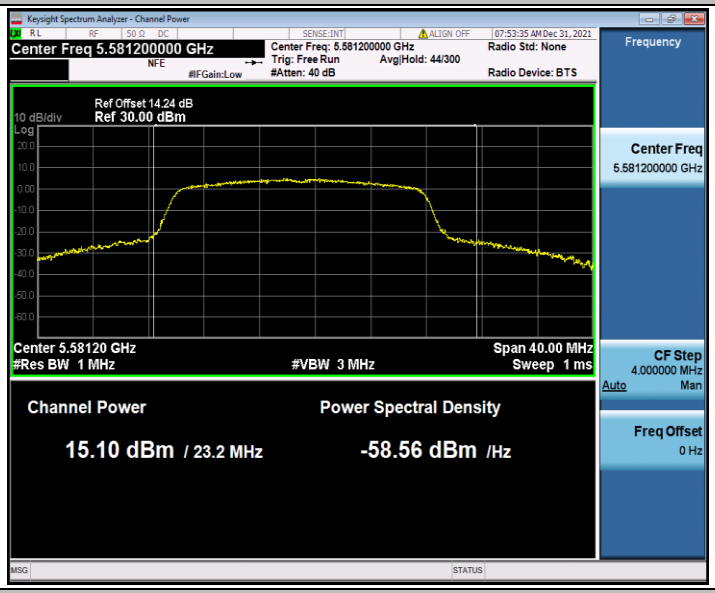

11N20MIMO_Ant2_5580

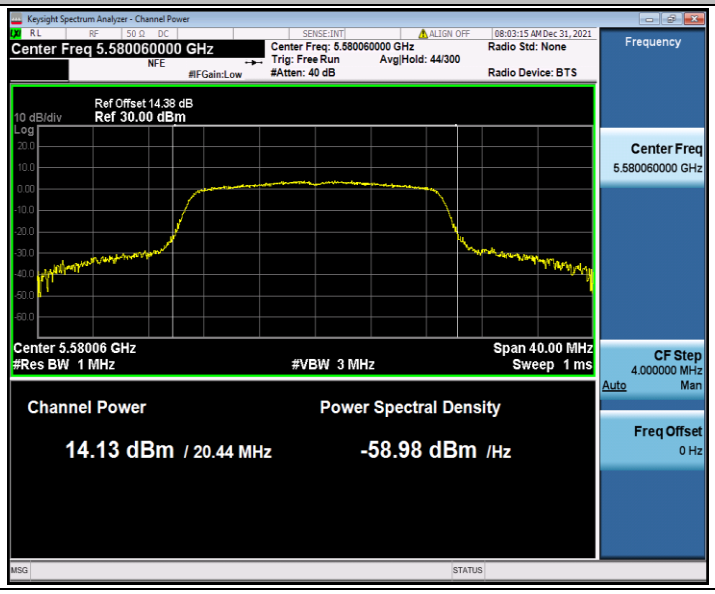

11N20MIMO_Ant1_5700
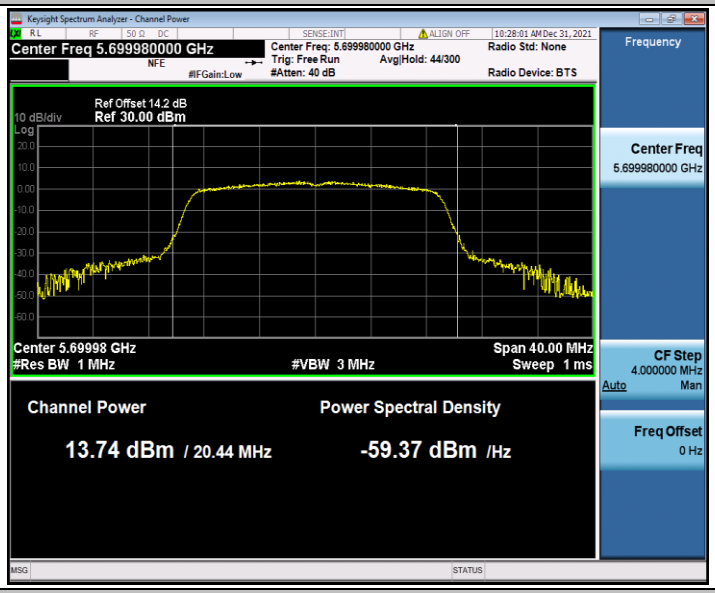

11N20MIMO_Ant2_5700
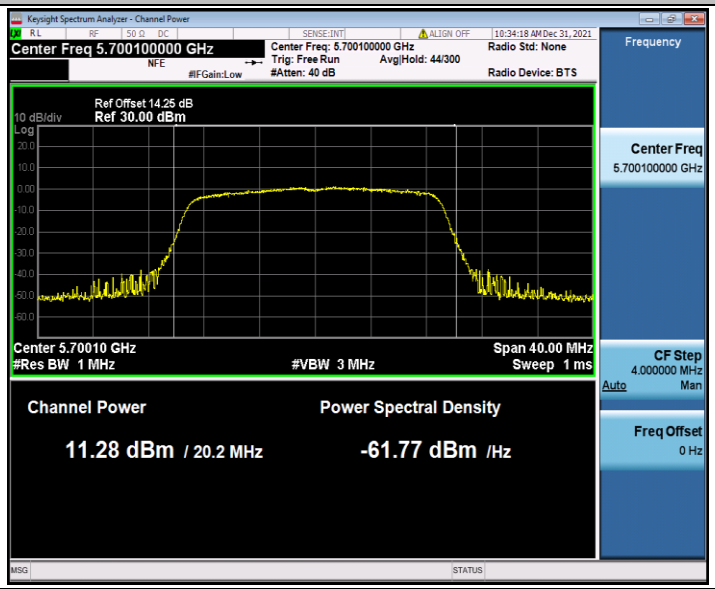

11N20MIMO_Ant1_5745

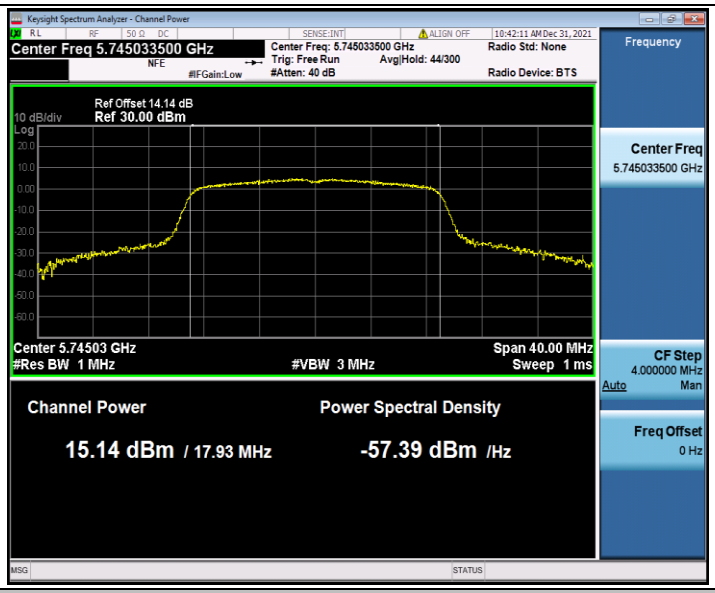

11N20MIMO_Ant2_5745

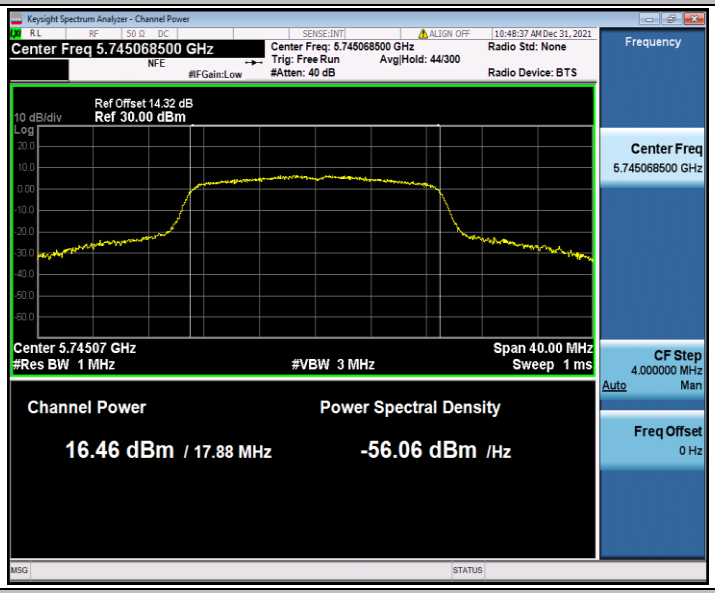

11N20MIMO_Ant1_5785

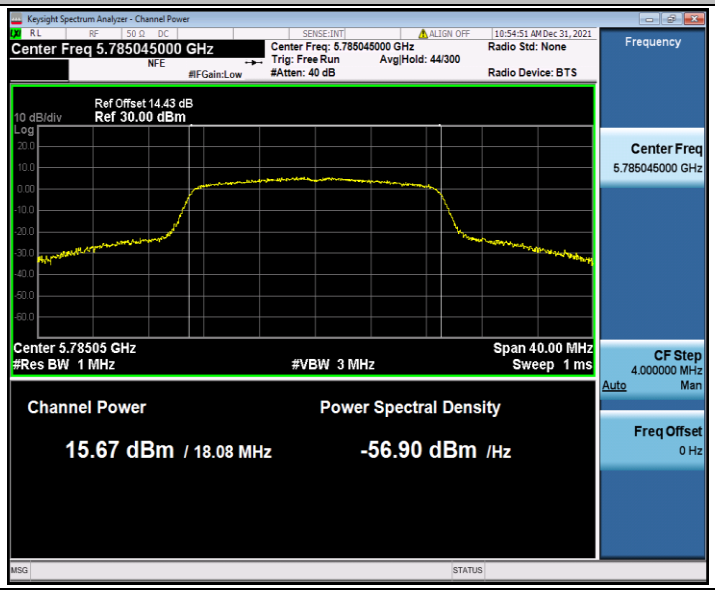

11N20MIMO_Ant2_5785

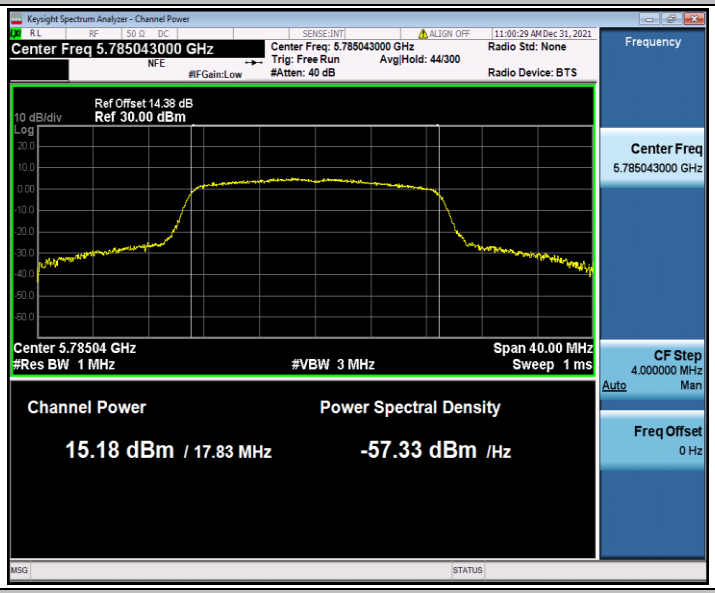

11N20MIMO_Ant1_5825

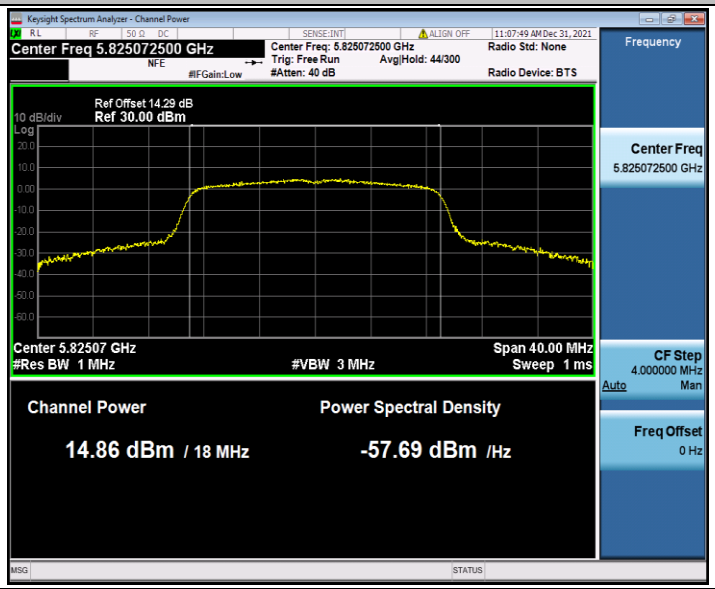

11N20MIMO_Ant2_5825

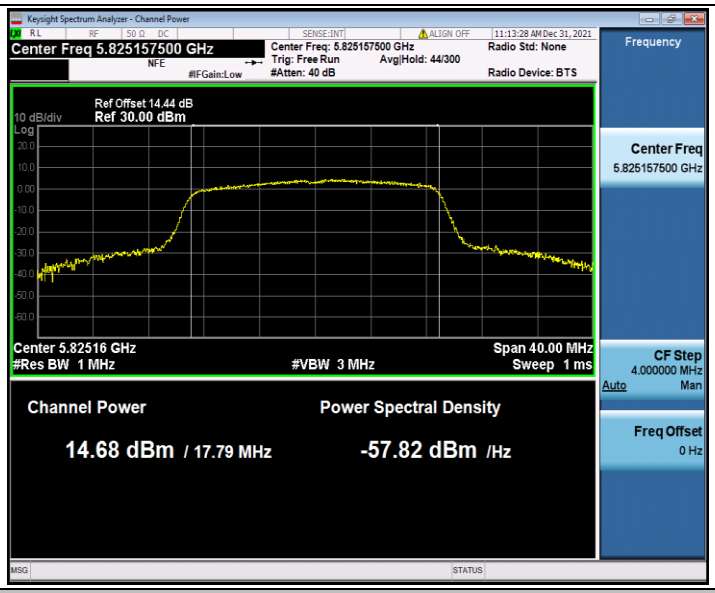

11N40MIMO_Ant1_5190

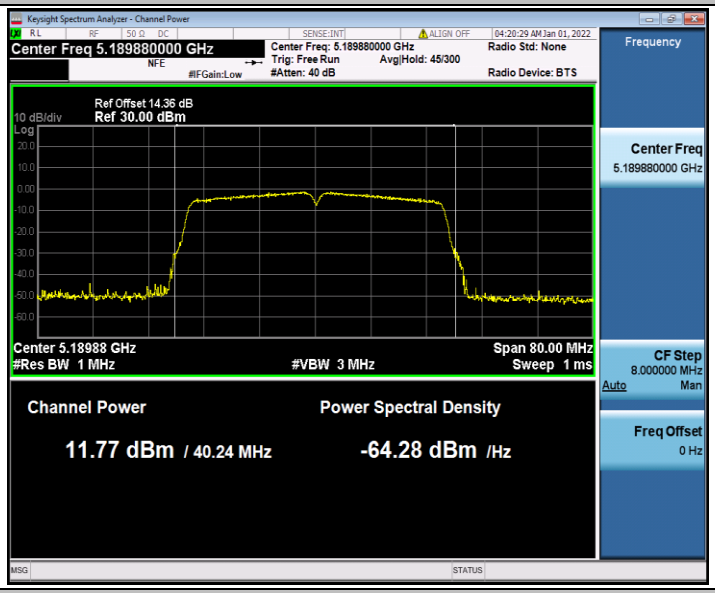

11N40MIMO_Ant2_5190

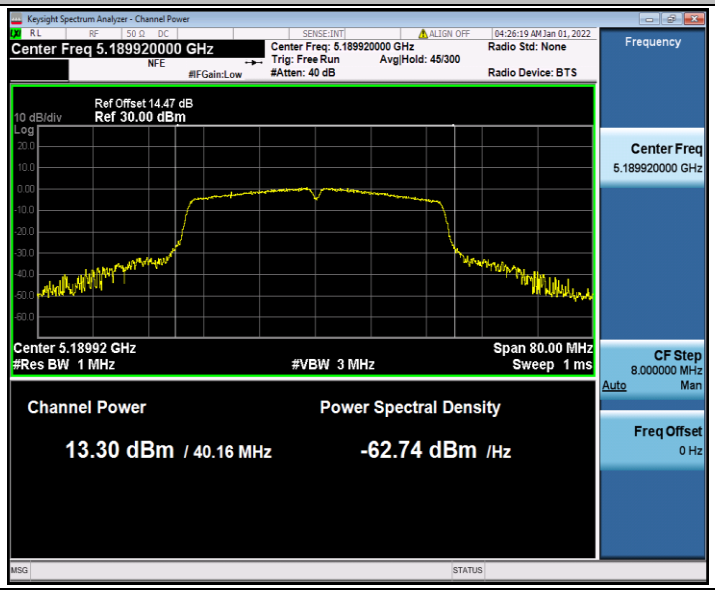

11N40MIMO_Ant1_5230

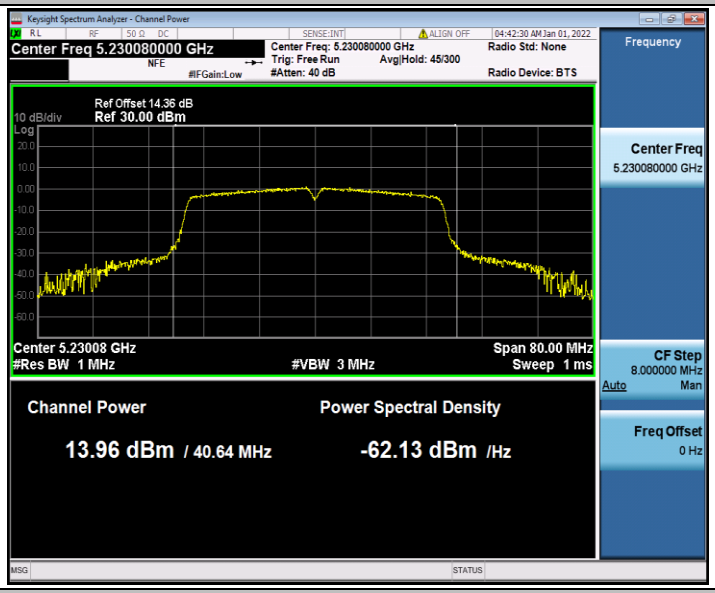

11N40MIMO_Ant2_5230

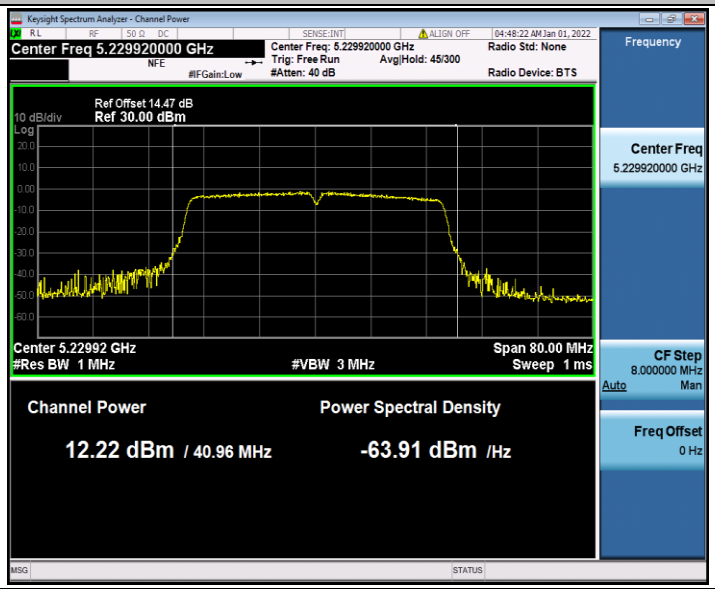

11N40MIMO_Ant1_5270

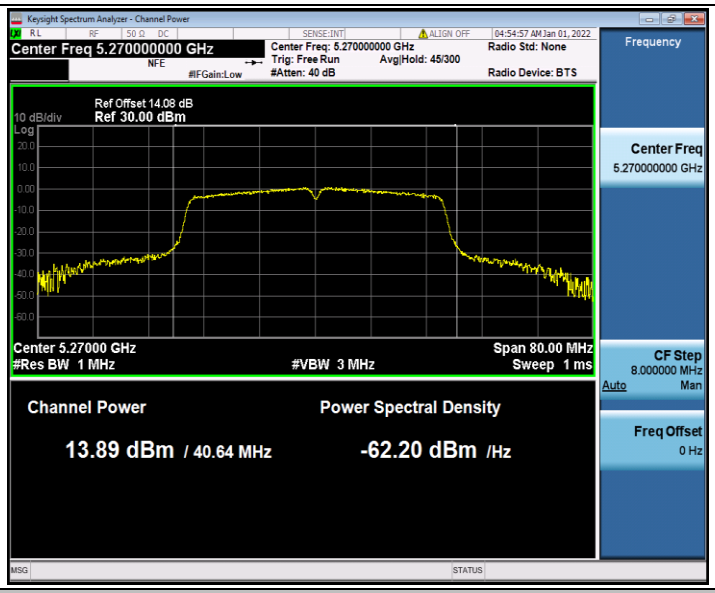

11N40MIMO_Ant2_5270

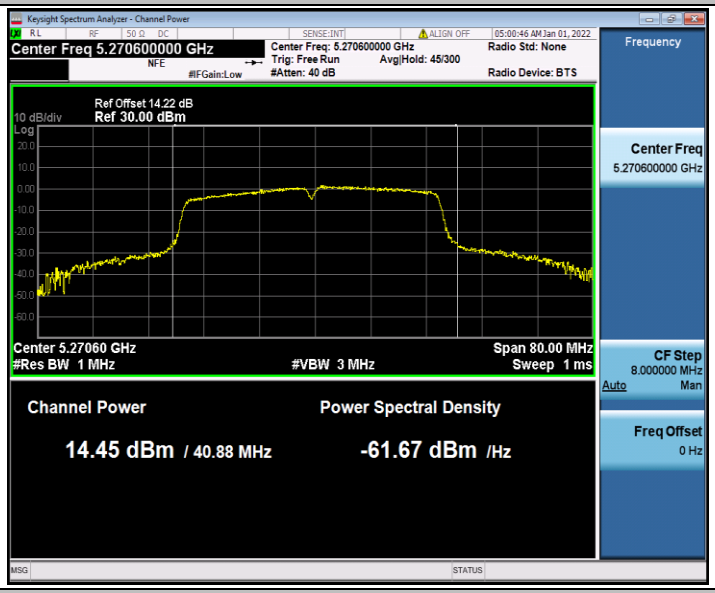

11N40MIMO_Ant1_5310

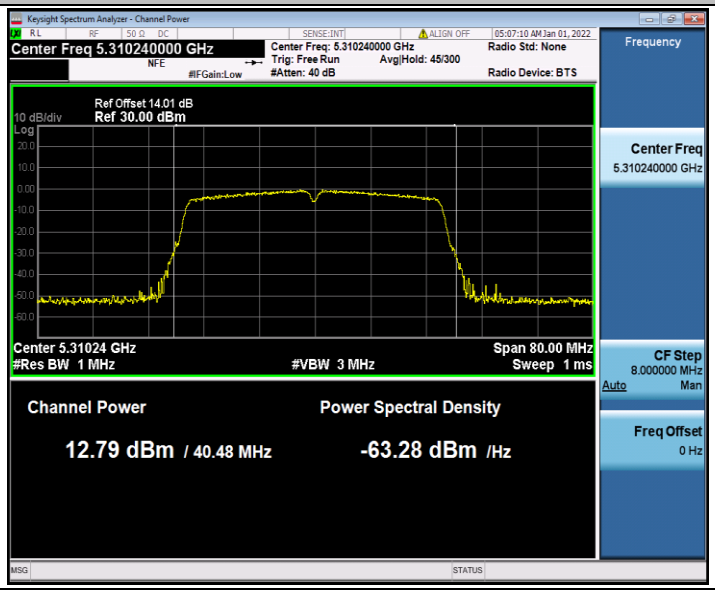

11N40MIMO_Ant2_5310
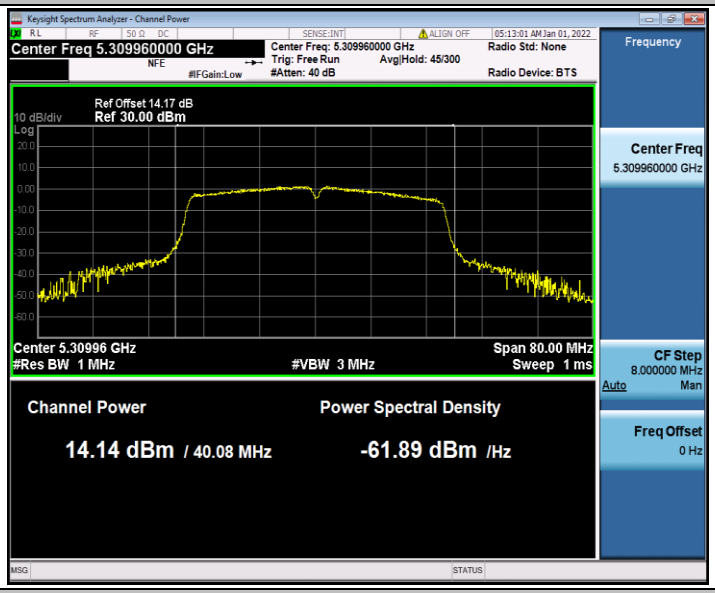
11N40MIMO_Ant1_5510
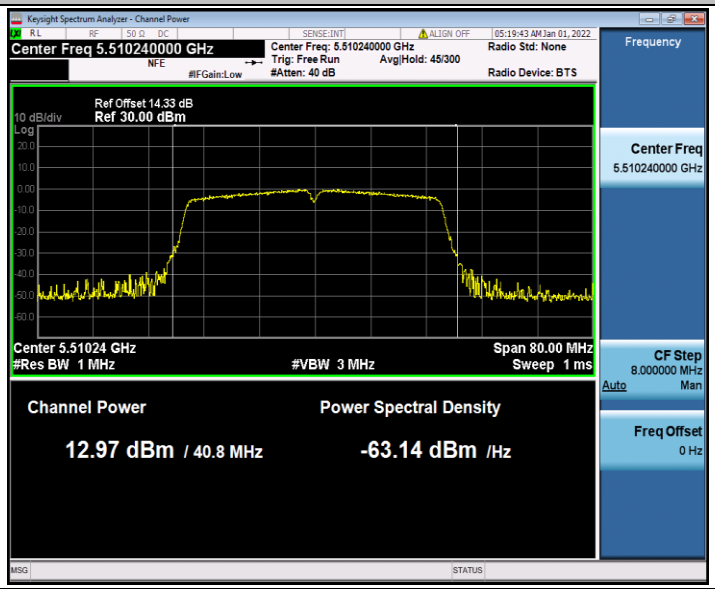
11N40MIMO_Ant2_5510

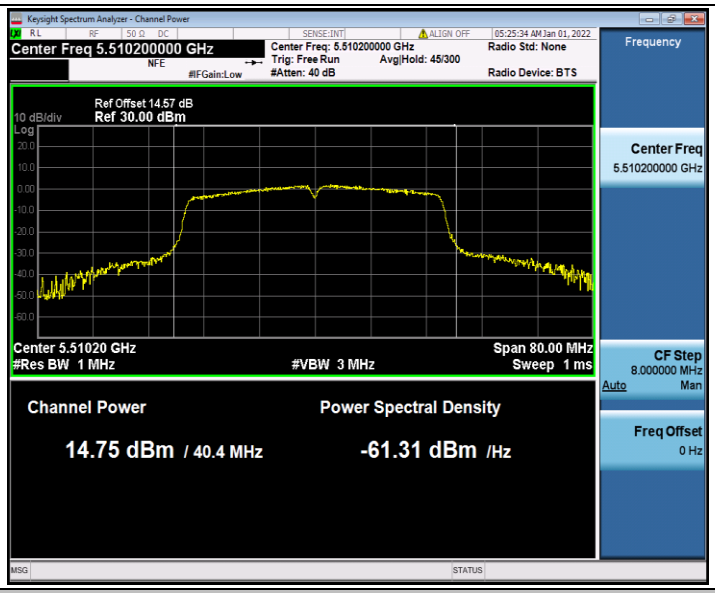

11N40MIMO_Ant1_5550

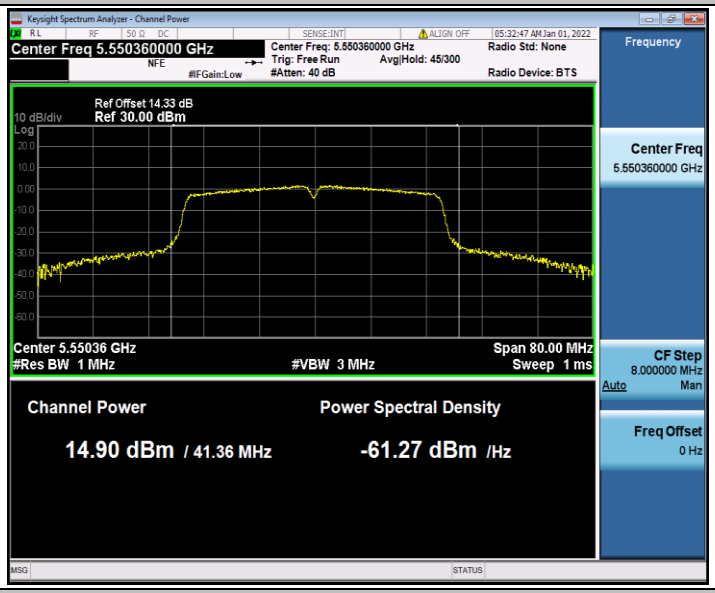

11N40MIMO_Ant2_5550

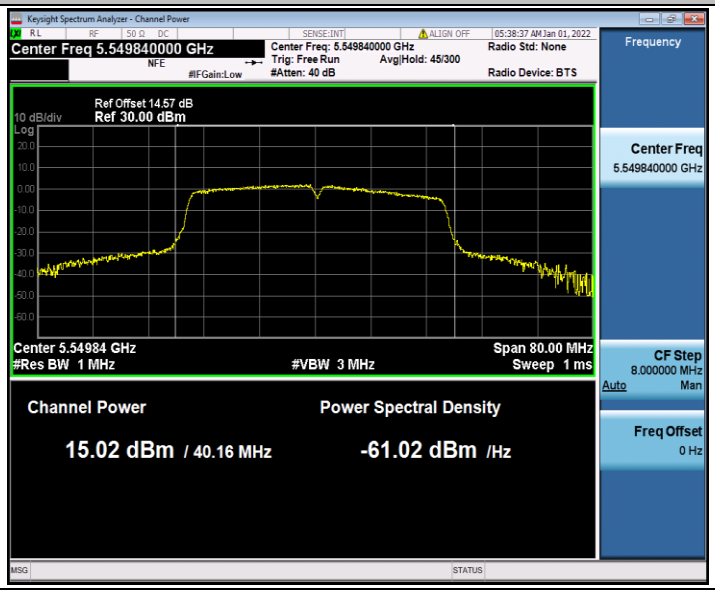

11N40MIMO_Ant1_5670
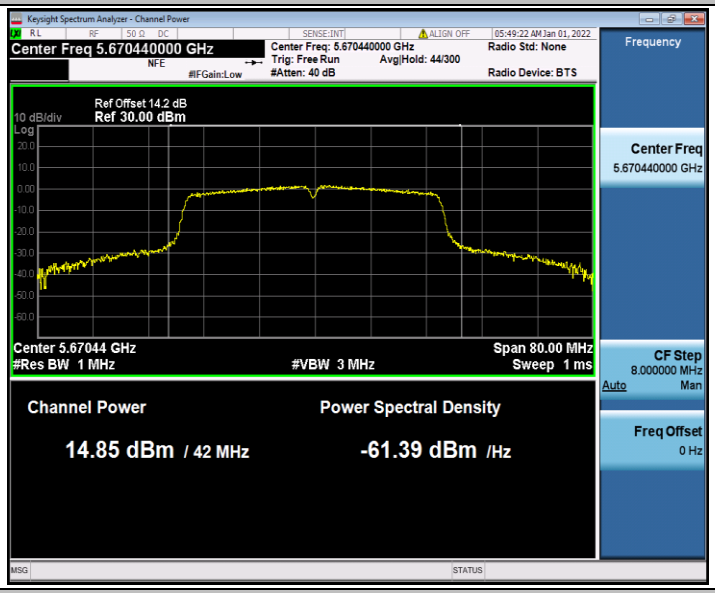

11N40MIMO_Ant2_5670
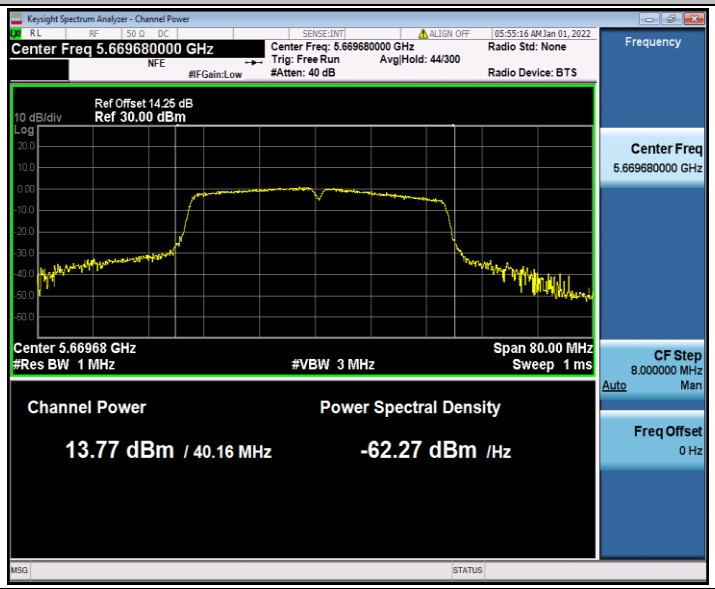

11N40MIMO_Ant1_5755

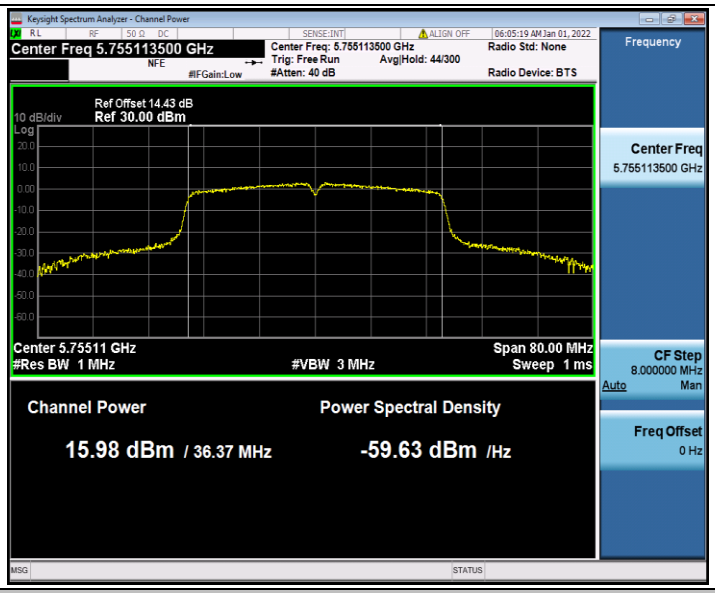

11N40MIMO_Ant2_5755

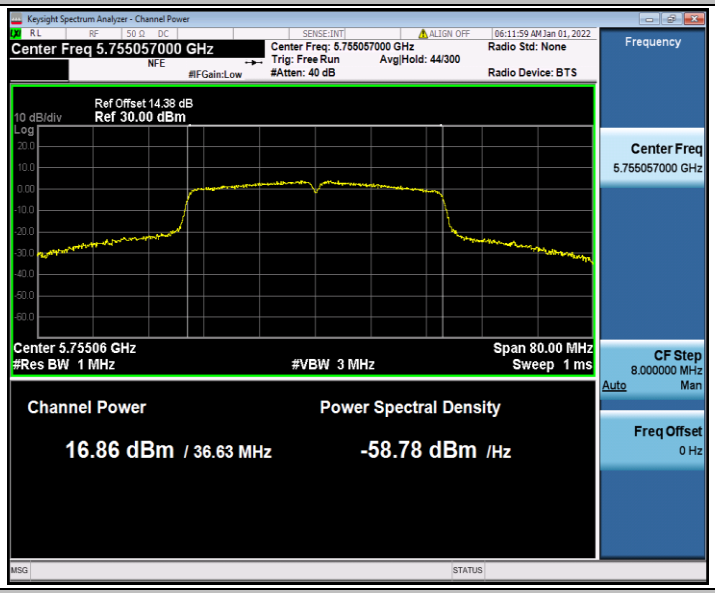

11N40MIMO_Ant1_5795

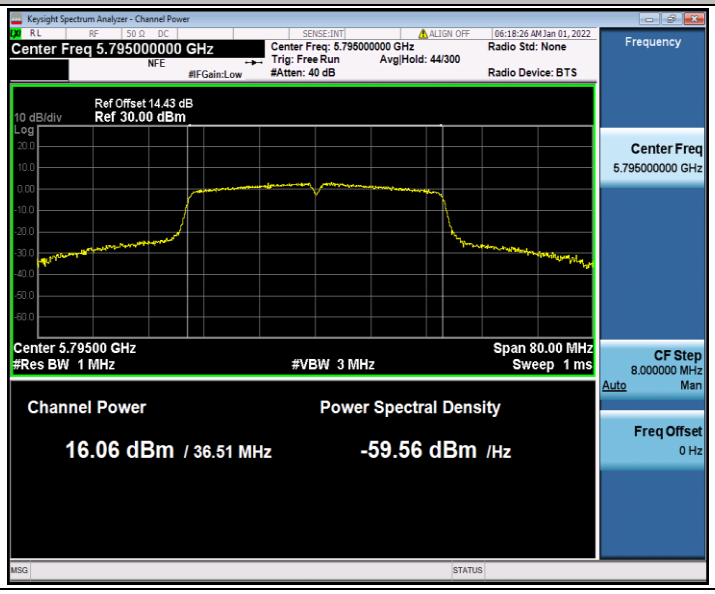

11N40MIMO_Ant2_5795
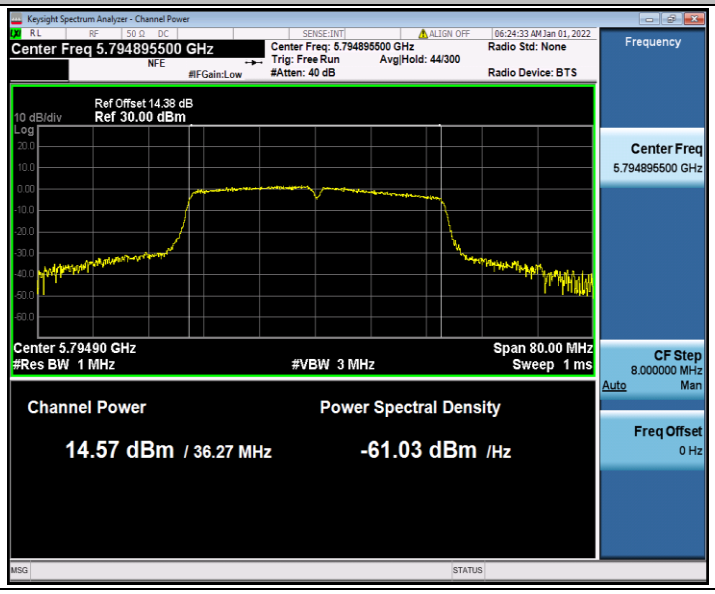

Appendix D: Maximum power spectral density

Test Result

TestMode	Antenna	Frequency[MHz]	Result [dBm/MHz]	Limit[dBm/MHz]	Verdict
11A	Ant1	5180	4.18	≤11	PASS
	Ant2	5180	6.31	≤11	PASS
	Ant1	5200	6.11	≤11	PASS
	Ant2	5200	6.42	≤11	PASS
	Ant1	5240	5.72	≤11	PASS
	Ant2	5240	5.64	≤11	PASS
	Ant1	5260	5.88	≤11	PASS
	Ant2	5260	5.88	≤11	PASS
	Ant1	5280	5.72	≤11	PASS
	Ant2	5280	5.69	≤11	PASS
	Ant1	5320	4.92	≤11	PASS
	Ant2	5320	5.84	≤11	PASS
	Ant1	5500	5.83	≤11	PASS
	Ant2	5500	6.48	≤11	PASS
	Ant1	5580	7.01	≤11	PASS
	Ant2	5580	6.79	≤11	PASS
	Ant1	5700	5.4	≤11	PASS
	Ant2	5700	6.24	≤11	PASS
	Ant1	5745	3.54	≤30	PASS
	Ant2	5745	4	≤30	PASS
	Ant1	5785	4.56	≤30	PASS
	Ant2	5785	4.14	≤30	PASS
	Ant1	5825	4.49	≤30	PASS
	Ant2	5825	4.12	≤30	PASS
11N20MIMO	Ant1	5180	4.16	≤11	PASS
	Ant2	5180	5.9	≤11	PASS
	total	5180	8.13	≤11	PASS
	Ant1	5200	4.89	≤11	PASS
	Ant2	5200	6.27	≤11	PASS
	total	5200	8.64	≤11	PASS
	Ant1	5240	5.11	≤11	PASS
	Ant2	5240	2.82	≤11	PASS
	total	5240	7.12	≤11	PASS
	Ant1	5260	4.64	≤11	PASS
	Ant2	5260	4.13	≤11	PASS
	total	5260	7.40	≤11	PASS
	Ant1	5280	4.27	≤11	PASS
	Ant2	5280	5.43	≤11	PASS

	total	5280	7.90	≤11	PASS
	Ant1	5320	4.56	≤11	PASS
	Ant2	5320	5.03	≤11	PASS
	total	5320	7.81	≤11	PASS
	Ant1	5500	4.26	≤11	PASS
	Ant2	5500	5.86	≤11	PASS
	total	5500	8.14	≤11	PASS
	Ant1	5580	5.58	≤11	PASS
	Ant2	5580	4.67	≤11	PASS
	total	5580	8.16	≤11	PASS
	Ant1	5700	3.85	≤11	PASS
	Ant2	5700	1.74	≤11	PASS
	total	5700	5.93	≤11	PASS
	Ant1	5745	2.91	≤30	PASS
	Ant2	5745	4.09	≤30	PASS
	total	5745	6.55	≤30	PASS
	Ant1	5785	3.55	≤30	PASS
	Ant2	5785	2.96	≤30	PASS
	total	5785	6.28	≤30	PASS
	Ant1	5825	2.67	≤30	PASS
	Ant2	5825	2.59	≤30	PASS
	total	5825	5.64	≤30	PASS
11N40MIMO	Ant1	5190	-1.27	≤11.00	PASS
	Ant2	5190	1.6	≤11.00	PASS
	total	5190	3.41	≤11.00	PASS
	Ant1	5230	1.22	≤11.00	PASS
	Ant2	5230	-0.78	≤11.00	PASS
	total	5230	3.34	≤11.00	PASS
	Ant1	5270	1.4	≤11.00	PASS
	Ant2	5270	2.17	≤11.00	PASS
	total	5270	4.81	≤11.00	PASS
	Ant1	5310	0.01	≤11.00	PASS
	Ant2	5310	1.66	≤11.00	PASS
	total	5310	3.92	≤11.00	PASS
	Ant1	5510	0.52	≤11.00	PASS
	Ant2	5510	2.17	≤11.00	PASS
	total	5510	4.43	≤11.00	PASS
	Ant1	5550	1.79	≤11.00	PASS
	Ant2	5550	2.54	≤11.00	PASS
	total	5550	5.19	≤11.00	PASS
	Ant1	5670	1.92	≤11.00	PASS
	Ant2	5670	2.03	≤11.00	PASS
	total	5670	4.99	≤11.00	PASS

	Ant1	5755	1.57	≤30.00	PASS
	Ant2	5755	1.9	≤30.00	PASS
	total	5755	4.75	≤30.00	PASS
	Ant1	5795	0.65	≤30.00	PASS
	Ant2	5795	-1.04	≤30.00	PASS
	total	5795	2.90	≤30.00	PASS

Note：1.The Result and Limit Unit is dBm/500 kHz in the band 5.725–5.85 GHz.

2.The Duty Cycle Factor and RBW Factor is compensated in the graph.

Test Graphs

11A_Ant1_5180
11A_Ant2_5180
11A_Ant1_5200

11A_Ant2_5200

11A_Ant1_5240

11A_Ant2_5240

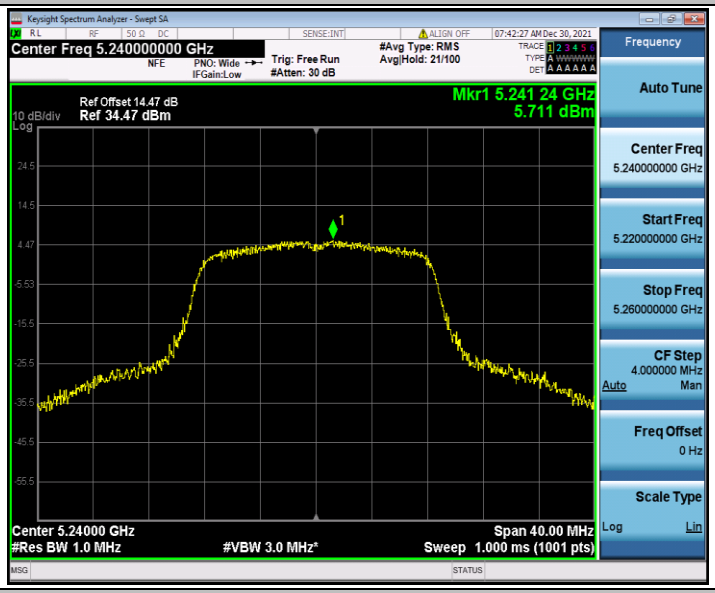

11A_Ant1_5260

11A_Ant2_5260

11A_Ant1_5280

11A_Ant2_5280

11A_Ant1_5320

11A_Ant2_5320

11A_Ant1_5500

11A_Ant2_5500

11A_Ant1_5580