Appendix A: Test results

Power level setting using in test:

Channel	802.11a	802.11n(HT20)
36	13	13
40	13	13
48	13	13

1. Occupied N dB Bandwidth

1.1 Test Data

U-NII-1 Occupied N dB Bandwidth				
Mode	Test Frequency (MHz)	Ant	Occupied Bandwidth (MHz)	Result
802.11a	5180	Ant0	19.74	Pass
802.11a	5200	Ant0	19.57	Pass
802.11a	5240	Ant0	19.51	Pass
802.11n (HT20)	5180	Ant0	19.90	Pass
802.11n (HT20)	5200	Ant0	19.92	Pass
802.11n (HT20)	5240	Ant0	19.98	Pass

1.2 Test Plots

U-NII-1,802.11a,5180MHz,Ant0

U-NII-1,802.11a,5200MHz,Ant0

U-NII-1,802.11a,5240MHz,Ant0

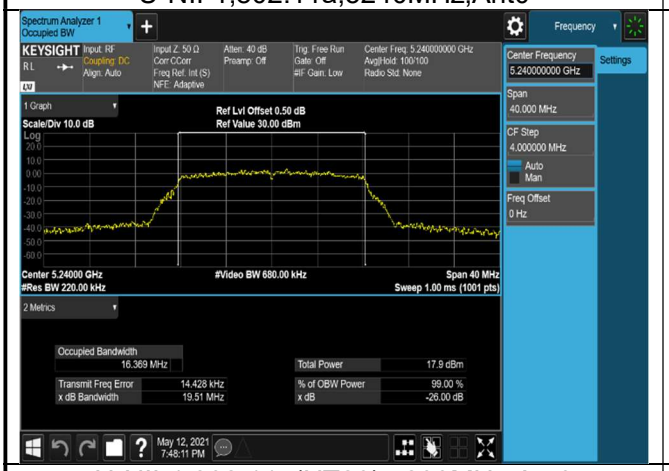

U-NII-1,802.11n(HT20),5180MHz,Ant0

U-NII-1,802.11n(HT20),5200MHz,Ant0

U-NII-1,802.11n(HT20),5240MHz,Ant0

2. 99% Occupied Bandwidth

2.1 Test Data

U-NII-1 99% Occupied Bandwidth				
Mode	Test Frequency (MHz)	Ant	99% Occupied Bandwidth (MHz)	Result
802.11a	5180	Ant0	16.366	Pass
802.11a	5200	Ant0	16.394	Pass
802.11a	5240	Ant0	16.374	Pass
802.11n (HT20)	5180	Ant0	17.524	Pass
802.11n (HT20)	5200	Ant0	17.502	Pass
802.11n (HT20)	5240	Ant0	17.505	Pass

2.2 Test Plots

U-NII-1,802.11a,5180MHz,Ant0

U-NII-1,802.11a,5200MHz,Ant0

U-NII-1,802.11a,5240MHz,Ant0

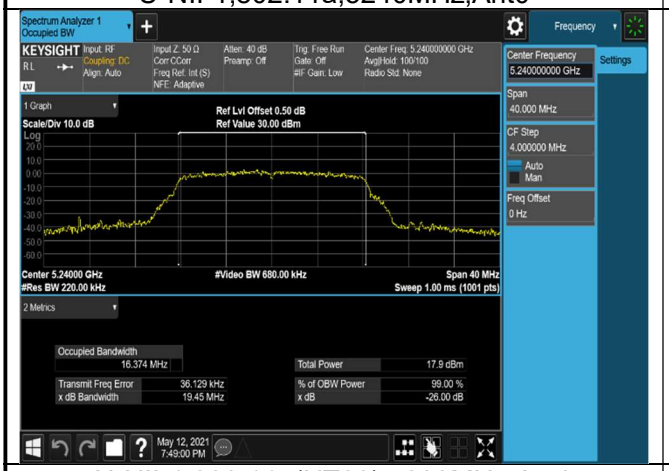

U-NII-1,802.11n(HT20),5180MHz,Ant0

U-NII-1,802.11n(HT20),5200MHz,Ant0

U-NII-1,802.11n(HT20),5240MHz,Ant0

3. Duty Cycle

3.1 Test Data

U-NII-1 Duty Cycle				
Mode	Test Frequency (MHz)	Ant	Duty Cycle (%)	Duty Cycle Factor (dB)
802.11a	5180	Ant0	62.84	2.02
802.11a	5200	Ant0	62.39	2.05
802.11a	5240	Ant0	62.84	2.02
802.11n (HT20)	5180	Ant0	58.45	2.33
802.11n (HT20)	5200	Ant0	58.18	2.35
802.11n (HT20)	5240	Ant0	58.18	2.35

3.2 Test Plots

U-NII-1,802.11a,5180MHz,Ant0

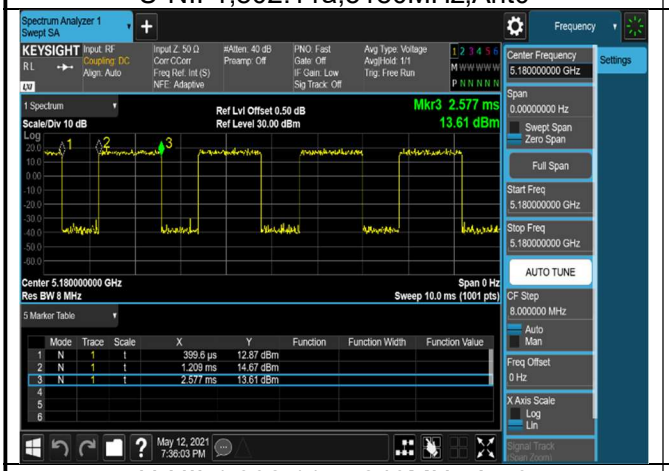

U-NII-1,802.11a,5200MHz,Ant0

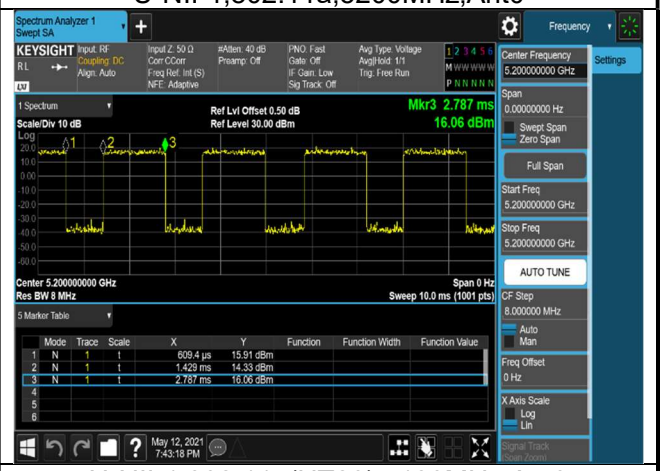

U-NII-1,802.11a,5240MHz,Ant0

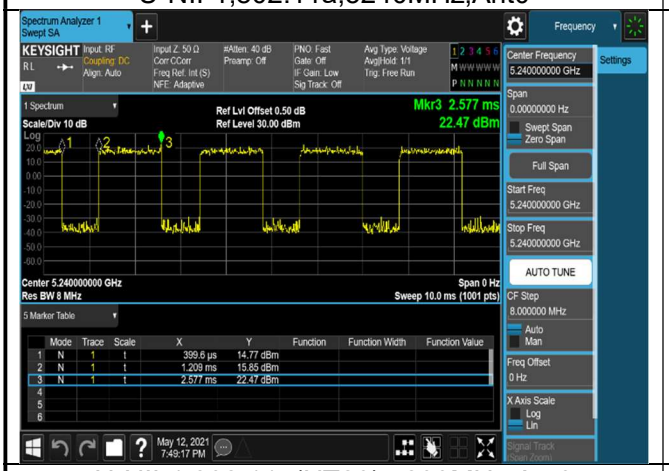

U-NII-1,802.11n(HT20),5180MHz,Ant0

U-NII-1,802.11n(HT20),5200MHz,Ant0

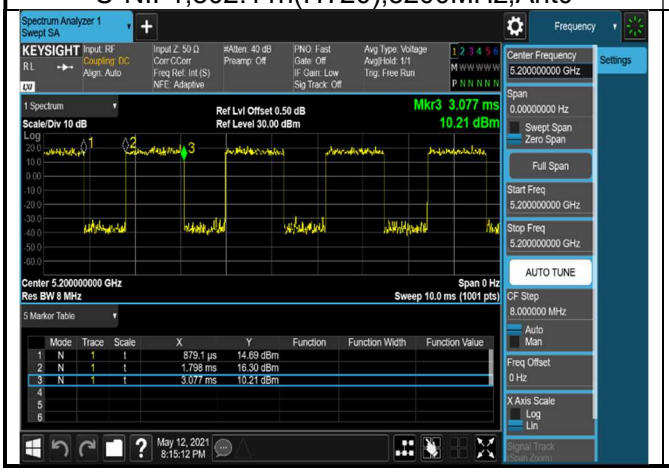

U-NII-1,802.11n(HT20),5240MHz,Ant0

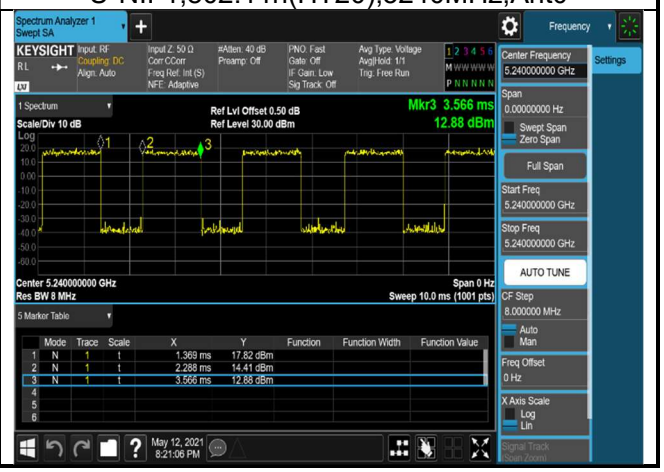

4. AVGSA Output Power

4.1 Test Data

	U-NII-1 AVGSA Output Power							
Mode	Test Frequency (MHz)	Ant	Duty Cycle Factor (dB)	Max Power (dBm)	Limit (dBm)	EIRP (dBm)	IC EIRP Limit (dBm)	Result
802.11a	5180	Ant0	2.02	11.99	24	16.52	22	Pass
802.11a	5200	Ant0	2.05	11.99	24	16.52	22	Pass
802.11a	5240	Ant0	2.02	12.12	24	16.65	22	Pass
802.11n (HT20)	5180	Ant0	2.33	11.98	24	16.51	22	Pass
802.11n (HT20)	5200	Ant0	2.35	11.79	24	16.32	22	Pass
802.11n (HT20)	5240	Ant0	2.35	11.81	24	16.34	22	Pass

4.2 Test Plots

U-NII-1,802.11a,5180MHz,Ant0

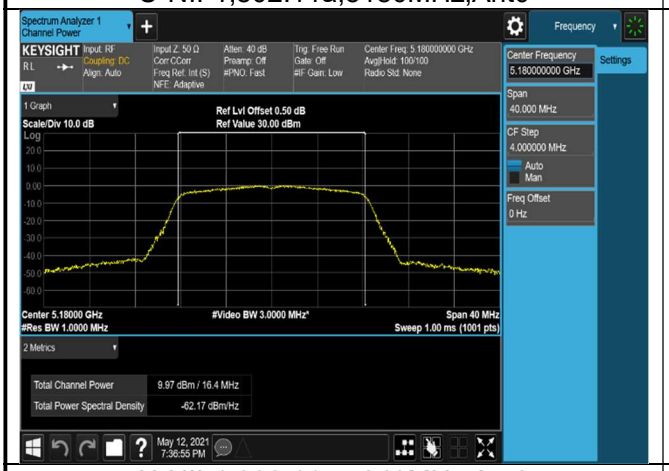

U-NII-1,802.11a,5200MHz,Ant0

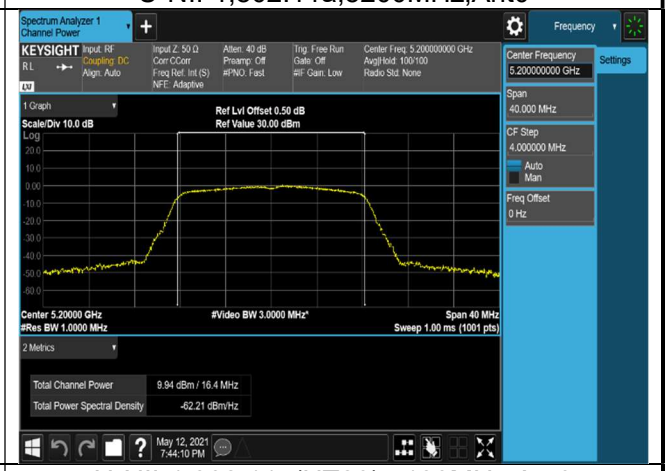

U-NII-1,802.11a,5240MHz,Ant0

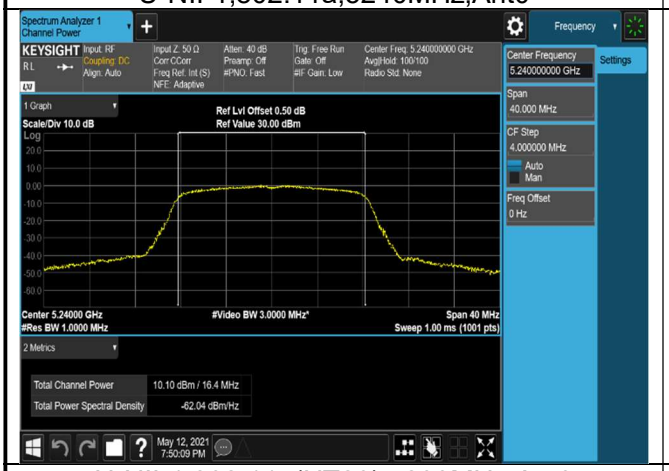

U-NII-1,802.11n(HT20),5180MHz,Ant0

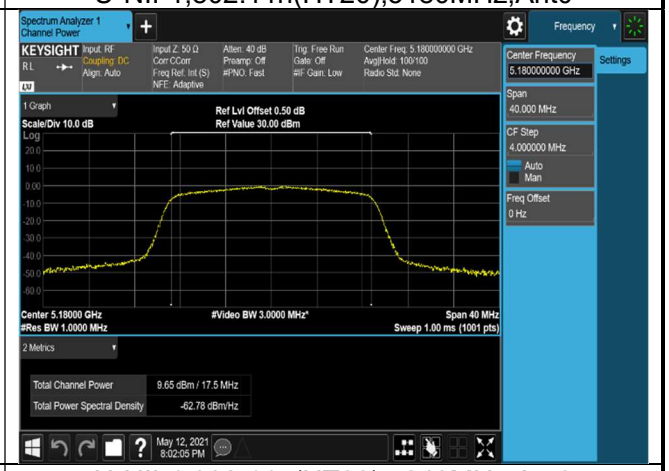

U-NII-1,802.11n(HT20),5200MHz,Ant0

U-NII-1,802.11n(HT20),5240MHz,Ant0

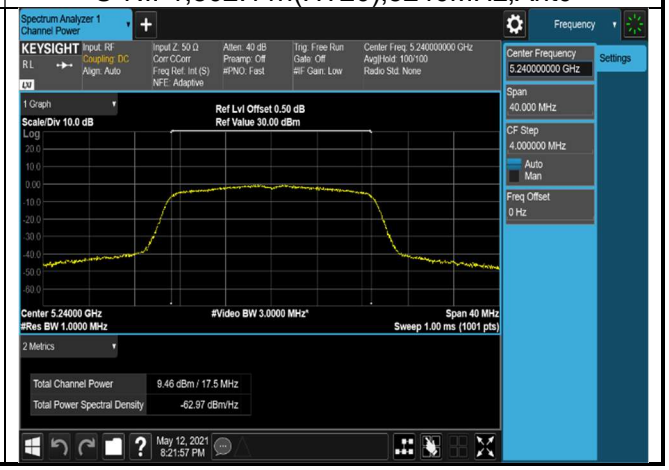

5. AVGSA Power Spectral Density

5.1 Test Data

U-NII-1 AVGSA Power Spectral Density								
Mode	Test Frequency (MHz)	Ant	Duty Cycle Factor (dB)	PSD [dBm/MHz]	Limit [dBm/MHz]	EIRP PSD [dBm/MHz]	IC Limit [dBm/MHz]	Result
802.11a	5180	Ant0	2.02	2.315	11	6.845	10	Pass
802.11a	5200	Ant0	2.05	2.970	11	7.500	10	Pass
802.11a	5240	Ant0	2.02	2.310	11	6.840	10	Pass
802.11n (HT20)	5180	Ant0	2.33	1.751	11	6.281	10	Pass
802.11n (HT20)	5200	Ant0	2.35	2.078	11	6.608	10	Pass
802.11n (HT20)	5240	Ant0	2.35	2.062	11	6.592	10	Pass

5.2 Test Plots

U-NII-1,802.11a,5180MHz,Ant0

U-NII-1,802.11a,5200MHz,Ant0

U-NII-1,802.11a,5240MHz,Ant0

U-NII-1,802.11n(HT20),5180MHz,Ant0

U-NII-1,802.11n(HT20),5200MHz,Ant0

U-NII-1,802.11n(HT20),5240MHz,Ant0