IMPORTANT

PLEASE DO NOT RETURN TO STORE

If You're Having Trouble, We're Here to Help!

Call us 24/7 at 1-855-292-4087

E-mail us at alsupport@sakar.com or visit us at alteclansing.com

REGISTER YOUR PRODUCT

To receive news, exclusive deals, OTA or firmware updates, warranty information and more please register your product at

alteclansingsupport.com

ALTEC LANSING

ALTEC LANSING

WELCOME

Thank you for purchasing an Altec Lansing product. Download our App to unlock all the features our products have to offer!

ALTEC LANSING

follow us
@alteclansingofficial

follow us
@alteclansing

follow us
@alteclansingofficial

12 Month Limited Warranty

All Altec Lansing products come with 12 month limited warranty from the date of its original purchase

24 Hour Customer Support

We love our customers, and we care about your experience with Altec Lansing. If you need assistance, please call us at 1.855.292.4087 or e-mail **alsupport@sakar.com**

www.alteclansing.com

ALTEC LANSING

PLAY

Truly Wireless Earphones

Bluetooth®

5 / 20 HOURS PLAY TIME† with Charging Case

DIGITAL LED SCREEN

TOUCH CONTROLS

QUICK START GUIDE **ITEM: MZX646**

1.

IN THE BOX

1 Play Truly Wireless Earphones
1 Charging Case
1 USB-C Charging Cable
1 Quick Start Guide

3.

A CLOSER LOOK

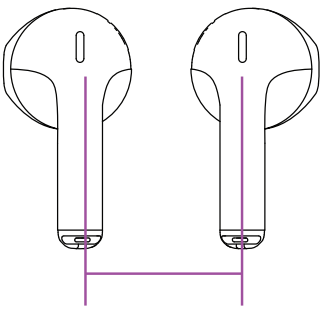

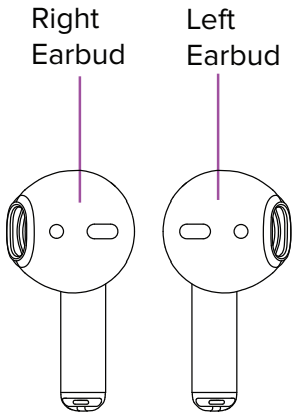

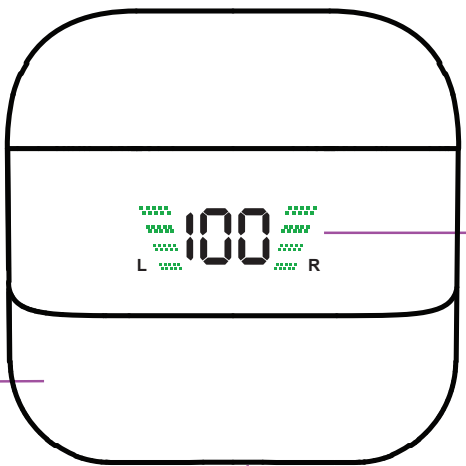

4.

CHARGING

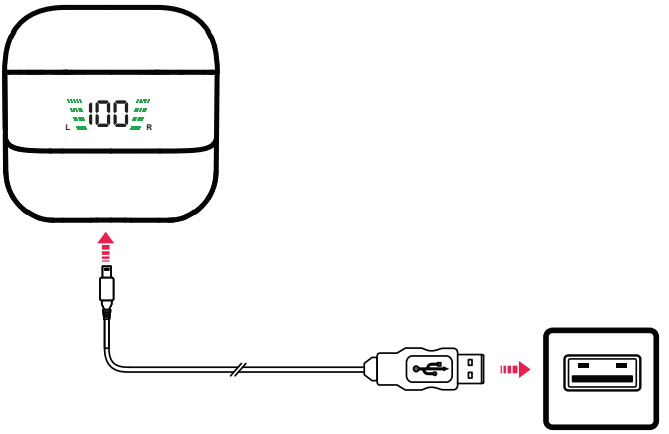

1. To power the charging case, insert the USB-C cable into the charging port located on the bottom of the charging case.

2. Insert the standard USB cable into any suitable USB port.

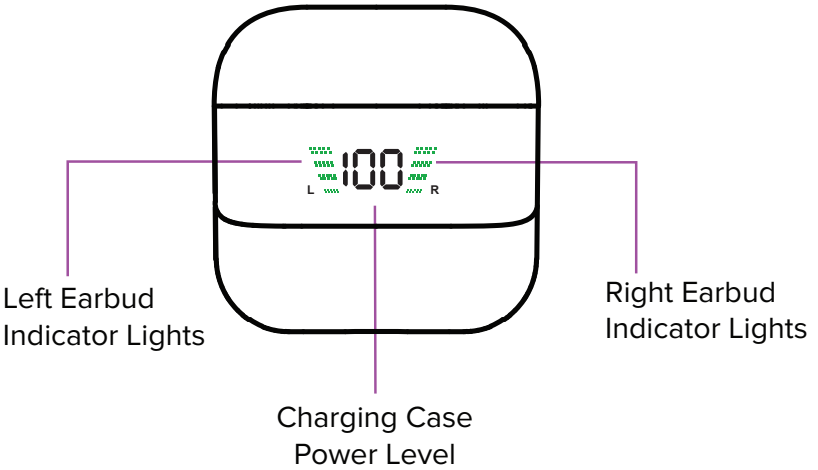

3. While the charging case is plugged in, the number on the display screen will increase from 0-100 to show the case's charge level.

4. While the earbuds are inserted in the charging case the indicator lights will flash as the earbuds charge and turn off when the earbuds are fully charged.

5.

BLUETOOTH PAIRING

When removed from the case the earbud power on and their LEDs show their pairing status:

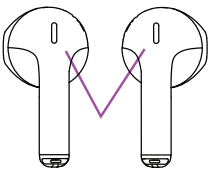

Pairing (FLASHING BLUE)
Connected (OFF)

Bluetooth Connection:

Go to the Bluetooth page in the settings app on your phone. Make sure Bluetooth is ON before connecting to the available device 'AL Play TWS Earbuds'.

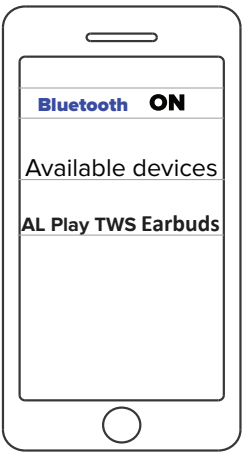

**Note: If the earbuds have been previously paired to a nearby device they will automatically re-connect to it.

6.

EARBUD CONTROLS

Controlling Music

Press either

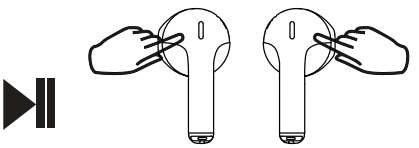

Left Right

Press & Hold either for 5 seconds

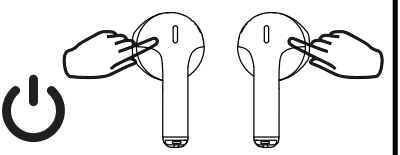

Left Right

Press 3x

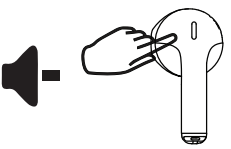

Left

Press 2x

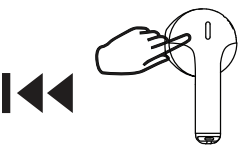

Left

Press 3x



Right

Press 2x



Right

Controlling Calls

Press either

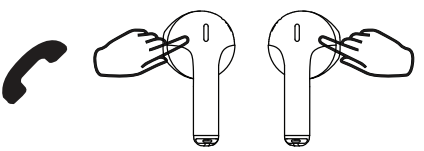

Left Right

Press & Hold either

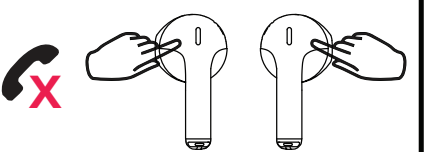

Left Right

Press either

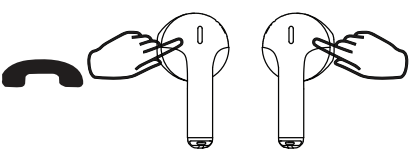

Left Right

Note: The earbuds will also power on automatically when taken out of the charging case, and power off when inserted back in the charging case.

7.

MORE CONTROLS

Other Functions

To activate phone **Voice Assistant**, press and hold either earbud to the first beep then let go.

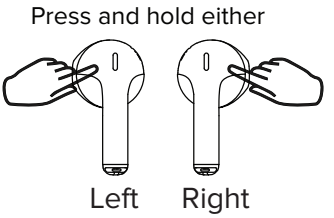

Pair a New Device

Turn Bluetooth OFF on your phone/device. The earphones will go into pairing mode.

Reset

A **Reset** will erase all settings. To perform a **Reset**, remove the earbuds from the case then Press either earbud for 5 times.(Ensure the earbuds is disconnected with any phone/device).

8.

SAFETY PRECAUTIONS

When using your earphones, basic safety precautions should always be followed including:

1. READ ALL INSTRUCTIONS BEFORE USING YOUR EARPHONES AND CHARGING CASE.
2. Do not use the product near water. Do not put on wet surfaces.
3. Only clean using a clean cloth.
4. Do not allow children to play with this product. This product contains small pieces that can be a choking hazard. Parental supervision is advised.
5. Do not expose this product to excessive heat or fire.
6. Do not expose this product to temperatures above 100°F. Keep out of direct sunlight.
7. Do not attempt to repair this product yourself. Contact a qualified service center if the product is in need of service.
8. Do not drop, crush, or expose this product to excessive physical force.
9. This product is not intended for commercial use.
10. When charging, keep all charging cables well ventilated. Do not keep your charging cable in contact with flammable materials such as bedding, linens or synthetic fabrics.

Maintenance and Care

-Use a soft cloth or paper towel to clean your earphones. Never use any harsh chemicals or detergents for cleaning. Make sure your earphones are dry before charging.
-When your earphones are not in use, they should be stored in a cool, dry place.
-Never tug or yank on a cable while it is connected to your charging case. Connect and disconnect cables as carefully as possible.
-Never expose your earphones to high temperatures, extreme cold.
-Please recycle or dispose of your earphones properly based on the laws and rules of your municipality. Contact local recycling facilities and/or the manufacturer of your earphones for further information.

9.

SPECIFICATIONS

Battery Type: Lithium Polymer Battery
Play Time: Approximately 5 Hours*
*Case holds 3 extra charges giving 20 hours total

10.

FCC STATEMENT

FCC Statement
This equipment complies with Part 15 of the FCC Rules.
Operation is subject to the following two conditions:
(1) This device may not cause harmful interference, and
(2) This device must accept any interference received, including interference that may cause undesired operation.

This equipment has been tested and found to comply with the limits for a Class B digital device, pursuant to part 15 of the FCC rules. These limits are designed to provide reasonable protection against harmful interference in a residential installation. This equipment generates, uses and can radiate radio frequency energy and, if not installed and used in accordance with the instructions, may cause harmful interference to radio communications.
However, there is no guarantee that interference will not occur in a particular installation. If this equipment does cause harmful interference to radio or television reception, which can be determined by turning the equipment off and on, the user is encouraged to try to correct the interference by one or more of the following measures:
-Reorient or relocate the receiving antenna.
-Increase the separation between the equipment and receiver. -Connect the equipment into an outlet on a circuit different from that to which the receiver is connected.
-Consult the dealer or an experienced radio/TV technician for help.

FCC Radiation Exposure Statement:
The device has been evaluated to meet general RF exposure requirement.
The device can be used in the portable exposure condition without restriction
FCC ID : 2AOKX-TS513B
Warning
To assure continued compliance, any changes or modifications not expressly approved by the party.Responsible for compliance could void the user's authority to operate this equipment.

Having trouble?
We're here to help!

Call us 24/7 at 1-855-292-4087
Email us at alsupport@sakar.com or visit us at alteclansing.com

Keep manual and all relevant information for future reference.

11.

WARRANTY

This warranty covers the original consumer purchaser only and is not transferable.

This warranty covers products that fail to function properly UNDER NORMAL USAGE, due to defects in material or workmanship. Your product will be repaired or replaced at no charge for parts or labor for a period of one year.

What Is Not Covered by Warranty:
Damages or malfunctions not resulting from defects in material or workmanship and damages or malfunctions from other than normal use, including but limited to, repair by unauthorized parties, tampering, modification or accident.

To Obtain Warranty Service and Troubleshooting Information:
Call 1-855-292-4087, email alsupport@sakar.com, or visit our website at www.alteclansing.com.

To receive Warranty service along with the name and address of an authorized product service center, the original consumer purchaser must contact us for problem determination and service procedures. Proof of purchase in the form of a bill of sale or receipted invoice, evidencing that the Product is within the applicable Warranty period(s), MUST be presented in order to obtain the requested service. It is your responsibility to properly package and send any defective products along with a dated copy of proof of purchase, a written explanation of the problem, and a valid return address to the authorized service center at your expense. Do not include any other items or accessories with the defective product. Any products received by the authorized service center that are not covered by warranty will be returned unrepaired.

NO WARRANTIES, WHETHER EXPRESS OR IMPLIED, INCLUDING, BUT NOT LIMITED TO, ANY IMPLIED WARRANTIES OF MERCHANTABILITY OR FITNESS FOR A PARTICULAR PURPOSE, OTHER THAN THOSE EXPRESSLY DESCRIBED ABOVE SHALL APPLY. DISTRIBUTOR FURTHER DISCLAIMS ALL WARRANTIES AFTER THE EXPRESS WARRANTY PERIOD STATED ABOVE. NO OTHER EXPRESS WARRANTY OR GUARANTY GIVEN BY ANY PERSON, FIRM OR ENTITY WITH RESPECT TO THE PRODUCT SHALL BE BINDING ON DISTRIBUTOR. REPAIR, REPLACEMENT, OR REFUND OF THE ORIGINAL PURCHASE PRICE - AT DISTRIBUTOR'S SOLE DISCRETION -ARE THE EXCLUSIVE REMEDIES OF THE CONSUMER. IN NO EVENT WILL DISTRIBUTOR, ITS MANUFACTURERS, OR SAKAR INT. BE LIABLE FOR ANY INCIDENTAL, DIRECT, INDIRECT, SPECIAL, PUNITIVE OR CONSEQUENTIAL DAMAGES (SUCH AS, BUT NOT LIMITED TO, DAMAGES FOR LOSS OF PROFITS, BUSINESS, SAVINGS, DATA OR RECORDS) CAUSED BY THE USE, MISUSE OR INABILITY TO USE THE PRODUCT. EXCEPT AS STATED HEREIN, NO OTHER WARRANTIES SHALL APPLY. NOTWITHSTANDING THE FOREGOING, CONSUMER'S RECOVERY AGAINST DISTRIBUTOR SHALL NOT EXCEED THE PURCHASE PRICE OF THE PRODUCT SOLD BY DISTRIBUTOR. THIS WARRANTY SHALL NOT EXTEND TO ANYONE OTHER THAN THE ORIGINAL CONSUMER WHO PURCHASED THE PRODUCT AND IS NOT TRANSFERABLE.

Some countries, states or provinces do not allow the exclusion or limitation of incidental or consequential damages or allow limitations on warranties, so limitation or exclusions may not apply to you. This warranty gives you specific legal rights, and you may have other rights that vary from state to state or province to province. Contact your authorized retailer to determine if another warranty applies. This product is manufactured, distributed and sold by SAKAR International, Inc. All other trademarks are the property of the respective owner, who has not sponsored, endorsed or approved this product.

JUST LISTEN.

Altec Lansing
195 Carter Drive
Edison, NJ 08817

The Bluetooth® word mark and logos are registered trademarks owned by the Bluetooth SIG, Inc. and use of such marks by AL Infinity, LLC is under license. Other trademarks and trade names are those of their respective owners.