Honeywell
HOWARD LEIGHT

VERISHIELD - VS 321

User instructions

Hearing Protection Headset
VS321

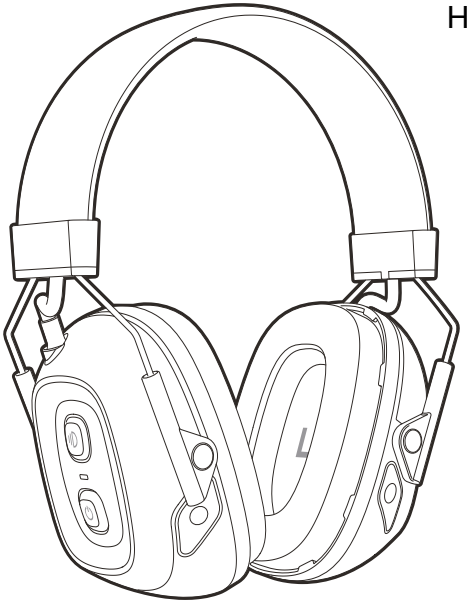

User instructions	EN
Mode d'emploi	FR
Instrucciones de uso	ES

Bluetooth® BC

VERISHIELD - VS 321

(A) BATTERY REPLACEMENT AND CHARGING

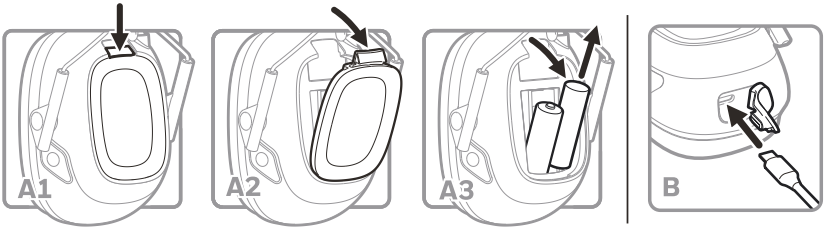

BATTERY STATUS		
Battery level	100-10%	10-0%
LED [C8] colour	GREEN *A4	RED *A5

BATTERY CHARGING WITH USB CABLE	
LED [C4]	Status
RED (blinking)	Charging in progress
GREEN	Charged, ready to use

(B) WEARING INSTRUCTIONS



(C) OPERATING THE HEADSET - HEADSET CONTROLS

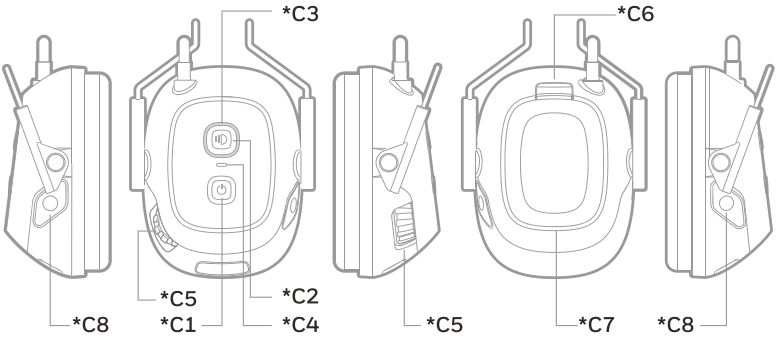

(D) TEST RESULTS AND TECHNICAL DATA

TESTED ACCORDING TO ANSI S3.19-1974

Frequency, Hz *D1	125	250	500	1000	2000	3150	4000	6300	8000	NRR x dB
Mean Attenuation, dB *D2	x	x	xx	x	x	x	x	x	x	Canada Class xx
Standard Deviation, dB *D3	x	x	x	x	x	x	x	x	x	

Headband Force: Small = XX N, Medium = XX N, Large = XX N ***D5**

TESTED ACCORDING TO AS/NZS 1270:2002

Frequency, Hz *D1	125	250	500	1000	2000	4000	8000	SLC_{80} xx dB
Mean Attenuation, dB *D2	x	x	x	x	x	x	x	Class xx
Standard Deviation, dB *D3	x	x	x	x	x	x	x	
Assumed Protection, dB *D4	x	x	x	x	x	x	x	

Headband Force: Small = XX N, Medium = XX N, Large = XX N ***D5**

FIGURE A-1 ELECTRICAL INPUT LEVEL / USAGE TIME

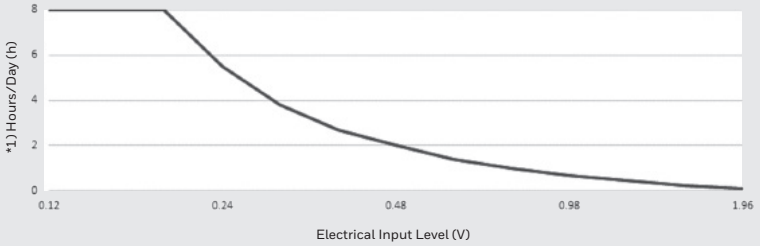

PRODUCT DESCRIPTION: Hearing Protection Headset

PRODUCT NUMBER:

The VeriShield VS 321 headset is an over-the-ear hearing protector with built-in personal sound exposure monitoring. The headset combines a high level of noise reduction with sound amplification to allow workers to be aware of their surroundings, hear warning signals and alerts while still being protected.

It also enable Bluetooth for connecting wirelessly to Bluetooth enabled devices, such as a mobile phone and industrial communication radios.

The wearer should check correct operation before use. If failure is detected, the wearer should stop using the product and refer to Honeywell's advice for maintenance and replacement of battery.

Following features are available in the headset:

- Calibration of the dose microphones
- Fit Test, to evaluate the attenuation performance
- Dose, pick up and measurement of personal noise exposure.

Detailed description of how they work can be found at www.honeywellsafety/xxxxxx or in the Noise app that can be downloaded from xxxxx.

(A) BATTERY REPLACEMENT

See **A1-A3 Battery replacement** on how to replace batteries. Battery type required are 2AA, 1.5V cells. A recurring low battery warning is heard every 60 seconds during the last 1 hour remaining battery life time.
LED ***C4** Colour: ***A4** GREEN, ***A5** RED

CHARGING INSTRUCTIONS

1 Make sure batteries are correctly placed in the earmuff – see section A.

2 Plug the charger into an USB-C outlet on the bottom of the earmuff.

WARNING! Ensure to fit batteries with correct polarity. Do not mix battery manufacturers or old with new or rechargeable with non-rechargeable batteries.

WARNING! Performance may deteriorate with battery usage. Battery lifetime will depend on battery vendor and quality, temperature and activated modes. Typical expected period of continuous use: Only hear-through active - approximately -- hours. Bluetooth active - approximately --hours.

(B) WEARING INSTRUCTIONS

1 Place the ear cups over the outer ear (picture A).

2 Adjust the fitting by sliding the headband up or down while holding the ear cup. (picture B).

3 The ear cushions should seal firmly against the head (picture C - D).

- For best results, remove all hair under the cushion.
- Noise reduction will be adversely effected by anything that impairs the seal of the earmuff cushions against the head, such as thick spectacle frames, balaclavas, etc. (picture E - F).

IMPORTANT USER INFORMATION

1 The earmuffs should be fitted, adjusted and maintained in accordance with the instructions.

2 The earmuffs should be worn at all times in noisy surroundings

3 The earmuffs should be regularly inspected for serviceability.

4 The earmuffs can be cleaned with soap and warm water. They should not be dipped into water.

5 Earmuffs and, in particular, cushions may deteriorate with use and should be examined at frequent intervals for cracking and leakage. To replace ear cushions, pull off the old ones and snap the new ones into place. To order new ear cushions, please see hygiene kit information.

6 The fitting of hygiene covers to the cushions may affect the acoustic performance of the earmuffs.

7 Before and after use, store in a dry, cool place. The temperature should not exceed +50˚C.

8 This product may be adversely affected by certain chemical substances. Further information should be sought from the manufacturer.

9 All Honeywell thermoplastic hearing protection products will remain in good condition with regard to shelf life while the product is stored in a warehouse under controlled conditions.
For Earmuffs: Humidity less than 80%, Temperature 0˚C to 50˚C.

(C) OPERATING THE HEADSET - GETTING STARTED

HEADSET CONTROLS			
C1	Power Button	**C5**	Hear-Through Volume
C2	Dose Button	**C6**	Battery latch
C3	Dose Status Indicator	**C7**	Battery lid
C4	System Status Indicator	**C8**	Microphone Covers

GETTING STARTED			
Power On/Off	Hold ***C1** for 2s		Audio Tone
Adjust hear-through volume	Rotate dial ****C5**		Volume increase /decrease

DOSE MONITORING			
Dose safe (0-85%)			***C3** blinks green
Dose warning (85%-100%)			***C3** blinks orange + Warning tone
Dose Alarm (Above 100%)			***C3** blinks red + Warning tone
Reset Dose	Hold ***C2** for 5s		On success, ***C3** double flashes green + audio tone
Silence Dose Alarm	Press ***C2**		***C3** flashes red and stops. Alarm stops

FIT TEST			
Perform Fit test	Double press ***C2**		Repeated audio tone
Fit test result: Good fit			Positive audio tone
Fit test result: Poor fit			Negative audio tone

CALIBRATION		
Calibration in progress		***C3** Blinking Green
Calibration Complete		***C3** Solid Green

MAINTENANCE			
Factory reset			
Recovery mode			

PAIR WITH BLUETOOTH DEVICE

The headset is in Bluetooth pairing mode when powered on. Enable Bluetooth on your mobile device and ensure that the mobile device is within 10m of the headset. Next time the headset is turned ON, it will try to automatically pair with the last paired device.

BLUETOOTH CONNECTIVITY			
First time pairing	Open app and follow onscreen instructions		
Finding a headset	Initiate from app		***C4** blinks blue and times out at 30s
Confirm a connected headset	Press ***C1** Once		***C4** solid blue + Audio tone

(D) TEST RESULTS AND TECHNICAL DATA

Over-the-head headband earmuff.

Material of headband: Steel, textile and polyurethane.

Material of ear cushion: PVC and polyurethane.

Weight: xxx g (without batteries).

Hygiene Kit and replacement parts: Contact your distributor or sales representative

PATENTS

Patents pending. For patent information, see http://www.honeywellaidc.com/patents

ATTENUATION DATA

Verishield is tested and approved in accordance with ANSI S3.19-1974 Standard at Michael & Associates Inc., USA. Verishield Attenuation Data according to American National Standards Institute Specifications ANSI S3.19-1974 (in passive mode, electronics switched off)

The level of noise entering a person's ear, when hearing protection is worn as directed, is closely approximated by the difference between the A-weighted environmental level and the NRR.

AUDIO INPUT LEVELS

The audio levels in the earphones are dependent on the audio input level. To prevent harmful noise levels in the earphones, never exceed the values and usage described in Figure A:1. Mean/average level of electrical input. Maximum permitted audio input level for 8 hours of usage time, compressed speech and music is xxx mV, see Figure A:1, page 2.

TEST RESULTS AND TECHNICAL DATA

TESTED ACCORDING ANSI , AS/NZ

*D1) Frequency, Hz, *D2) Mean Attenuation, dB, *D3) Standard Deviation, dB, *D4) Mean-minus standard deviation, dB. *D5) Headband Force.

EXAMPLE:

1. The environmental noise level at the ear is xx dB (A).

2. The NRR is xx decibels (dB).

3. The level of noise entering the ear is approximately equal to xx dB (A).

CAUTION: For noise environments dominated by frequencies below 500 Hz, the C-weighted environmental noise level should be used. Improper fit of this device will reduce its effectiveness in attenuating noise. Although hearing protectors can be recommended for protection against the harmful effects of impulse noise, the Noise Reduction Rating (NRR) is based on the attenuation of continuous noise and may not be an accurate indicator of the protection attainable against impulse noise, such as gunfire. Constant or repetitive exposure to impulsive noise may lead to serious injury, including temporary or permanent deafness. The Noise Reduction Rating (NRR) calculated from the attenuation data is xx dB. Earmuffs must be properly fitted to attenuate noise effectively. Refer to instructions.

NOTE: The Noise Reduction Rating is derived from testing procedures at an independent laboratory and in accordance to acceptable A.N.S.I. standards. Actual noise reduction can vary from laboratory results as labelled. Protection is maximized when: proper protector is selected for application, a good training program is utilized and proper fitting techniques are followed.

ELECTRICAL INPUT / USAGE TIME - FIG. A:1

Hours of usage/day Heures d'utilisation par jour, Horas de uso/día *1)

Maximum permitted audio input level for 8 hours of usage time, compressed speech and music xxx mV.

FCC / IC STATEMENTS

FCC ID: 2AOLGVS321, IC: 23294-VS321

COMPLIANCE STATEMENT

VS321 complies with Part 15 of the FCC Rules and Industry Canada License-exempt RSS standard(s). Operation is subject to the following two conditions:

1. This device may not cause harmful interference, and
2. This device must accept any interference received, including interference that may cause undesired operation.

DÉCLARATION DE CONFORMITÉ

VS321 est conforme aux pertie 15 Règles FCC et aux CNR d'Industrie Canada applicables aux appareils radio exempts de licence. L'exploitation est autorisée aux deux conditions suivantes :

1. l'appareil ne doit pas produire de brouillage,
2. l'appareil doit accepter tout brouillage radioélectrique subi, même si le brouillage est susceptible d'en compromettre le fonctionnement.

⚠ WARNING

Changes or modifications not expressly approved by the party responsible for compliance could void the user's authority to operate the equipment.

⚠ ATTENTION

Toute transformation ou modification non expressément autorisées par l'autorité responsable de l'appareil pourraient faire perdre à l'utilisateur son droit à utiliser cet équipement.

INTERFERENCE STATEMENT

This equipment has been tested and found to comply with the limits for a Class B digital device, pursuant to Part 15 of the FCC Rules and Industry Canada License-exempt RSS standard(s). These limits are designed to provide reasonable protection against harmful interference in a residential installation. This equipment generates uses and can radiate radio frequency energy and, if not installed and used in accordance with the instructions, may cause harmful interference to radio communications. However, there is no guarantee that interference will not occur in a particular installation. If this equipment does cause harmful interference to radio or television reception, which can be determined by turning the equipment off and on, the user is encouraged to try to correct the interference by one of the following measures:

- Reorient or relocate the receiving antenna.
- Increase the separation between the equipment and receiver.
- Connect the equipment into an outlet on a circuit different from that to which the receiver is connected.
- Consult the dealer or an experienced radio/TV technician for help

INTERFACE STATEMENT FR TRANSLATION

Cet équipement a été testé et déclaré conforme aux limites imposées aux appareils numériques de classe B, en vertu de la section 15 des réglementations de la FCC et des normes RSS exemptes de licence d'Industrie Canada. Ces limites sont conçues pour fournir une protection raisonnable contre les interférences nuisibles dans une installation résidentielle. Cet équipement génère, utilise et peut émettre des fréquences radio et, s' il n' est pas installé et utilisé conformément aux instructions, il peut causer des interférences nuisibles aux communications radio. Cependant, rien ne garantit que des interférences ne se produiront pas dans une installation particulière. Si cet équipement provoque des interférences nuisibles avec la réception de radio ou de télévision, ce qui peut être déterminé en éteignant et en allumant l'équipement, l'utilisateur est invité à tenter de corriger l'interférence en appliquant l'une des mesures suivantes:

- Réorientez ou déplacez l' antenne de réception.
- Augmentez la distance entre l'équipement et le récepteur.
- Connectez l' équipement à une prise d' un circuit différent de celui auquel le récepteur est connecté.
- Consultez le revendeur ou un technicien expé rimenté en radio / té lé vision pour *obtenir de l'aide.*

MPE (SAR) CALCULATION

This device contains radio transmitters and has been designed, and tested to meet the FCC and Industry Canada License-exempt RSS standard(s) for RF exposure and Specific Absorption Rate.

To ensure that your exposure to RF energy generated by the radio transmitters does not exceed the exposure limits set forth by these guidelines, the device must be used in accordance with the supplied User Instructions.

MPE (SAR) CALCULATION

Cet appareil contient des émetteurs radio. Il a été conçu et testé pour respecter les normes RSS de la FCC et d'Industrie Canada, exemptes de licence, concernant l'exposition aux RF et le débit d'absorption spécifique.
Pour vous assurer que votre exposition à l'énergie RF générée par les émetteurs radio ne dépasse pas les limites d'exposition définies par ces consignes, l'appareil doit être utilisé conformément au mode d'emploi fourni.

EN WARRANTY: This product is covered by a one year warranty against defects in material and workmanship. The warranty does not cover included batteries and damage caused by misuse, abuse or unauthorized modifications. Any attempt to modify or disassemble the product will void the warranty.

EN DISCLAIMER: If the recommendations and directions mentioned in this user manual are not followed, the protection and function afforded by the earmuffs may be severely impaired. This may cause consequences for the user for which Honeywell Safety Products USA, Inc. shall not be responsible. Honeywell Safety Products USA, Inc. does not represent or warrant that the Product is compatible with any specific third party hardware or software other than as expressly specified by Honeywell and further does not represent or warrant that any type of warning signals including communication with other people in the surroundings can be heard and understood by the wearer of this hearing protector. The sound characteristics of the warning signals as well as of the background noise, can vary in different situations. Any attempt to modify or disassemble the product may impact noise attenuation and product functionality. Honeywell further inform the Customer that Voice communication over Bluetooth Hands Free and Headset Profile is not considered secure and can potentially be monitored by a third party within the Bluetooth radio coverage range. Customer understands and warrants that Customer has the responsibility to implement and maintain reasonable and appropriate security measures relating to the Product, the information used, and the network environment. This obligation includes complying with applicable security, cybersecurity standards, and best practices. Honeywell shall not be liable for damages caused by a Security or Cybersecurity Event resulting from Customer's failure to maintain reasonable and appropriate security measures. Customer is responsible for all such damages.

ES RECLAMACIÓN: La inobservancia de las recomendaciones y de las instrucciones indicadas en este Manual de uso la protección y el funcionamiento ofrecidos por las orejeras pueden verse perjudicados seriamente. Ello puede tener consecuencias negativas para el usuario, y de las cuales Honeywell Safety Products USA, Inc. no podrá considerarse responsable. Honeywell Safety Products USA, Inc. no declara o garantiza que el producto es compatible con otro hardware o software específicos de terceras partes, salvo el que se haya especificado expresamente por Honeywell y que, además, no representa o garantiza que cualquier tipo de señales de advertencia, inclusive la comunicación con otras personas de entorno pueda oírse y entenderse con el usuario de este protector auditivo. El sonido característico de las señales de advertencia así como del ruido de fondo puede variar según las situaciones. Si se intenta modificar o desmontar el producto, esto puede tener una influencia negativa en la atenuación sonora o en el funcionamiento del producto. Además, Honeywell quiere informar a los clientes que la comunicación por voz a través de las manos libres del Bluetooth y el perfil de los auriculares no debe considerarse segura del todo, por lo que puede ser monotorizada potencialmente por terceras partes dentro del rango de cobertura de la radio Bluetooth. El cliente comprende y garantiza que éste tiene la responsabilidad de implementar y mantener medidas de seguridad razonables y adecuadas para el producto, la información utilizada y el entorno de la red de trabajo. Dicho compromiso abarca también respetar la seguridad, las normas de la seguridad cibernética y las buenas prácticas. Honeywell no se hará responsables de aquellos daños causados por problemas de seguridad o de seguridad cibernética que sean causa de que el cliente no ha sabido tomar las medidas necesarias y mantener una seguridad razonable y adecuada. Este tipo de daños son siempre responsabilidad.

FR EXONÉRATION DE RESPONSABILITÉS : Si les recommandations et indications mentionnées dans ce mode d'emploi ne sont pas suivies, la protection et les fonctions procurées par les caches-oreilles peuvent être sérieusement altérées. L'utilisateur peut donc être sujet aux conséquences ultérieures afférentes, concernant lesquelles Honeywell Safety Products USA, Inc. ne sera pas responsable. Honeywell Safety Products USA, Inc. ne déclare ni ne garantit que le produit et du matériel ou un logiciel tiers spécifique soient compatibles, sauf indication expresse d'Honeywell, ni ne déclare ni ne garantit que tout type de signal d'avertissement, notamment toute communication avec d'autres personnes alentour, puisse être entendu et comprise par le porteur de ce protecteur auditif. Les caractéristiques sonores des signaux d'avertissement ainsi que du bruit de fond, peuvent varier en fonction des situations. Toute tentative de modifier ou de démonter le produit, peut influer sur l'atténuation du bruit et le bon fonctionnement du produit. Honeywell informe en outre le client que la communication vocale sur Bluetooth Hands Free et Headset Profile n'est pas considérés être sécurisée, et peut être surveillée par un tiers via la couverture radio Bluetooth. Le client sait et garantit qu'il est chargé de prendre des mesures de sécurité raisonnables concernant le produit, les informations utilisées et le réseau. Cette obligation concerne le respect des normes en vigueur en matière de sécurité, de cybersécurité et de principes communément acceptés. Honeywell ne pourra être tenue responsable de tout dégât causé par un problème de sécurité ou de cybersécurité, résultant du fait que le client n'ait pas pris les mesures de sécurité raisonnables. Le client est responsable de l'ensemble de ce type de dégâts.

EN The use of the WEEE Symbol indicates that this product may not be treated as Household waste. By ensuring this product is disposed of correctly, you will help protect the environment. For more detailed information about The recycling of this product, please contact your local authority, your household/industrial waste disposal service provider or the shop where you purchased the product.

ES El uso del símbolo RAEE (WEEE por sus siglas en inglés) indica que el producto no debe tratarse como residuos del hogar. Asegúrese de que este programa se desecha correctamente y de este modo le ayudará a proteger el entorno. Para obtener información detallada acerca del reciclaje de este producto, póngase en contacto con la administración local, con el proveedor de servicios de la recogida de residuos industriales/del hogar, o con el negocio donde haya comprado su producto.

FR L'utilisation du symbole WEEE indique que ce produit ne peut pas être traité à titre de déchets domestiques. En veillant à ce que ce produit soit correctement mis au rebut, vous contribuerez à l'écologie. Pour de plus amples informations sur le recyclage de ce produit, veuillez contactez les autorités locales, la compagnie de récupération et de traitement des déchets domestiques / industriels, ou le magasin qui vous a vendu le produit.

EN SPECIAL INTEREST GROUP (SIG, INC)

The Bluetooth® word mark and logos are registered trademarks owned by Bluetooth SIG, Inc. and any use of such marks by Honeywell Safety Products USA, Inc. is under license. Other trademarks and trade names are those of their respective owners.

ES GRUPO CON INTERESES ESPECIALES (SIG, INC)

La marca denominativa Bluetooth® y su logotipo son marcas registradas propiedad de Bluetooth SIG, Inc. Cualquier uso que Honeywell Safety Products USA, Inc. haga de dichas marcas, siempre lo hace con licencia. Otras marcas y nombre comerciales son propiedad de sus propietarios.

FR SPECIAL INTEREST GROUP (SIG, INC)

La marque Bluetooth® et les logos sont des marques déposées et sont détenus par Bluetooth SIG, Inc. et l'utilisation de ces marques par Honeywell Safety Products USA, Inc. est sous licence. Les autres marques et noms commerciaux sont détenus par leurs propriétaires respectifs.

MANUFACTURER

Honeywell Safety Products USA, Inc.
7828 Waterville Road, San Diego, CA92154
(800)430-5490
www.honeywellsafety.com

SUPPORT & CONTACT

UNITED STATES
7828 Waterville Road
San Diego, CA 92154 USA
T 1 800 430 5490

Document number: 23426-4040-181009

© All rights reserved.

Honeywell
HOWARD LEIGHT