TEST REPORT

APPLICANT	:	Shanghai BroadMobi Communication Technology Co., Ltd.
PRODUCT NAME	:	RX50
MODEL NAME	:	RX50
BRAND NAME	:	BroadMobi
FCC ID	:	2AON8RX50
STANDARD(S)	:	47 CFR Part 2 47 CFR Part 27
RECEIPT DATE	:	2022-11-26
TEST DATE	:	2022-11-26 to 2022-12-30
ISSUE DATE	:	2023-01-17

Edited by: Li Huaijie (Rapporteur)

Approved by: Shen Junsheng(Supervisor)

NOTE: This document is issued by Shenzhen Morlab Communication Technology Co., Ltd., the test report shall not be reproduced except in full without prior written permission of the company. The test results apply only to the particular sample(s) tested and to the specific tests carried out which is available on request for validation and information confirmed at our website.

DIRECTORY

1. Technical Information ····· 3
1.1. Applicant and Manufacturer Information ····· 3
1.2. Equipment Under Test (EUT) Description ····· 3
1.3. Maximum ERP/EIRP and Emission Designator ····· 4
1.4. Test Standards and Results ····· 5
1.5. Environmental Conditions ····· 7
2. 47 CFR Part 2and Part 27 Requirements ····· 8
2.1. Transmitter Conducted Output Power And ERP/EIRP ····· 8
2.2. Occupied Bandwidth ····· 11
2.3. Frequency Stability ····· 35
2.4. Peak to Average Ratio ····· 37
2.5. Conducted Spurious Emissions ····· 49
2.6. Band Edge ····· 62
2.7. Radiated Spurious Emissions ····· 69
Annex A Test Uncertainty ····· 84
Annex B Testing Laboratory Information ····· 85

Change History		
Version	Date	Reason for change
1.0	2023-01-17	First edition

1. Technical Information

Note: Provide by applicant.

1.1. Applicant and Manufacturer Information

Applicant:	Shanghai BroadMobi Communication Technology Co., Ltd.
Applicant Address:	15F,Building 9,No. 99,Tianzhou Rd.,Xuhui District, Shanghai
Manufacturer:	Shanghai BroadMobi Communication Technology Co., Ltd.
ManufacturerAddress:	15F,Building 9,No. 99,Tianzhou Rd.,Xuhui District, Shanghai

1.2. Equipment Under Test (EUT) Description

Product Name:	RX50	
Hardware Version:	RX50A_MB_V4.0	
Software Version:	1.01	
IMEI:	869601017724370	
Modulation Type:	DFT-s-OFDM	PI/2 BPSK, QPSK, 16QAM,64QAM,256QAM
	CP-OFDM	QPSK, 16QAM,64QAM,256QAM
SA Band:	n66	
Frequency Range:	n66	Tx: 1710MHz-1780MHz
		Rx: 2110MHz-2200MHz
Channel Bandwidth	n66	5MHz, 10MHz, 15MHz, 20MHz
Antenna Type:	Fixed Internal Antenna	
Antenna Gain:	n66	4.23dBi
Accessory Information:	**AC Adapter**	
	Brand Name:	GuRong Electronics
	Model No.:	GQ24-120200-AU
	Serial No.:	N/A
	Rated Input:	100-240V~1.5A, 50/60Hz
	Rated Output:	12V⎓2A
	Manufacturer	DONGGUAN GANGQI ELECTRONIC CO.,LTD

Note 1: For a more detailed description, please refer to Specification or User's Manual supplied by the applicant and/or manufacturer.

1.3. Maximum ERP/EIRP and Emission Designator

n66						
Bandwidth (MHz)	Modulation	Conducted Average (dBm)	EIRP Average (dBm)	EIRP Average (W)	99% BW (kHz)	Emission Designator
5	PI/2 BPSK	/	/	/	4450	4M45G7D
	QPSK	25.30	29.53	0.897	4495	4M50G7D
	16QAM	/	/	/	4492	4M49W7D
	64QAM	/	/	/	4457	4M46W7D
	256QAM	/	/	/	4443	4M44W7D
10	PI/2 BPSK	/	/	/	8935	8M94G7D
	QPSK	25.12	29.35	0.861	8973	8M97G7D
	16QAM	/	/	/	8899	8M90W7D
	64QAM	/	/	/	8993	8M99W7D
	256QAM	/	/	/	8990	8M99W7D
15	PI/2 BPSK	/	/	/	13569	13M6G7D
	QPSK	25.44	29.67	0.927	13537	13M5G7D
	16QAM	/	/	/	13388	13M4W7D
	64QAM	/	/	/	13549	13M5W7D
	256QAM	/	/	/	13486	13M5W7D
20	PI/2 BPSK	25.49	29.72	0.938	18160	18M2G7D
	QPSK	25.52	29.75	0.944	18048	18M0G7D
	16QAM	25.48	29.71	0.935	18081	18M1W7D
	64QAM	24.20	28.43	0.697	17959	18M0W7D
	256QAM	21.65	25.88	0.387	17994	18M0W7D

1.4. Test Standards and Results

The objective of the report is to perform testing according to Part 2 and Part27 for the EUT FCC ID Certification:

No	Identity	Document Title
1	47 CFR Part 2	Frequency Allocations and Radio Treaty Matters; General Rules and Regulations
2	47 CFR Part 27	Miscellaneous Wireless Communications Services

Test detailed items/section required by FCC rules and results are as below:

Section	Description	Test Date	Test Engineer	Result	Method Determination /Remark
2.1046, 27.50(d)(4)	Transmitter Conducted Output Power and ERP/EIRP	2022/12/06	Li Huaijie	PASS	No deviation
2.1049	Occupied Bandwidth	2022/11/27-2022/12/25	Li Huaijie	PASS	No deviation
2.1055 27.54	Frequency Stability	2022/12/30	Li Huaijie	PASS	No deviation
27.50(d)(5)	Peak to Average Radio	2022/12/25	Li Huaijie	PASS	No deviation
2.1051, 27.53(h)	Conducted Spurious Emissions	2022/11/27	Li Huaijie	PASS	No deviation
2.1051, 27.53(h)	Band Edge	2022/11/26-2022/12/25	Li Huaijie	PASS	No deviation
2.1051, 27.53(h)	Radiated Spurious Emissions	2022/12/30	Gao Jianrou	PASS	No deviation

Note 1: The tests were performed according to the method of measurements prescribed in KDB971168 D01 v03 and ANSI/TIA-603-E-2016.

Note 2: The path loss during the RF test is calibrated to correct the results by the offset setting in the test equipment. The ref offset 5.5dB contains two parts that cable loss 5.5dB.

Note 3: When the test result is a critical value, we will use the measurement uncertainty give the judgment result based on the 95% confidence intervals.

1.5. Environmental Conditions

During the measurement, the environmental conditions were within the listed ranges:

Temperature (°C):	15 - 35
Relative Humidity (%):	30 -60
Atmospheric Pressure (kPa):	86-106

2. 47 CFR Part 2and Part 27 Requirements

2.1. Transmitter Conducted Output Power And ERP/EIRP

2.1.1.Requirement

According to FCC section 2.1046(a), for transmitters other than single sideband, independent sideband and controlled carrier radiotelephone, power output shall be measured at the RF output terminals when the transmitter is adjusted in accordance with the tune-up procedure to give the values of current and voltage on the circuit elements specified in FCC section 2.1033(c)(8).

According to FCC section 27.50 (d)(4) for n66, mobile, and portable (hand-held) stations operating in the 1710-1755 MHz band and mobile and portable stations operating in the 1695-1710 MHz and 1755-1780 MHz bands are limited to 1 watt EIRP.

2.1.2.Test Description

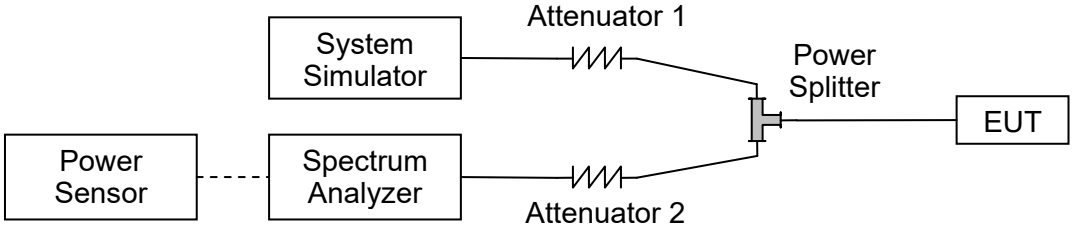

The EUT is coupled to the Spectrum Analyzer (SA) and the System Simulator (SS) with Attenuators through the Power Splitter; the RF load attached to the EUT antenna terminal is 50Ohm; the path loss as the factor is calibrated to correct the reading. The EUT is commanded by the SS to operate at the maximum output power. A call is established between the EUT and the SS.

2.1.3.Test procedure

KDB 971168 D01v03 Section 5.2 and ANSI/TIA-603-E-2016.

EIRP (dBm) = Conducted Output Power (dBm) + Antenna Gain (dBi)

ERP (dBm) = EIPR (dBm) - 2.15

2.1.4.Conducted Output Power:

n66 (1710 ~ 1780 MHz)						
BW [MHz]	Modulation	RB Size	RB Offset	Low Channel	Middle Channel	High Channel
Channel				344000	349000	354000
Frequency (MHz)				1720	1745	1770
20	DFT-s-OFDM PI/2 BPSK	1	1	25.21	25.04	25.49
20		1	53	24.69	24.99	25.13
20		1	104	24.82	25.32	25.26
20		53	1	25.14	25.03	25.41
20		53	26	25.05	25.01	25.38
20		53	52	24.79	24.98	25.14
20		106	0	24.10	24.16	24.32
20	DFT-s-OFDM QPSK	1	1	25.26	25.22	25.52
20		1	53	25.01	25.06	25.40
20		1	104	25.31	25.22	25.33
20		53	1	25.24	25.10	25.46
20		53	26	25.15	25.28	25.51
20		53	52	25.03	25.18	25.38
20		106	0	24.24	24.34	24.47
20	DFT-s-OFDM 16QAM	1	1	24.77	24.69	25.48
20	DFT-s-OFDM 64QAM	1	1	23.86	23.93	24.20
20	DFT-s-OFDM 256QAM	1	1	21.40	21.39	21.65
Channel				343500	349000	354500
Frequency (MHz)				1717.5	1745	1772.5
15	DFT-s-OFDM QPSK	1	1	25.26	25.13	25.44
Channel				343000	349000	355000
Frequency (MHz)				1715	1745	1775
10	DFT-s-OFDM QPSK	1	1	25.12	25.10	24.74
Channel				342500	349000	355500
Frequency (MHz)				1712.5	1745	1777.5
5	DFT-s-OFDM QPSK	1	1	25.13	25.25	25.30
Channel				344000	349000	354000
Frequency (MHz)				1720	1745	1770
20	CP-OFDM QPSK	1	1	24.09	24.13	25.00
20	CP-OFDM 16QAM	1	1	23.68	23.97	24.59

20	CP-OFDM 64QAM	1	1	22.99	22.67	23.34
20	CP-OFDM 256QAM	1	1	19.39	19.31	19.67

2.2. Occupied Bandwidth

2.2.1.Requirement

According to FCC section 2.1049, the occupied bandwidth is the frequency bandwidth such that, below its lower and above its upper frequency limits, the mean powers radiated are each equal to 0.5 percent of the total mean power radiated by a given emission. Occupied bandwidth is also known as the 99% emission bandwidth.

2.2.2.Test Description

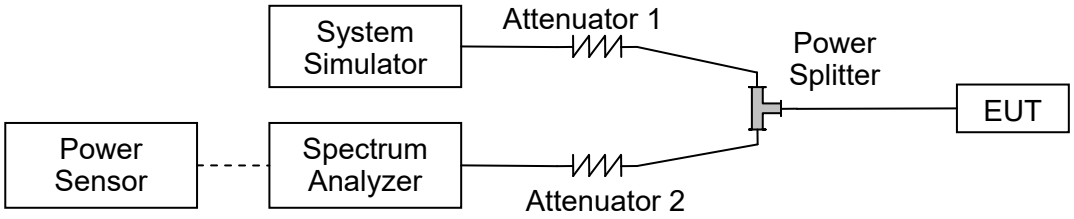

The EUT is coupled to the Spectrum Analyzer (SA) and the System Simulator (SS) with Attenuators through the Power Splitter; the RF load attached to the EUT antenna terminal is 50Ohm; the path loss as the factor is calibrated to correct the reading. The EUT is commanded by the SS to operate at the maximum output power. A call is established between the EUT and the SS.

2.2.3.Test procedure

KDB 971168 D01v03 Section 4.1 and ANSI/TIA-603-E-2016.

2.2.4.Test Result

NR Band	SCS (kHz)	Bandwidth (MHz)	Arfcn	Freq (MHz)	Modulation	RB	OBW (MHz)	26dB OBW (MHz)
66	15	5	422500	1712.5	DFT-s-OFDM PI/2 BPSK	25@0	4.4498	4.744
66	15	5	422500	1712.5	DFT-s-OFDM QPSK	25@0	4.4952	4.633
66	15	5	422500	1712.5	DFT-s-OFDM 16 QAM	25@0	4.4835	4.609
66	15	5	422500	1712.5	DFT-s-OFDM 64 QAM	25@0	4.4566	4.639
66	15	5	422500	1712.5	DFT-s-OFDM 256 QAM	25@0	4.4426	4.571
66	15	5	422500	1712.5	CP-OFDM QPSK	25@0	4.4261	4.579
66	15	5	422500	1712.5	CP-OFDM 16 QAM	25@0	4.4043	4.565
66	15	5	422500	1712.5	CP-OFDM 64 QAM	25@0	4.4754	4.911
66	15	5	422500	1712.5	CP-OFDM 256 QAM	25@0	4.4108	4.557
66	15	5	429000	1745.0	DFT-s-OFDM PI/2 BPSK	25@0	4.4318	4.556
66	15	5	429000	1745.0	DFT-s-OFDM QPSK	25@0	4.4928	4.608
66	15	5	429000	1745.0	DFT-s-OFDM 16 QAM	25@0	4.4483	4.563
66	15	5	429000	1745.0	DFT-s-OFDM 64 QAM	25@0	4.4562	4.603
66	15	5	429000	1745.0	DFT-s-OFDM 256 QAM	25@0	4.4372	4.619
66	15	5	429000	1745.0	CP-OFDM QPSK	25@0	4.4968	4.612
66	15	5	429000	1745.0	CP-OFDM 16 QAM	25@0	4.4343	4.584
66	15	5	429000	1745.0	CP-OFDM 64 QAM	25@0	4.4633	4.613
66	15	5	429000	1745.0	CP-OFDM 256 QAM	25@0	4.386	4.543
66	15	5	435500	1777.5	DFT-s-OFDM PI/2 BPSK	25@0	4.4449	4.612
66	15	5	435500	1777.5	DFT-s-OFDM QPSK	25@0	4.4636	4.596
66	15	5	435500	1777.5	DFT-s-OFDM 16 QAM	25@0	4.4918	4.622
66	15	5	435500	1777.5	DFT-s-OFDM 64 QAM	25@0	4.4489	4.783
66	15	5	435500	1777.5	DFT-s-OFDM 256 QAM	25@0	4.4127	4.554

66	15	5	435500	1777.5	CP-OFDM QPSK	25@0	4.4470	4.565
66	15	5	435500	1777.5	CP-OFDM 16 QAM	25@0	4.4992	4.606
66	15	5	435500	1777.5	CP-OFDM 64 QAM	25@0	4.4464	4.572
66	15	5	435500	1777.5	CP-OFDM 256 QAM	25@0	4.4029	4.559
66	15	10	423000	1715.0	DFT-s-OFDM PI/2 BPSK	50@0	8.8900	9.479
66	15	10	423000	1715.0	DFT-s-OFDM QPSK	50@0	8.9732	9.254
66	15	10	423000	1715.0	DFT-s-OFDM 16 QAM	50@0	8.8992	9.562
66	15	10	423000	1715.0	DFT-s-OFDM 64 QAM	50@0	8.9771	9.119
66	15	10	423000	1715.0	DFT-s-OFDM 256 QAM	50@0	8.9086	9.143
66	15	10	423000	1715.0	CP-OFDM QPSK	52@0	9.3799	9.615
66	15	10	423000	1715.0	CP-OFDM 16 QAM	52@0	9.2739	9.665
66	15	10	423000	1715.0	CP-OFDM 64 QAM	52@0	9.2478	9.507
66	15	10	423000	1715.0	CP-OFDM 256 QAM	52@0	9.1729	9.497
66	15	10	429000	1745.0	DFT-s-OFDM PI/2 BPSK	50@0	8.9352	9.216
66	15	10	429000	1745.0	DFT-s-OFDM QPSK	50@0	8.8171	9.121
66	15	10	429000	1745.0	DFT-s-OFDM 16 QAM	50@0	8.8688	9.162
66	15	10	429000	1745.0	DFT-s-OFDM 64 QAM	50@0	8.9931	9.228
66	15	10	429000	1745.0	DFT-s-OFDM 256 QAM	50@0	8.9195	9.140
66	15	10	429000	1745.0	CP-OFDM QPSK	52@0	9.1807	9.45
66	15	10	429000	1745.0	CP-OFDM 16 QAM	52@0	9.1327	9.449
66	15	10	429000	1745.0	CP-OFDM 64 QAM	52@0	9.3514	9.566
66	15	10	429000	1745.0	CP-OFDM 256 QAM	52@0	9.2642	9.530
66	15	10	435000	1775.0	DFT-s-OFDM PI/2 BPSK	50@0	8.9307	9.410
66	15	10	435000	1775.0	DFT-s-OFDM QPSK	50@0	8.7588	9.159
66	15	10	435000	1775.0	DFT-s-OFDM 16 QAM	50@0	8.8372	9.183

66	15	10	435000	1775.0	DFT-s-OFDM 64 QAM	50@0	8.8041	9.097
66	15	10	435000	1775.0	DFT-s-OFDM 256 QAM	50@0	8.9902	9.253
66	15	10	435000	1775.0	CP-OFDM QPSK	52@0	9.2906	9.563
66	15	10	435000	1775.0	CP-OFDM 16 QAM	52@0	9.2034	9.515
66	15	10	435000	1775.0	CP-OFDM 64 QAM	52@0	9.2647	9.555
66	15	10	435000	1775.0	CP-OFDM 256 QAM	52@0	9.2960	9.550
66	15	15	423500	1717.5	DFT-s-OFDM PI/2 BPSK	75@0	13.569	13.85
66	15	15	423500	1717.5	DFT-s-OFDM QPSK	75@0	13.537	13.81
66	15	15	423500	1717.5	DFT-s-OFDM 16 QAM	75@0	13.380	14.20
66	15	15	423500	1717.5	DFT-s-OFDM 64 QAM	75@0	13.514	13.85
66	15	15	423500	1717.5	DFT-s-OFDM 256 QAM	75@0	13.355	13.73
66	15	15	423500	1717.5	CP-OFDM QPSK	79@0	14.237	14.50
66	15	15	423500	1717.5	CP-OFDM 16 QAM	79@0	13.914	14.42
66	15	15	423500	1717.5	CP-OFDM 64 QAM	79@0	14.060	14.41
66	15	15	423500	1717.5	CP-OFDM 256 QAM	79@0	14.178	14.47
66	15	15	429000	1745.0	DFT-s-OFDM PI/2 BPSK	75@0	13.254	13.66
66	15	15	429000	1745.0	DFT-s-OFDM QPSK	75@0	13.253	13.72
66	15	15	429000	1745.0	DFT-s-OFDM 16 QAM	75@0	13.367	13.73
66	15	15	429000	1745.0	DFT-s-OFDM 64 QAM	75@0	13.549	13.82
66	15	15	429000	1745.0	DFT-s-OFDM 256 QAM	75@0	13.409	13.82
66	15	15	429000	1745.0	CP-OFDM QPSK	79@0	14.209	14.58
66	15	15	429000	1745.0	CP-OFDM 16 QAM	79@0	14.081	14.46
66	15	15	429000	1745.0	CP-OFDM 64 QAM	79@0	14.075	14.54
66	15	15	429000	1745.0	CP-OFDM 256 QAM	79@0	14.024	14.40
66	15	15	434500	1772.5	DFT-s-OFDM PI/2 BPSK	75@0	13.496	13.84

66	15	15	434500	1772.5	DFT-s-OFDM QPSK	75@0	13.402	13.71
66	15	15	434500	1772.5	DFT-s-OFDM 16 QAM	75@0	13.388	13.80
66	15	15	434500	1772.5	DFT-s-OFDM 64 QAM	75@0	13.156	13.56
66	15	15	434500	1772.5	DFT-s-OFDM 256 QAM	75@0	13.486	13.87
66	15	15	434500	1772.5	CP-OFDM QPSK	79@0	14.157	14.44
66	15	15	434500	1772.5	CP-OFDM 16 QAM	79@0	14.251	14.57
66	15	15	434500	1772.5	CP-OFDM 64 QAM	79@0	14.276	14.55
66	15	15	434500	1772.5	CP-OFDM 256 QAM	79@0	14.032	14.40
66	15	20	424000	1720.0	DFT-s-OFDM PI/2 BPSK	100@0	18.160	18.53
66	15	20	424000	1720.0	DFT-s-OFDM QPSK	100@0	18.048	18.45
66	15	20	424000	1720.0	DFT-s-OFDM 16 QAM	100@0	18.081	18.46
66	15	20	424000	1720.0	DFT-s-OFDM 64 QAM	100@0	17.959	18.46
66	15	20	424000	1720.0	DFT-s-OFDM 256 QAM	100@0	17.955	18.47
66	15	20	424000	1720.0	CP-OFDM QPSK	106@0	18.941	19.78
66	15	20	424000	1720.0	CP-OFDM 16 QAM	106@0	19.094	19.47
66	15	20	424000	1720.0	CP-OFDM 64 QAM	106@0	18.932	19.59
66	15	20	424000	1720.0	CP-OFDM 256 QAM	106@0	18.900	19.48
66	15	20	429000	1745.0	DFT-s-OFDM PI/2 BPSK	100@0	17.911	18.33
66	15	20	429000	1745.0	DFT-s-OFDM QPSK	100@0	17.945	18.37
66	15	20	429000	1745.0	DFT-s-OFDM 16 QAM	100@0	18.018	18.4
66	15	20	429000	1745.0	DFT-s-OFDM 64 QAM	100@0	17.865	18.49
66	15	20	429000	1745.0	DFT-s-OFDM 256 QAM	100@0	17.994	18.39
66	15	20	429000	1745.0	CP-OFDM QPSK	106@0	19.004	19.50
66	15	20	429000	1745.0	CP-OFDM 16 QAM	106@0	18.973	19.50
66	15	20	429000	1745.0	CP-OFDM 64 QAM	106@0	18.962	19.59

66	15	20	429000	1745.0	CP-OFDM 256 QAM	106@0	18.931	19.55
66	15	20	434000	1770.0	DFT-s-OFDM PI/2 BPSK	100@0	17.823	18.69
66	15	20	434000	1770.0	DFT-s-OFDM QPSK	100@0	17.725	18.22
66	15	20	434000	1770.0	DFT-s-OFDM 16 QAM	100@0	17.799	18.27
66	15	20	434000	1770.0	DFT-s-OFDM 64 QAM	100@0	17.626	18.23
66	15	20	434000	1770.0	DFT-s-OFDM 256 QAM	100@0	17.760	18.30
66	15	20	434000	1770.0	CP-OFDM QPSK	106@0	18.850	19.48
66	15	20	434000	1770.0	CP-OFDM 16 QAM	106@0	19.130	19.48
66	15	20	434000	1770.0	CP-OFDM 64 QAM	106@0	19.094	19.48
66	15	20	434000	1770.0	CP-OFDM 256 QAM	106@0	18.686	19.16

N66(5M)_DFT-s-OFDM_PI_2-BPSK_Outer_Full_Low_CH

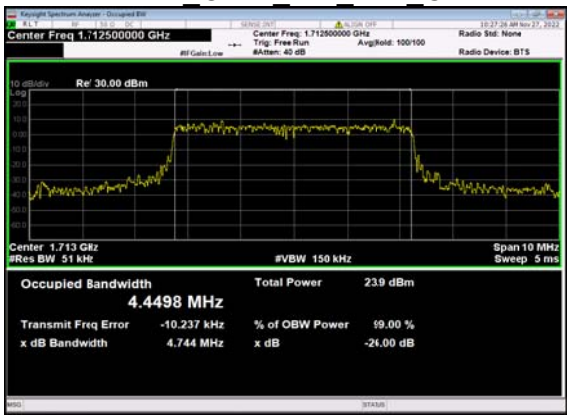

N66(5M)_DFT-s-OFDM_QPSK_Outer_Full_Low_CH

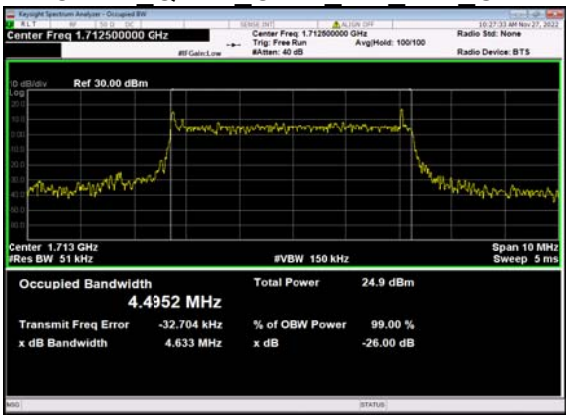

N66(5M)_DFT-s-OFDM_16 QAM_Outer_Full_Low_CH

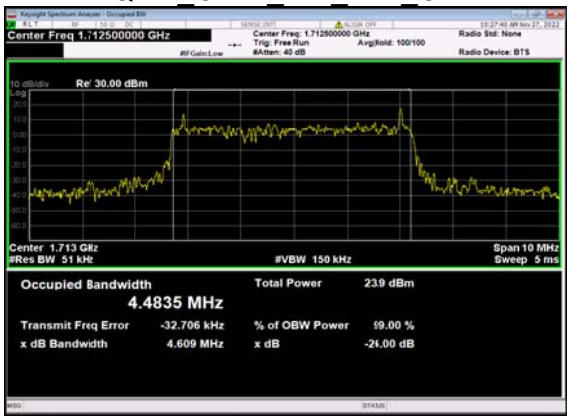

N66(5M)_DFT-s-OFDM_64 QAM_Outer_Full_Low_CH

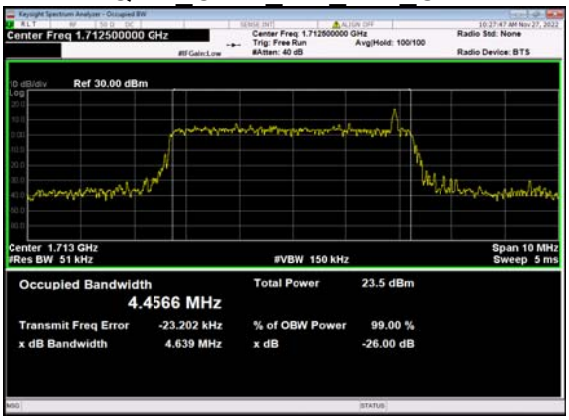

N66(5M)_DFT-s-OFDM_256 QAM_Outer_Full_Low_CH

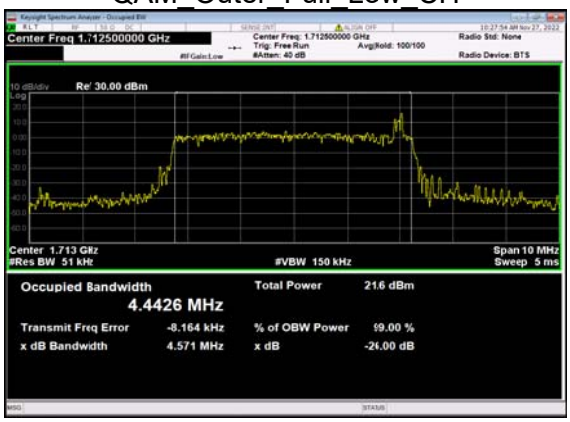

N66(5M)_CP-OFDM_QPSK_Outer_Full_Low_CH

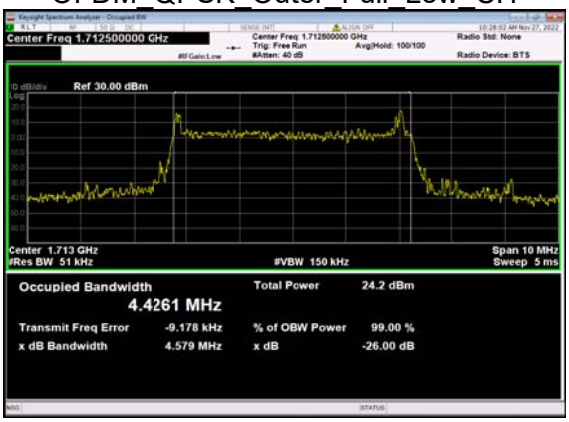

N66(5M)_CP-OFDM_16 QAM_Outer_Full_Low_CH

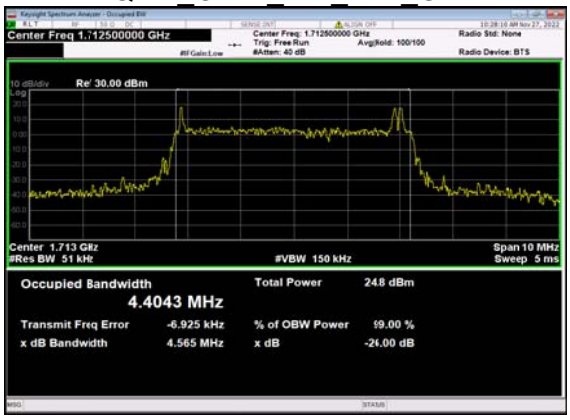

N66(5M)_CP-OFDM_64 QAM_Outer_Full_Low_CH

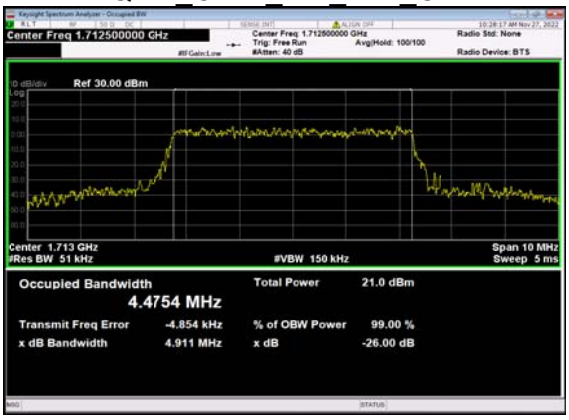

N66(5M)_CP-OFDM_256 QAM_Outer_Full_Low_CH

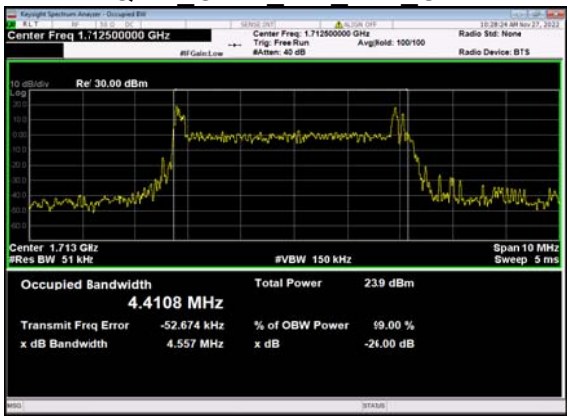

N66(5M)_DFT-s-OFDM_PI_2-BPSK_Outer_Full_Mid_CH

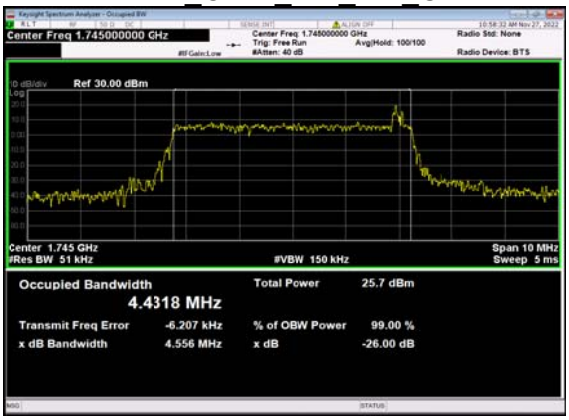

N66(5M)_DFT-s-OFDM_QPSK_Outer_Full_Mid_CH

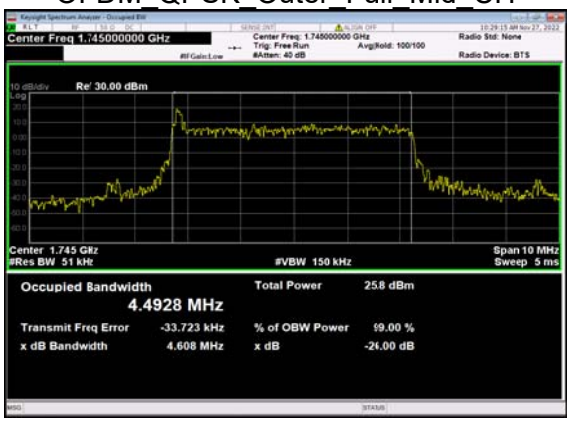

N66(5M)_DFT-s-OFDM_16 QAM_Outer_Full_Mid_CH

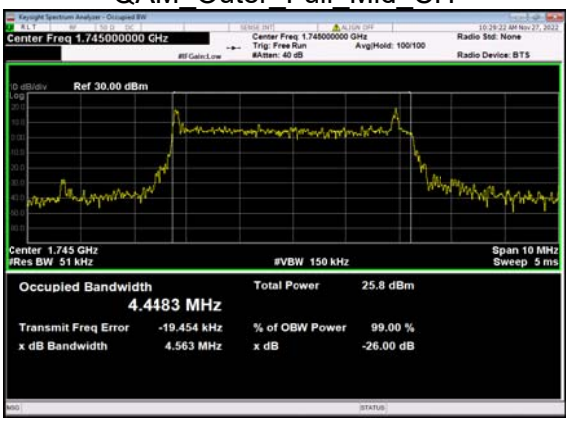

N66(5M)_DFT-s-OFDM_64 QAM_Outer_Full_Mid_CH

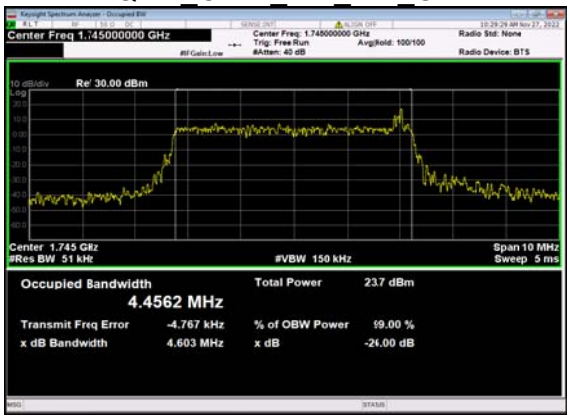

N66(5M)_DFT-s-OFDM_256 QAM_Outer_Full_Mid_CH

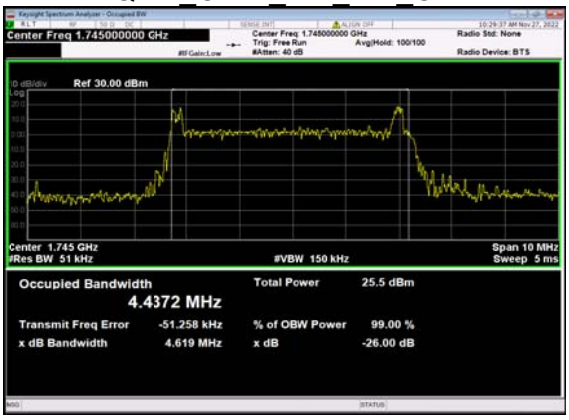

N66(5M)_CP-OFDM_QPSK_Outer_Full_Mid_CH

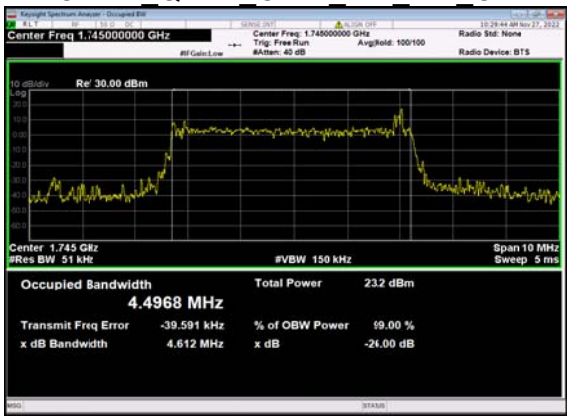

N66(5M)_CP-OFDM_16 QAM_Outer_Full_Mid_CH

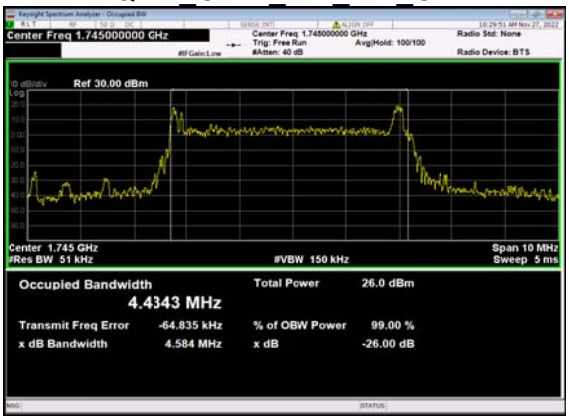

N66(5M)_CP-OFDM_64 QAM_Outer_Full_Mid_CH

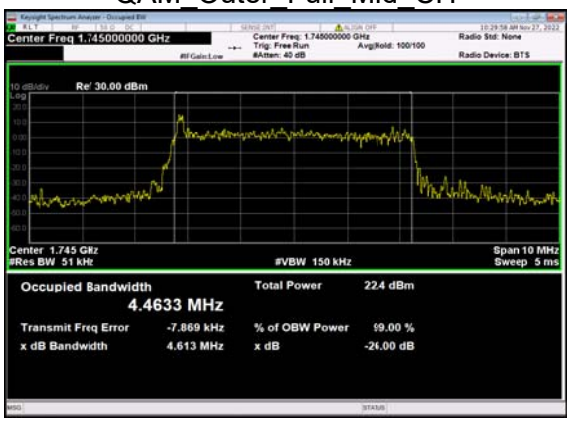

N66(5M)_CP-OFDM_256 QAM_Outer_Full_Mid_CH

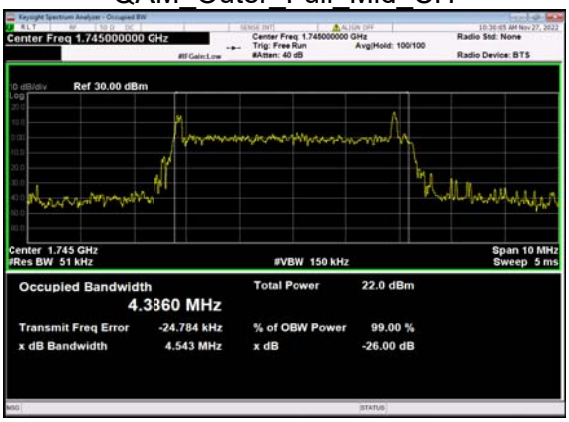

N66(5M)_DFT-s-OFDM_PI_2-BPSK_Outer_Full_High_CH

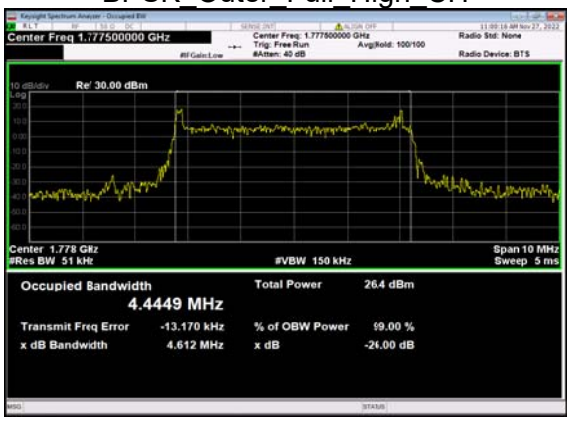

N66(5M)_DFT-s-OFDM_QPSK_Outer_Full_High_CH

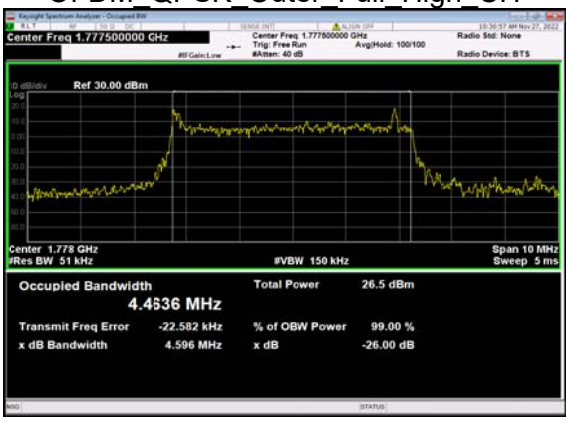

N66(5M)_DFT-s-OFDM_16 QAM_Outer_Full_High_CH

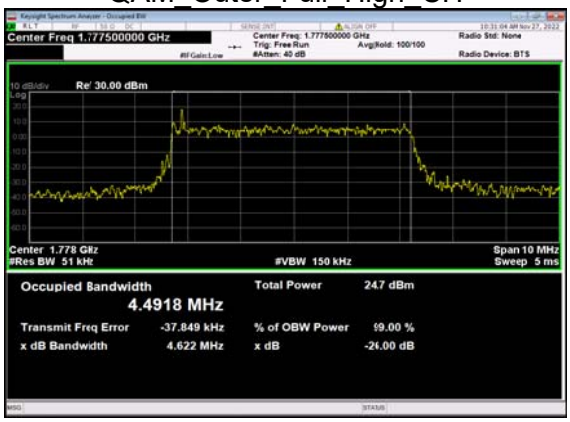

N66(5M)_DFT-s-OFDM_64 QAM_Outer_Full_High_CH

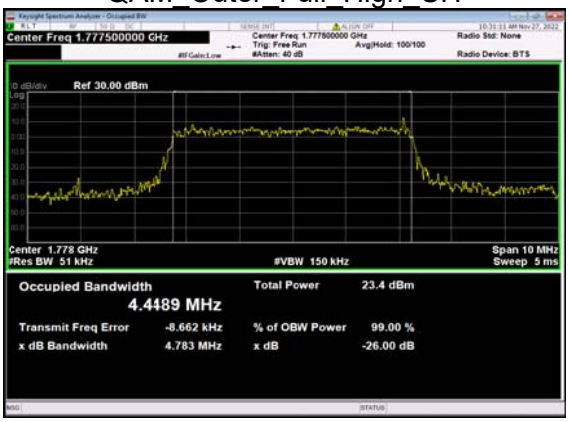

N66(5M)_DFT-s-OFDM_256 QAM_Outer_Full_High_CH

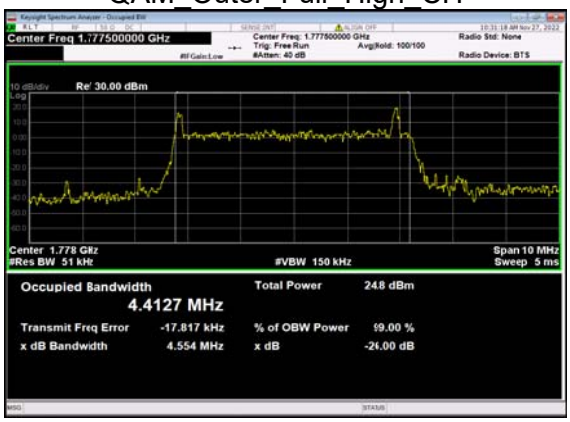

N66(5M)_CP-OFDM_QPSK_Outer_Full_High_CH

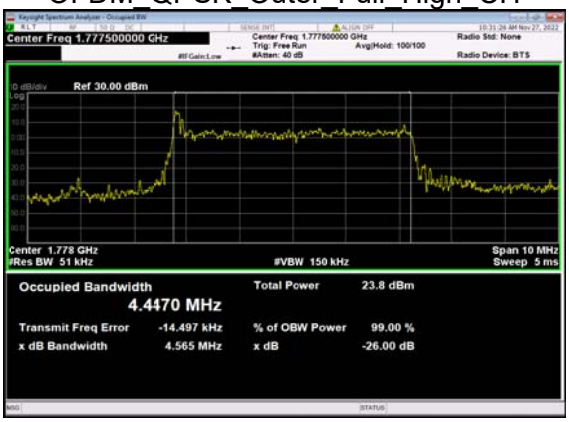

N66(5M)_CP-OFDM_16 QAM_Outer_Full_High_CH

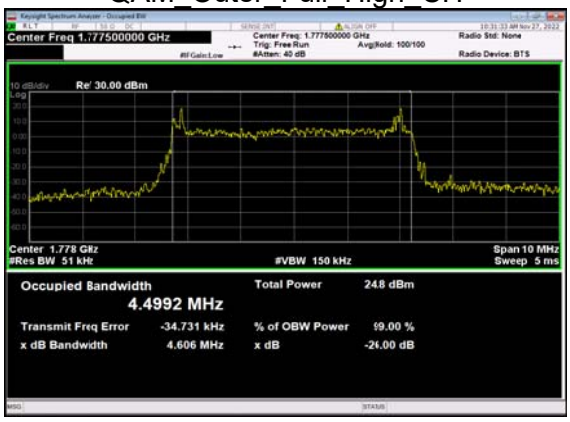

N66(5M)_CP-OFDM_64 QAM_Outer_Full_High_CH

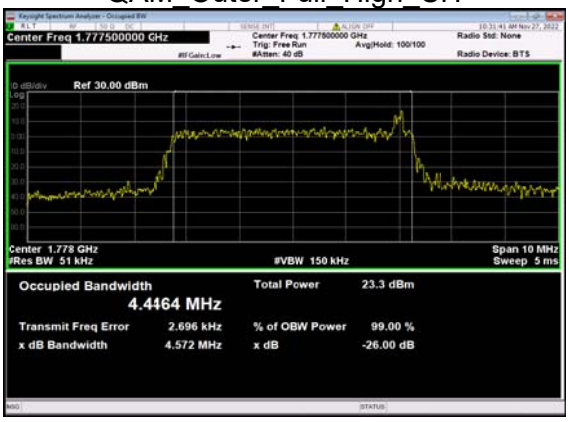

N66(5M)_CP-OFDM_256 QAM_Outer_Full_High_CH

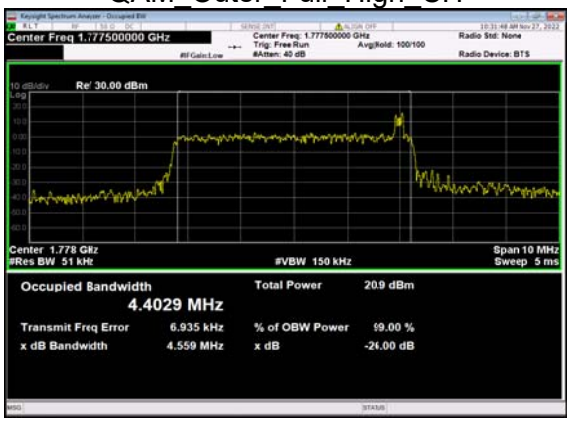

N66(10M)_DFT-s-OFDM_PI_2-BPSK_Outer_Full_Low_CH

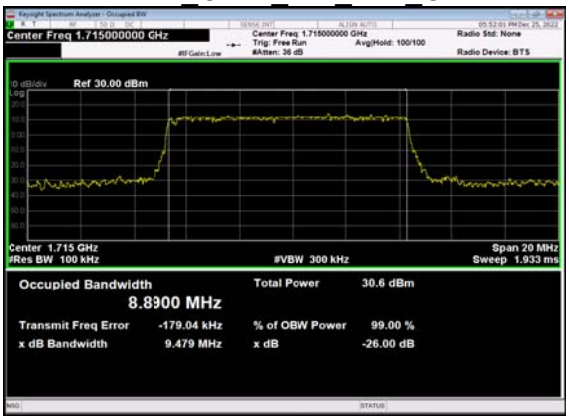

N66(10M)_DFT-s-OFDM_QPSK_Outer_Full_Low_CH

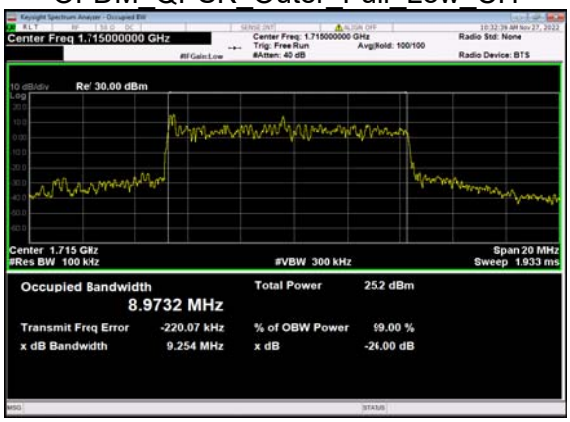

N66(10M)_DFT-s-OFDM_16 QAM_Outer_Full_Low_CH

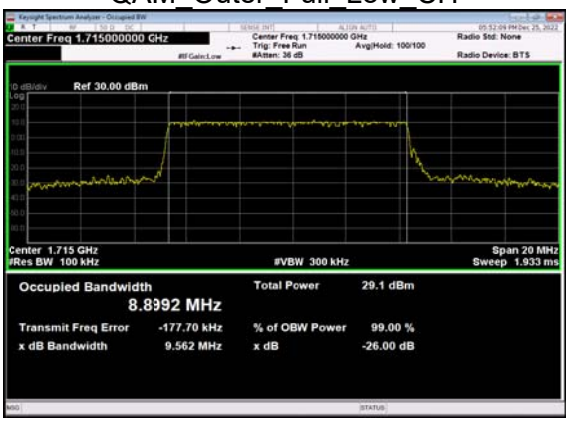

N66(10M)_DFT-s-OFDM_64 QAM_Outer_Full_Low_CH

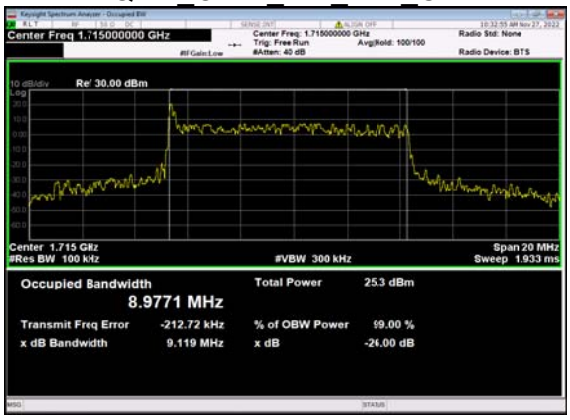

N66(10M)_DFT-s-OFDM_256 QAM_Outer_Full_Low_CH

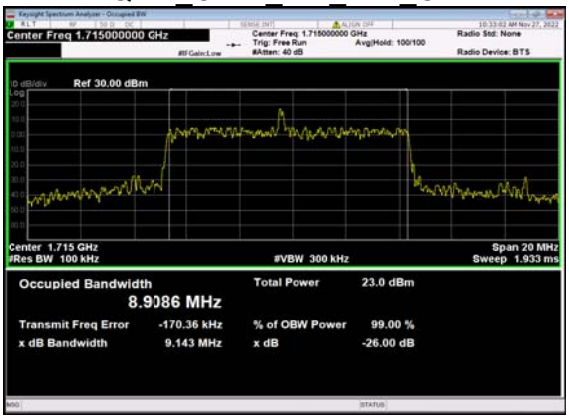

N66(10M)_CP-OFDM_QPSK_Outer_Full_Low_CH

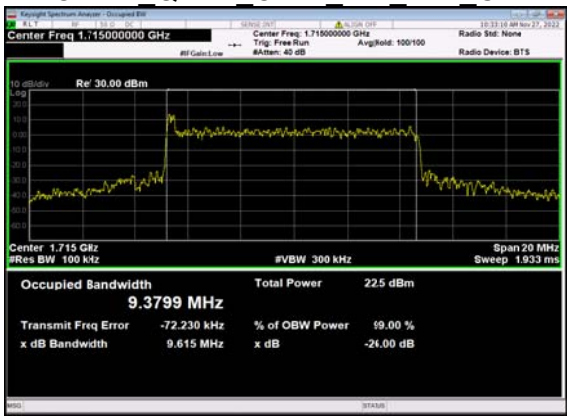

N66(10M)_CP-OFDM_16 QAM_Outer_Full_Low_CH

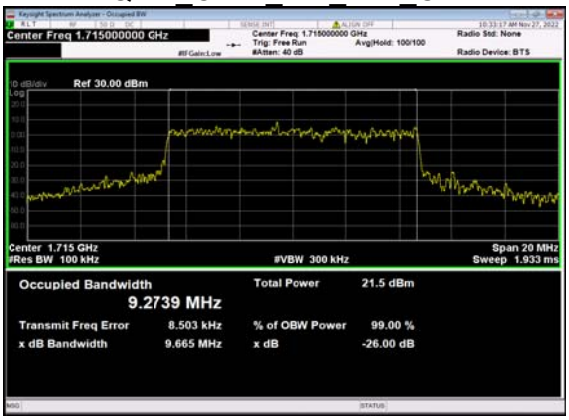

N66(10M)_CP-OFDM_64 QAM_Outer_Full_Low_CH

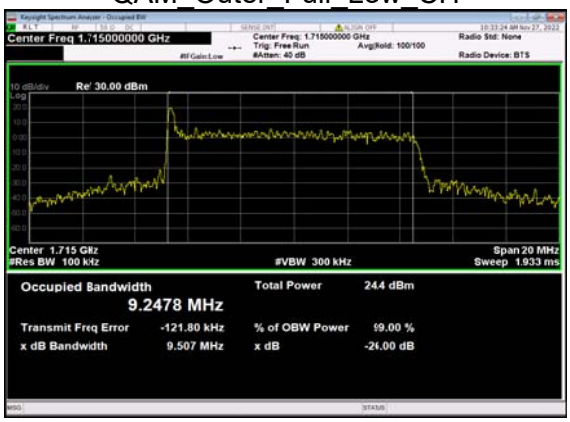

N66(10M)_CP-OFDM_256 QAM_Outer_Full_Low_CH

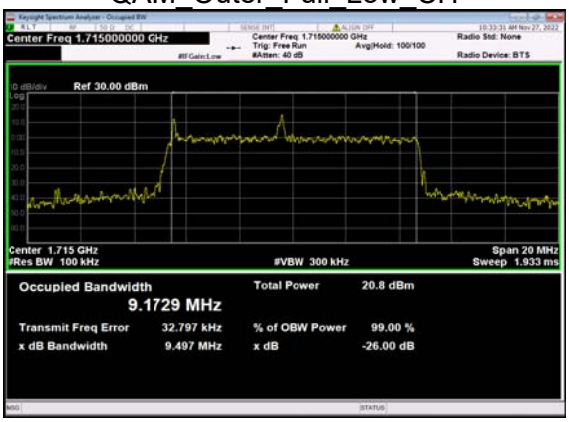

N66(10M)_DFT-s-OFDM_PI_2-BPSK_Outer_Full_Mid_CH

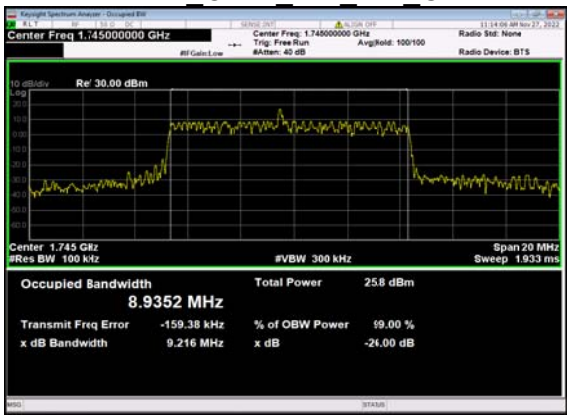

N66(10M)_DFT-s-OFDM_QPSK_Outer_Full_Mid_CH

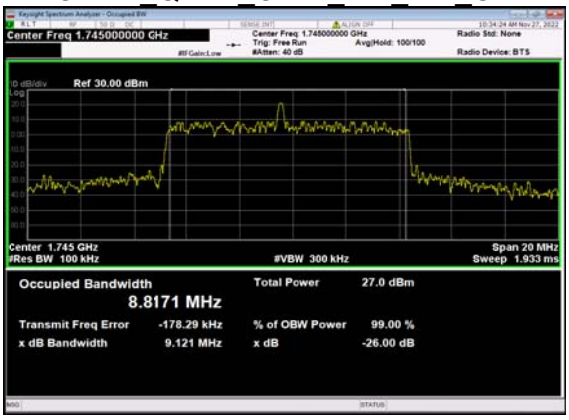

N66(10M)_DFT-s-OFDM_16 QAM_Outer_Full_Mid_CH

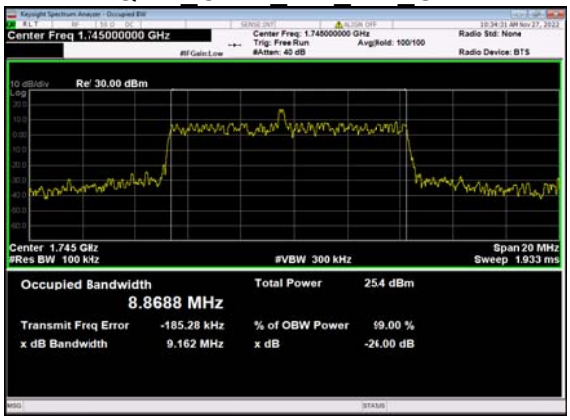

N66(10M)_DFT-s-OFDM_64 QAM_Outer_Full_Mid_CH

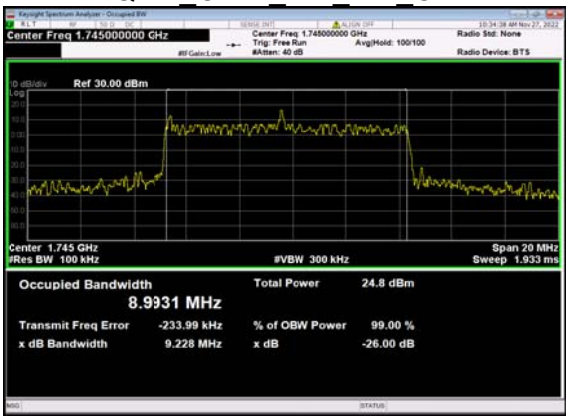

N66(10M)_DFT-s-OFDM_256 QAM_Outer_Full_Mid_CH

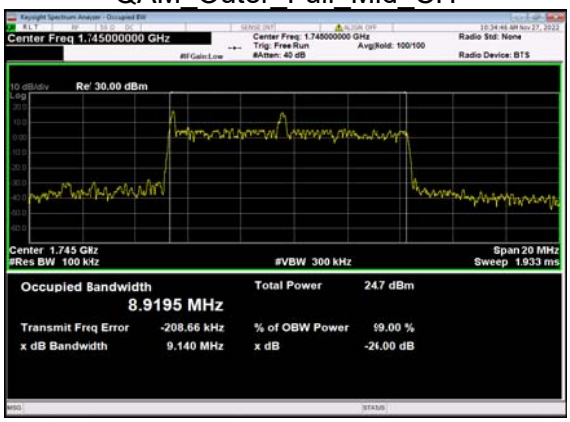

N66(10M)_CP-OFDM_QPSK_Outer_Full_Mid_CH

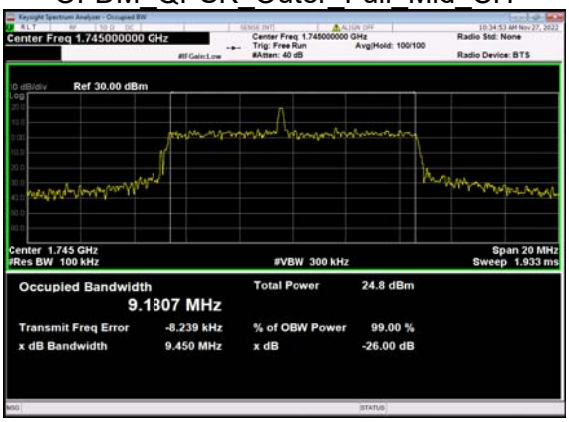

N66(10M)_CP-OFDM_16 QAM_Outer_Full_Mid_CH

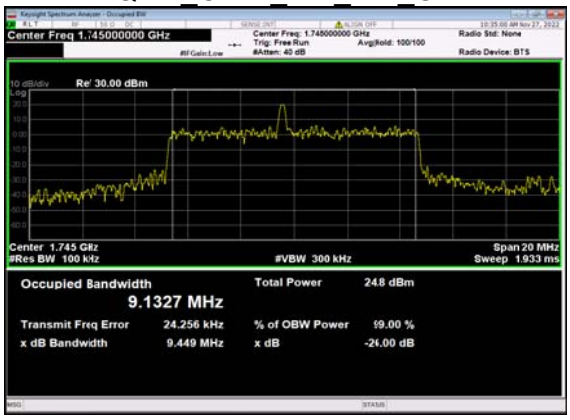

N66(10M)_CP-OFDM_64 QAM_Outer_Full_Mid_CH

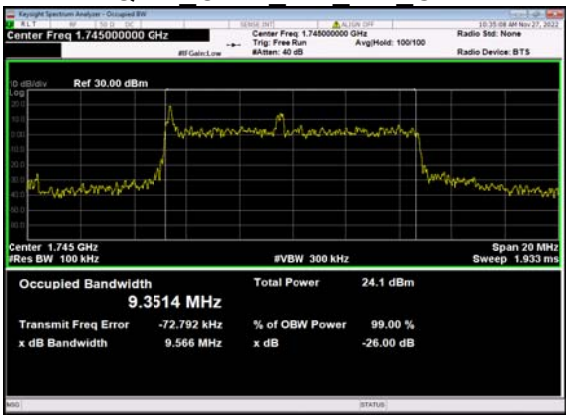

N66(10M)_CP-OFDM_256 QAM_Outer_Full_Mid_CH

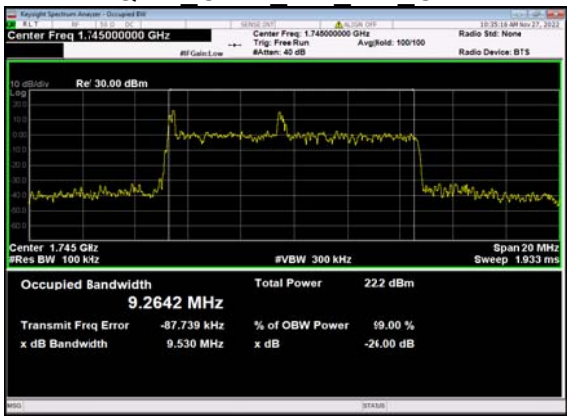

N66(10M)_DFT-s-OFDM_PI_2-BPSK_Outer_Full_High_CH

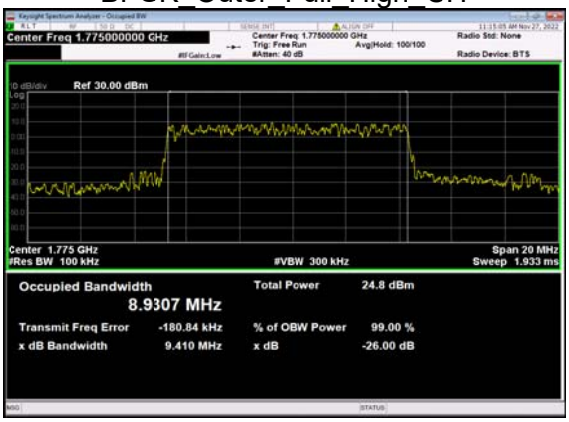

N66(10M)_DFT-s-OFDM_QPSK_Outer_Full_High_CH

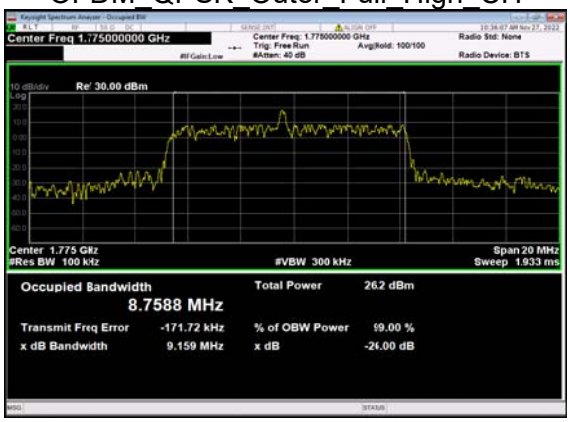

N66(10M)_DFT-s-OFDM_16 QAM_Outer_Full_High_CH

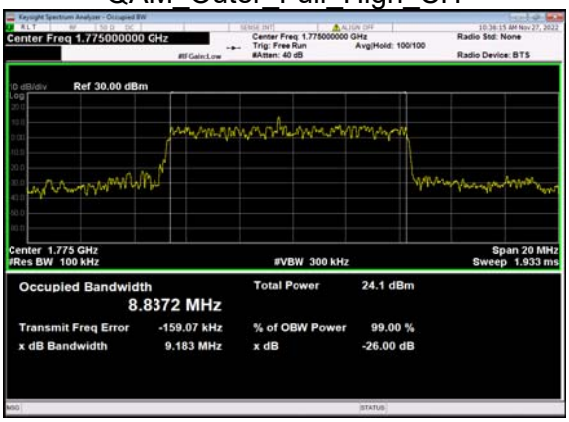

N66(10M)_DFT-s-OFDM_64 QAM_Outer_Full_High_CH

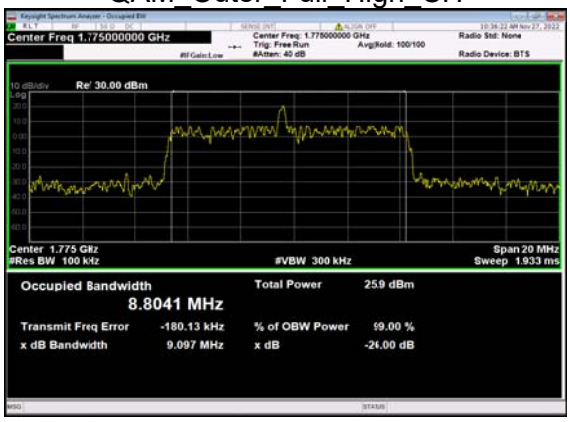

N66(10M)_DFT-s-OFDM_256 QAM_Outer_Full_High_CH

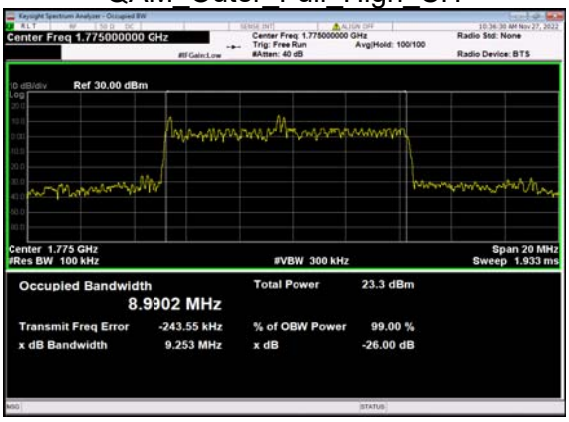

N66(10M)_CP-OFDM_QPSK_Outer_Full_High_CH

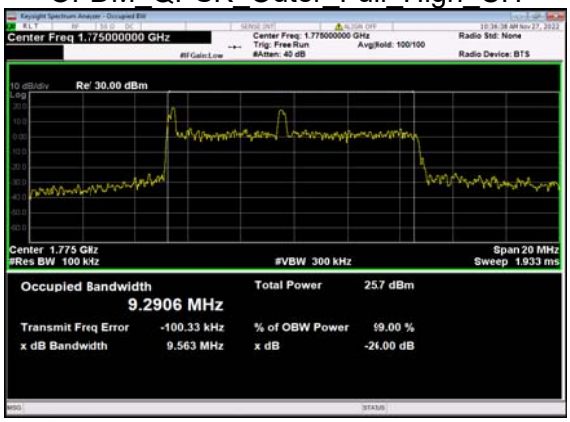

N66(10M)_CP-OFDM_16 QAM_Outer_Full_High_CH

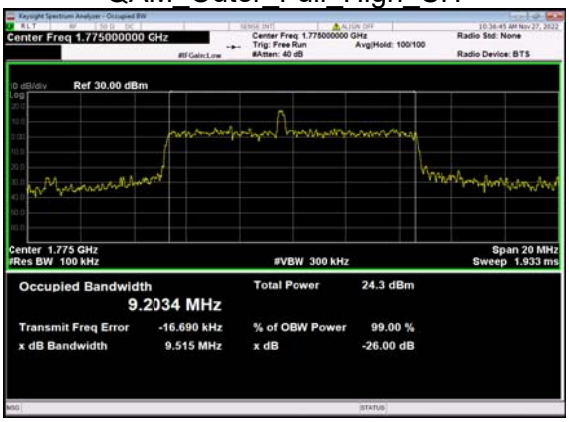

N66(10M)_CP-OFDM_64 QAM_Outer_Full_High_CH

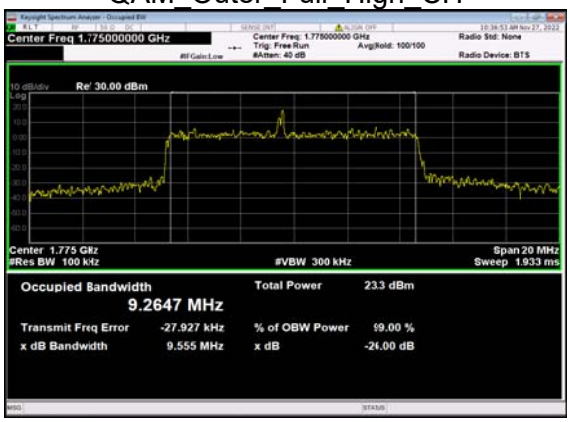

N66(10M)_CP-OFDM_256 QAM_Outer_Full_High_CH

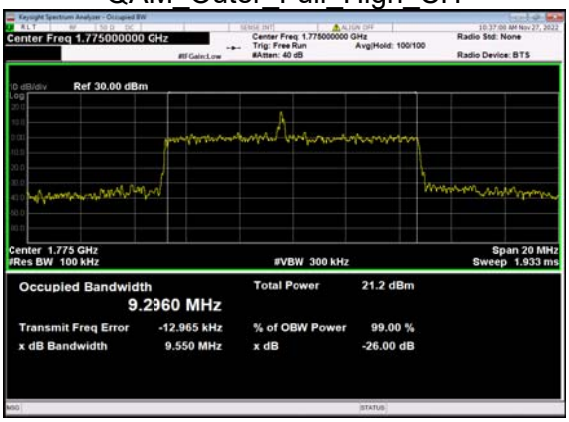

N66(15M)_DFT-s-OFDM_PI_2-BPSK_Outer_Full_Low_CH

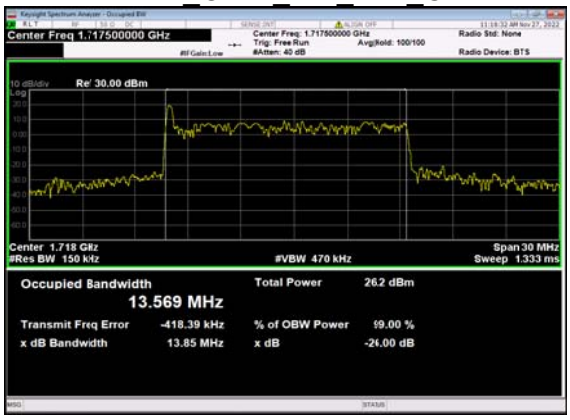

N66(15M)_DFT-s-OFDM_QPSK_Outer_Full_Low_CH

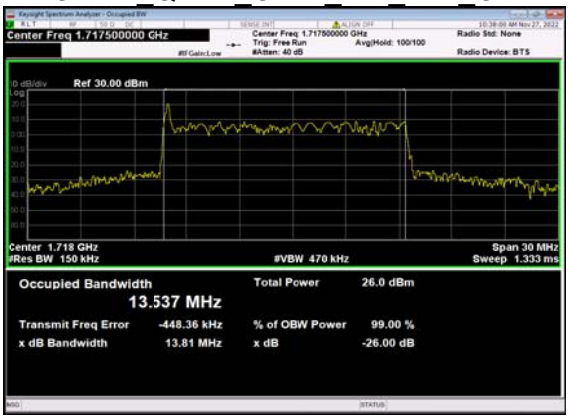

N66(15M)_DFT-s-OFDM_16 QAM_Outer_Full_Low_CH

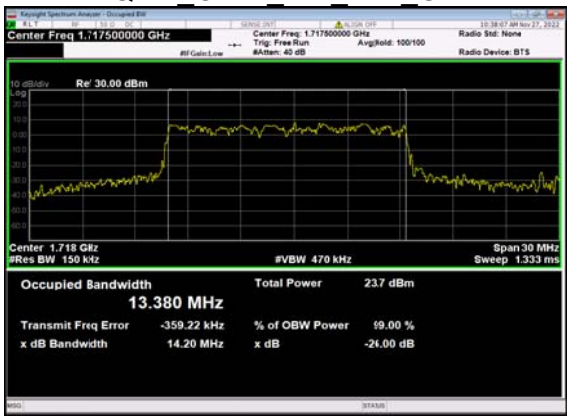

N66(15M)_DFT-s-OFDM_64 QAM_Outer_Full_Low_CH

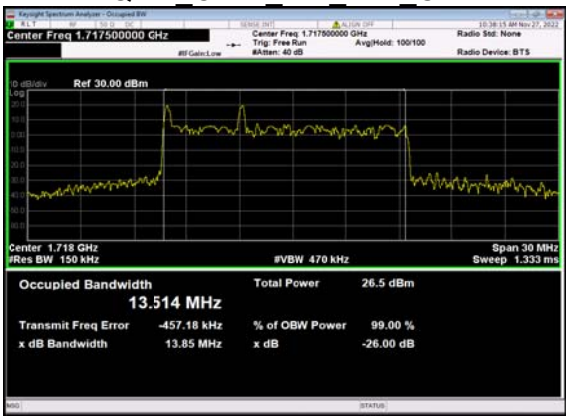

N66(15M)_DFT-s-OFDM_256 QAM_Outer_Full_Low_CH

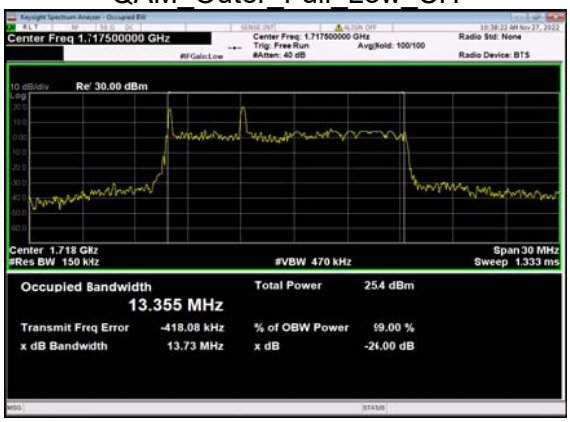

N66(15M)_CP-OFDM_QPSK_Outer_Full_Low_CH

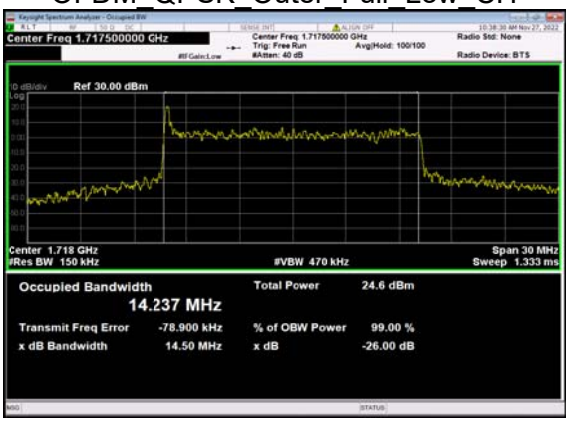

N66(15M)_CP-OFDM_16 QAM_Outer_Full_Low_CH

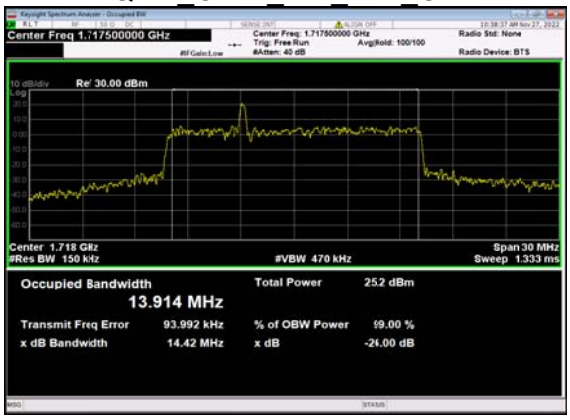

N66(15M)_CP-OFDM_64 QAM_Outer_Full_Low_CH

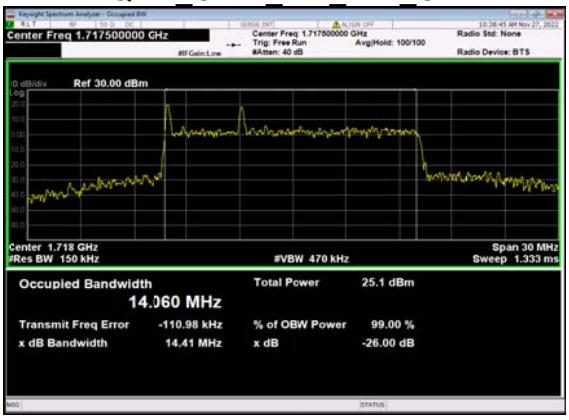

N66(15M)_CP-OFDM_256 QAM_Outer_Full_Low_CH

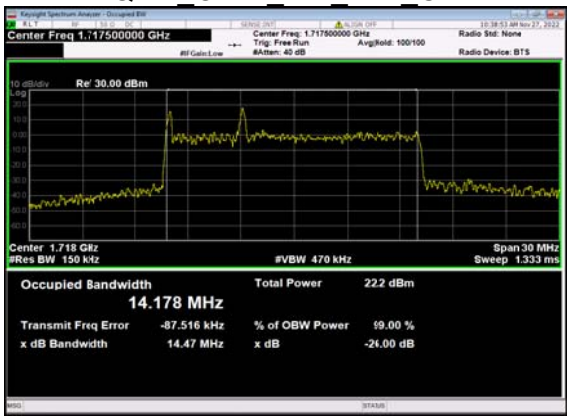

N66(15M)_DFT-s-OFDM_PI_2-BPSK_Outer_Full_Mid_CH

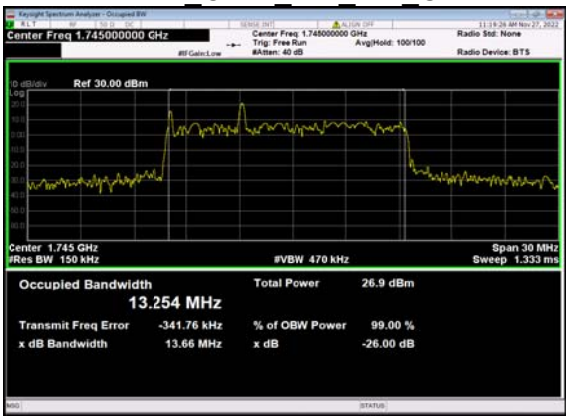

N66(15M)_DFT-s-OFDM_QPSK_Outer_Full_Mid_CH

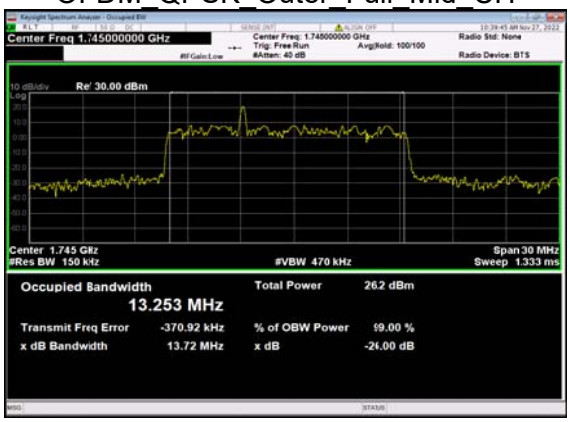

N66(15M)_DFT-s-OFDM_16 QAM_Outer_Full_Mid_CH

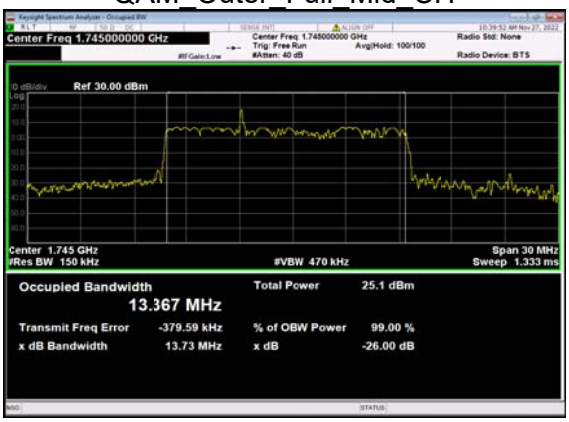

N66(15M)_DFT-s-OFDM_64 QAM_Outer_Full_Mid_CH

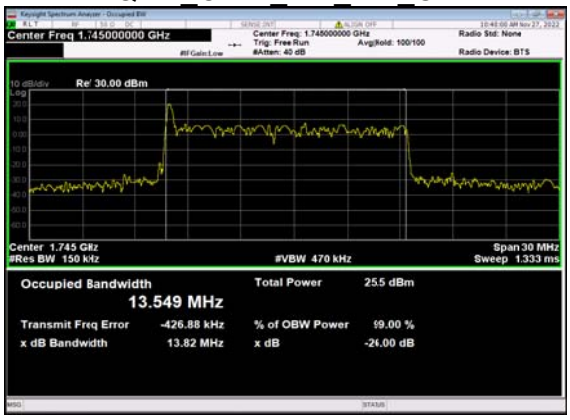

N66(15M)_DFT-s-OFDM_256 QAM_Outer_Full_Mid_CH

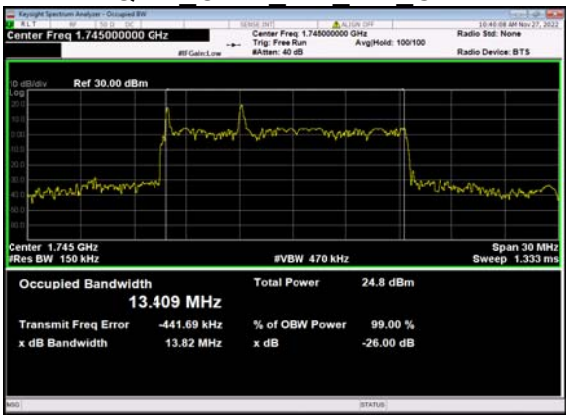

N66(15M)_CP-OFDM_QPSK_Outer_Full_Mid_CH

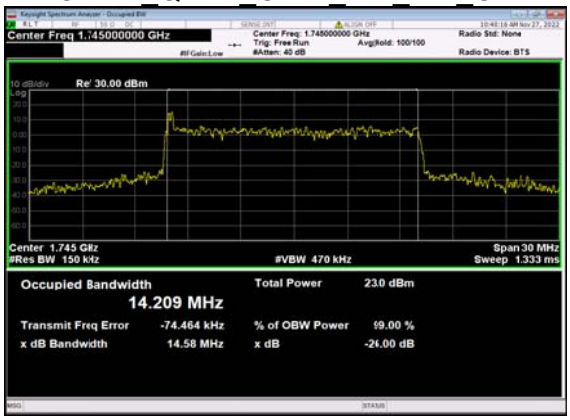

N66(15M)_CP-OFDM_16 QAM_Outer_Full_Mid_CH

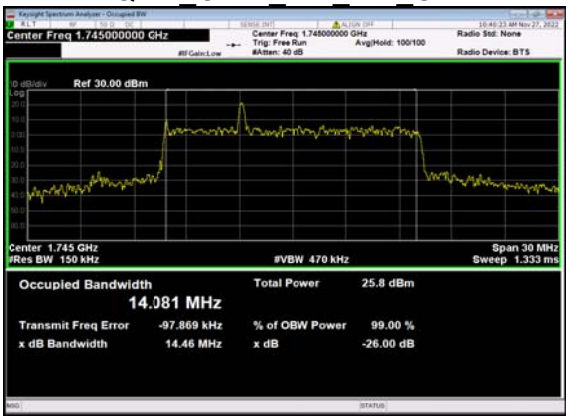

N66(15M)_CP-OFDM_64 QAM_Outer_Full_Mid_CH

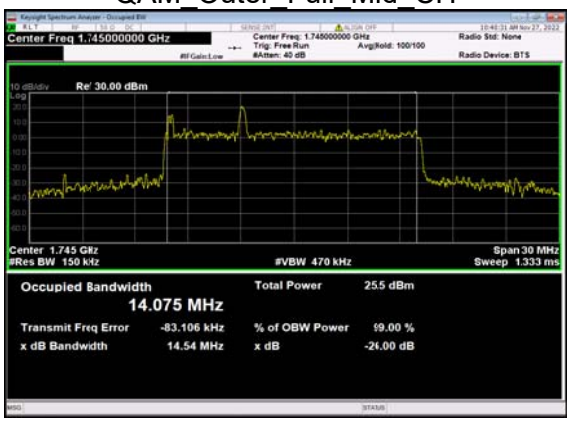

N66(15M)_CP-OFDM_256 QAM_Outer_Full_Mid_CH

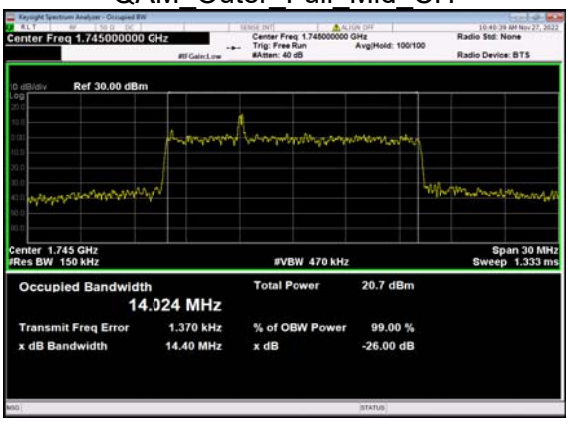

N66(15M)_DFT-s-OFDM_PI_2-BPSK_Outer_Full_High_CH

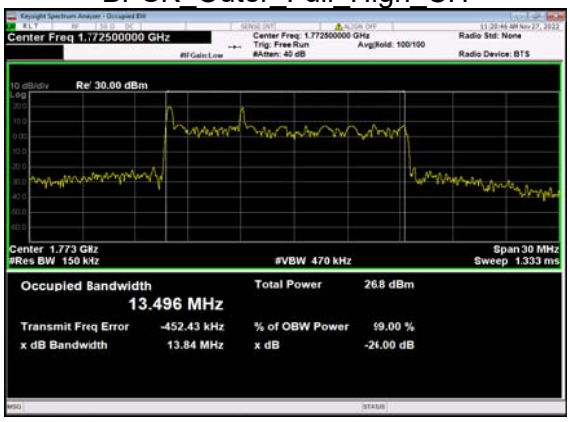

N66(15M)_DFT-s-OFDM_QPSK_Outer_Full_High_CH

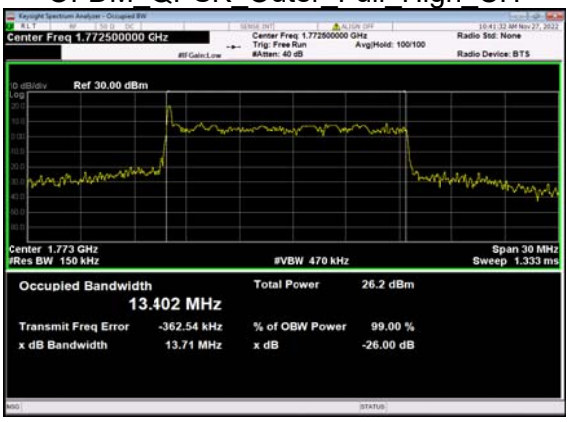

N66(15M)_DFT-s-OFDM_16 QAM_Outer_Full_High_CH

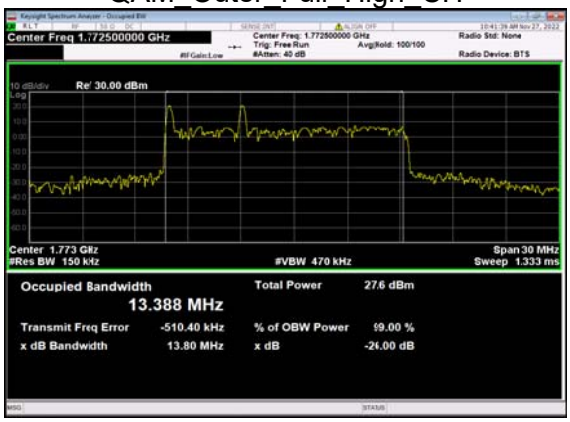

N66(15M)_DFT-s-OFDM_64 QAM_Outer_Full_High_CH

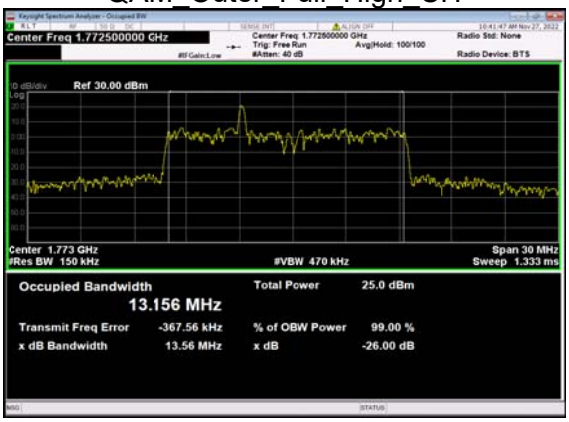

N66(15M)_DFT-s-OFDM_256 QAM_Outer_Full_High_CH

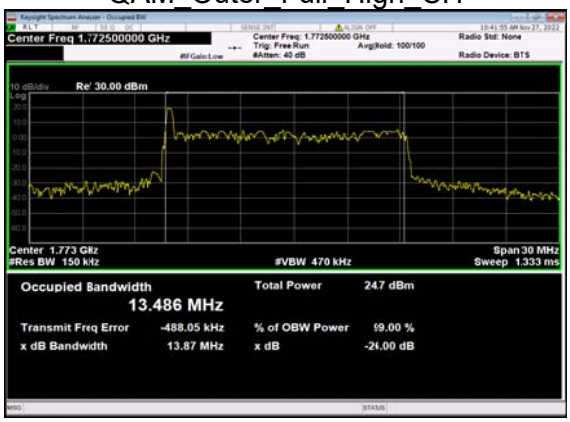
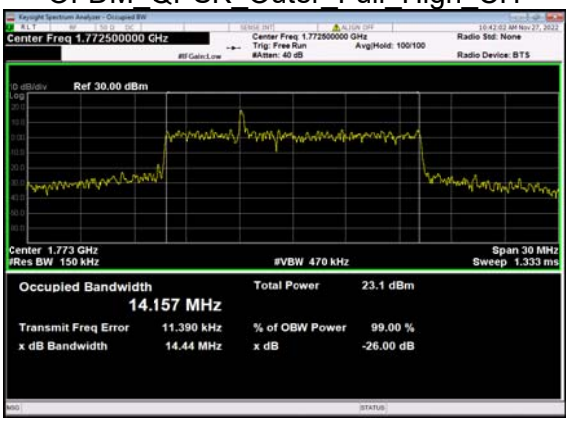
N66(15M)_CP-OFDM_QPSK_Outer_Full_High_CH