Emission Bandwidth&99% Occupied Bandwidth		UNII Band III	
Test Model	802.11n(VHT20) mode	Frequency(MHz)	5785
Ant1			

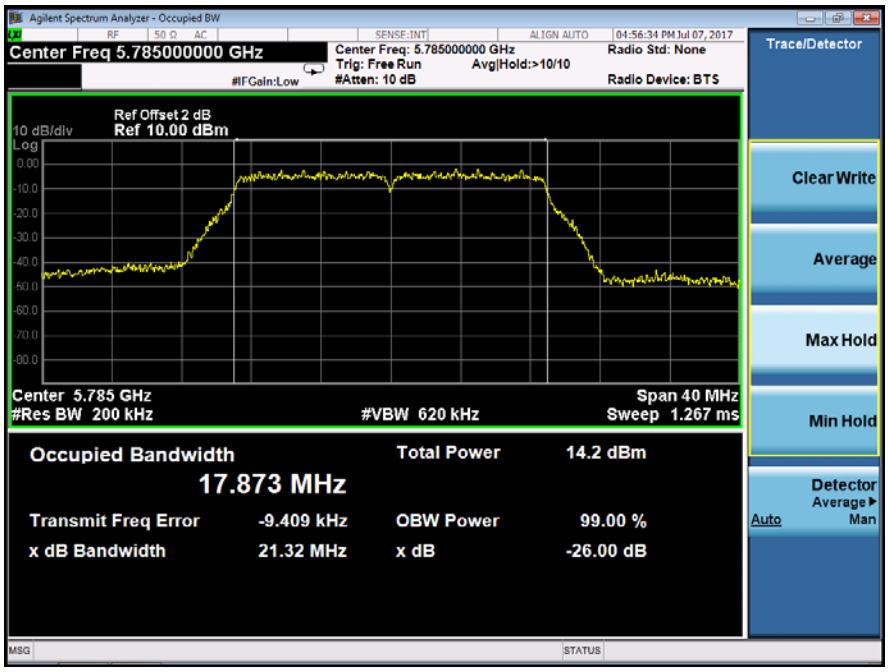

Emission Bandwidth&99% Occupied Bandwidth		UNII Band III	
Test Model	802.11n(VHT20) mode	Frequency(MHz)	5825
Ant1			

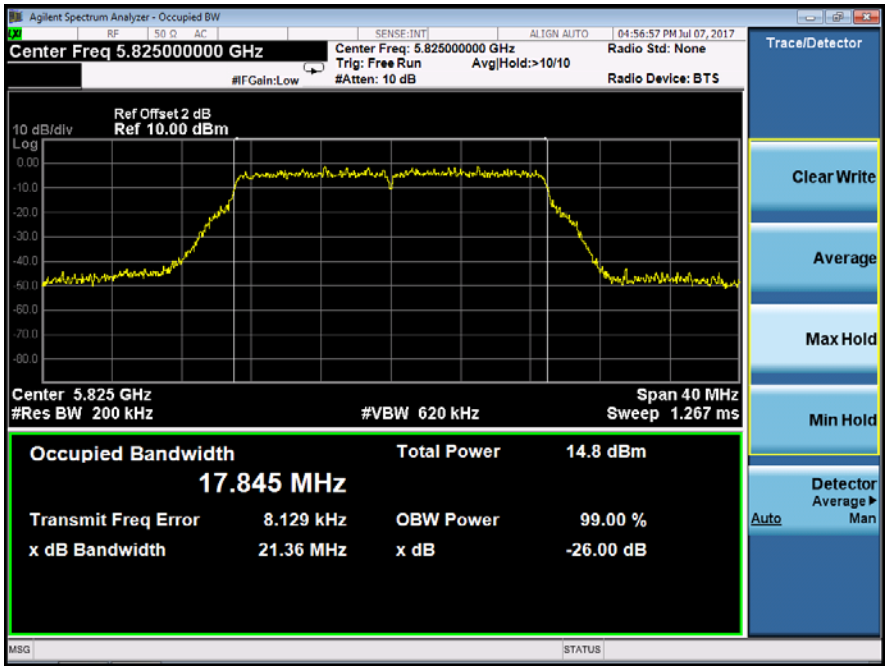

Emission Bandwidth&99% Occupied Bandwidth		UNII Band I	
Test Model	802.11ac(VHT20) mode	Frequency(MHz)	5180
Ant1			

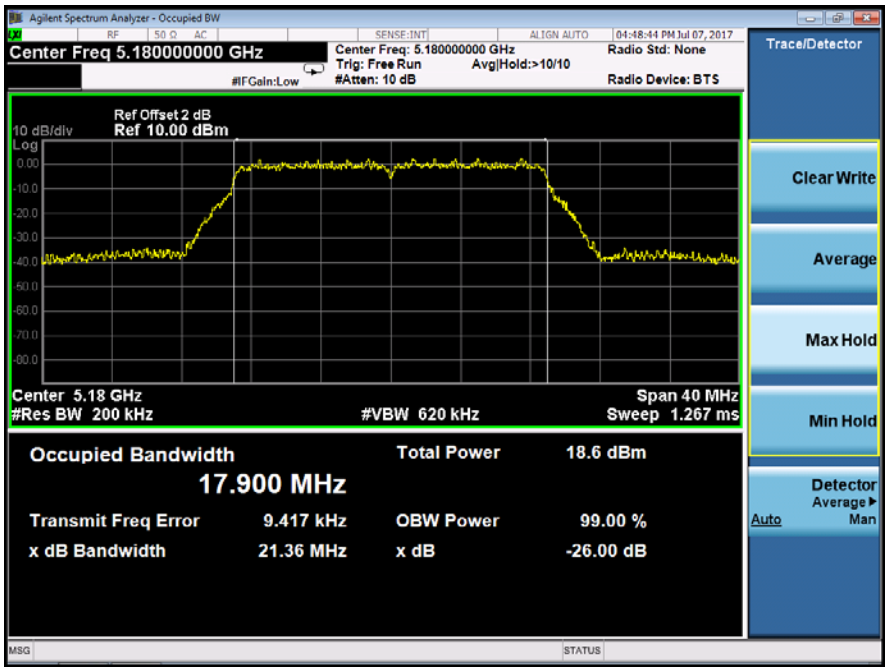

Emission Bandwidth&99% Occupied Bandwidth		UNII Band I	
Test Model	802.11ac(VHT20) mode	Frequency(MHz)	5200
Ant1			

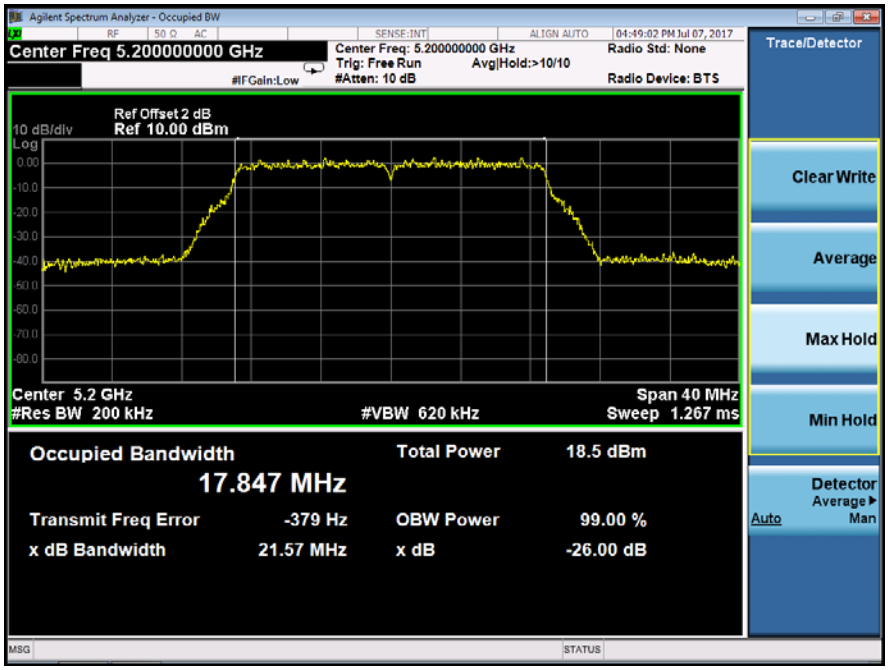

Emission Bandwidth&99% Occupied Bandwidth		UNII Band I	
Test Model	802.11ac(VHT20) mode	Frequency(MHz)	5240
Ant1			

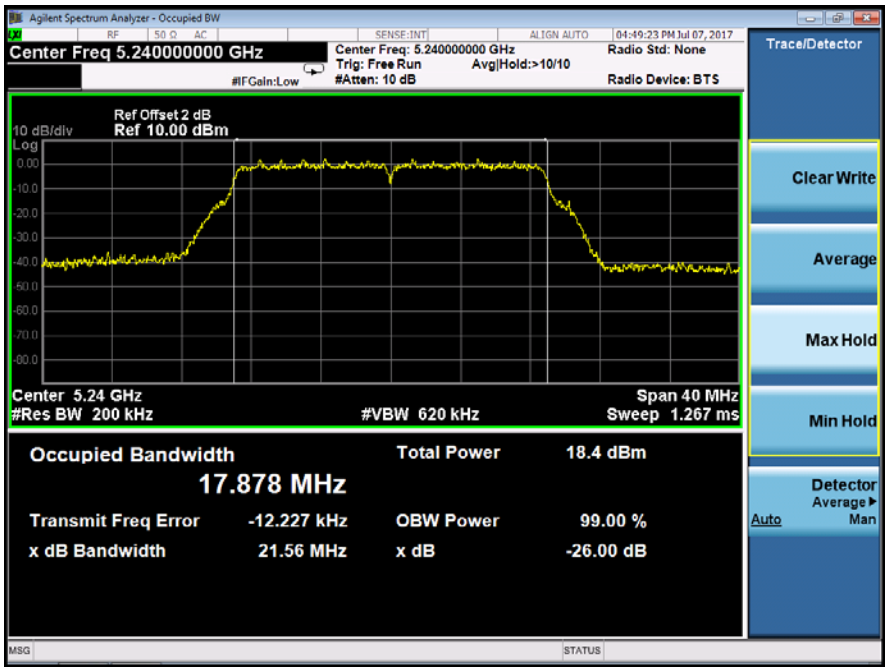

Emission Bandwidth&99% Occupied Bandwidth		UNII Band III	
Test Model	802.11ac(VHT20) mode	Frequency(MHz)	5745
Ant1			

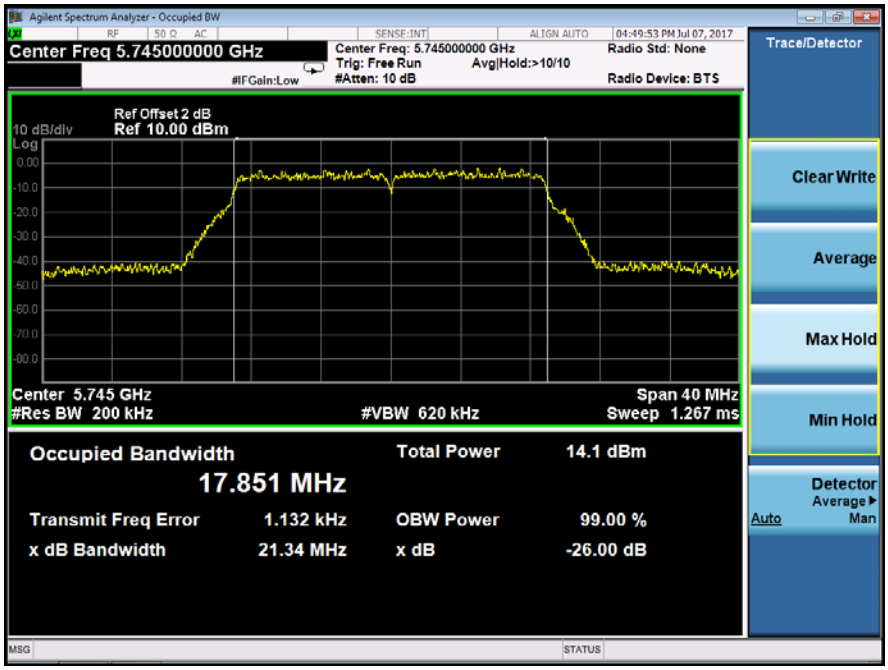

Emission Bandwidth&99% Occupied Bandwidth		UNII Band III	
Test Model	802.11ac(VHT20) mode	Frequency(MHz)	5785
Ant1			

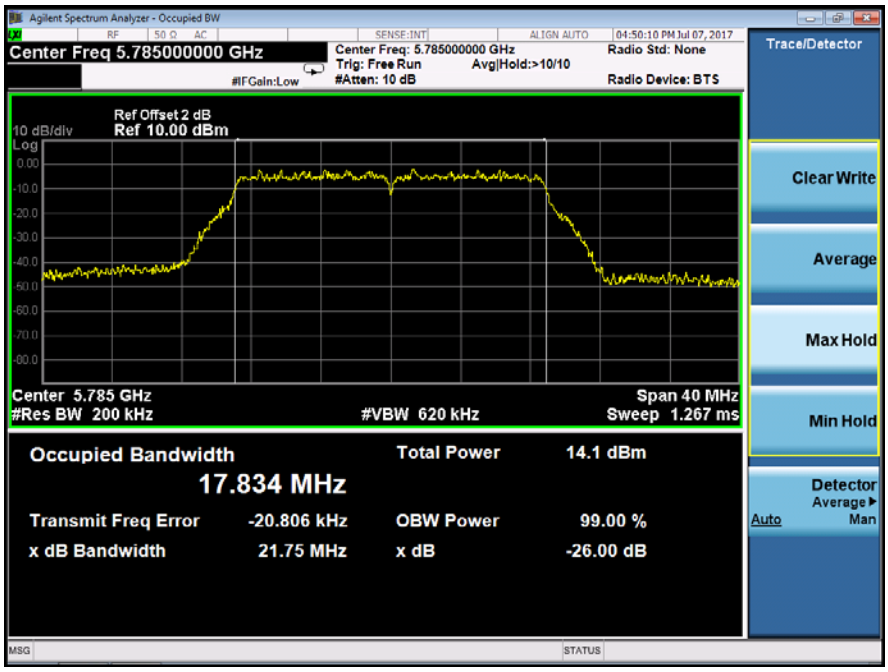

Emission Bandwidth&99% Occupied Bandwidth		UNII Band III	
Test Model	802.11ac(VHT20) mode	Frequency(MHz)	5825
Ant1			

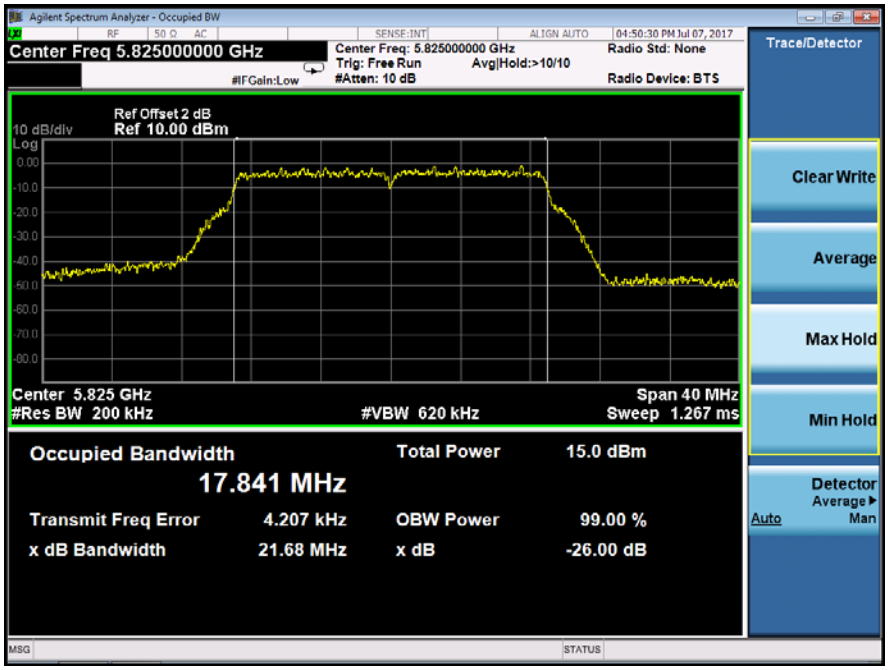

Emission Bandwidth&99% Occupied Bandwidth		UNII Band I	
Test Model	802.11n(VHT40) mode	Frequency(MHz)	5190
Ant1			

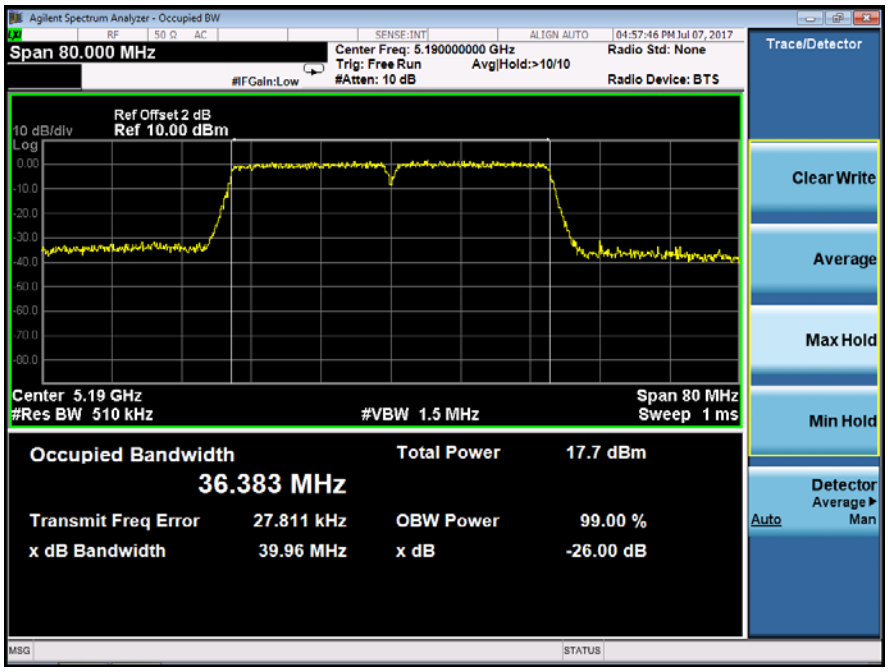

Emission Bandwidth&99% Occupied Bandwidth		UNII Band I	
Test Model	802.11n(VHT40) mode	Frequency(MHz)	5230
Ant1			

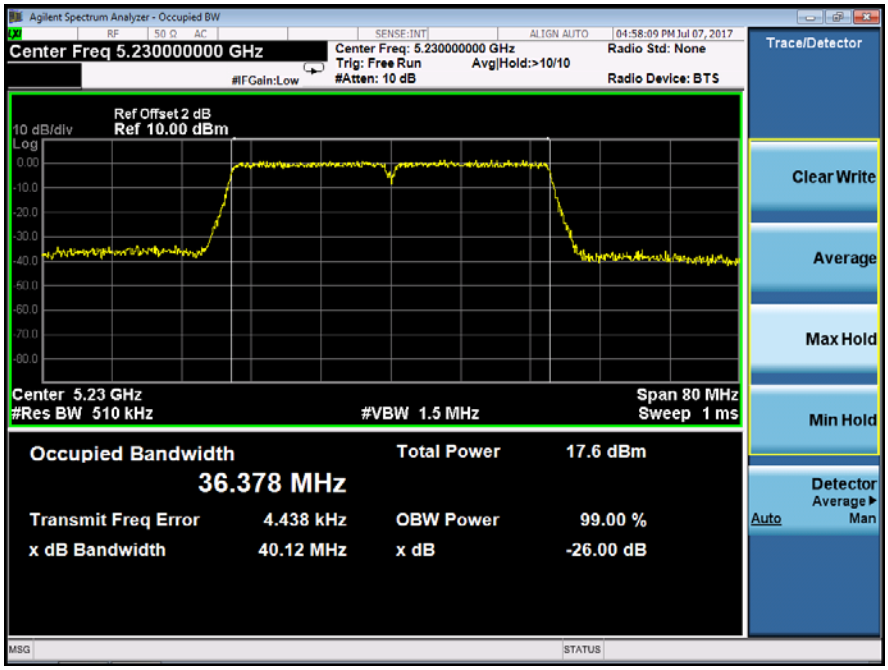

Emission Bandwidth&99% Occupied Bandwidth		UNII Band III	
Test Model	802.11n(VHT40) mode	Frequency(MHz)	5755
Ant1			

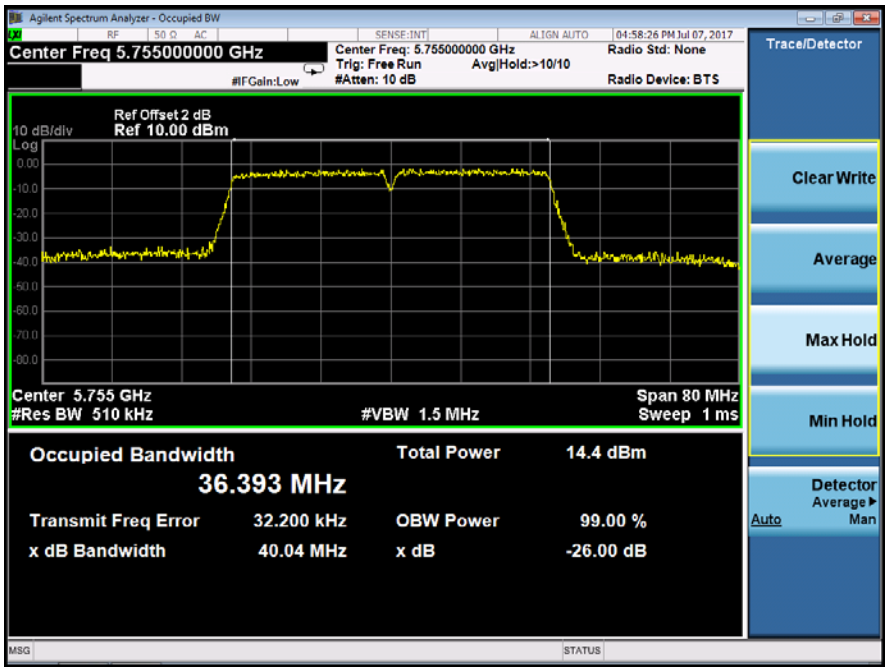

Emission Bandwidth&99% Occupied Bandwidth		UNII Band III	
Test Model	802.11n(VHT40) mode	Frequency(MHz)	5795
Ant1			

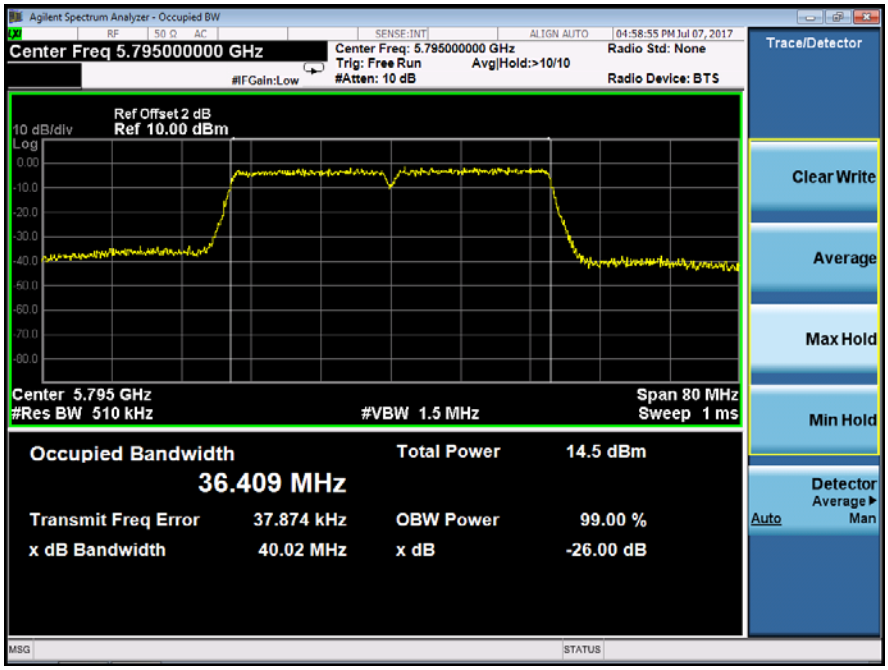

Emission Bandwidth&99% Occupied Bandwidth		UNII Band I	
Test Model	802.11ac(VHT40) mode	Frequency(MHz)	5190
Ant1			

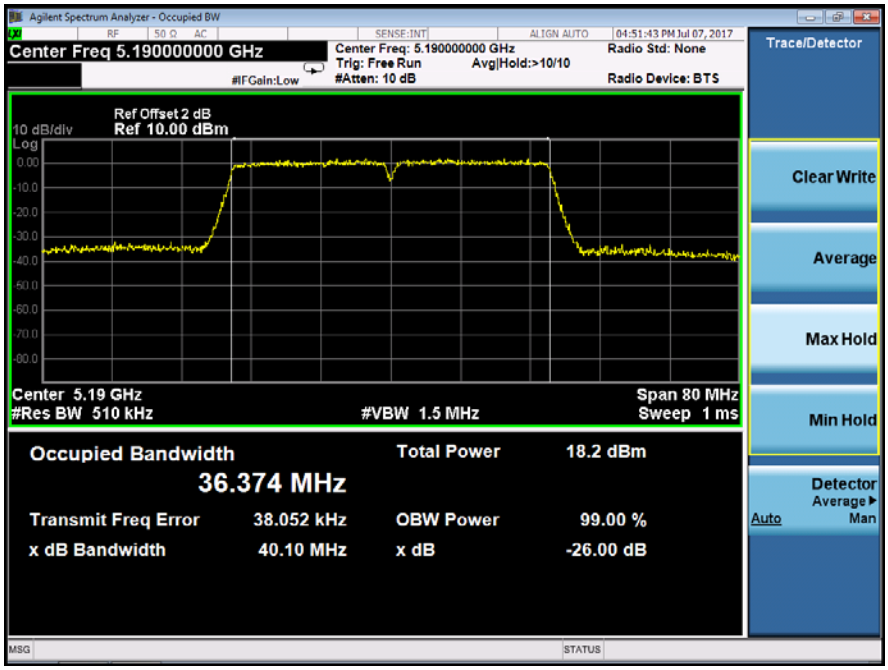

Emission Bandwidth&99% Occupied Bandwidth		UNII Band I	
Test Model	802.11ac(VHT40) mode	Frequency(MHz)	5230
Ant1			

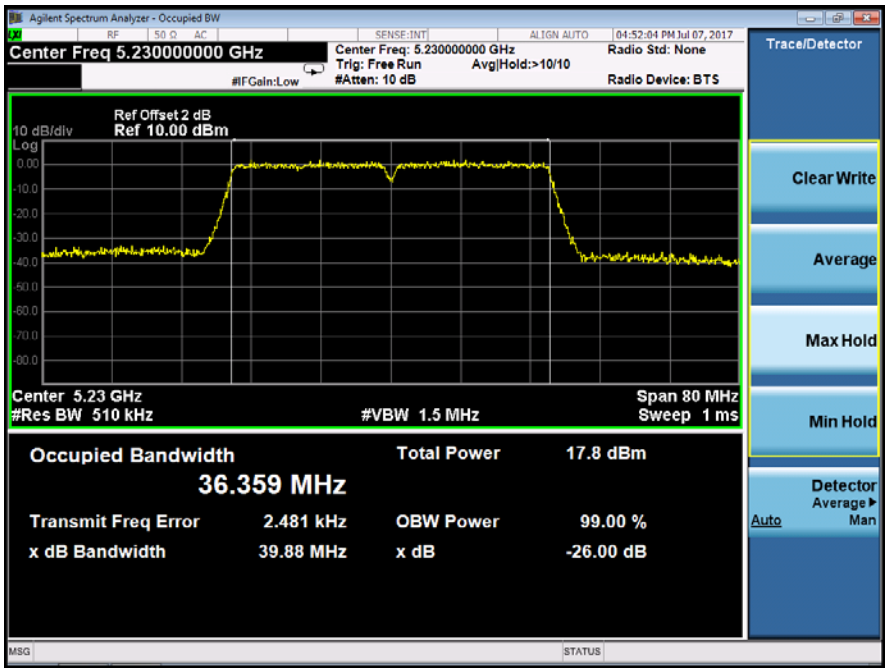

Emission Bandwidth&99% Occupied Bandwidth		UNII Band III	
Test Model	802.11ac(VHT40) mode	Frequency(MHz)	5755
Ant1			

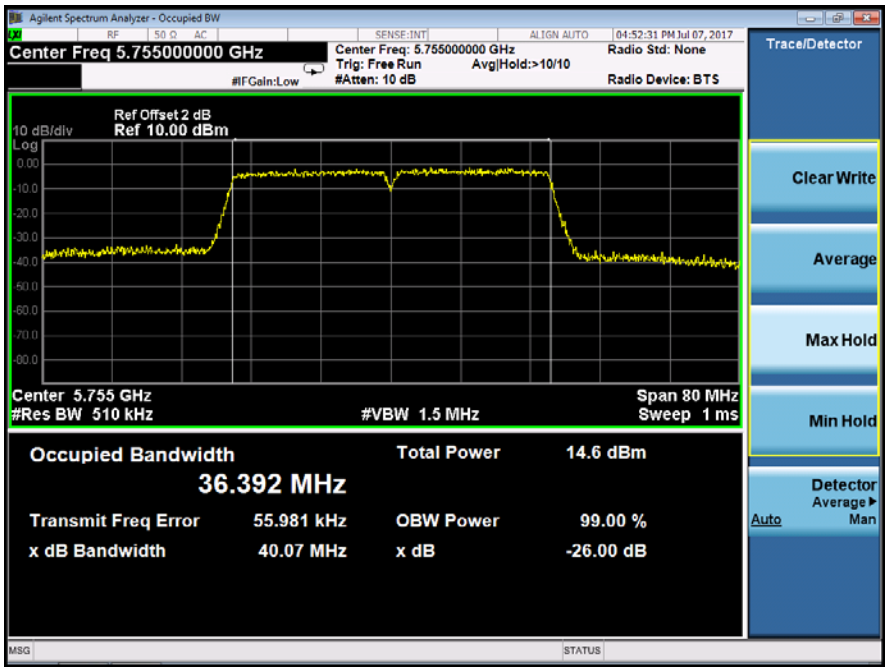

Emission Bandwidth&99% Occupied Bandwidth		UNII Band III	
Test Model	802.11ac(VHT40) mode	Frequency(MHz)	5795
Ant1			

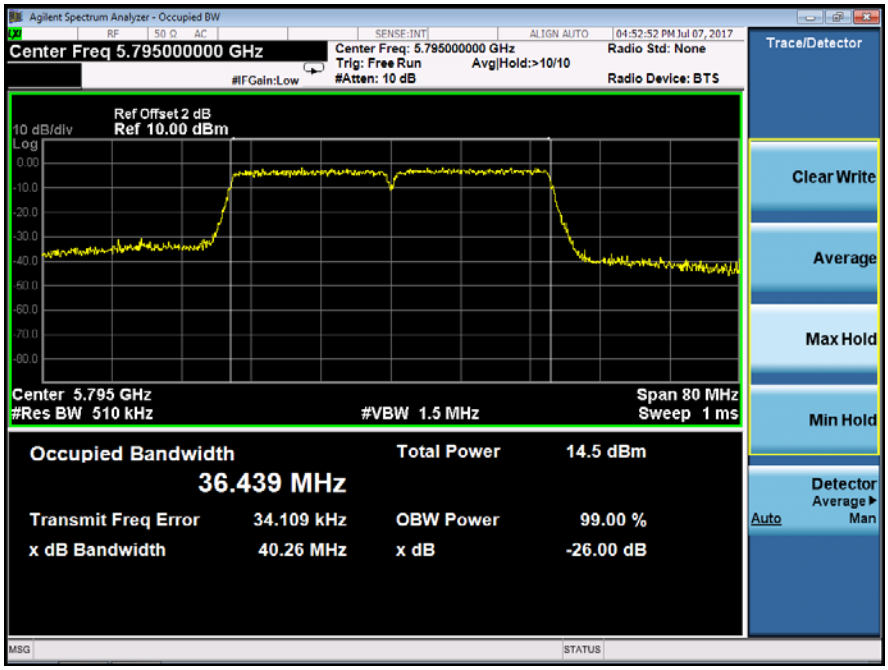

Emission Bandwidth&99% Occupied Bandwidth		UNII Band I	
Test Model	802.11ac(VHT80) mode	Frequency(MHz)	5210
Ant1			

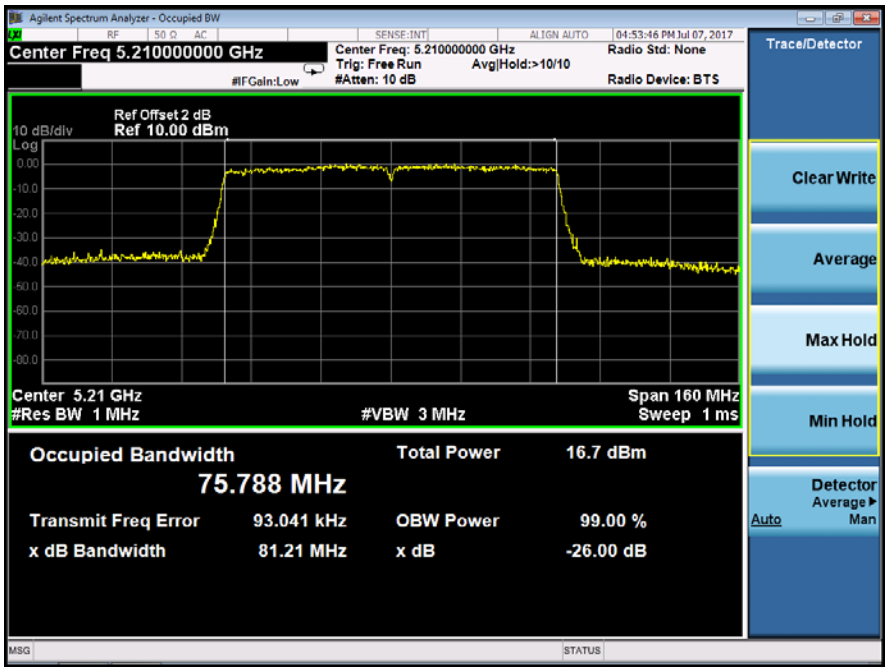

Emission Bandwidth&99% Occupied Bandwidth		UNII Band III	
Test Model	802.11ac(VHT80) mode	Frequency(MHz)	5775
Ant1			

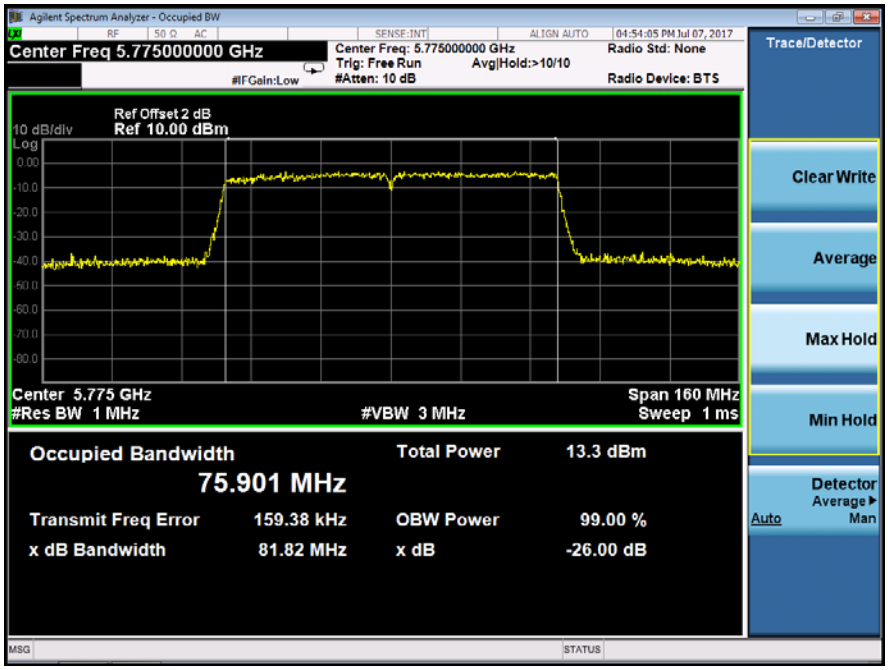

Minimum Emission Bandwidth		UNII Band III	
Test Model	802.11a mode	Frequency(MHz)	5745
Ant1			

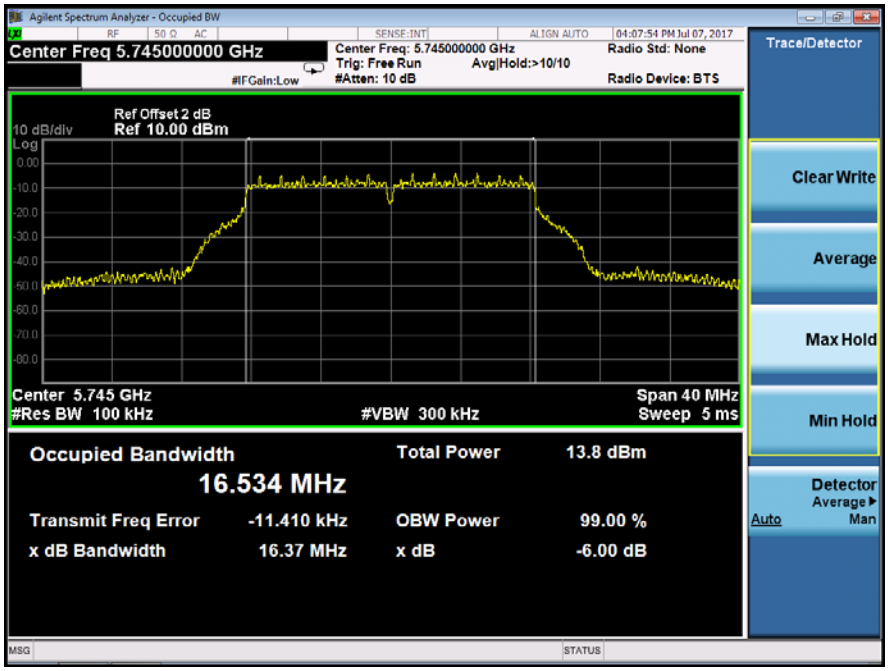

Minimum Emission Bandwidth		UNII Band III	
Test Model	802.11a mode	Frequency(MHz)	5785
Ant1			

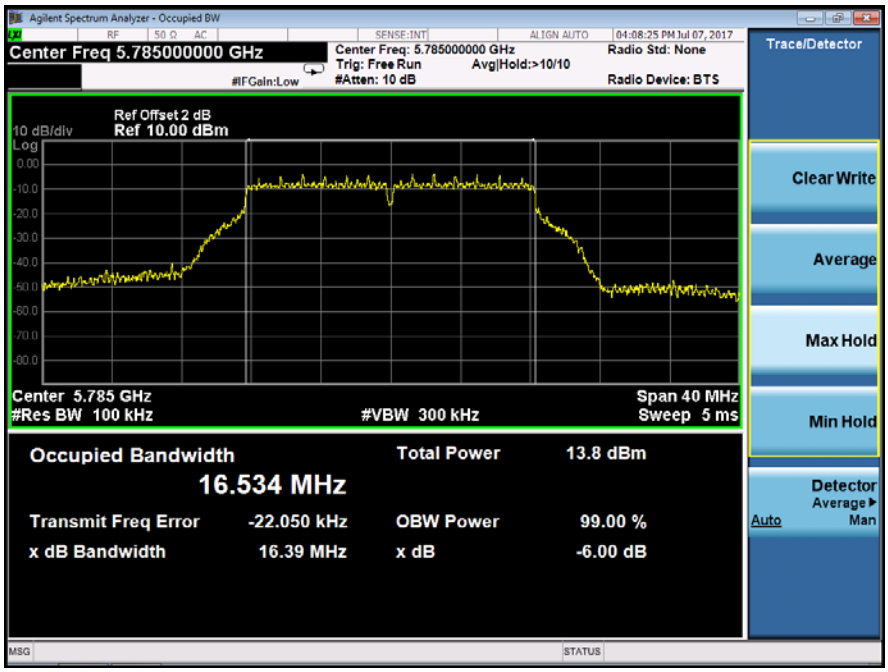

Minimum Emission Bandwidth		UNII Band III	
Test Model	802.11a mode	Frequency(MHz)	5825
Ant1			

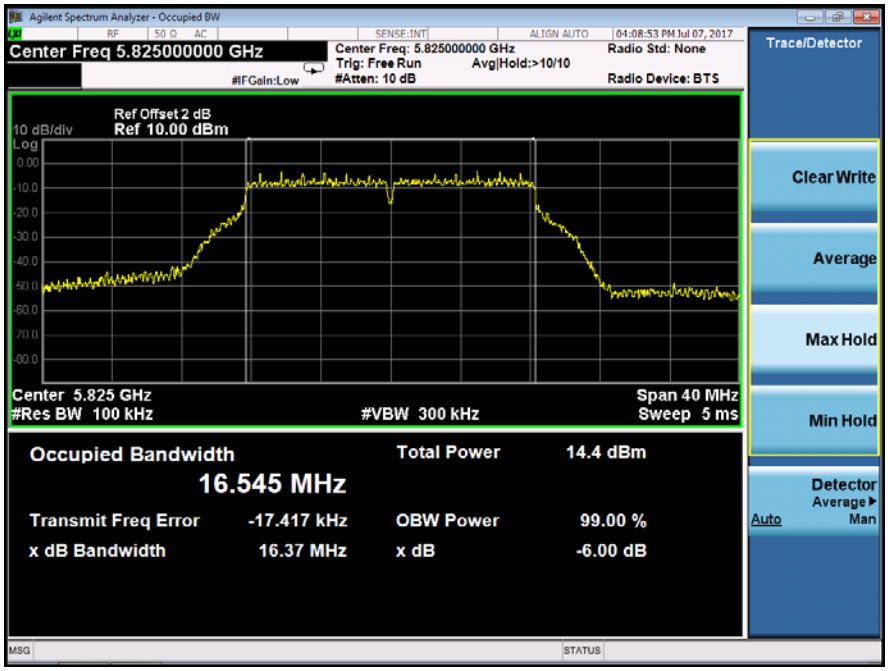

Minimum Emission Bandwidth		UNII Band III	
Test Model	802.11n(VHT20) mode	Frequency(MHz)	5745
Ant1			

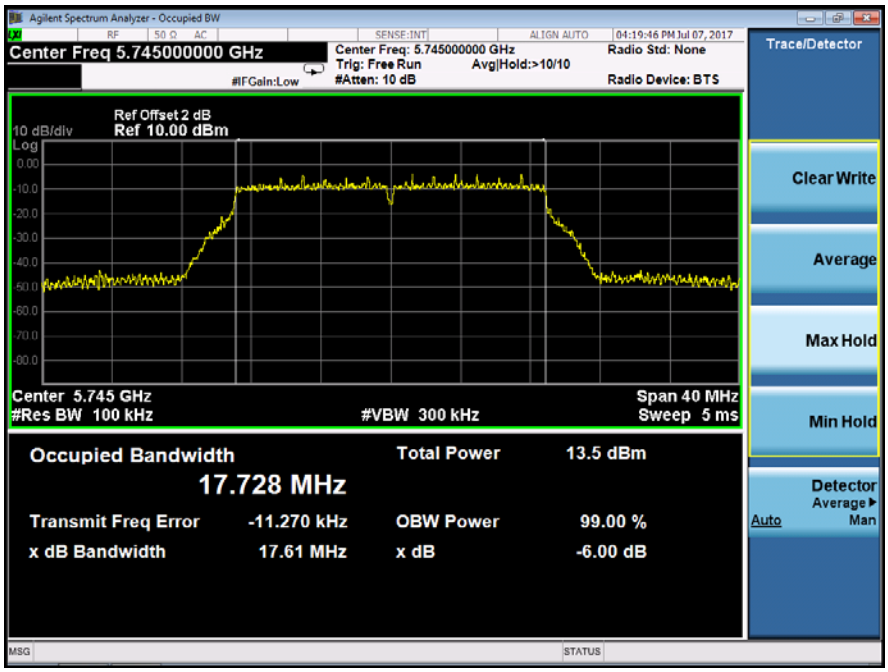

Minimum Emission Bandwidth		UNII Band III	
Test Model	802.11n(VHT20) mode	Frequency(MHz)	5785
Ant1			

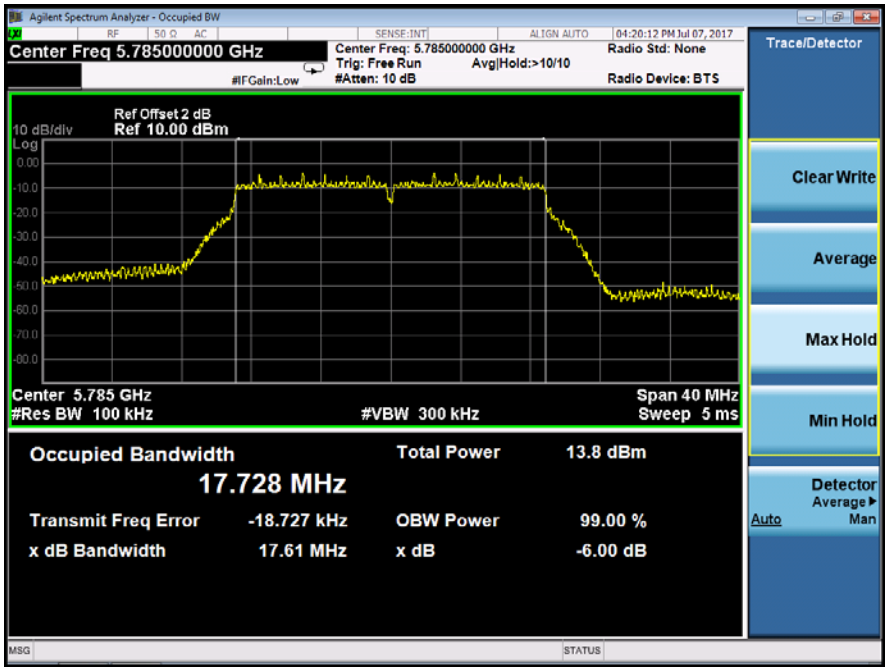

Minimum Emission Bandwidth		UNII Band III	
Test Model	802.11n(VHT20) mode	Frequency(MHz)	5825
Ant1			

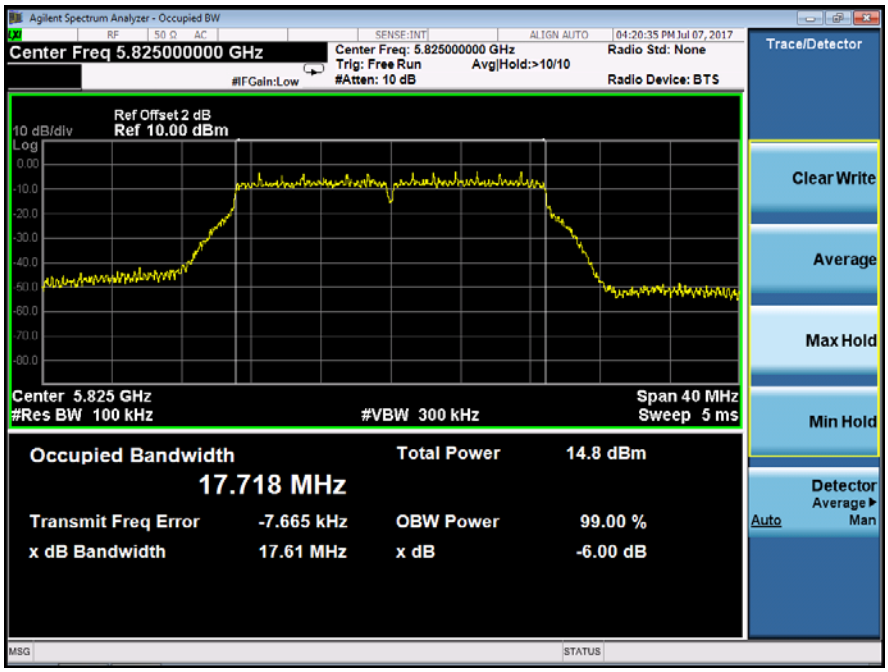

Minimum Emission Bandwidth		UNII Band III	
Test Model	802.11ac(VHT20) mode	Frequency(MHz)	5745
Ant1			

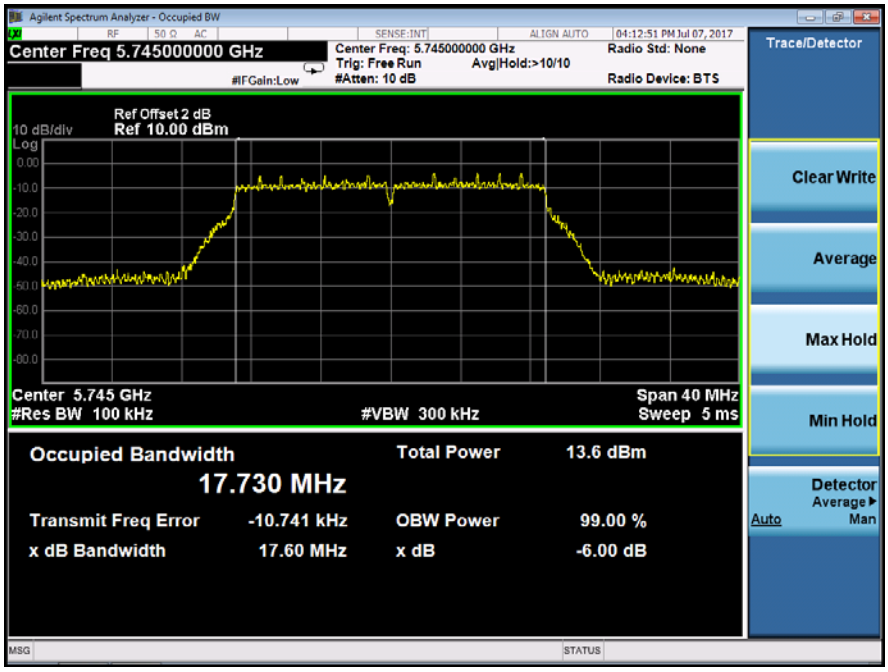

Minimum Emission Bandwidth		UNII Band III	
Test Model	802.11ac(VHT20) mode	Frequency(MHz)	5785
Ant1			

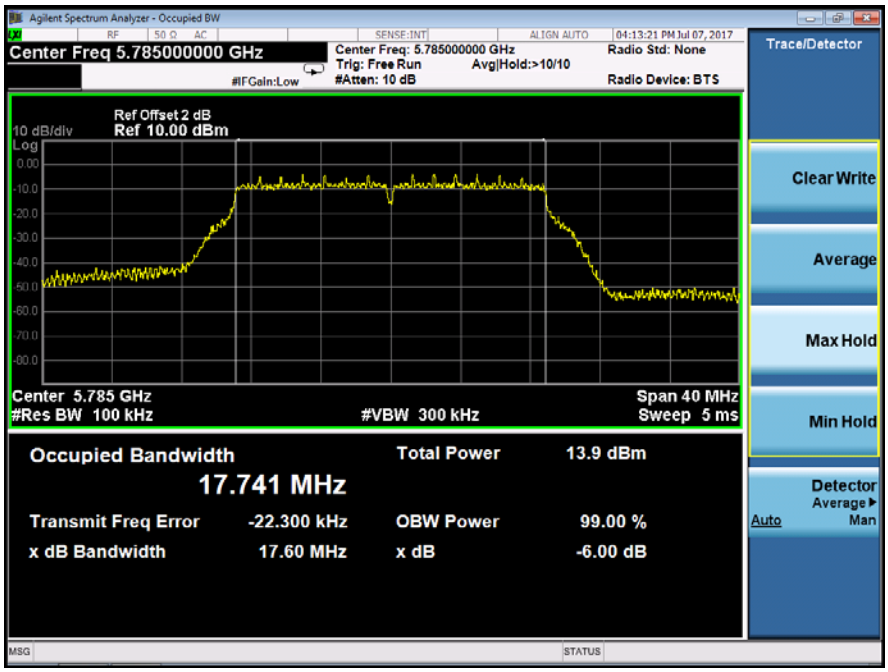

Minimum Emission Bandwidth		UNII Band III	
Test Model	802.11ac(VHT20) mode	Frequency(MHz)	5825
Ant1			

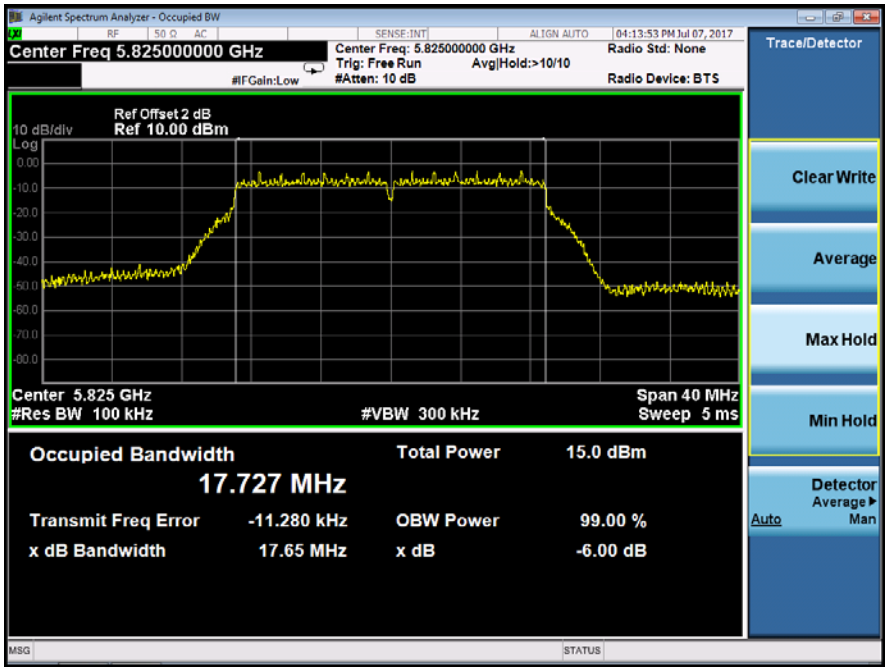

Minimum Emission Bandwidth		UNII Band III	
Test Model	802.11n(VHT40) mode	Frequency(MHz)	5755
Ant1			

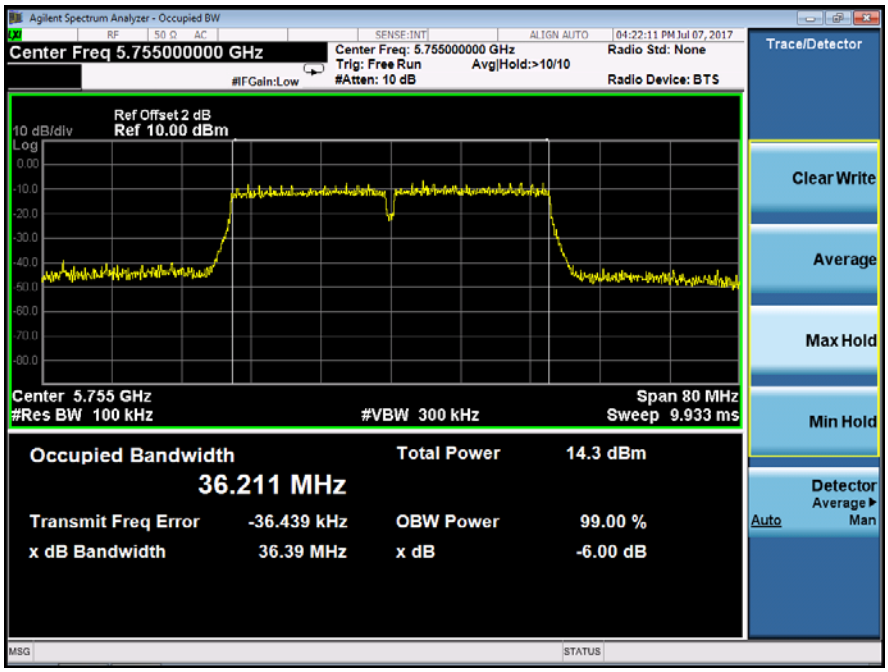

Minimum Emission Bandwidth		UNII Band III	
Test Model	802.11n(VHT40) mode	Frequency(MHz)	5795
Ant1			

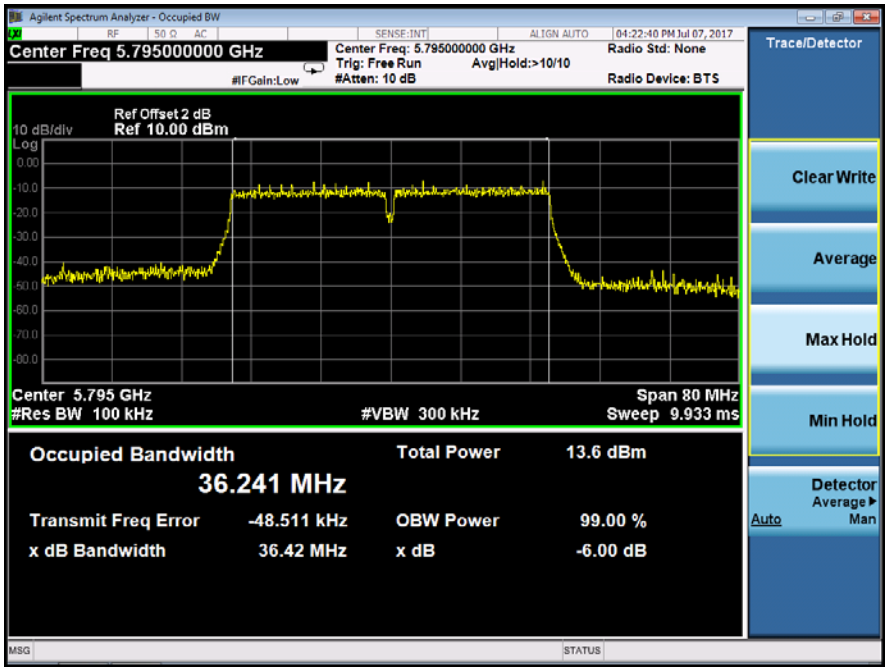

Minimum Emission Bandwidth		UNII Band III	
Test Model	802.11ac(VHT40) mode	Frequency(MHz)	5755
Ant1			

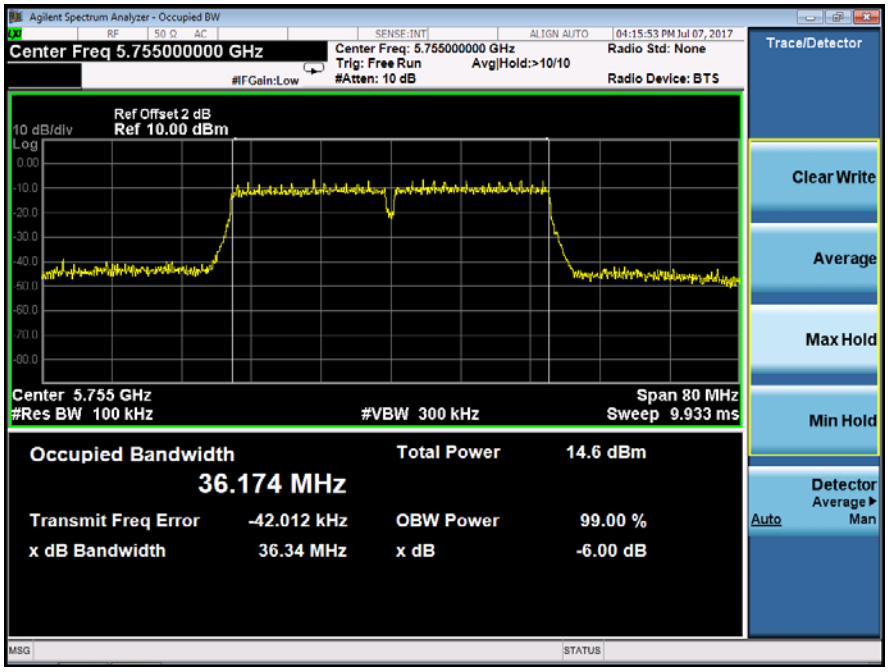

Minimum Emission Bandwidth		UNII Band III	
Test Model	802.11ac(VHT40) mode	Frequency(MHz)	5795
Ant1			

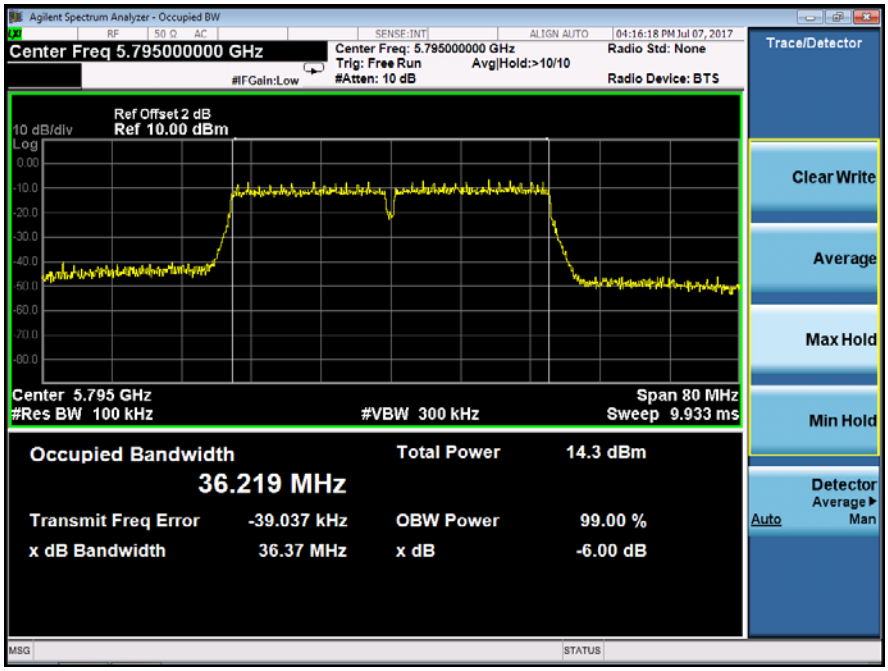

Minimum Emission Bandwidth		UNII Band III	
Test Model	802.11ac(VHT80) mode	Frequency(MHz)	5775
Ant1			

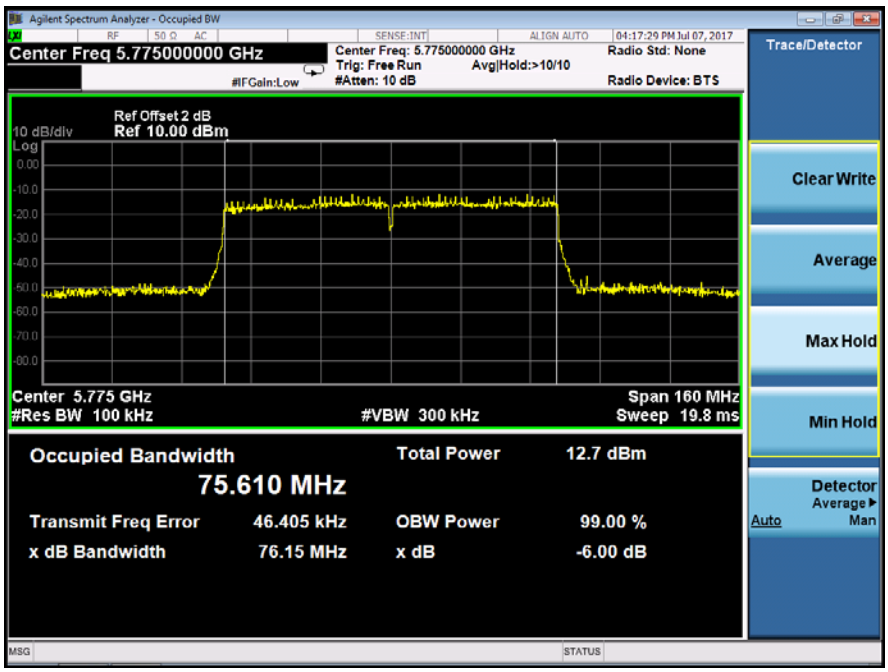

8.2 MAXIMUM CONDUCTED OUTPUT POWER

8.2.1 Applicable Standard

According to FCC Part 15.407(a)(1) for UNII Band I
According to FCC Part 15.407(a)(2) for UNII Band II-A and UNII Band II-C
According to FCC Part 15.407(a)(3) for UNII Band III
According to 789033 D02 Section II(E)

8.2.2 Conformance Limit

- For the band 5.15-5.25 GHz,

(a) (1) (i) For an outdoor access point operating in the band 5.15-5.25 GHz, the maximum conducted output power over the frequency band of operation shall not exceed 1 W provided the maximum antenna gain does not exceed 6 dBi. If transmitting antennas of directional gain greater than 6 dBi are used, both the maximum conducted output power and the maximum power spectral density shall be reduced by the amount in dB that the directional gain of the antenna exceeds 6 dBi. The maximum e.i.r.p. at any elevation angle above 30 degrees as measured from the horizon must not exceed 125 mW (21 dBm).
(a) (1) (ii) For an indoor access point operating in the band 5.15-5.25 GHz, the maximum conducted output power over the frequency band of operation shall not exceed 1 W provided the maximum antenna gain does not exceed 6 dBi. If transmitting antennas of directional gain greater than 6 dBi are used, both the maximum conducted output power and the maximum power spectral density shall be reduced by the amount in dB that the directional gain of the antenna exceeds 6 dBi.
(a) (1) (iii) For fixed point-to-point access points operating in the band 5.15-5.25 GHz, the maximum conducted output power over the frequency band of operation shall not exceed 1 W (30dBm). Fixed point-to-point U-NII devices may employ antennas with directional gain up to 23 dBi without any corresponding reduction in the maximum conducted output power or maximum power spectral density. For fixed point-to-point transmitters that employ a directional antenna gain greater than 23 dBi, a 1 dB reduction in maximum conducted output power and maximum power spectral density is required for each 1 dB of antenna gain in excess of 23 dBi. Fixed, point-to-point operations exclude the use of point-to-multipoint systems, omnidirectional applications, and multiple collocated transmitters transmitting the same information. The operator of the U-NII device, or if the equipment is professionally installed, the installer, is responsible for ensuring that systems employing high gain directional antennas are used exclusively for fixed, point-to-point operations.
(a) (1) (iv) For mobile and portable client devices in the 5.15-5.25 GHz band, the maximum conducted output power over the frequency band of operation shall not exceed 250 mW (24dBm) provided the maximum antenna gain does not exceed 6 dBi. If transmitting antennas of directional gain greater than 6 dBi are used, both the maximum conducted output power and the maximum power spectral density shall be reduced by the amount in dB that the directional gain of the antenna exceeds 6 dBi.

- For the 5.25-5.35 GHz and 5.47-5.725 GHz bands

(a) (2) the maximum conducted output power over the frequency bands of operation shall not exceed the lesser of 250 mW or 11 dBm + 10 log B, where B is the 26 dB emission bandwidth in megahertz. In addition, the maximum power spectral density shall not exceed 11 dBm in any 1 megahertz band. If transmitting antennas of directional gain greater than 6 dBi are used, both the maximum conducted output power and the maximum power spectral density shall be reduced by the amount in dB that the directional gain of the antenna exceeds 6 dBi.

- For the band 5.725-5.85 GHz

(a) (3)For the band 5.725-5.85 GHz, the maximum conducted output power over the frequency band of operation shall not exceed 1 W (30dBm). In addition, the maximum power spectral density shall not exceed 30 dBm in any 500-kHz band. If transmitting antennas of directional gain greater than 6 dBi are used, both the maximum conducted output power and the maximum power spectral density shall be reduced by the amount in dB that the directional gain of the antenna exceeds 6 dBi.

8.2.3 Test Configuration

Test according to clause 6.1 radio frequency test setup

8.2.4 Test Procedure

The maximum average conducted output power can be measured using Method PM-G (Measurement using a gated RF average power meter):
Measurements may be performed using a wideband gated RF power meter provided that the gate parameters are adjusted such that the power is measured only when the EUT is transmitting at its maximum power control level. Since the measurement is made only during the ON time of the transmitter, no duty cycle correction factor is required.

a. The Transmitter output (antenna port) was connected to the power meter.
b. Turn on the EUT and power meter and then record the power value.
c. Repeat above procedures on all channels needed to be tested.

8.2.5 Test Results

☒ 802.11a mode

Temperature :	28℃	Test Date :	July 07, 2017
Humidity :	65 %	Test By:	King Kong

Band	Channel Number	Channel Freq. (MHz)	Conducted Output Power(dBm)		Limit (dBm)	Verdict
			Ant0	Ant1		
UNII Band I	CH36	5180	13.81	13.80	24	Pass
	CH40	5200	13.57	13.89	24	Pass
	CH48	5240	13.71	13.70	24	Pass
UNII Band III	CH149	5745	9.35	9.51	30	Pass
	CH157	5785	9.62	9.40	30	Pass
	CH165	5825	10.14	9.91	30	Pass
Note: N/A (Not Applicable)						

☒ 802.11n(VHT20) mode

Temperature :	28℃	Test Date :	July 07, 2017
Humidity :	65 %	Test By:	King Kong

Band	Channel Number	Channel Freq. (MHz)	Conducted Output Power(dBm)			Limit (dBm)	Verdict
			Ant0	Ant1	Ant0+1		
UNII Band I	CH36	5180	13.71	13.58	16.66	24	Pass
	CH40	5200	13.69	13.65	16.68	24	Pass
	CH48	5240	13.67	13.71	16.70	24	Pass
UNII Band III	CH149	5745	9.45	9.28	12.38	30	Pass
	CH157	5785	9.42	9.24	12.34	30	Pass
	CH165	5825	9.91	9.77	12.85	30	Pass
Note: N/A (Not Applicable)							

☒ 802.11ac(VHT20) mode

Temperature :	28℃	Test Date :	July 07, 2017
Humidity :	65 %	Test By:	King Kong

Band	Channel Number	Channel Freq. (MHz)	Conducted Output Power(dBm)			Limit (dBm)	Verdict
			Ant0	Ant1	Ant0+1		
UNII Band I	CH36	5180	13.83	13.68	16.77	24	Pass
	CH40	5200	13.78	13.54	16.67	24	Pass
	CH48	5240	13.52	13.68	16.61	24	Pass
UNII Band III	CH149	5745	9.39	9.37	12.39	30	Pass
	CH157	5785	9.44	9.23	12.35	30	Pass
	CH165	5825	9.92	9.83	12.89	30	Pass
Note: N/A (Not Applicable)							

☒ 802.11n(VHT40) mode

Temperature :	28℃	Test Date :	July 07, 2017
Humidity :	65 %	Test By:	King Kong

Band	Channel Number	Channel Freq. (MHz)	Conducted Output Power(dBm)			Limit (dBm)	Verdict
			Ant0	Ant1	Ant0+1		
UNII Band I	CH38	5190	13.02	13.02	16.03	24	Pass
	CH46	5230	12.87	12.81	15.85	24	Pass
UNII Band III	CH151	5670	9.61	9.39	12.51	30	Pass
	CH159	5795	10.03	9.86	12.96	30	Pass

Note:
N/A (Not Applicable)

☒ 802.11ac(VHT40) mode

Temperature :	28℃	Test Date :	July 07, 2017
Humidity :	65 %	Test By:	King Kong

Band	Channel Number	Channel Freq. (MHz)	Conducted Output Power(dBm)			Limit (MHz)	Verdict
			Ant0	Ant1	Ant0+1		
UNII Band I	CH38	5190	12.99	12.88	15.95	24	Pass
	CH46	5230	13.17	12.91	16.05	24	Pass
UNII Band III	CH151	5670	9.55	9.34	12.46	30	Pass
	CH159	5795	10.05	9.84	12.96	30	Pass

Note:
N/A (Not Applicable)

☒ 802.11ac(VHT80) mode

Temperature :	28℃	Test Date :	July 07, 2017
Humidity :	65 %	Test By:	King Kong

Band	Channel Number	Channel Freq. (MHz)	Conducted Output Power(dBm)			Limit (dBm)	Verdict
			Ant0	Ant1	Ant0+1		
UNII Band I	CH42	5210	12.23	12.15	15.20	24	Pass
UNII Band III	CH155	5775	8.88	8.93	11.92	30	Pass

Note:
N/A (Not Applicable)

Duty Cycle:100%

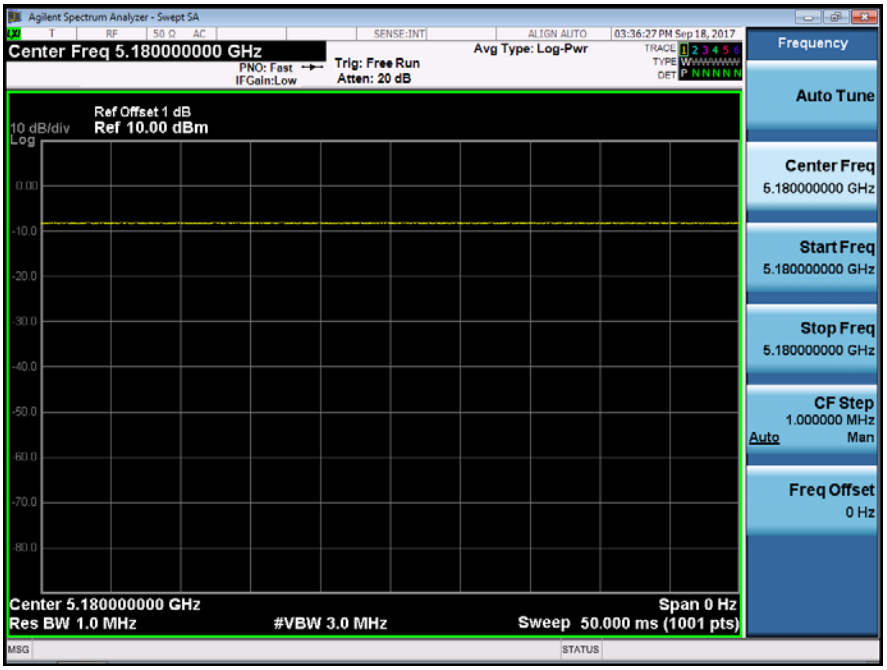

8.3 MAXIMUM PEAK POWER DENSITY

8.3.1 Applicable Standard

According to FCC Part 15.407(a)(1) for UNII Band I
According to FCC Part 15.407(a)(2) for UNII Band II-A and UNII Band II-C
According to FCC Part 15.407(a)(3) for UNII Band III
According to 789033 D02 Section II(F)

8.3.2 Conformance Limit

- For the band 5.15-5.25 GHz,

(a) (1) (i) For an outdoor access point operating in the band 5.15-5.25 GHz, the maximum conducted output power over the frequency band of operation shall not exceed 1 W provided the maximum antenna gain does not exceed 6 dBi. If transmitting antennas of directional gain greater than 6 dBi are used, both the maximum conducted output power and the maximum power spectral density shall be reduced by the amount in dB that the directional gain of the antenna exceeds 6 dBi. The maximum e.i.r.p. at any elevation angle above 30 degrees as measured from the horizon must not exceed 125 mW (21 dBm).
(a) (1) (ii) For an indoor access point operating in the band 5.15-5.25 GHz, the maximum conducted output power over the frequency band of operation shall not exceed 1 W provided the maximum antenna gain does not exceed 6 dBi. If transmitting antennas of directional gain greater than 6 dBi are used, both the maximum conducted output power and the maximum power spectral density shall be reduced by the amount in dB that the directional gain of the antenna exceeds 6 dBi.
(a) (1) (iii) For fixed point-to-point access points operating in the band 5.15-5.25 GHz, the maximum conducted output power over the frequency band of operation shall not exceed 1 W. Fixed point-to-point U-NII devices may employ antennas with directional gain up to 23 dBi without any corresponding reduction in the maximum conducted output power or maximum power spectral density. For fixed point-to-point transmitters that employ a directional antenna gain greater than 23 dBi, a 1 dB reduction in maximum conducted output power and maximum power spectral density is required for each 1 dB of antenna gain in excess of 23 dBi. Fixed, point-to-point operations exclude the use of point-to-multipoint systems, omnidirectional applications, and multiple collocated transmitters transmitting the same information. The operator of the U-NII device, or if the equipment is professionally installed, the installer, is responsible for ensuring that systems employing high gain directional antennas are used exclusively for fixed, point-to-point operations.
(a) (1) (iv) For mobile and portable client devices in the 5.15-5.25 GHz band, the maximum conducted output power over the frequency band of operation shall not exceed 250 mW provided the maximum antenna gain does not exceed 6 dBi. If transmitting antennas of directional gain greater than 6 dBi are used, both the maximum conducted output power and the maximum power spectral density shall be reduced by the amount in dB that the directional gain of the antenna exceeds 6 dBi.

- For the 5.25-5.35 GHz and 5.47-5.725 GHz bands

(b) (2) the maximum conducted output power over the frequency bands of operation shall not exceed the lesser of 250 mW or 11 dBm + 10 log B, where B is the 26 dB emission bandwidth in megahertz. In addition, the maximum power spectral density shall not exceed 11 dBm in any 1 megahertz band. If transmitting antennas of directional gain greater than 6 dBi are used, both the maximum conducted output power and the maximum power spectral density shall be reduced by the amount in dB that the directional gain of the antenna exceeds 6 dBi.

- For the band 5.725-5.85 GHz

(a) (3)For the band 5.725-5.85 GHz, the maximum conducted output power over the frequency band of operation shall not exceed 1 W. In addition, the maximum power spectral density shall not exceed 30 dBm in any 500-kHz band. If transmitting antennas of directional gain greater than 6 dBi are used, both the maximum conducted output power and the maximum power spectral density shall be reduced by the amount in dB that the directional gain of the antenna exceeds 6 dBi.

8.3.3 Test Configuration

Test according to clause 6.1 radio frequency test setup

8.3.4 Test Procedure

Methods refer to FCC KDB 789033

1) Create an average power spectrum for the EUT operating mode being tested by following the instructions in section E)2) for measuring maximum conducted output power using a spectrum analyzer or EMI receiver: select the appropriate test method (SA-3, or alternatives to each) and apply it up to, but not including, the step labeled, “Compute power…”.

2) Use the peak search function on the instrument to find the peak of the spectrum.

3) The result is the PPSD.
4) The above procedures make use of 500kHz resolution bandwidth to satisfy the 500kHz measurement bandwidth specified in the 15.407(a)(5). That rule section also permits use of resolution bandwidths less than 1 MHz “provided that the measured power is integrated to show the total power over the measurement bandwidth” (i.e., 1 MHz). If measurements are performed using a reduced resolution bandwidth and integrated over 500kHz bandwidth
Note: As a practical matter, it is recommended to use reduced RBW of 500 kHz for the sections 5.c) and 5.d) above, since RBW=500 kHz is available on nearly all spectrum analyzers.

8.3.5 Test Results

☒ 802.11a mode

Temperature :	28℃	Test Date :	Feb. 27, 2018
Humidity :	65 %	Test By:	King Kong

Band	Channel Number	Channel Freq. (MHz)	Power Spectral Density		Limit	Verdict
			Ant0	Ant1		
UNII Band I	CH36	5180	2.94	1.46	≤11dBm/1MHz	Pass
	CH40	5200	1.81	1.94	≤11dBm/1MHz	Pass
	CH48	5240	1.10	1.09	≤11dBm/1MHz	Pass
UNII Band III	CH149	5745	-4.96	-4.77	≤30dBm/1MHz	Pass
	CH157	5785	-4.75	-3.68	≤30dBm/1MHz	Pass
	CH165	5825	-3.94	-4.00	≤30dBm/1MHz	Pass
Note: N/A (Not Applicable)						

☒ 802.11n(VHT20) mode

Temperature :	28℃	Test Date :	Feb. 27, 2018
Humidity :	65 %	Test By:	King Kong

Band	Channel Number	Channel Freq. (MHz)	Power Spectral Density			Limit	Verdict
			Ant0	Ant1	Ant0+1		
UNII Band I	CH36	5180	2.18	2.36	5.28	≤11dBm/1MHz	Pass
	CH40	5200	2.20	2.19	5.21	≤11dBm/1MHz	Pass
	CH48	5240	1.98	1.80	4.90	≤11dBm/1MHz	Pass
UNII Band III	CH149	5745	-4.98	-6.23	-2.55	≤30dBm/1MHz	Pass
	CH157	5785	-5.04	-5.36	-2.19	≤30dBm/1MHz	Pass
	CH165	5825	-4.20	-4.33	-1.25	≤30dBm/1MHz	Pass
Note: N/A (Not Applicable)							

☒ 802.11ac(VHT20) mode

Temperature :	28℃	Test Date :	Feb. 27, 2018
Humidity :	65 %	Test By:	King Kong

Band	Channel Number	Channel Freq. (MHz)	Power Spectral Density			Limit	Verdict
			Ant0	Ant1	Ant0+1		
UNII Band I	CH36	5180	1.02	1.31	4.18	≤11dBm/1MHz	Pass
	CH40	5200	1.49	1.64	4.58	≤11dBm/1MHz	Pass
	CH48	5240	1.24	0.32	3.81	≤11dBm/1MHz	Pass
UNII Band III	CH149	5745	-5.25	-4.95	-2.09	≤30dBm/1MHz	Pass
	CH157	5785	-5.12	-5.05	-2.07	≤30dBm/1MHz	Pass
	CH165	5825	-4.78	-5.03	-1.89	≤30dBm/1MHz	Pass
Note: N/A (Not Applicable)							

☒ 802.11n(VHT40) mode

Temperature :	28℃	Test Date :	Feb. 27, 2018
Humidity :	65 %	Test By:	King Kong

Band	Channel Number	Channel Freq. (MHz)	Power Spectral Density			Limit	Verdict
			Ant0	Ant1	Ant0+1		
UNII Band I	CH38	5190	-1.58	-1.62	1.410	≤11dBm/1MHz	Pass
	CH46	5230	-2.52	-2.93	0.290	≤11dBm/1MHz	Pass
UNII Band III	CH151	5670	-7.96	-7.43	-4.677	≤30dBm/1MHz	Pass
	CH159	5795	-7.08	-6.77	-3.912	≤30dBm/1MHz	Pass

Note:
N/A (Not Applicable)

☒ 802.11ac(VHT40) mode

Temperature :	28℃	Test Date :	Feb. 27, 2018
Humidity :	65 %	Test By:	King Kong

Band	Channel Number	Channel Freq. (MHz)	Power Spectral Density			Limit	Verdict
			Ant0	Ant1	Ant0+1		
UNII Band I	CH38	5190	-2.29	-1.41	1.183	≤11dBm/1MHz	Pass
	CH46	5230	-2.18	-2.69	0.583	≤11dBm/1MHz	Pass
UNII Band III	CH151	5670	-8.95	-8.35	-5.629	≤30dBm/1MHz	Pass
	CH159	5795	-7.8	-7.79	-4.785	≤30dBm/1MHz	Pass

Note:
N/A (Not Applicable)

☒ 802.11ac(VHT80) mode

Temperature :	28℃	Test Date :	Feb. 27, 2018
Humidity :	65 %	Test By:	King Kong

Band	Channel Number	Channel Freq. (MHz)	Power Spectral Density			Limit	Verdict
			Ant0	Ant1	Ant0+1		
UNII Band I	CH42	5210	-6.88	-7.38	-4.113	≤11dBm/1MHz	Pass
UNII Band III	CH155	5775	-10.74	-11.34	-8.019	≤30dBm/1MHz	Pass

Note:
N/A (Not Applicable)

Power Spectral Density		UNII Band I	
Test Model	802.11a	Frequency(MHz)	5180
Ant0			

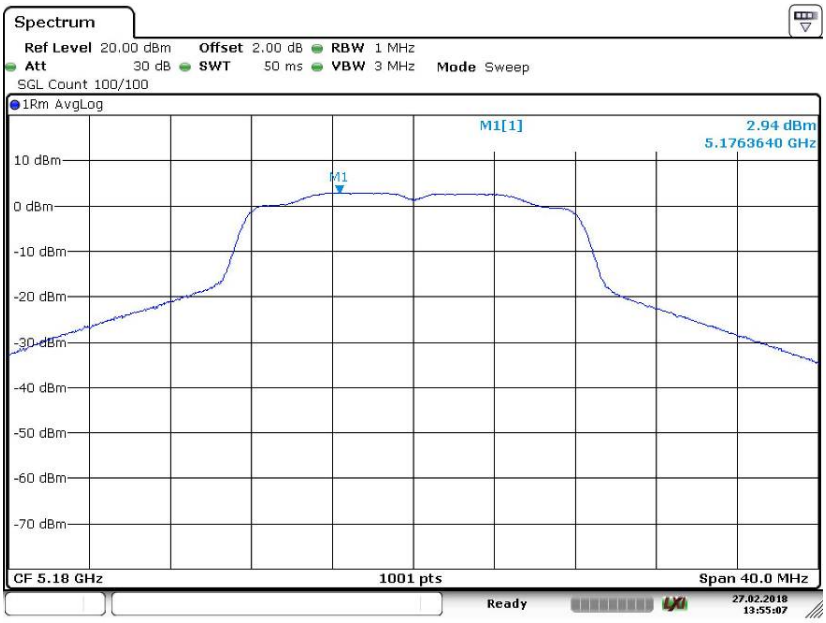

Date: 27.FEB.2018 13:55:07

Power Spectral Density		UNII Band I	
Test Model	802.11a	Frequency(MHz)	5200
Ant0			

Date: 27.FEB.2018 13:56:40

Power Spectral Density		UNII Band I	
Test Model	802.11a	Frequency(MHz)	5240
Ant0			

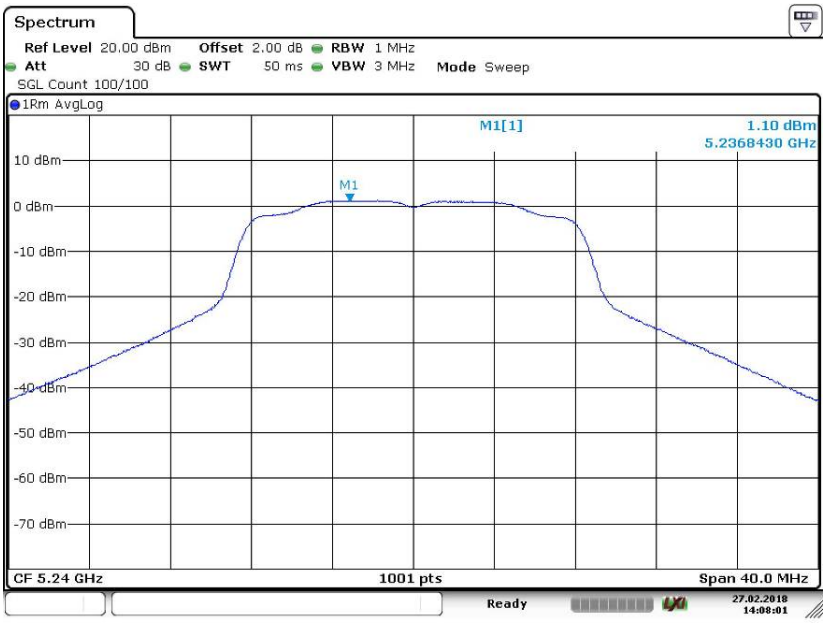

Date: 27.FEB.2018 14:08:00

Power Spectral Density		UNII Band III	
Test Model	802.11a	Frequency(MHz)	5745
Ant0			

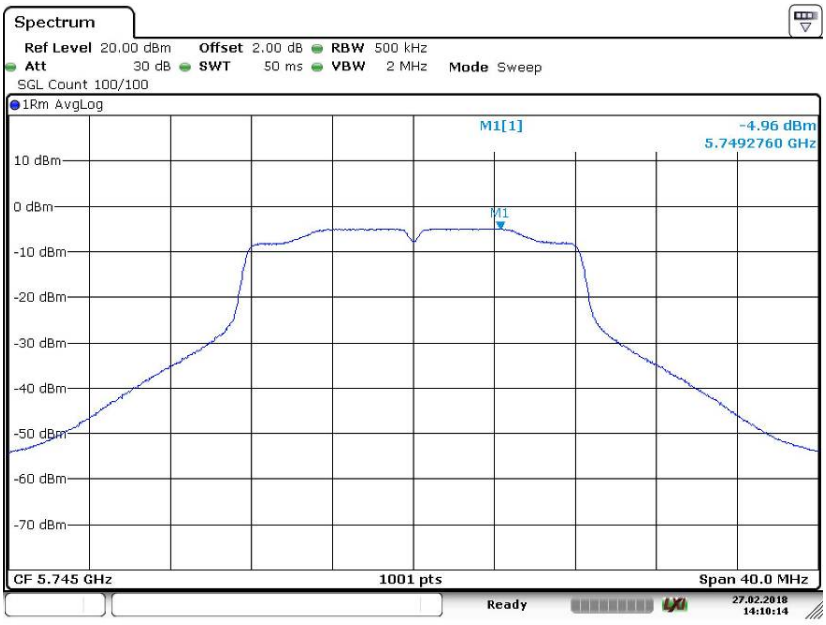

Date: 27.FEB.2018 14:10:15

Power Spectral Density		UNII Band III	
Test Model	802.11a	Frequency(MHz)	5785
Ant0			

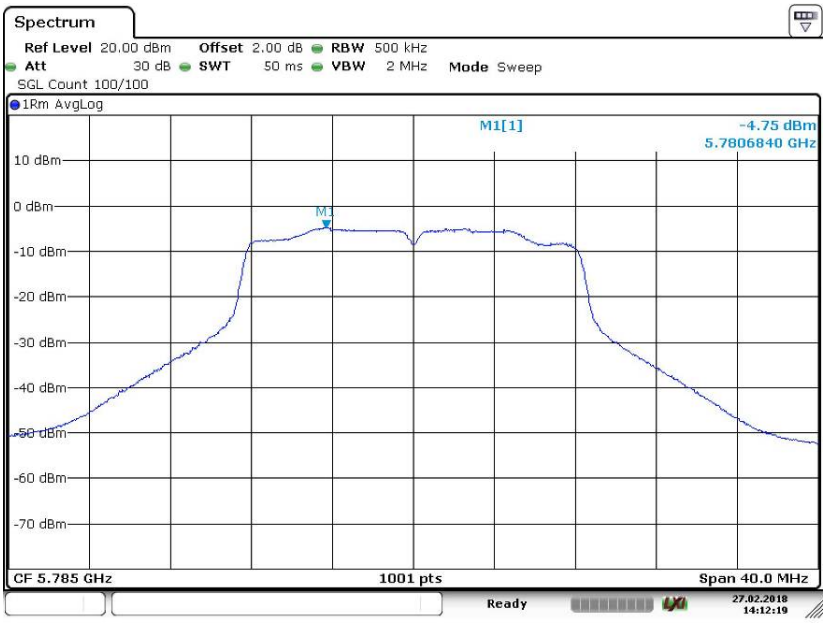

Date: 27.FEB.2018 14:12:19

Power Spectral Density		UNII Band III	
Test Model	802.11a	Frequency(MHz)	5825
Ant0			

Date: 27.FEB.2018 14:13:44

Power Spectral Density		UNII Band I	
Test Model	802.11n(VHT20) mode	Frequency(MHz)	5180
Ant0			

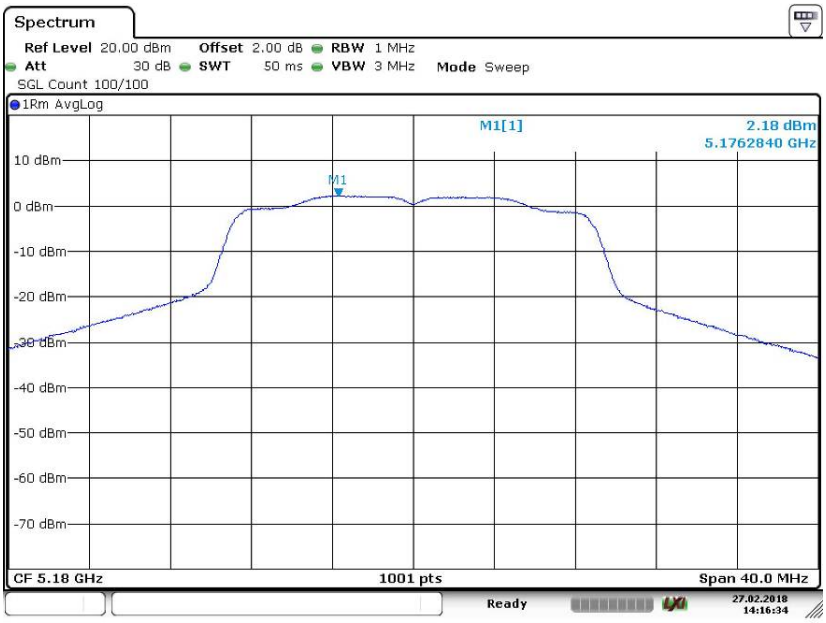

Date: 27.FEB.2018 14:16:34

Power Spectral Density		UNII Band I	
Test Model	802.11n(VHT20) mode	Frequency(MHz)	5200
Ant0			

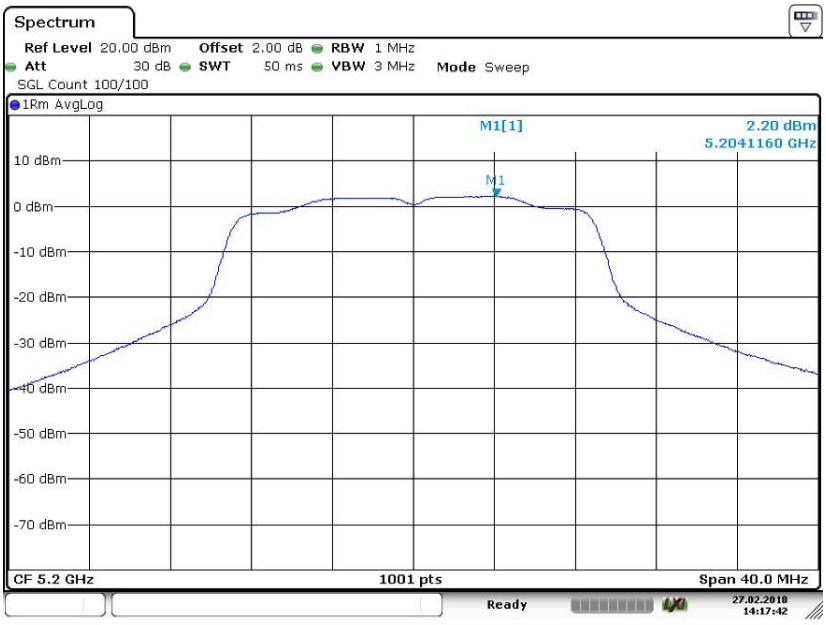

Date: 27.FEB.2018 14:17:42

Power Spectral Density		UNII Band I	
Test Model	802.11n(VHT20) mode	Frequency(MHz)	5240
Ant0			

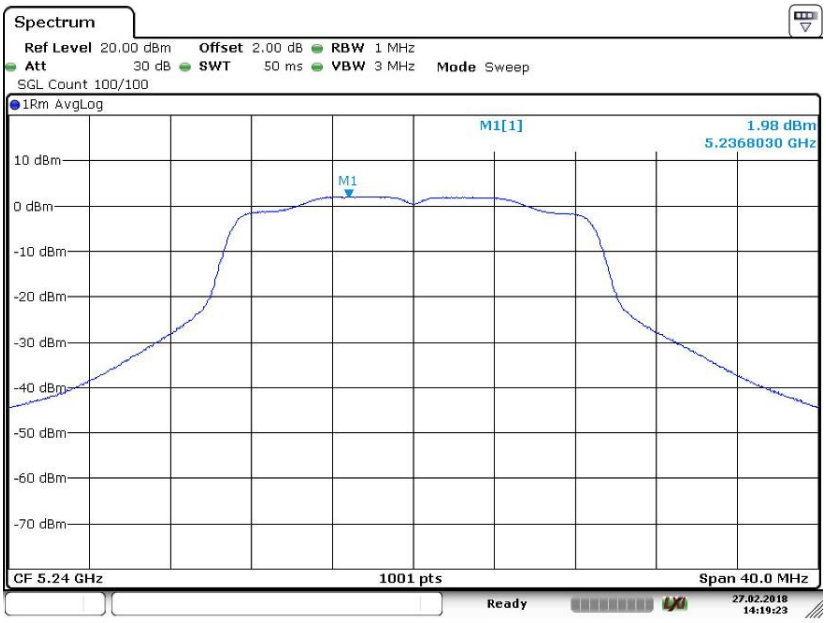

Date: 27.FEB.2018 14:19:23

Power Spectral Density		UNII Band III	
Test Model	802.11n(VHT20) mode	Frequency(MHz)	5745
Ant0			

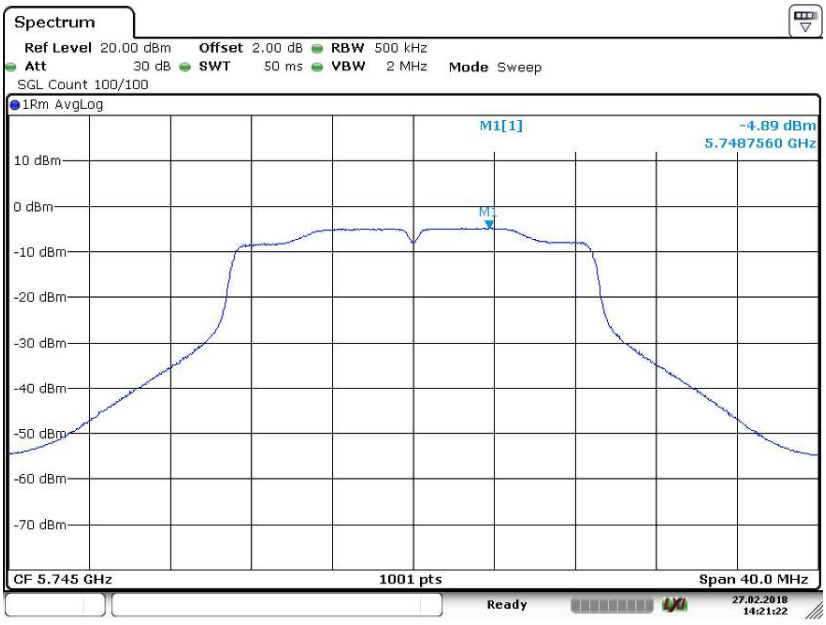

Date: 27.FEB.2018 14:21:22

Power Spectral Density		UNII Band III	
Test Model	802.11n(VHT20) mode	Frequency(MHz)	5785
Ant0			

Date: 27.FEB.2018 14:22:25

Power Spectral Density		UNII Band III	
Test Model	802.11n(VHT20) mode	Frequency(MHz)	5825
Ant0			

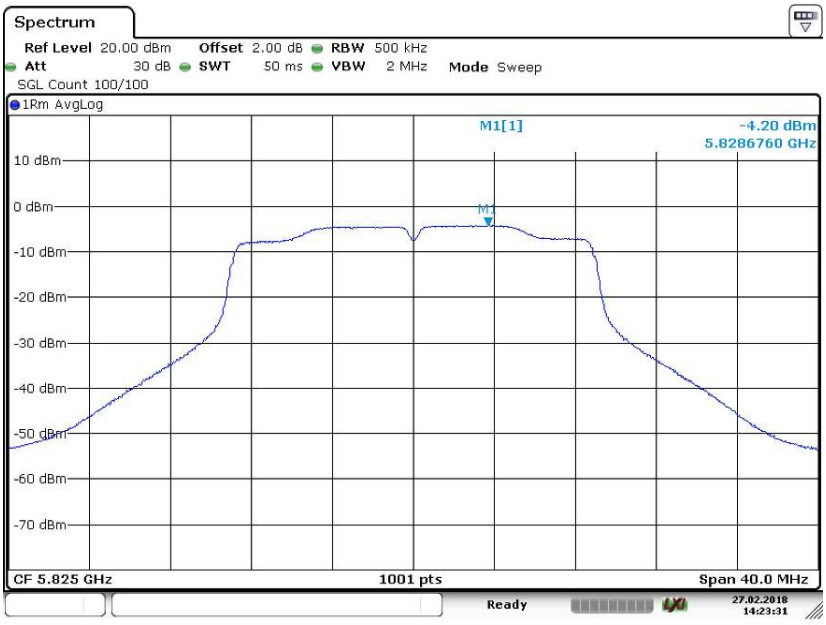

Date: 27.FEB.2018 14:23:31

Power Spectral Density		UNII Band I	
Test Model	802.11ac(VHT20) mode	Frequency(MHz)	5180
Ant0			

Date: 27.FEB.2018 14:25:21

Power Spectral Density		UNII Band I	
Test Model	802.11ac(VHT20) mode	Frequency(MHz)	5200
Ant0			

Date: 27.FEB.2018 14:26:41

Power Spectral Density		UNII Band I	
Test Model	802.11ac(VHT20) mode	Frequency(MHz)	5240
Ant0			

Date: 27.FEB.2018 14:27:50

Power Spectral Density		UNII Band III	
Test Model	802.11ac(VHT20) mode	Frequency(MHz)	5745
Ant0			

Date: 27.FEB.2018 14:32:31

Power Spectral Density		UNII Band III	
Test Model	802.11ac(VHT20) mode	Frequency(MHz)	5785
Ant0			

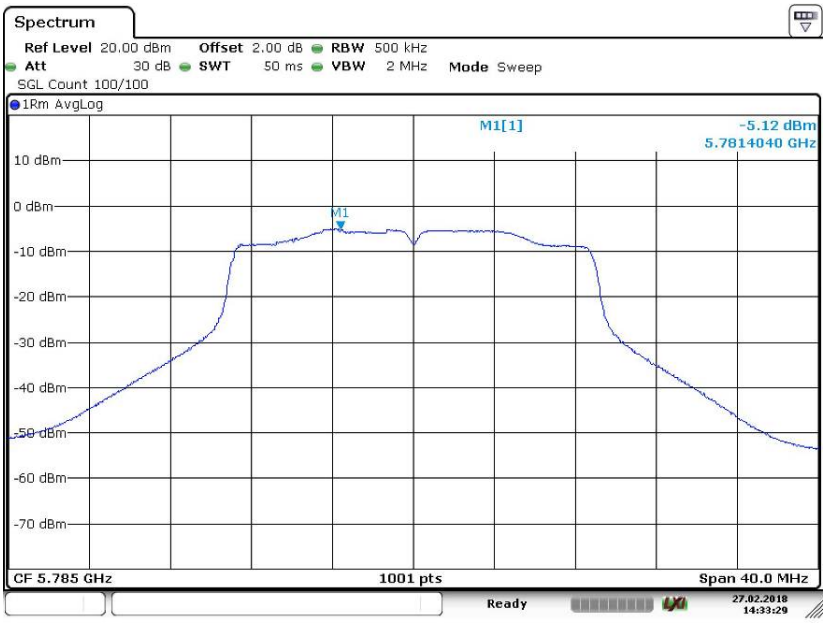

Date: 27.FEB.2018 14:33:28

Power Spectral Density		UNII Band III	
Test Model	802.11ac(VHT20) mode	Frequency(MHz)	5825
Ant0			

Date: 27.FEB.2018 14:34:55

Power Spectral Density		UNII Band I	
Test Model	802.11n(VHT40) mode	Frequency(MHz)	5190
Ant0			

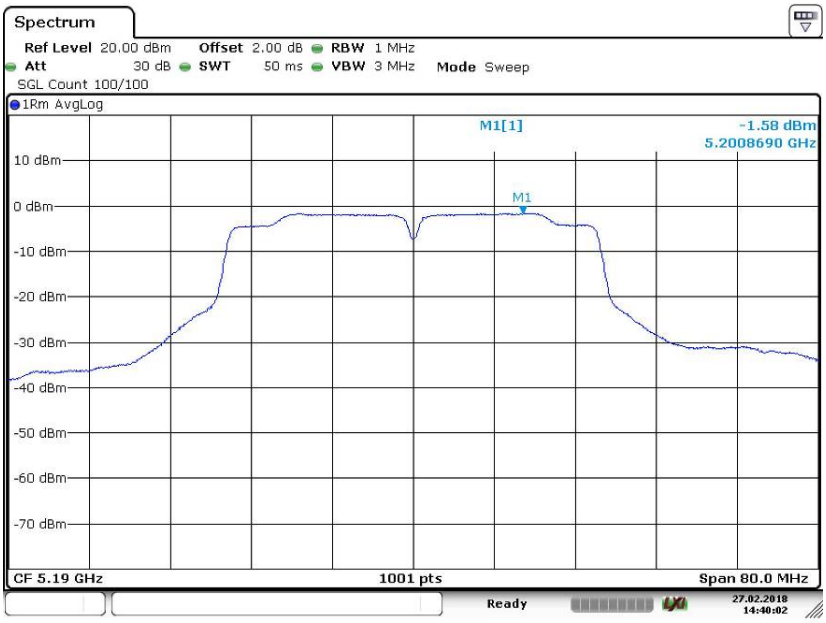

Date: 27.FEB.2018 14:40:02

Power Spectral Density		UNII Band I	
Test Model	802.11n(VHT40) mode	Frequency(MHz)	5230
Ant0			

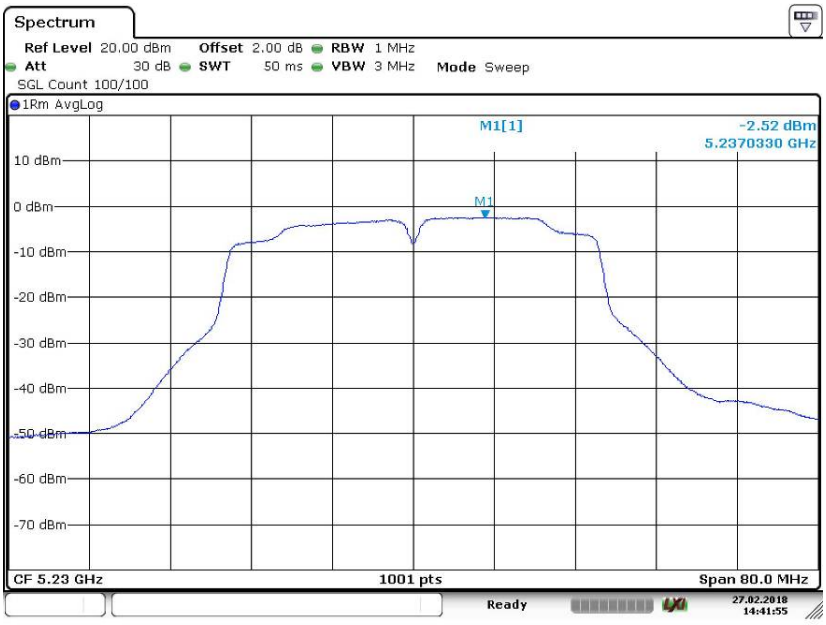

Date: 27.FEB.2018 14:41:54

Power Spectral Density		UNII Band III	
Test Model	802.11n(VHT40) mode	Frequency(MHz)	5755
Ant0			

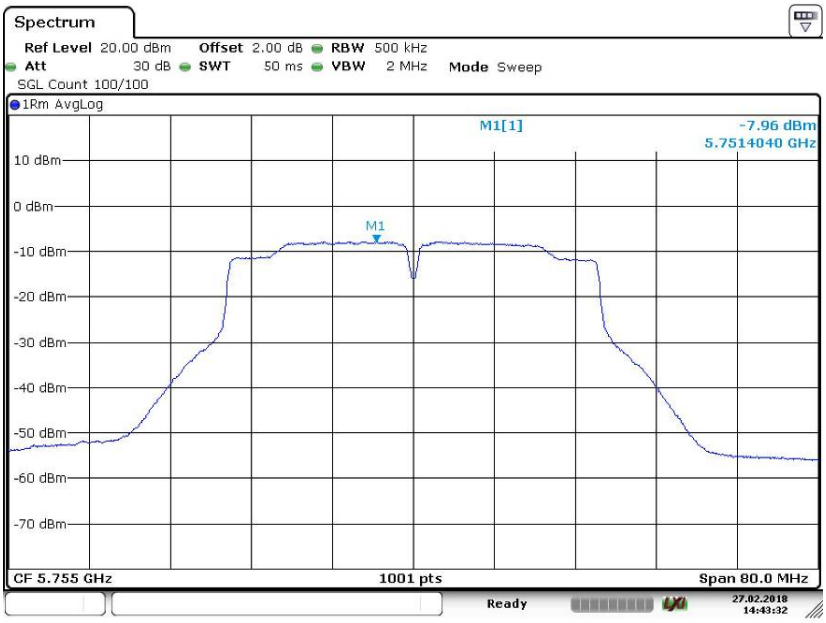

Date: 27.FEB.2018 14:43:32

Power Spectral Density		UNII Band III	
Test Model	802.11n(VHT40) mode	Frequency(MHz)	5795
Ant0			

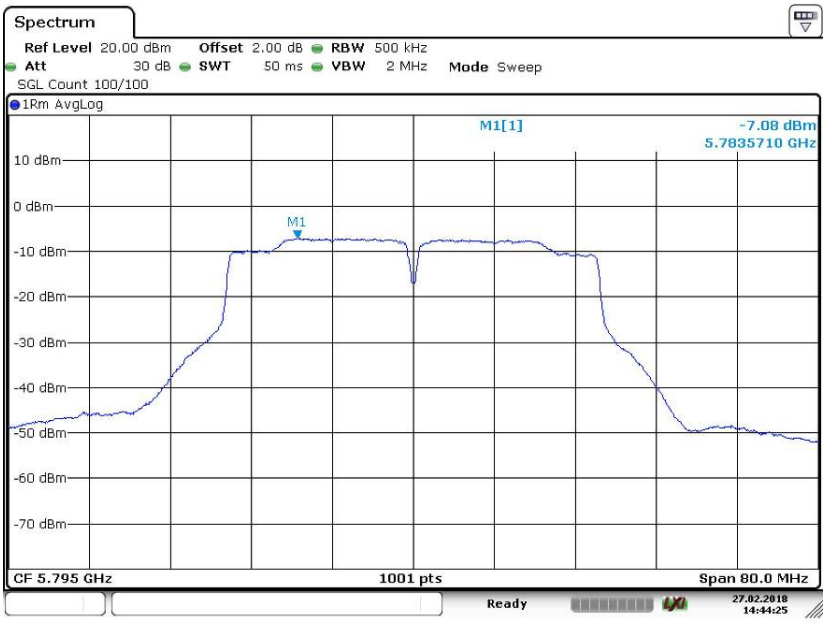

Date: 27.FEB.2018 14:44:24

Power Spectral Density		UNII Band I	
Test Model	802.11ac(VHT40) mode	Frequency(MHz)	5190
Ant0			

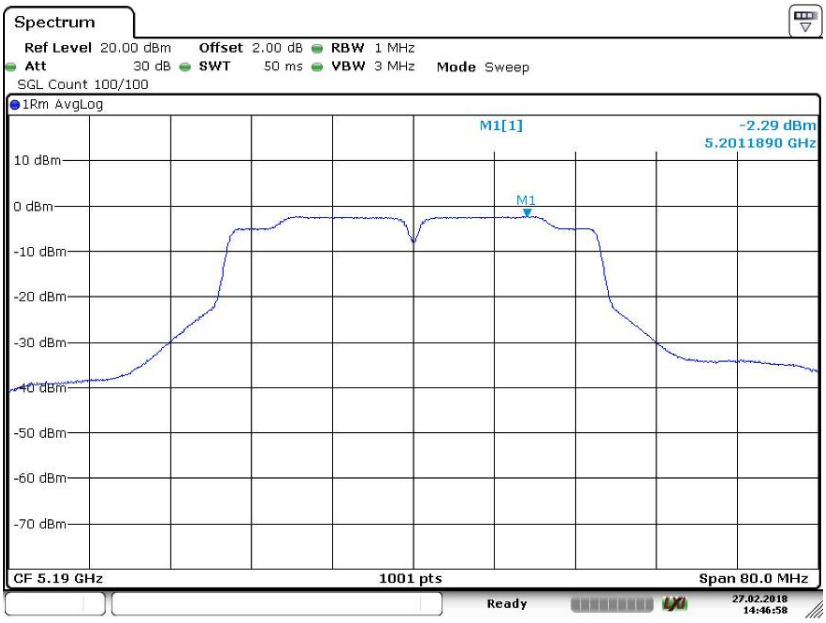

Date: 27.FEB.2018 14:46:58

Power Spectral Density		UNII Band I	
Test Model	802.11ac(VHT40) mode	Frequency(MHz)	5230
Ant0			

Date: 27.FEB.2018 14:48:02

Power Spectral Density		UNII Band III	
Test Model	802.11ac(VHT40) mode	Frequency(MHz)	5755
Ant0			

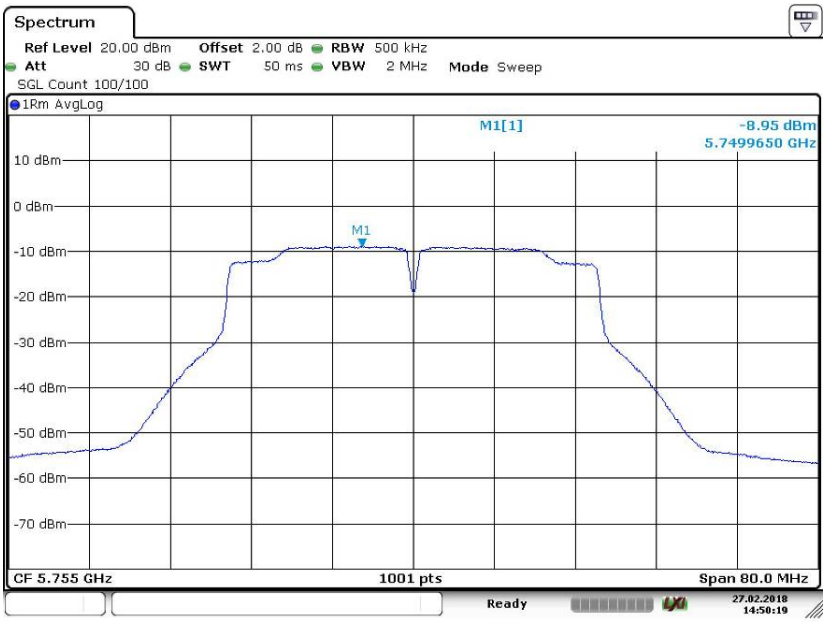

Date: 27.FEB.2018 14:50:19

Power Spectral Density		UNII Band III	
Test Model	802.11ac(VHT40) mode	Frequency(MHz)	5795
Ant0			

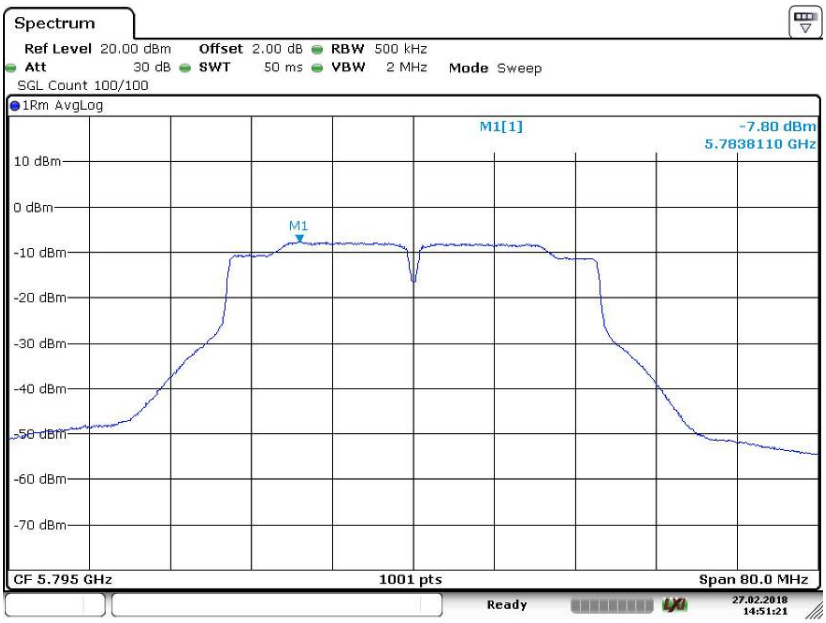

Date: 27.FEB.2018 14:51:21

Power Spectral Density		UNII Band I	
Test Model	802.11ac(VHT80) mode	Frequency(MHz)	5210
Ant0			

Date: 27.FEB.2018 14:54:11

Power Spectral Density		UNII Band III	
Test Model	802.11ac(VHT80) mode	Frequency(MHz)	5775
Ant0			

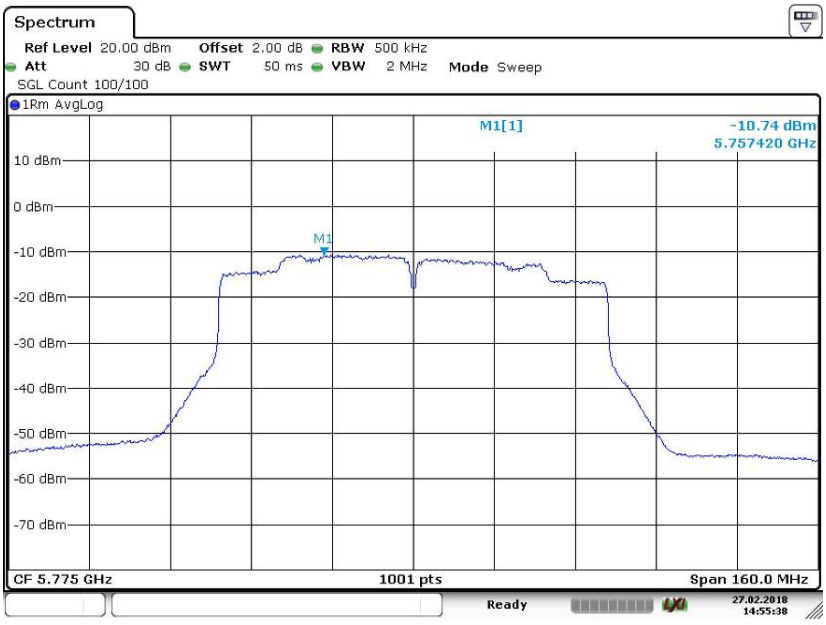

Date: 27.FEB.2018 14:55:38

Power Spectral Density		UNII Band I	
Test Model	802.11a	Frequency(MHz)	5180
Ant1			

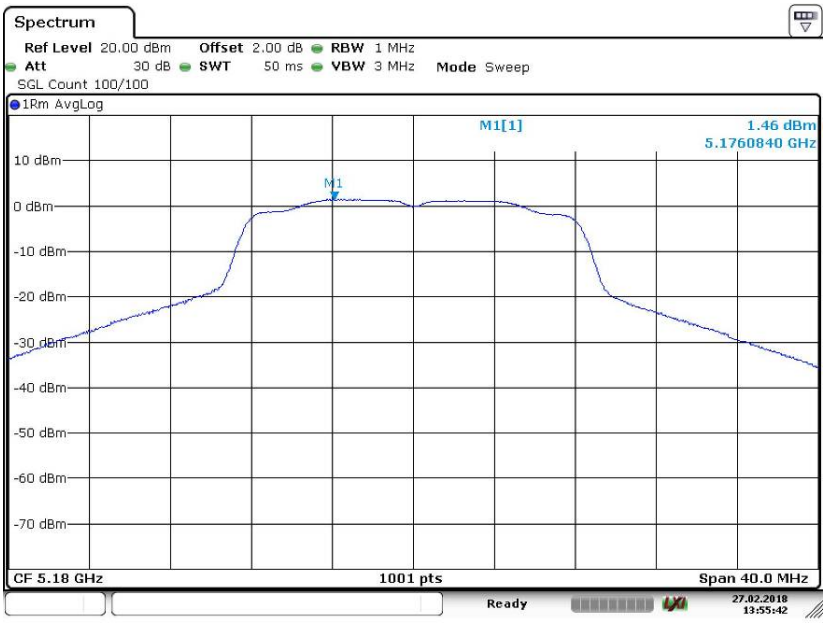

Date: 27.FEB.2018 13:55:43

Power Spectral Density		UNII Band I	
Test Model	802.11a	Frequency(MHz)	5200
Ant1			

Date: 27.FEB.2018 13:57:54