APP Introduction

■App Overview

The Lumin App has multi-light control, key frames and music mode. For additional modes please download the iFootage Lumin App or visit www.ifootagegear.com to access a detailed App user guide. To download the APP, please scan the QR code or search for iFootage Lumin App. For more information please visit www. ifootagegear. com after registering you can operate the product using the APP, however should you change to another mobile device, the product will be reset via Bluetooth, after which you can use the APP connection.

iFootage Lumin App QR Code

Offical Website QR Code

App Store

android

Google play

■ Keyframes and sequences

Within the Lumin App you can select the key frame settings within modes.You can apply key frames to layout, loop method, fade time, duration etc to achieve a repeatable lighting status or set of lighting conditions.

■ Multi-light Control

Within the App's project device list, you can choose to add multiple lights to a project. By setting key frames on each light you can create a multiple light sequence.

■ Music mode

Music mode has a variety of ambient colours that react and change according to the music.

■ Special Effects

The iFootage Lumin APP has 8 internal effects, and more parameters can be set in the APP according to your lighting needs.

Accessory Installation

The SL1 220DN LED light comes with its own Bowens adapter and can be used with other light accessories which accommodate a Bowens adapter such as Fresnel attachment, 60cm soft box or beauty dish etc.

■Reflector Installation

To attach the reflector, the three tabs must be aligned with the lamp head and then rotated to lock it in place.

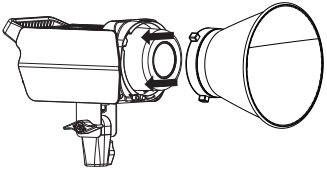

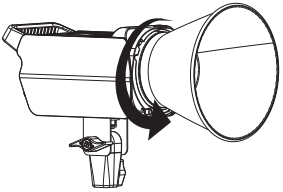

■Reflector Removal

Push the reflector release on the lamp head and rotate the reflector anti-clockwise to remove.

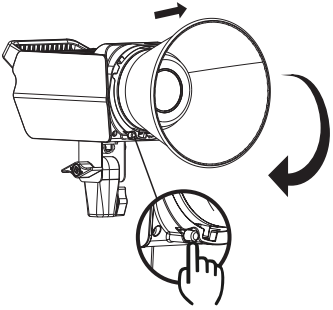

How to Use

■Adjustable Spotlight Angle

The angle of the light can be easily adjusted by turning the angle handle anti-clockwise and then locking back in place by turning clockwise.

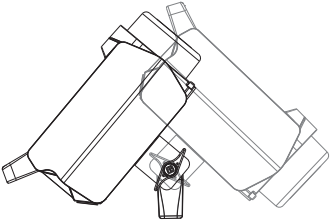

■Usage

The 220DN can be attached to a light stand or other suitable support accessory.

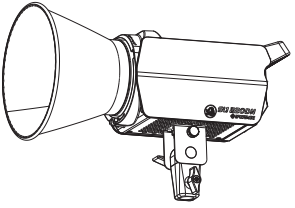

Securely place light on light stand and lock in place using the light's locking control.

Light stand spigot

How to Use

■Control Unit

The control unit has a convenient attachment lanyard and 1/4" screw thread at the rear so that it can be safely attached to a magic arm, grab clamp or other appropriate support accessory.

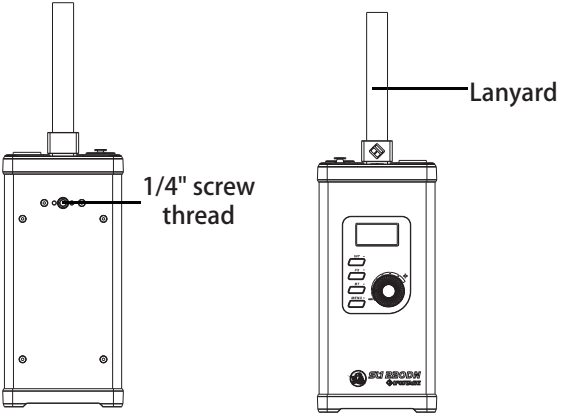

Technical Information

Product Name	LED Light
Model	SL1 220DN
Power Input	AC 100V~240V 50/60HZ
Overall Power	240W Input AC 220V, Output DC 48V
Light Output Power	220W
Material	Aluminium alloy, stainless steel, polycarbonate
Bare Light Size	259 X 211 X 130mm
Power Supply Size	103 X 217 X 65 mm
Bare Light Net Weight	1.75Kg
Power Supply Net Weight	1.2Kg
Working Temperature	-15℃~45℃
SSI CIE-D55 *	84
IES TM-30 *	Rf 97 Rg100
CQS *	97
CRI *	98
TLCI *	99
Colour temperature*	5600K±200
Brightness Range	0%~100%
100% Illuminance *	≈8400LUX (main lamp, distance 1 meter)
100% Illuminance *	≈42000LUX (with reflector, distance 1 meter)
Control Method	Bluetooth APP control, manual button control
Wireless Frequency	2.4GHz
Bluetooth Transmission Distance	＜100 meters (no interference)
Display Type	Monochrome OLED

Note: The above data is based on iFootage Lab tests and there may be some variation in values with data marked with an asterick

List of items

SL1 220DN Main Light Body, Reflector, 5m Power Cable, 3m Light head connecting cable, Control unit, Light Head Protector, Warranty Card, User Manual, Certificate、Carry Case.

Notes

1. In order to avoid equipment failure, please do not expose this product to moisture or use in wet or rainy, sandy or dusty environments.
2. Do not disassemble or modify the product. Mishandling, including dropping the product, may result in permanent damage.
3. Keep this product and its parts out of the reach of children and animals.
4. Please ensure that the product is always free from moisture and is stored safely. Water and other liquids may contain minerals that can corrode the internal electronic circuits.
5. Avoid using or placing the product in high temperature environments, including direct strong, sunlight, as this may shorten the life of electronic parts, damage the battery or distort plastic parts or casings.
6. Avoid using the product in very low temperature environments as internal condensation or water particles may damage electronic circuitry as the temperature rises.
7. Avoid using or storing the product in dirty or dusty environments as this may damage components.
8. Avoid placing the product on or near hot surfaces or sources of heat such as lit cigarettes, naked flames or heating systems.
9. Do not disassemble the product by yourself.Unprofessional treatment will cause damage to the product.
10. Do not drop, knock or shake the product. Rough handling may damage the internal circuit board.
11. During use do not cover the light head with flammable materials.
12. To avoid burns, please do not handle the light if it is hot.

Maintenance

1. To prevent the accumulation of dust particles affecting the performance of the product, please carefully wipe the exterior of the product with a clean, soft, dry cloth at regular intervals.
2. The SL1 220DN is covered by a 1-year warranty from the date of original purchase.
3. Product damage or failure to operate caused by inappropriate or irregular operation is not covered by the warranty.
4. Unauthorized repair or attempting repair will make the warranty void and any authorised repair will then be subject to charges.
5. If the product fails to function or is subjected to water or moisture please ensure it is professionally examined and repaired prior to using it.
6. Always use a clean, dry soft cloth to clean the lens on the product. Do not use harmful chemicals, cleaning agents or liquids to clean the product.
7. In the unlikely event that the product is found to be faulty please contact our Customer Service team who will be happy to assist you: cs@ifootagegear.com.

FCC statement

This device complies with Part 15 of the FCC Rules. Operation is subject to the following two conditions:
(1) This device may not cause harmful interference, and
(2) This device must accept any interference received, including interference that may cause undesired operation.
Warning: Changes or modifications not expressly approved by the party responsible for compliance could void the user's authority to operate the equipment.

NOTE: This equipment has been tested and found to comply with the limits for a Class B digital device, pursuant to Part 15 of the FCC Rules. These limits are designed to provide reasonable protection against harmful interference in a residential installation. This equipment generates uses and can radiate radio frequency energy and, if not installed and used in accordance with the instructions, may cause harmful interference to radio communications. However, there is no guarantee that interference will not occur in a particular installation. If this equipment does cause harmful interference to radio or television reception, which can be determined by turning the equipment off and on, the user is encouraged to try to correct the interference by one or more of the following measures:

Reorient or relocate the receiving antenna.

Increase the separation between the equipment and receiver.

Connect the equipment into an outlet on a circuit different from that to which the receiver is connected.

Consult the dealer or an experienced radio/TV technician for help.

FCC Radiation Exposure Statement:
This equipment complies with FCC radiation exposure limits set forth for an uncontrolled environment. This equipment should be installed and operated with minimum distance 20cm between the radiator & your body

IC statement

- English: "
This device complies with Industry Canada licence-exempt RSS standard(s). Operation is subject to the following two conditions:
(1) this device may not cause interference, and
(2) this device must accept any interference, including interference that may cause undesired operation of the device."
- French:"
Le pr é sent appareil est conforme aux CNR d'Industrie Canada applicables aux appareils radio exempts de licence. L'exploitation est autoris é e aux deux conditions suivantes :
(1) l'appareil nedoit pas produire de brouillage, et
(2) l'utilisateur de l'appareil doit accepter tout brouillage radio é lectrique subi, m ê me si le brouillage est susceptible d'en compromettre le fonctionnement."
Warning: Changes or modifications not expressly approved by the party responsible for compliance could void the user's authority to operate the equipment.
NOTE: This equipment has been tested and found to comply with the limits for a Class B digital device, pursuant to IC Rules. These limits are designed to provide reasonable protection against harmful interference in a residential installation. This equipment generates uses and can radiate radio frequency energy and, if not installed and used in accordance with the instructions, may cause harmful interference to radio communications. However, there is no guarantee that interference will not occur in a particular installation. If this equipment does cause harmful interference to radio or television reception, which can be determined by turning the equipment off and on, the user is encouraged to try to correct the interference by one or more of the following measures:

Reorient or relocate the receiving antenna.

Increase the separation between the equipment and receiver.

Connect the equipment into an outlet on a circuit different from that to which the receiver is connected.

Consult the dealer or an experienced radio/TV technician for help.

IC Radiation Exposure Statement:
This equipment complies with IC radiation exposure limits set forth for an uncontrolled environment. This equipment should be installed and operat-ed with minimum distance 20cm between the radiator & your body.

Le pr é sent appareil est conforme Apr è s examen de ce mat é riel aux conformit é ou aux limites d' intensit é de champ RF, les utilisateurs peuvent sur l' exposition aux radiofr é quences et compliance d' acqu é rir les informations correspondantes. La distance minimale du corps à utiliser le dispositif est de 20cm.

Statement

iFootage reserve the right to amend or rectify all hardware and software specifications at any time without notice. If there appears to be any difference between the contents of the instruction manual and the actual product, please refer to the product itself.

iFootage and its associates will not be held responsible for the use or misuse of any of the iFootage products or any direct, indirect, punitive, incidental, special consequential property or life damage responsibility. The risk of users or any other person using this product shall be borne by the user. This will not affect your legal rights.

iFootage Lumin APP QR Code

Offical Website QR Code

To download the iFootage Lumin APP, please scan the QR code or visit our website. For more information on operation modes please visit our website www.ifootagegear.com

Manufacturer's Information

IFOOTAGE INTERNATIONAL (HK) LIMITED

UK Design & Made in China

Origin: China

Website: www.ifootagegear.com