

# User Manual

## Bluetooth Pairing

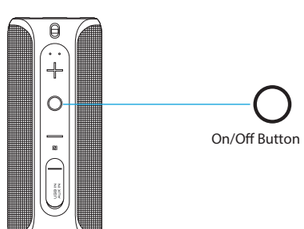


Step 1: Long press button 3 seconds to power on. Then the speaker will enter into Bluetooth pairing mode with the blue indicator blinking.

Step 2: Open the setting and find SoundCup-X on the Bluetooth name list in the phone

Step 3: Clicking "SoundCup-X" on the list, with two "DongDong" sound and light keeping on, which means connection succeeded and can start to play music.

## AUX IN Connection

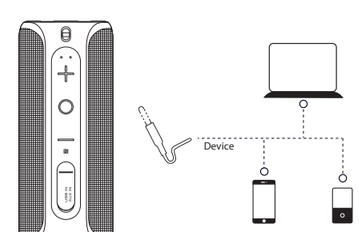


## Basic Operation

### Bluetooth Mode

○ 1.Short press when playing music for Play/Pause
2.When a call is coming, short press to answer
3. When a call is coming, double press to refuse the call
4. During a call conversation, short press to hang off

\+ 1. Short press for volume up
2. Long press for next track

— 1. Short press for volume down
2. Long press for previous track

### AUX IN Mode

\+ Short press for volume up

— Short press for volume down

## FCC Statement

This device complies with Part 15 of the FCC rules. Operation is subject to the following two conditions: 1) this device may not cause harmful interference, and 2) this device must accept any interference received, including interference that may cause undesired operation.

Note: This equipment has been tested and found to comply with the limits for a Class B digital device, pursuant to part 15 of the FCC Rules. These limits are designed to provide reasonable protection against harmful interference in a residential installation. This equipment generates uses and can radiate radio frequency energy and, if not installed and used in accordance with the instructions, may cause harmful interference to radio communications. However, there is no guarantee that interference will not occur in particular installation. If this equipment does cause harmful interference to radio or television reception, which can be determined by turning the equipment off and on, the user is encouraged to try to correct the interference by one or more of the following measures:
--Reorient or relocate the receiving antenna.
--Increase the separation between the equipment and receiver.
--Connect the equipment into an outlet on a circuit different from that to which the receiver is connected.
--Consult the dealer or an experienced radio/TV technician for help.

Changes or modifications not expressly approved by the party responsible for compliance could void the user's authority to operate the equipment.

FCC Radiation Exposure Statement
This device complies with FCC RF radiation exposure limits set forth for an uncontrolled environment. This transmitter must not be co-located or operating in conjunction with any other antenna or transmitter.

## LED Operation

| Status Description | LED Definition |
|---|---|
| Power On | The default mode is Bluetooth pairing mode, with Blue light flashing. If plug 3.5mm AUX IN cable, it will enter AUX IN mode, the green light is on. |
| Bluetooth Mode | Play/Pause: Blue light is normally on. |
| | When it is over the bluetooth connection range, the blue light flashes(back to pairing status). When the speaker is in pairing mode for over 10 minutes, it will power off automatically. |
| AUX IN Mode | Green light is normally on |
| Wait for Pairing | Blue light flashes |
| Bluetooth Connected | Blue light is normally on |
| Charging Status | Red light is on when charging; Red light will be off once fully charged |

## Product Specifications

| | |
|---|---|
| Product Name | SoundCup-X |
| Bluetooth Version | Bluetooth 4.2 |
| Bluetooth range | 10m |
| Driver Unit | 4Ω 5W |
| Battery Capacity | 2200mAh |
| Audio Input | 3.5mm AUX IN / Bluetooth |
| Working time | 7+Hrs(70% volume) |
| Charging time | < 4.5Hrs/ 0.7A charging current |
| S/N | ≥75dB |
| NFC | Support |
| Handsfree function | Support |
| Dimension | 71*73.6*169.6mmmm |

## Frequently Asked Questions

### Q:What kind of charger should we use for the speaker?

A:All common USB chargers can be used, while we suggest the ones above 5V/1A.

### Q:What if there is noise or discontinuous sound when playing?

A:The speaker can be normally used within 10m under no obstruction environment. If it is over 10m or with obstruction, there might be noise or discontinuous sound.

### Q:Why will the speaker shut down automatically when it is working ?

A:When there is no bluetooth pairing or AUX IN within 10 minutes, the speaker will shut down automatically to reduce power consumption.

### Q: The speaker cannot connect the once-paired cellphone.

A: First, remove the SoundCup-X from the cellphone's Bluetooth list and then short press the Bluetooth Disconnection Button to restart paring mode.

### Q: What is the working sequence of the speaker?

A: The priority is AUX IN input, phone call in Bluetooth mode and then playing music Bluetooth mode.

### Q: The speaker cannot be started up in a normal situation.

A: Please plug in the charger and try in a few minutes.

*This speaker supports mobile phones and tablet PCs etc. Here this User Manual is illustrated based on mobile phones.