SAR Test Setup

Picture 1: Back Side, the distance from EUT to the bottom of the Phantom is 0mm



Picture 2: Front Side, the distance from EUT to the bottom of the Phantom is 0mm

This report shall not be reproduced except in full, without the written approval of Eurofins TA Technology (Shanghai) Co., Ltd.

Picture 3: Left Edge, the distance from EUT to the bottom of the Phantom is 0mm

Picture 4: Right Edge, the distance from EUT to the bottom of the Phantom is 0mm

This report shall not be reproduced except in full, without the written approval of Eurofins TA Technology (Shanghai) Co., Ltd.



Picture 5: Top Edge, the distance from EUT to the bottom of the Phantom is 0mm



Picture 6: Bottom Edge, the distance from EUT to the bottom of the Phantom is 0mm

This report shall not be reproduced except in full, without the written approval of Eurofins TA Technology (Shanghai) Co., Ltd.