Appendix Test Data

Report No.:	18220WC30111601	Test Sample No.:	1-2-2
Start Test Date:	2023.06.06	Finish Test Date:	2023.06.07
Test Engineer:	Rick Luo	Auditor:	Edward.Pan
Temperature:	26.3℃	Relative Humidity:	47%
Pressure:	1012 hPa		

Appendix A: 20dB Emission Bandwidth

Test Result

TestMode	Antenna	Frequency[MHz]	20db EBW[MHz]	FL[MHz]	FH[MHz]	Limit[MHz]	Verdict
DH5	Ant1	2402	0.954	2401.541	2402.495	---	---
		2441	0.951	2440.541	2441.492	---	---
		2480	0.951	2479.541	2480.492	---	---
2DH5	Ant1	2402	1.281	2401.370	2402.651	---	---
		2441	1.308	2440.346	2441.654	---	---
		2480	1.284	2479.370	2480.654	---	---

Test Graphs

DH5_Ant1_2402

DH5_Ant1_2441

DH5_Ant1_2480

2DH5_Ant1_2402

2DH5_Ant1_2441

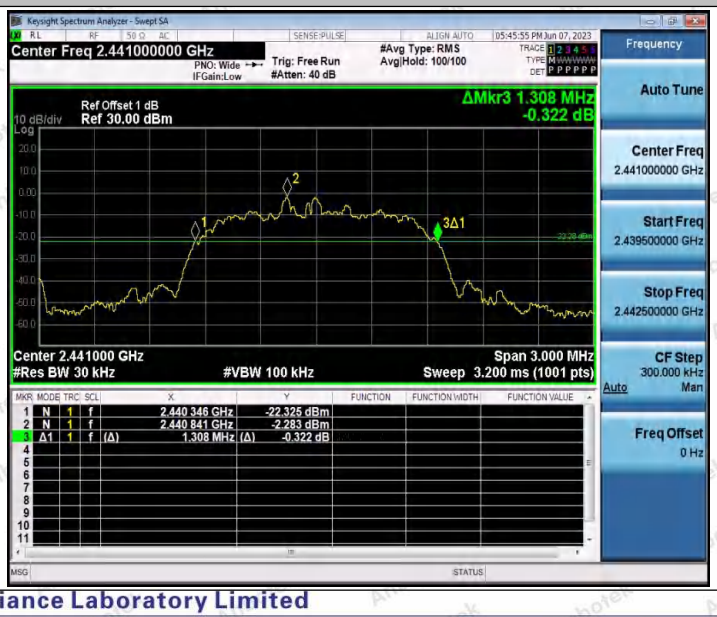

2DH5_Ant1_2480

Appendix B: Occupied Channel Bandwidth

Test Result

TestMode	Antenna	Frequency[MHz]	OCB [MHz]	FL[MHz]	FH[MHz]	Limit[MHz]	Verdict
DH5	Ant1	2402	0.86496	2401.5710	2402.4360	---	---
		2441	0.86749	2440.5703	2441.4378	---	---
		2480	0.85240	2479.5739	2480.4263	---	---
2DH5	Ant1	2402	1.1854	2401.4068	2402.5922	---	---
		2441	1.1721	2440.4136	2441.5857	---	---
		2480	1.1787	2479.4121	2480.5908	---	---

Test Graphs

DH5_Ant1_2402

DH5_Ant1_2441

DH5_Ant1_2480

2DH5_Ant1_2402

2DH5_Ant1_2441

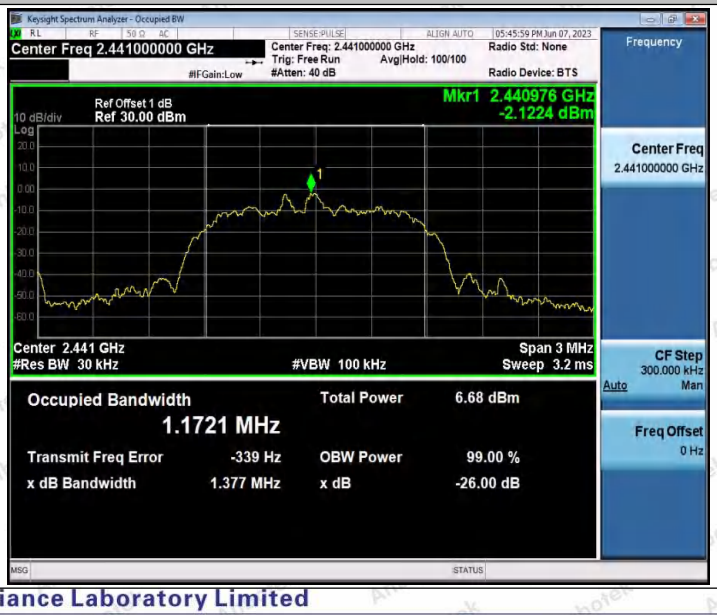

2DH5_Ant1_2480

Appendix C: Maximum conducted output power

Test Result Peak

Test Mode	Antenna	Frequency[MHz]	Conducted Peak Power[dBm]	Conducted Limit[dBm]	Verdict
DH5	Ant1	2402	-0.01	≤20.97	PASS
		2441	0.33	≤20.97	PASS
		2480	0.1	≤20.97	PASS
2DH5	Ant1	2402	0.87	≤20.97	PASS
		2441	1.25	≤20.97	PASS
		2480	1.04	≤20.97	PASS

Test Graphs

DH5_Ant1_2402

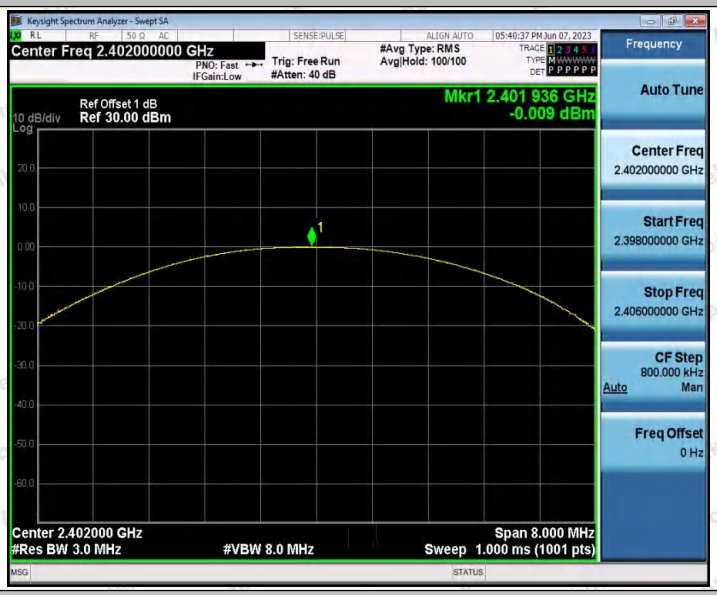

DH5_Ant1_2441

DH5_Ant1_2480

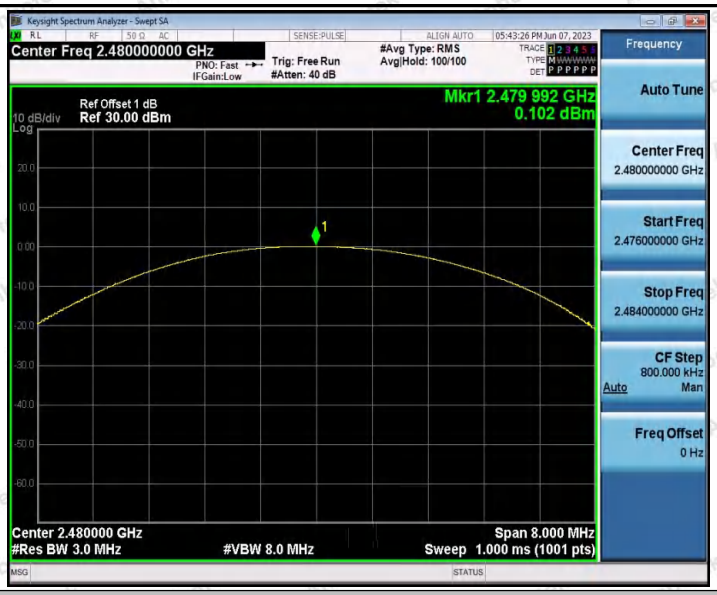

2DH5_Ant1_2402

2DH5_Ant1_2441

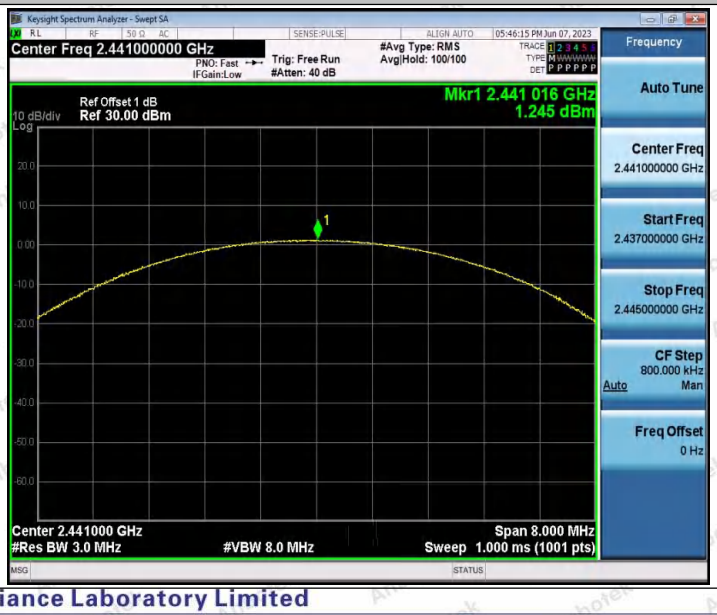

2DH5_Ant1_2480

Appendix D: Carrier frequency separation

Test Result

TestMode	Antenna	Frequency[MHz]	Result[MHz]	Limit[MHz]	Verdict
DH5	Ant1	Hop	0.996	≥0.954	PASS
2DH5	Ant1	Hop	0.984	≥0.872	PASS

Test Graphs

DH5_Ant1_Hop

2DH5_Ant1_Hop

Appendix E: Time of occupancy

Test Result

TestMode	Antenna	Frequency[MHz]	BurstWidth [ms]	TotalHops [Num]	Result[s]	Limit[s]	Verdict
DH1	Ant1	Hop	0.381	318	0.121	≤0.4	PASS
DH3	Ant1	Hop	1.638	159	0.26	≤0.4	PASS
DH5	Ant1	Hop	2.885	108	0.312	≤0.4	PASS
2DH1	Ant1	Hop	0.390	317	0.124	≤0.4	PASS
2DH3	Ant1	Hop	1.643	156	0.256	≤0.4	PASS
2DH5	Ant1	Hop	2.891	113	0.327	≤0.4	PASS

Test Graphs

DH1_Ant1_Hop

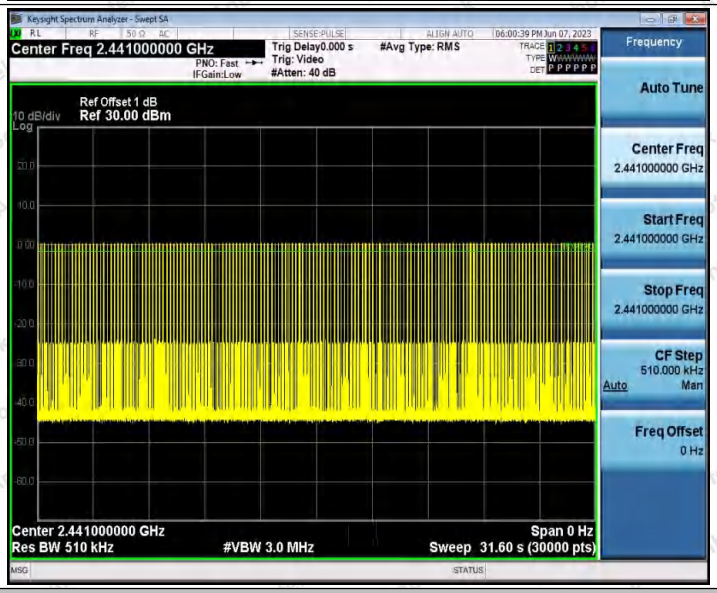

DH3_Ant1_Hop

Keysight Spectrum Analyzer - Swept SA
Center Freq 2.441000000 GHz
Trig Delay-2.000 ms
#Avg Type: RMS
Trig: Video
#Atten: 40 dB
PNO: Fast
IFGain:Low
Ref Offset 1 dB
10 dB/div
Ref 30.00 dBm
ΔMkr2 1.638 ms
19.41 dB
Center 2.441000000 GHz
Res BW 1.0 MHz
#VBW 3.0 MHz
Span 0 Hz
Sweep 10.13 ms (8000 pts)
Frequency
Auto Tune
Center Freq
2.441000000 GHz
Start Freq
2.441000000 GHz
Stop Freq
2.441000000 GHz
CF Step
1.000000 MHz
Auto
Man
Freq Offset
0 Hz

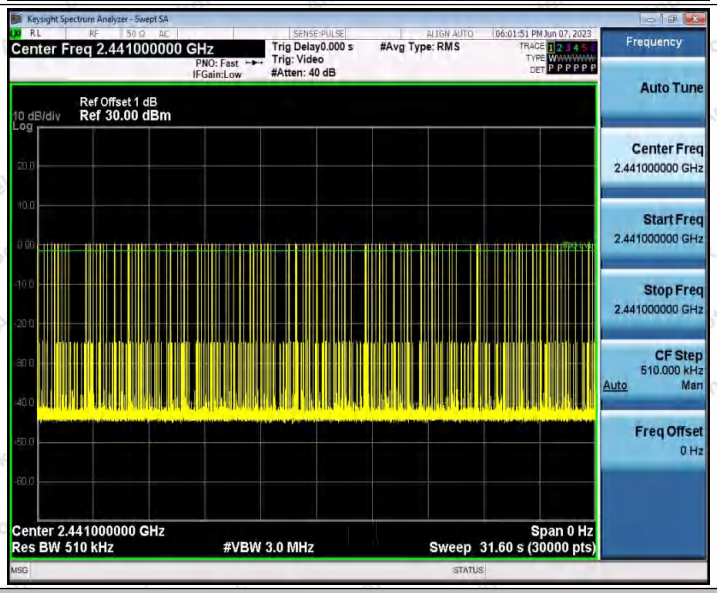
Keysight Spectrum Analyzer - Swept SA
Center Freq 2.441000000 GHz
Trig Delay0.000 s
#Avg Type: RMS
Trig: Video
#Atten: 40 dB
PNO: Fast
IFGain:Low
Ref Offset 1 dB
10 dB/div
Ref 30.00 dBm
Center 2.441000000 GHz
Res BW 510 kHz
#VBW 3.0 MHz
Span 0 Hz
Sweep 31.60 s (30000 pts)
Frequency
Auto Tune
Center Freq
2.441000000 GHz
Start Freq
2.441000000 GHz
Stop Freq
2.441000000 GHz
CF Step
510.000 kHz
Auto
Man
Freq Offset
0 Hz

DH5_Ant1_Hop

Keysight Spectrum Analyzer - Swept SA
Center Freq 2.441000000 GHz
Trig Delay-2.000 ms
#Avg Type: RMS
Trig: Video
#Atten: 40 dB
PNO: Fast
IFGain:Low
Ref Offset 1 dB
10 dB/div
Ref 30.00 dBm
ΔMkr2 2.885 ms
11.45 dB
Center 2.441000000 GHz
Res BW 1.0 MHz
#VBW 3.0 MHz
Span 0 Hz
Sweep 10.13 ms (8000 pts)
Frequency
Auto Tune
Center Freq
2.441000000 GHz
Start Freq
2.441000000 GHz
Stop Freq
2.441000000 GHz
CF Step
1.000000 MHz
Auto
Man
Freq Offset
0 Hz

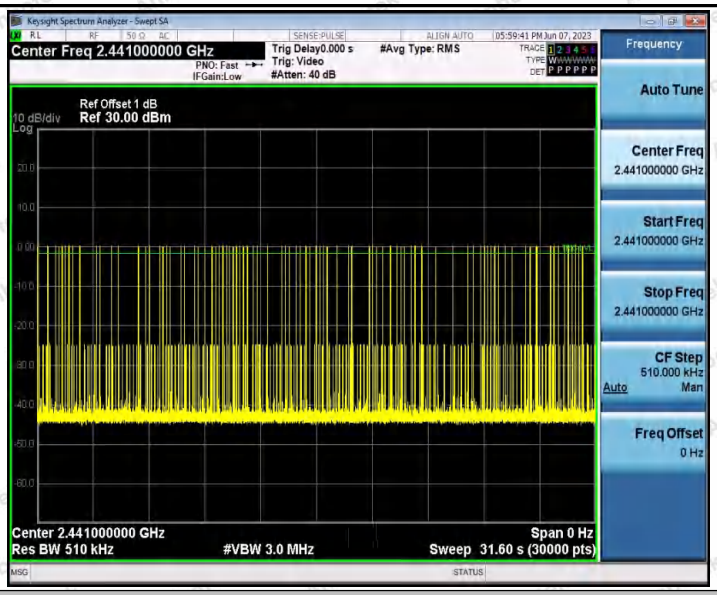

2DH1_Ant1_Hop

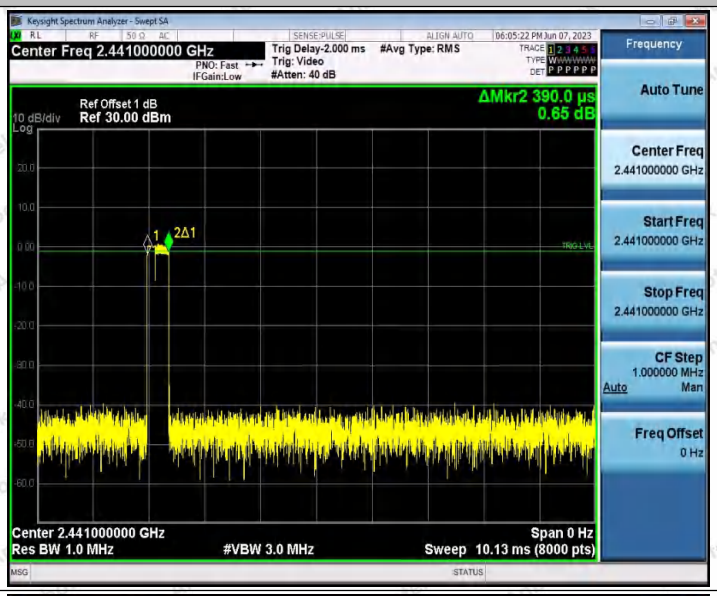

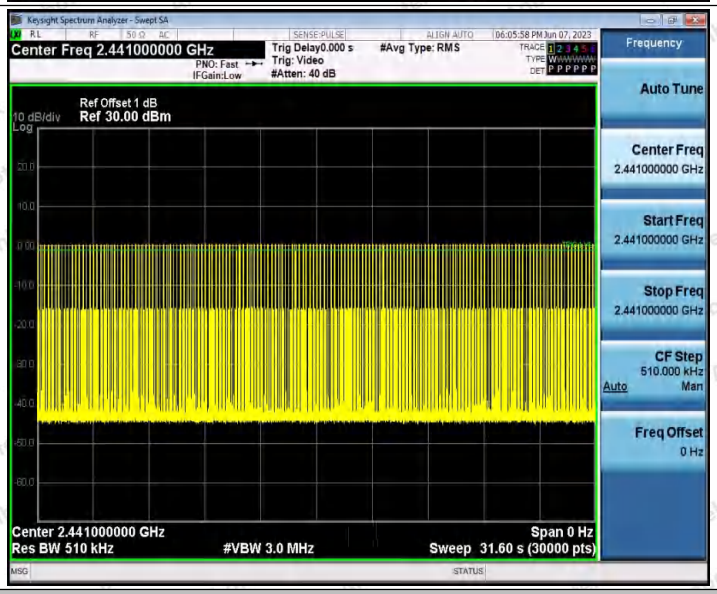

2DH3_Ant1_Hop

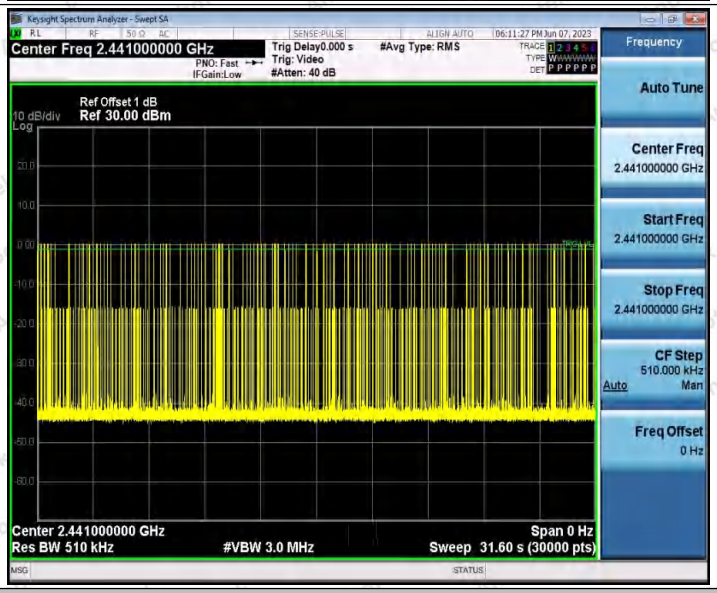

2DH5_Ant1_Hop

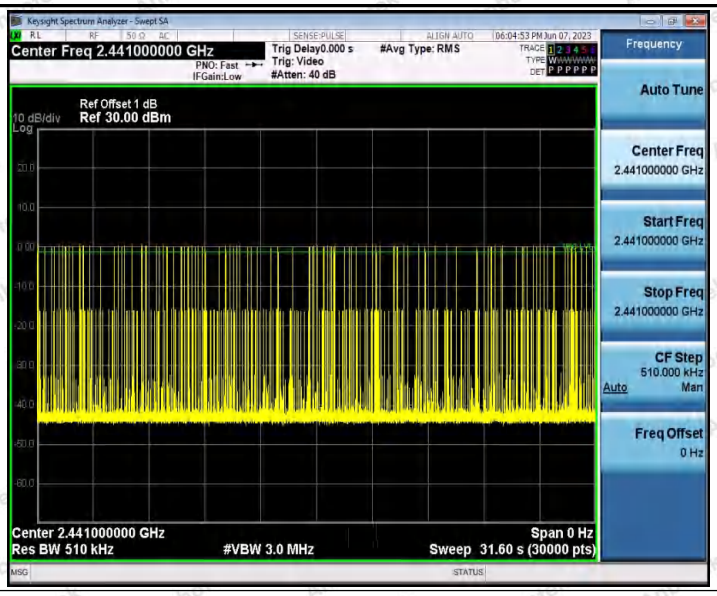
Keysight Spectrum Analyzer - Swept SA
Center Freq 2.441000000 GHz
PNO: Fast
IFGain:Low
Trig Delay0.000 s
Trig: Video
#Atten: 40 dB
#Avg Type: RMS
06:04:53 PM Jun 07, 2023
Frequency
Auto Tune
Center Freq
2.441000000 GHz
Start Freq
2.441000000 GHz
Stop Freq
2.441000000 GHz
CF Step
510.000 kHz
Auto
Man
Freq Offset
0 Hz
Ref Offset 1 dB
10 dB/div
Ref 30.00 dBm
Log
Center 2.441000000 GHz
Res BW 510 kHz
#VBW 3.0 MHz
Span 0 Hz
Sweep 31.60 s (30000 pts)
MSG
STATUS

Appendix F: Number of hopping channels

Test Result

TestMode	Antenna	Frequency[MHz]	Result[Num]	Limit[Num]	Verdict
DH5	Ant1	Hop	79	≥15	PASS
2DH5	Ant1	Hop	79	≥15	PASS

Test Graphs

DH5_Ant1_Hop

2DH5_Ant1_Hop

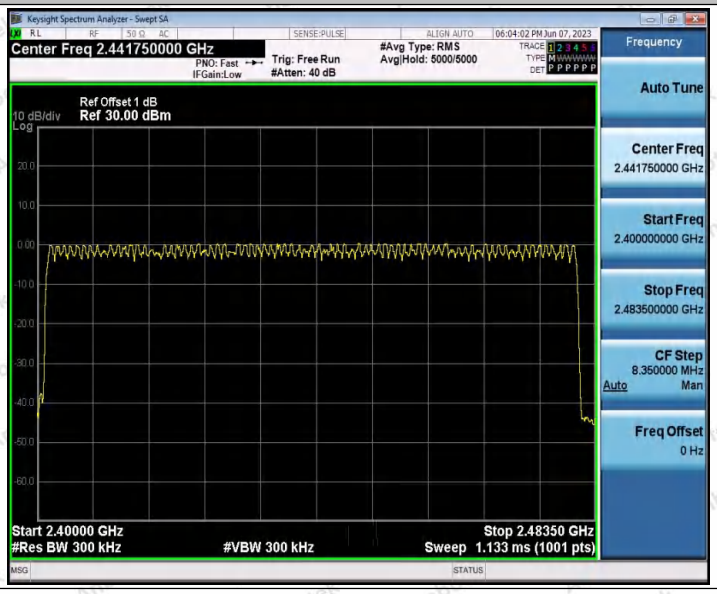

Appendix G: Band edge measurements

Test Result

TestMode	Antenna	ChName	Frequency[MHz]	RefLevel [dBm]	Result [dBm]	Limit [dBm]	Verdict
DH5	Ant1	Low	2402	-0.41	-47.95	≤-20.41	PASS
		High	2480	-0.28	-55.71	≤-20.28	PASS
		Low	Hop_2402	-0.61	-55.41	≤-20.61	PASS
		High	Hop_2480	0.14	-54.89	≤-19.87	PASS
2DH5	Ant1	Low	2402	-0.38	-49.66	≤-20.38	PASS
		High	2480	-3.70	-54.71	≤-23.7	PASS
		Low	Hop_2402	-2.50	-55.39	≤-22.5	PASS
		High	Hop_2480	0.13	-55.91	≤-19.88	PASS

Test Graphs

DH5_Ant1_Low_2402

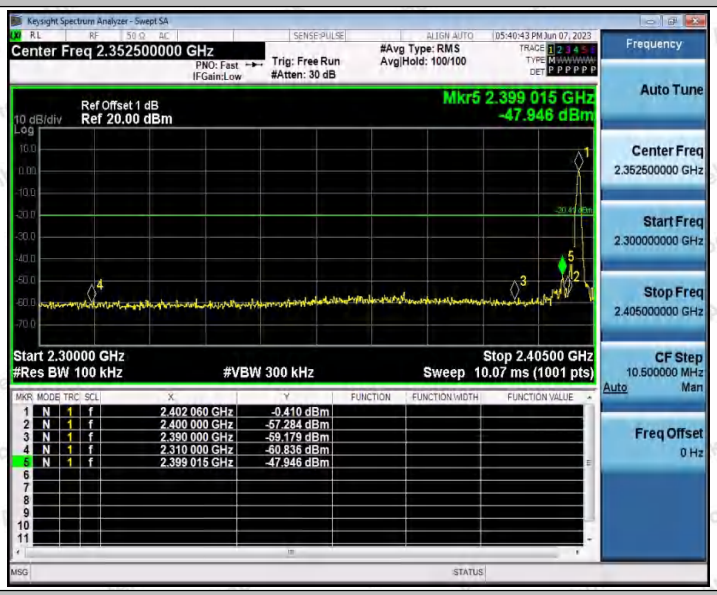

DH5_Ant1_High_2480

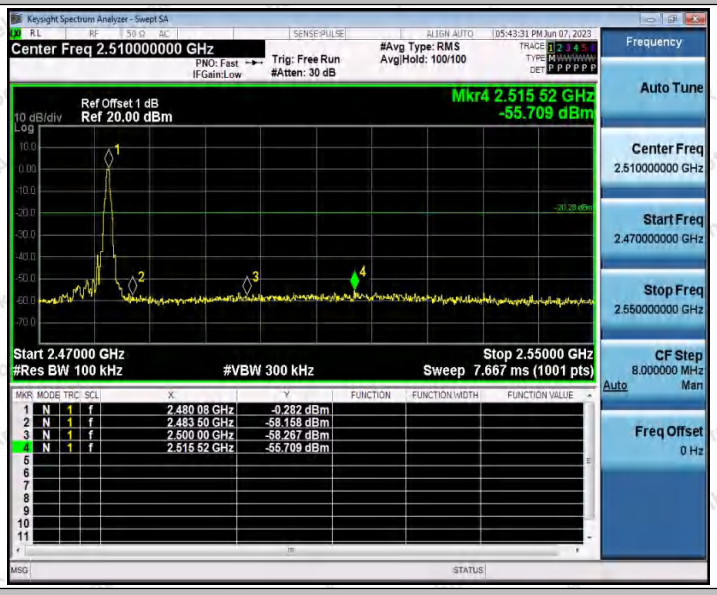

DH5_Ant1_Low_Hop_2402

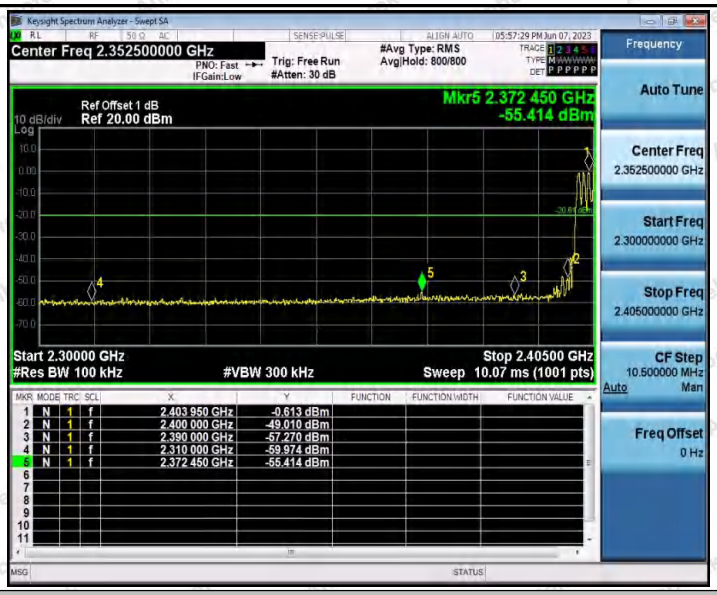

DH5_Ant1_High_Hop_2480

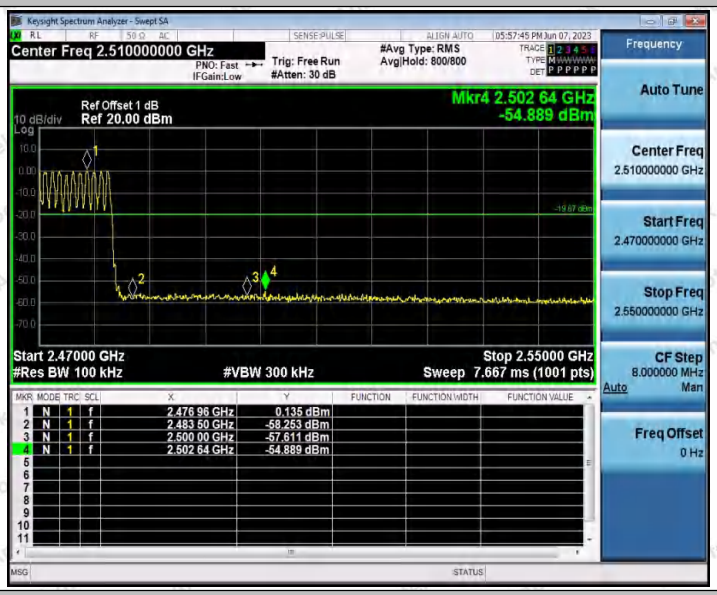

2DH5_Ant1_Low_2402

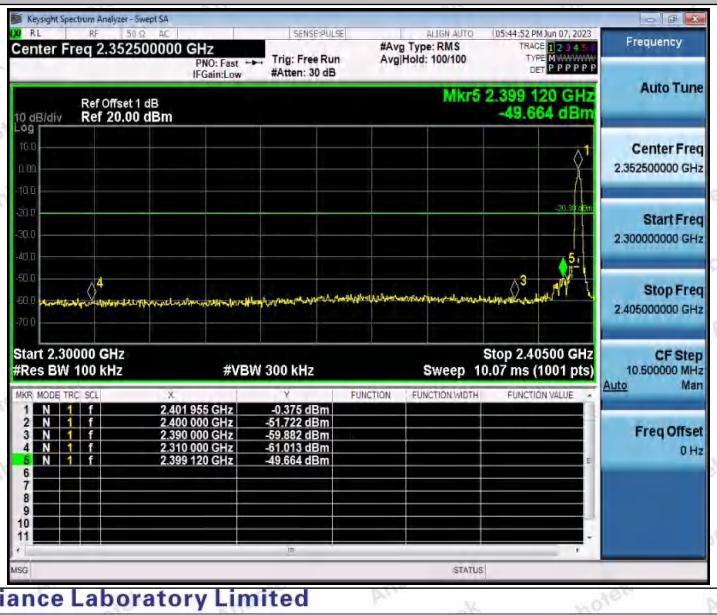

2DH5_Ant1_High_2480

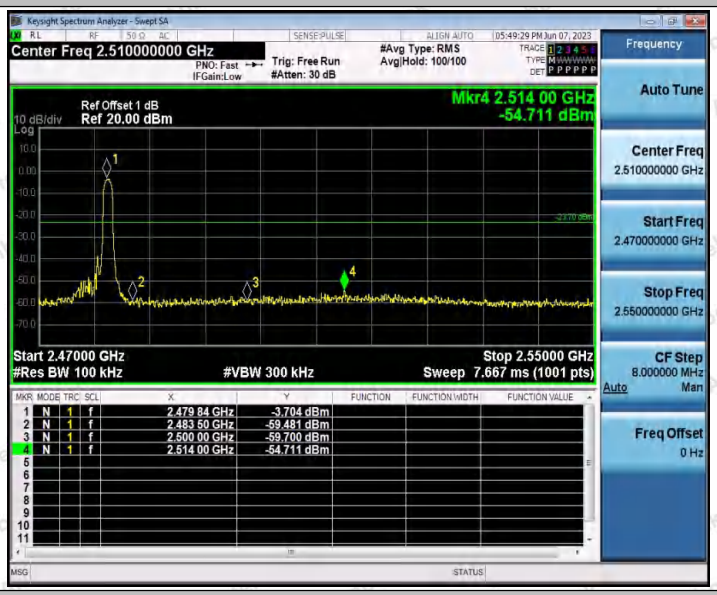

2DH5_Ant1_Low_Hop_2402

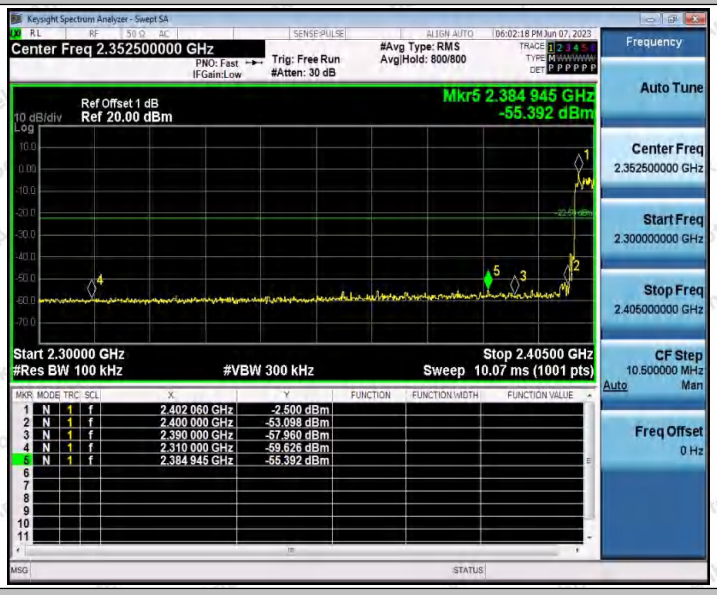

2DH5_Ant1_High_Hop_2480

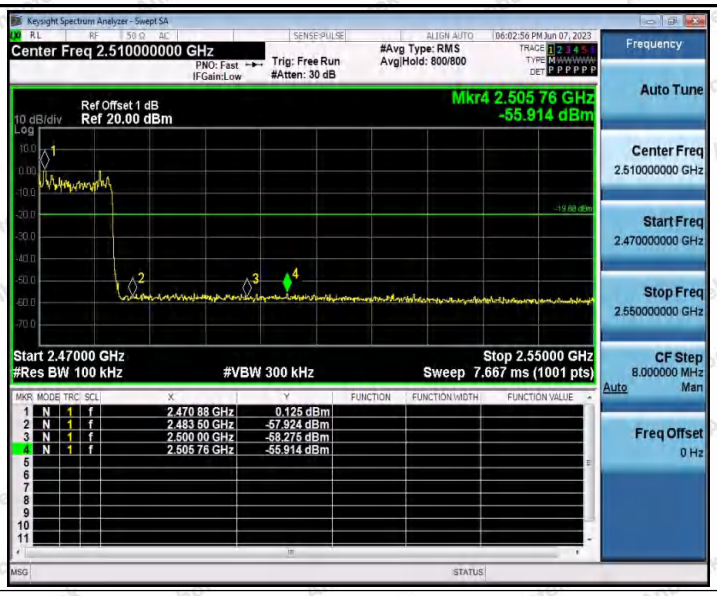
Keysight Spectrum Analyzer - Swept SA
Center Freq 2.510000000 GHz
PNO: Fast
IFGain:Low
Trig: Free Run
#Atten: 30 dB
#Avg Type: RMS
Avg|Hold: 800/800
06:02:56 PM Jun 07, 2023
Ref Offset 1 dB
10 dB/div
Ref 20.00 dBm
Log
Mkr4 2.505 76 GHz
-55.914 dBm
Start 2.47000 GHz
#Res BW 100 kHz
#VBW 300 kHz
Stop 2.55000 GHz
Sweep 7.667 ms (1001 pts)
1 N 1 f 2.470 88 GHz 0.125 dBm
2 N 1 f 2.483 50 GHz -57.924 dBm
3 N 1 f 2.500 00 GHz -58.275 dBm
4 N 1 f 2.505 76 GHz -55.914 dBm
Frequency
Auto Tune
Center Freq
2.510000000 GHz
Start Freq
2.470000000 GHz
Stop Freq
2.550000000 GHz
CF Step
8.000000 MHz
Auto
Man
Freq Offset
0 Hz

Appendix H: Conducted Spurious Emission

Test Result

TestMode	Antenna	Frequency[MHz]	FreqRange [MHz]	RefLevel [dBm]	Result [dBm]	Limit [dBm]	Verdict
DH5	Ant1	2402	Reference	-0.91	-0.91	---	PASS
			30~1000	-0.91	-69.25	≤-20.91	PASS
			1000~26500	-0.91	-44.91	≤-20.91	PASS
		2441	Reference	-0.64	-0.64	---	PASS
			30~1000	-0.64	-67.97	≤-20.64	PASS
			1000~26500	-0.64	-45.36	≤-20.64	PASS
		2480	Reference	-0.75	-0.75	---	PASS
			30~1000	-0.75	-69.59	≤-20.75	PASS
			1000~26500	-0.75	-46.96	≤-20.75	PASS
2DH5	Ant1	2402	Reference	-4.12	-4.12	---	PASS
			30~1000	-4.12	-69.06	≤-24.12	PASS
			1000~26500	-4.12	-44.8	≤-24.12	PASS
		2441	Reference	-4.35	-4.35	---	PASS
			30~1000	-4.35	-69.11	≤-24.35	PASS
			1000~26500	-4.35	-45.25	≤-24.35	PASS
		2480	Reference	-0.78	-0.78	---	PASS
			30~1000	-0.78	-68.92	≤-20.78	PASS
			1000~26500	-0.78	-46.83	≤-20.78	PASS

Test Graphs

DH5_Ant1_2402_0~Reference

DH5_Ant1_2402_30~1000

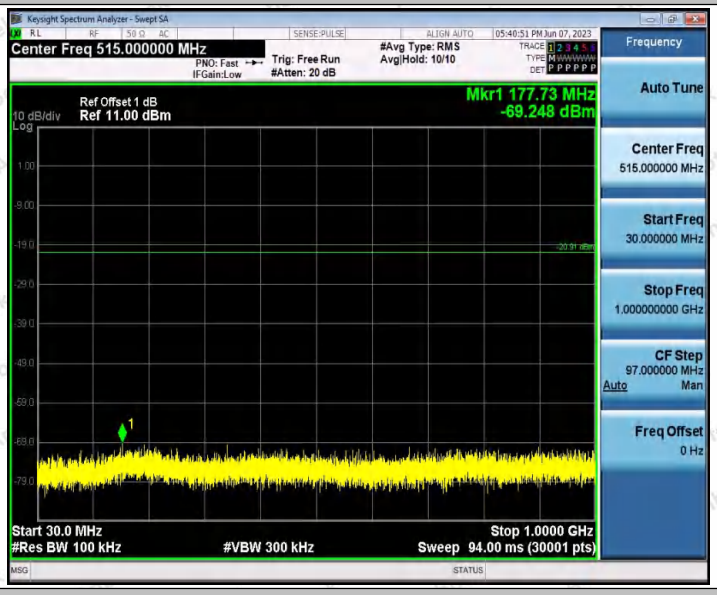

DH5_Ant1_2402_1000~26500

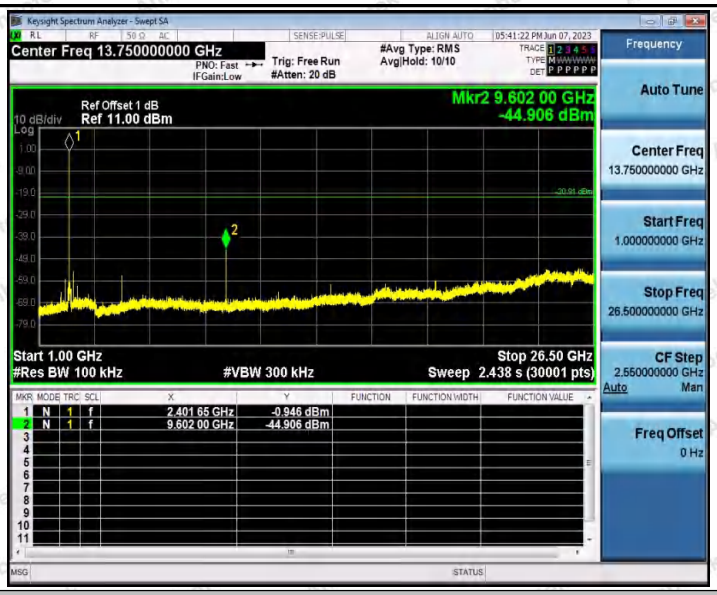

DH5_Ant1_2441_0~Reference

DH5_Ant1_2441_30~1000

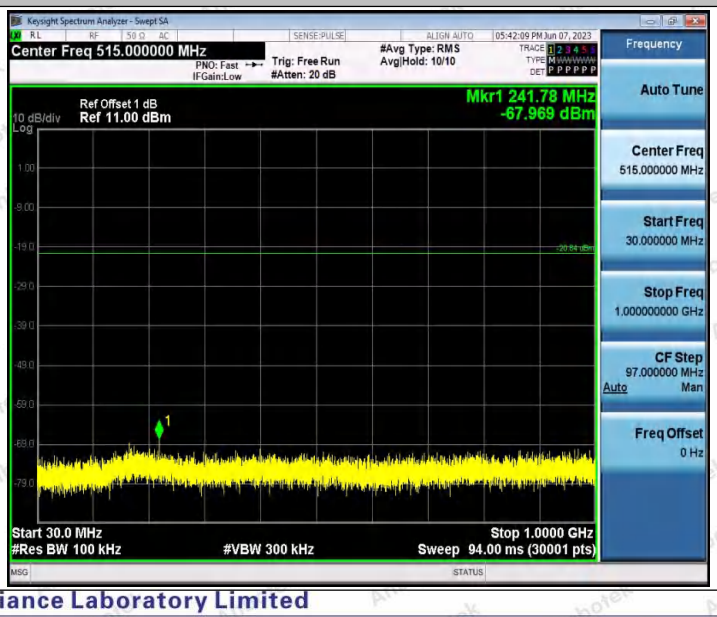

DH5_Ant1_2441_1000~26500

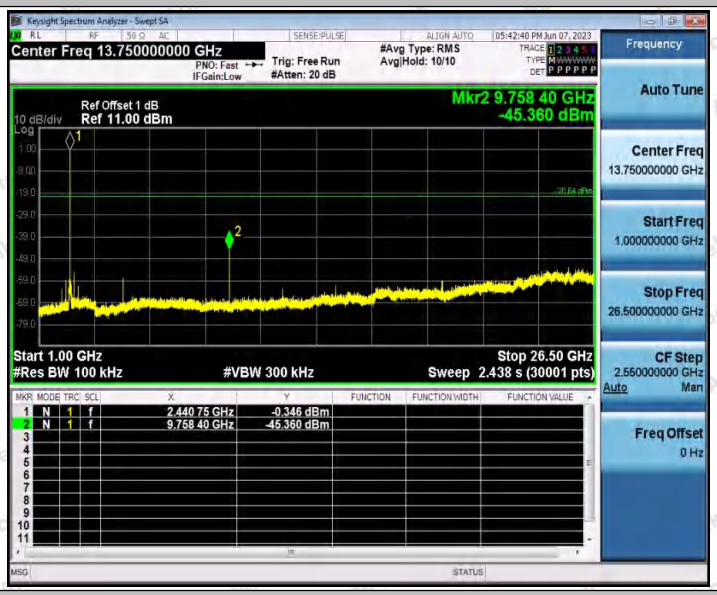

DH5_Ant1_2480_0~Reference

DH5_Ant1_2480_30~1000

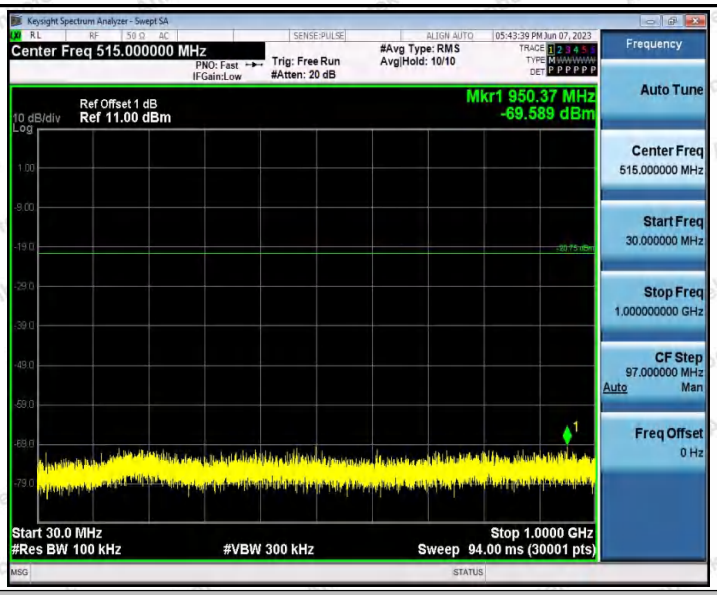

DH5_Ant1_2480_1000~26500

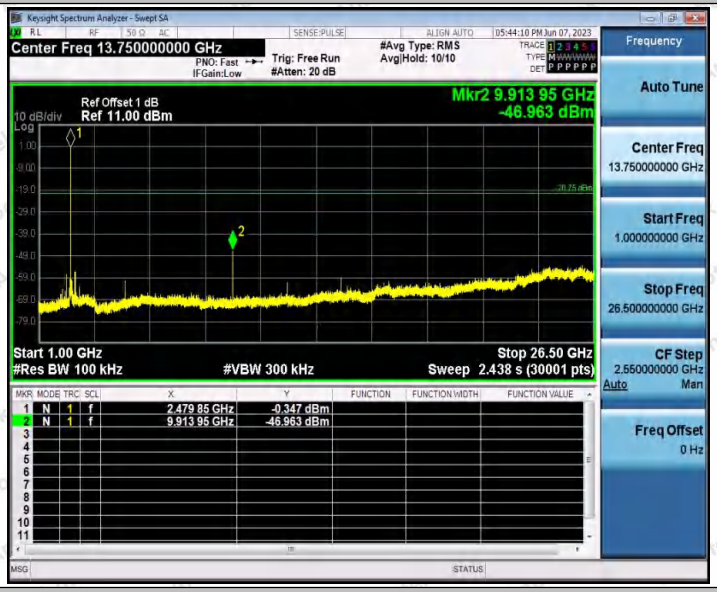

2DH5_Ant1_2402_0~Reference

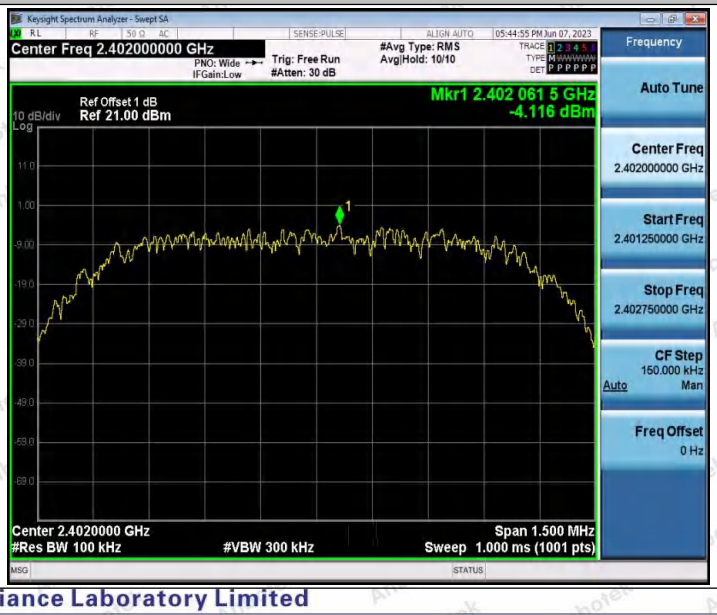

2DH5_Ant1_2402_30~1000

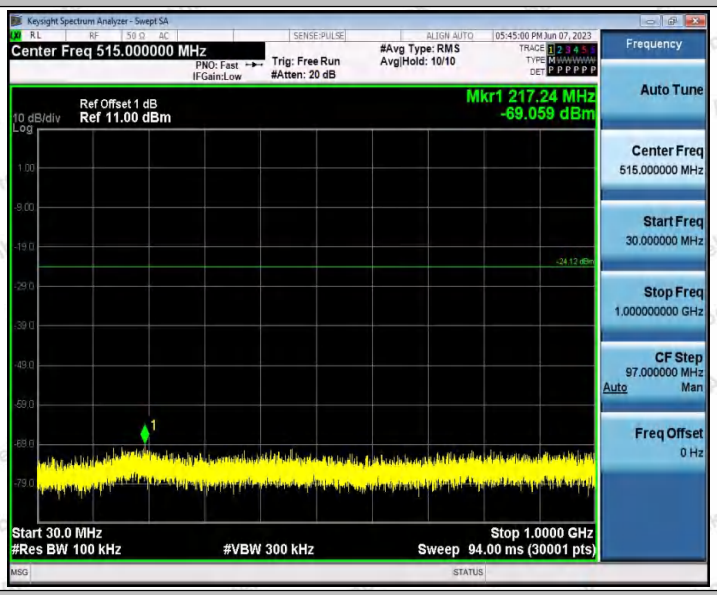

2DH5_Ant1_2402_1000~26500

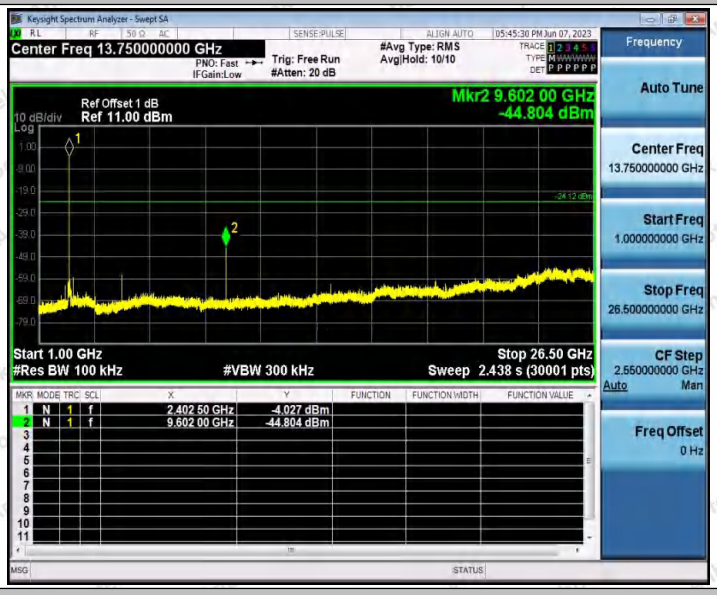

2DH5_Ant1_2441_0~Reference

2DH5_Ant1_2441_30~1000

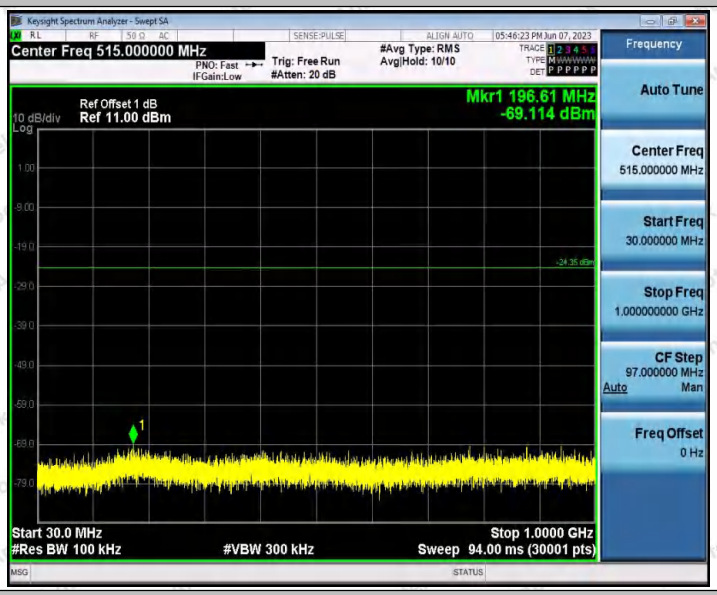

2DH5_Ant1_2441_1000~26500

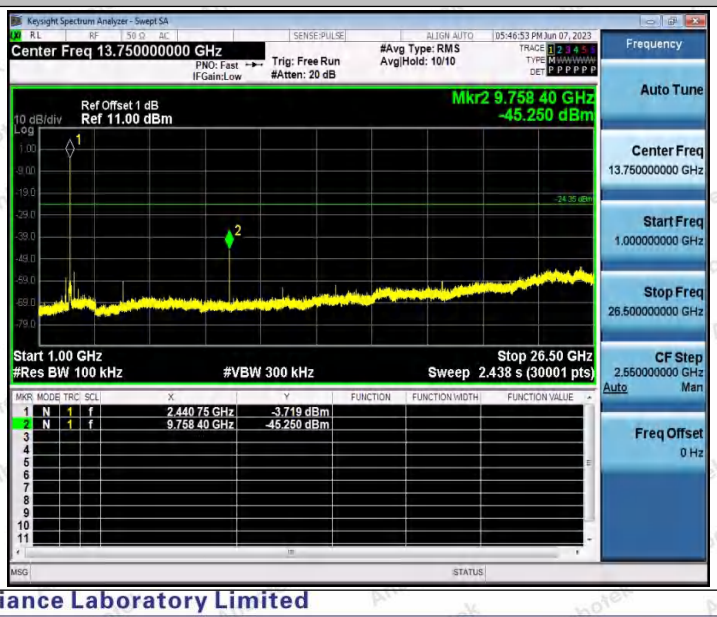

2DH5_Ant1_2480_0~Reference

2DH5_Ant1_2480_30~1000

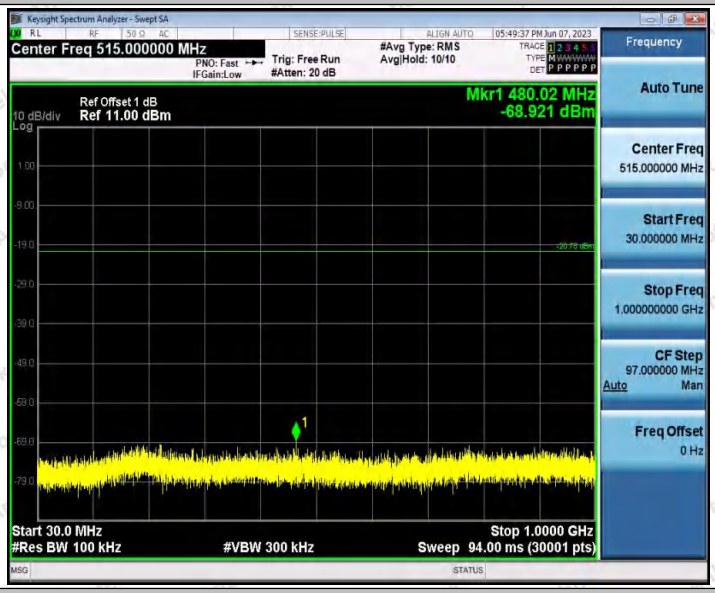

2DH5_Ant1_2480_1000~26500

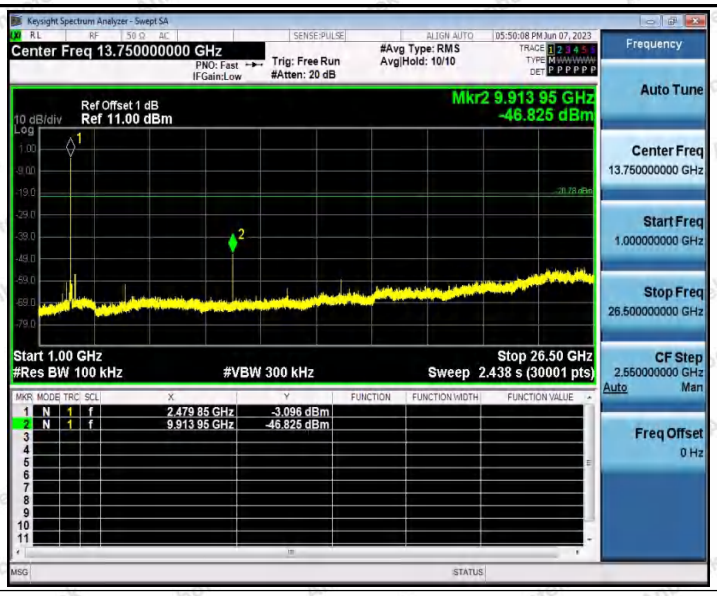
Keysight Spectrum Analyzer - Swept SA
Center Freq 13.750000000 GHz
PNO: Fast
IFGain:Low
Trig: Free Run
#Atten: 20 dB
#Avg Type: RMS
Avg|Hold: 10/10
05:50:08 PM Jun 07, 2023
Ref Offset 1 dB
10 dB/div
Ref 11.00 dBm
Mkr2 9.913 95 GHz
-46.825 dBm
Start 1.00 GHz
#Res BW 100 kHz
#VBW 300 kHz
Stop 26.50 GHz
Sweep 2.438 s (30001 pts)
1 N 1 f 2.479 85 GHz -3.096 dBm
2 N 1 f 9.913 95 GHz -46.825 dBm
Frequency
Auto Tune
Center Freq
13.750000000 GHz
Start Freq
1.000000000 GHz
Stop Freq
26.500000000 GHz
CF Step
2.550000000 GHz
Auto
Man
Freq Offset
0 Hz

Appendix I: Duty Cycle

Test Result

TestMode	Antenna	Frequency[MHz]	ON Time [ms]	Period [ms]	Duty Cycle [%]	Duty Cycle Factor[dB]
DH5	Ant1	2402	2.88	3.74	77.01	1.13
		2441	2.88	3.74	77.01	1.13
		2480	2.89	3.75	77.07	1.13
2DH5	Ant1	2402	2.90	3.75	77.33	1.12
		2441	2.90	3.75	77.33	1.12
		2480	2.90	3.74	77.54	1.10

Test Graphs

DH5_Ant1_2402

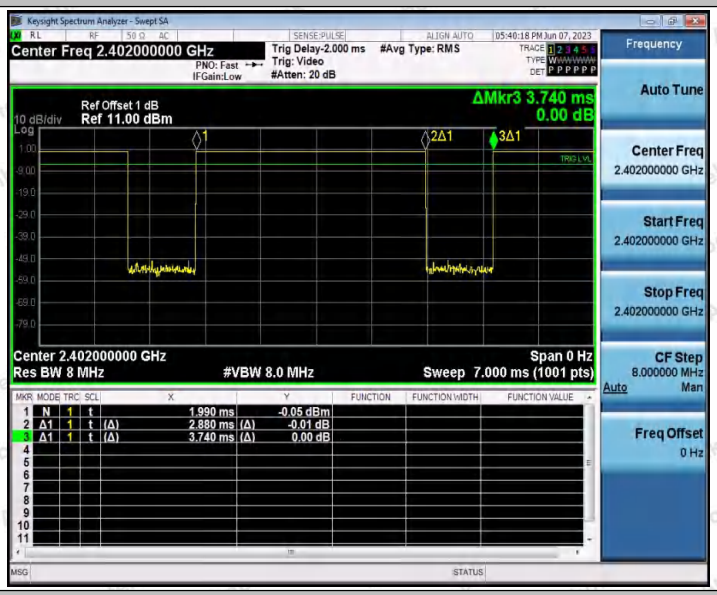

DH5_Ant1_2441

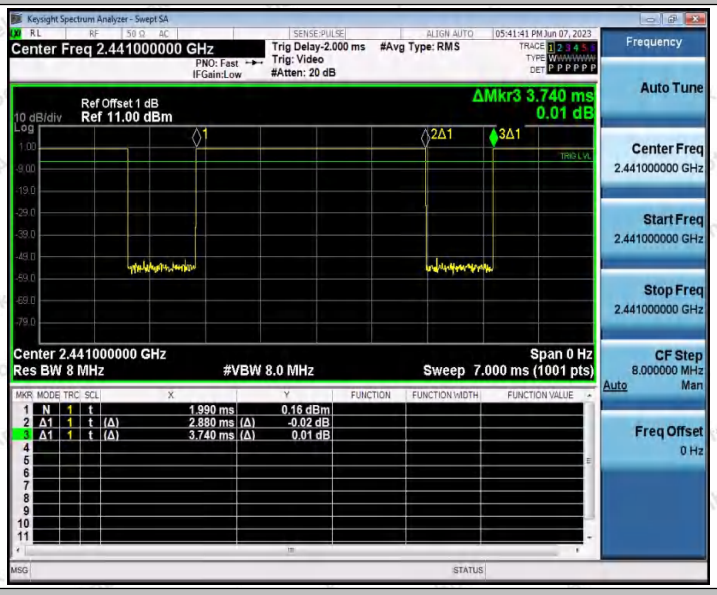

DH5_Ant1_2480

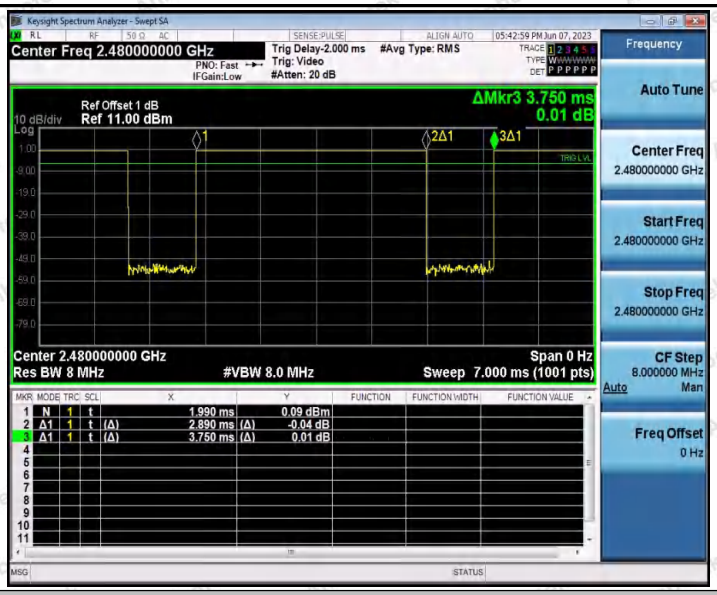

2DH5_Ant1_2402

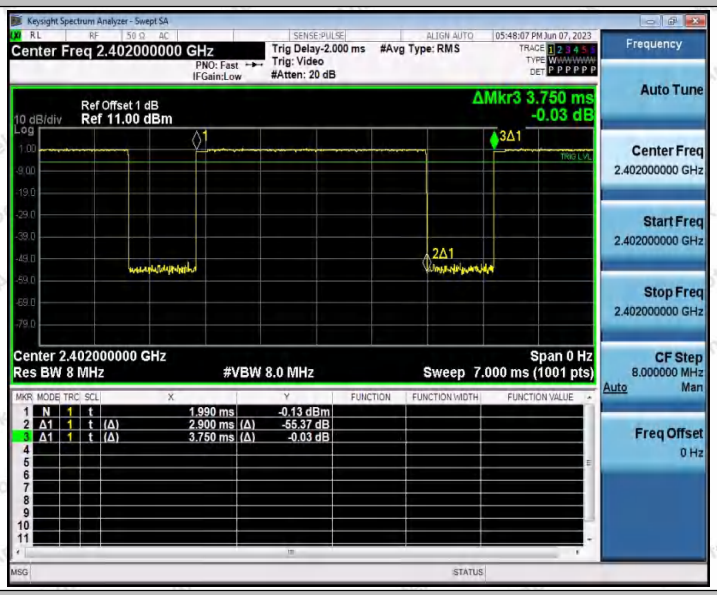

2DH5_Ant1_2441

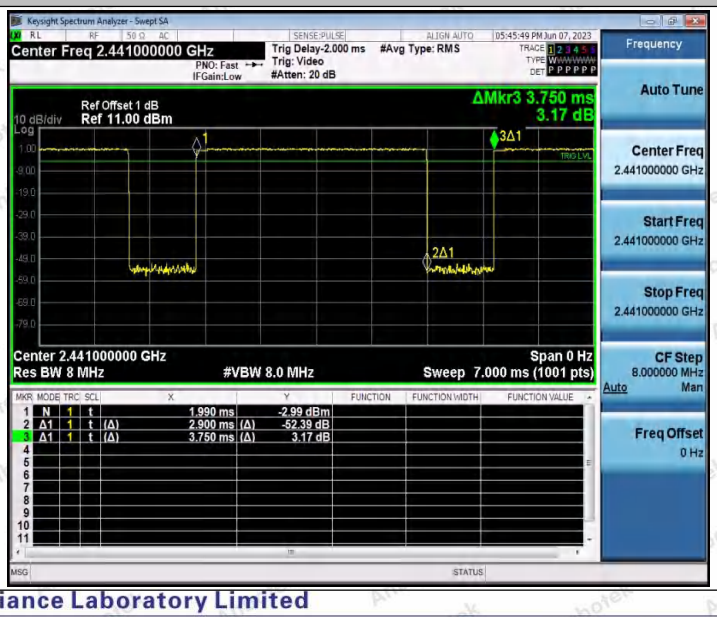

2DH5_Ant1_2480
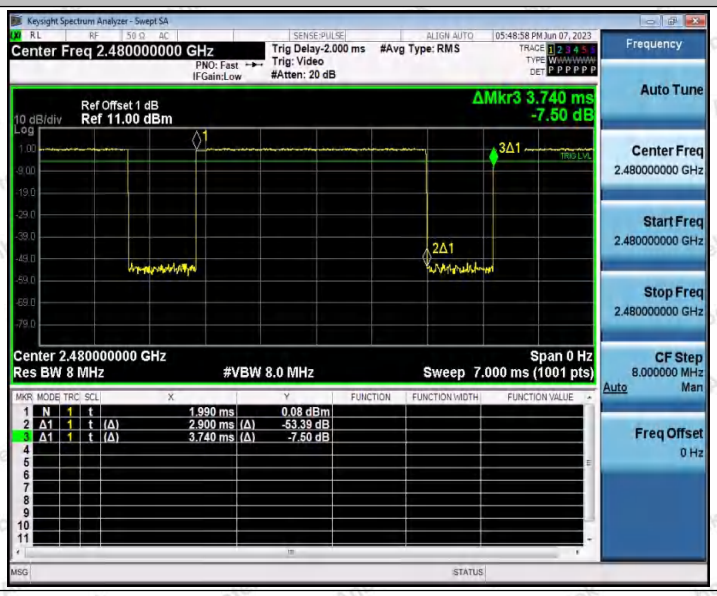

---End---