Instructions

EUT：Rudaor Iron Guardian

(M/N ： RDCC101

Trademark:

Manufacturer：

Name：

Shanghai Rudaor Electronics Technology Development Co., Ltd

Address：

No.328, Jin Yuan San Rd., JiaDing District, Shanghai, China

Contacter: wang xuhui

Tel：021-39556156

M/N ： RDCC101

Rudaor Iron Guardian

USER GUIDE

Scan QR code to know more about RUDAOR

USA OFFICE
TEL：+1 510 373 9666
FAX：+1 510 373 9666
ADD：4241 Business Center Dr.Suite A Fremont,
CA 94538，USA

Shanghai Rudaor Electronics Technology Development Co., Ltd.

WARRANTY CODES

1.If there is a quality issue,customers should fill in this Warranty Card and send it back with the product.

2.We guarantee to get back to you in 5 business days after we receive the return product and send you the substitute after confirmation.

3.The product will not be substituted or refunded in the situation listed below:

A.The returned product is incomplete.
(1.The Warranty Card is not filled in 2.Problematic product).

B.The actual problem does not confirm to what is described in the Warranty Card.

C.Any results caused by inappropriate usage.

D.Any results caused by operations which neglect the cautions and warnings.

WARRANTY CARD

1.User Information

Name: _____

Tel: _____

Email: _____

Address: _____

2.Purchase Information

Product Name/Color: _____

Purchase location(shop name): _____

Shop address: _____

Purchase date: _____

3.Problem Feedback

Quality issue: _____

Others: _____

NOTE

1. Please keep the warranty card as a certificate for maintenance.

2. Our company reserves the right of revision and final interpretation of all related contents.

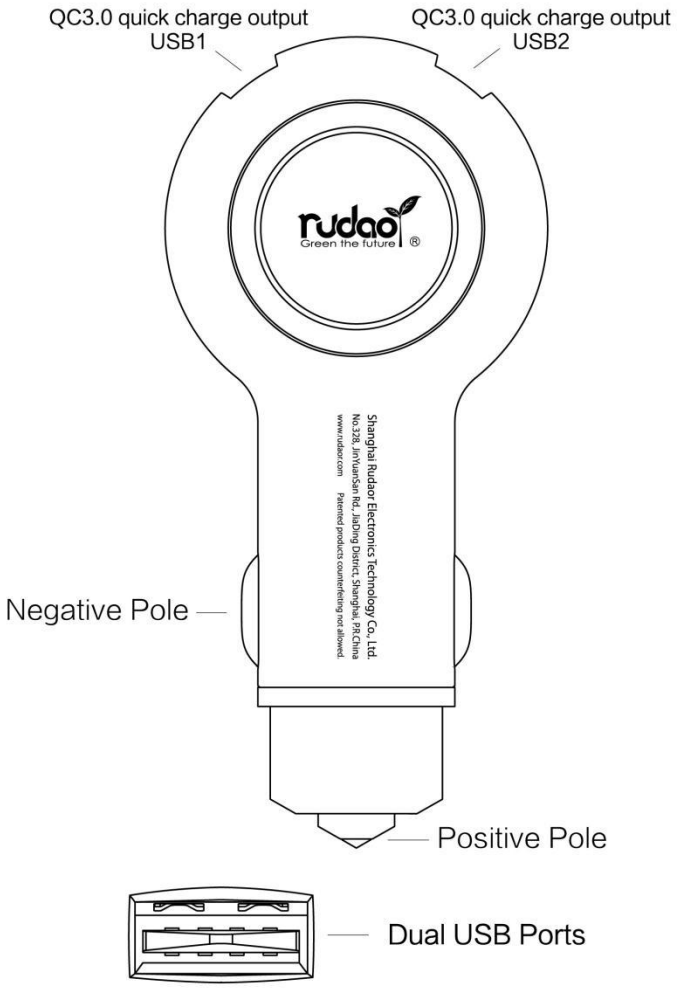

Equipped with two USB ports where charging cables are plugged into to charge.

SPECIFICATION

Dual USB ports

CASE DIMENSIONS

Length: 85mm
Width : 40mm
Height: 32mm

EFFICIENCY

The transfer efficiency > 85%

PROTECTION

Over Current Protection
The power supply will shutdown when the output current over 3.4A, and will auto recovered when the over current faults be removed. The other port is working normally.
Short Circuit Protection
The power supply will be auto recovered when short circuit faults be removed. The other port is working normally.
Output Over Voltage Protection
The voltage will not output when the output voltages exceed the upper limit.The other port is working normally.

CERTIFICATE

Certificate	Country/Region	Certified Status	Standard
CE	Europe	Meet	–
FCC	USA	Meet	–
E4	–	Meet	CEC R10
e4	–	Meet	72/245/EEC, 2006/96/EC

INPUT VOLTAGE

Voltage	Minimum	Nominal	Maximum
Input Voltage	10Vdc	12V–28Vdc	30Vdc

OUTPUT VOLTAGE AND CURRENT

Output Voltage	Output Current
5V–2.4A 9V–2A 12V–1.5A	1.5–2.4A

INPUT FUSE

Fuse: 4A / 63V

RoHS CE FC

CAUTIONS AND WARNINGS

Those unauthorized or incompatible devices perhaps will make this car-mounted charger damaged or lead to the risk of fire, explosion etc.

Only those devices RUDAOR has authorized can be connected with this car-mounted charger, and connection with any other incompatible devices perhaps violates warranty terms even leads to security incidents.

This car-mounted charger can work in environment with temperature between 0℃-60℃, it may be damaged when using under 0℃ or over 60℃.

Please do not use under thunderstorm weather which probably leads to equipment failures and risk of electric shock.

Keep this product away from children under the age of 12, to avoid being scratched and hurt.

*Our company takes no responsibility for
any other risk not mentioned in the above information.

Plug In

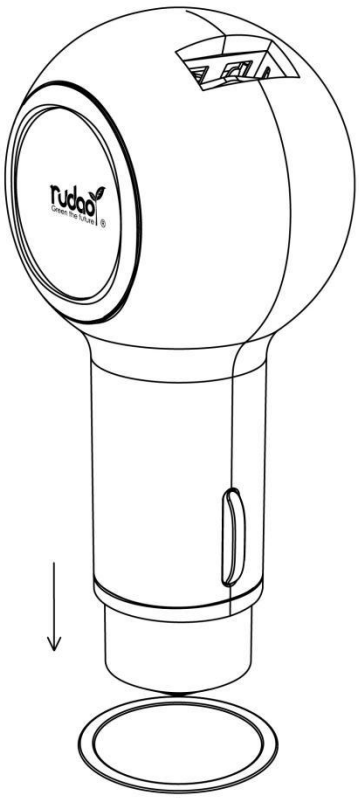

1.Car charger completely plugged into the cigar lighter;
2.Connect the charging cable to one of the dual USB ports.

Download Rudaor APP

For IOS, please search by “Rudaor” in Apple store, as to Android devices search “Rudaor” in Android application stores to download Rudaor APP.

Register and Login

Start the Rudaor APP that was already downloaded,
and login after the registration of your personal account.

Add a Rudaor Device

Turn your phone Bluetooth on, and click the top right button “+” to add a new device.

Vehicle Management

Start Rudaor APP, and click the top left "My Car" to enter the dashboard where you may add Brand, Model, Production year etc. for your car.

One “Click” to Insurance agents or Recue Service Providers.

Click “Assistance” in the bottom of the Rudaor APP interface.

Click “Vehicle Manufacturer”, “Insurance Agent”, “Insurance Commissioner” to add related necessary information.

After filled in the related information, Rudaor App will record your packing location automatically once your encounter any car failure, and you may click to contact recue service providers that are preset or nearby.

Mileage Report Management

Start Rudaor APP, and click “Mileage Log” in the bottom of the Rudaor App interface.

You may check your monthly drive type, distance, time, location, parking fee and road toll.

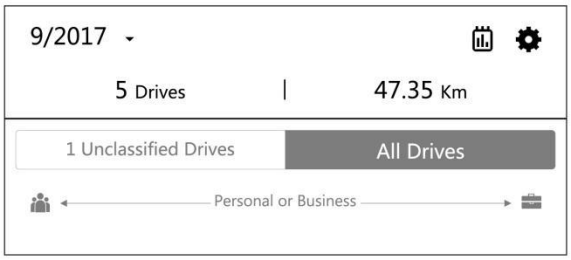

Click the top right report icon to get an annual view of drives.

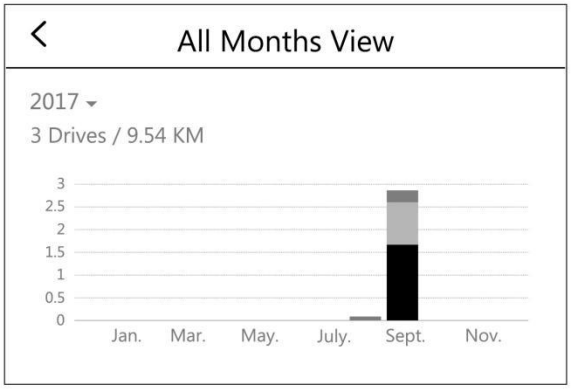

FCC ID: 2AOSF-RDCC
Shanghai Rudaor Electronics Technology Development Co., Ltd.
Model name: Rudaor Iron Guardian
Model No.: RDCC101

Changes or modifications not expressly approved by the party responsible for compliance could void the user's authority to operate the equipment。

Note: This equipment has been tested and found to comply with the limits for a Class B digital device, pursuant to part 15 of the FCC Rules. These limits are designed to provide reasonable protection against harmful interference in a residential installation. This equipment generates, uses and can radiate radio frequency energy and, if not installed and used in accordance with the instructions, may cause harmful interference to radio communications. However, there is no guarantee that interference will not occur in a particular installation. If this equipment does cause harmful interference to radio or television reception, which can be determined by turning the equipment off and on, the user is encouraged to try to correct the interference by one or more of the following measures:
—Reorient or relocate the receiving antenna.
—Increase the separation between the equipment and receiver.
—Connect the equipment into an outlet on a circuit different from that to which the receiver is connected.
—Consult the dealer or an experienced radio/TV technician for help.

This device complies with Part 15 of the FCC rules. Operation is subject to the following two conditions: 1) this device may not cause harmful interference, and 2) this device must accept any interference received, including interference that may cause undesired operation.