Appendix Test Data

Report No.:	18220WC20097303	Test Sample No.:	1-2-2
Start Test Date:	2022.5.7	Finish Test Date:	2022.5.11
Test Engineer:	Tony.He	Auditor:	Edward.Pan
Temperature:	24.3℃	Relative Humidity:	57.2 %
Pressure:	1012 hPa		

Appendix A1: Emission Bandwidth

Test Result

Test Mode	Antenna	Channel	26db EBW [MHz]	FL[MHz]	FH[MHz]	Limit[MHz]	Verdict
11A	Ant1	5180	20.280	5169.880	5190.160	---	PASS
		5200	20.360	5189.680	5210.040	---	PASS
		5240	20.520	5229.600	5250.120	---	PASS
11N20SISO	Ant1	5180	20.640	5169.640	5190.280	---	PASS
		5200	20.920	5189.520	5210.440	---	PASS
		5240	20.840	5229.640	5250.480	---	PASS
11N40SISO	Ant1	5190	40.960	5169.440	5210.400	---	PASS
		5230	40.160	5209.840	5250.000	---	PASS
11AC20SISO	Ant1	5180	20.600	5169.760	5190.360	---	PASS
		5200	20.800	5189.480	5210.280	---	PASS
		5240	20.760	5229.560	5250.320	---	PASS
11AC40SISO	Ant1	5190	41.120	5169.360	5210.480	---	PASS
		5230	41.040	5209.360	5250.400	---	PASS
11AC80SISO	Ant1	5210	79.840	5170.000	5249.840	---	PASS

Test Graphs

11A_Ant1_5180

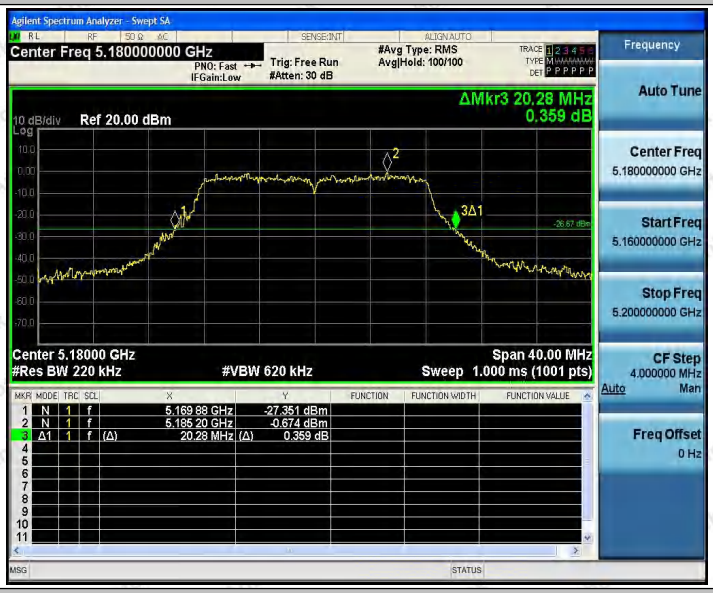

11A_Ant1_5200

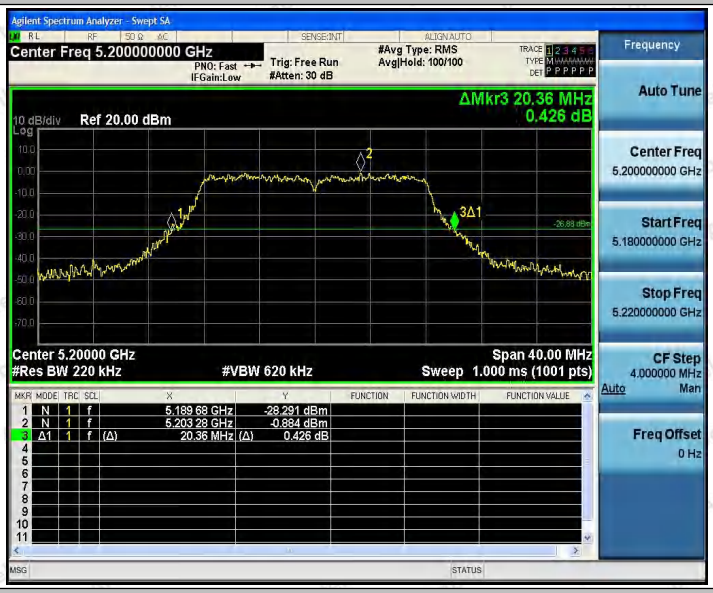

11A_Ant1_5240

11N20SISO_Ant1_5180

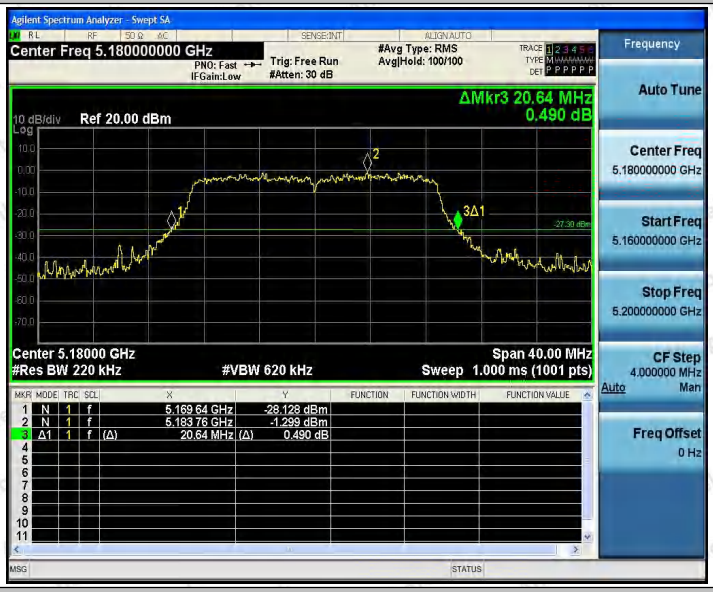

11N20SISO_Ant1_5200

11N20SISO_Ant1_5240

11N40SISO_Ant1_5190

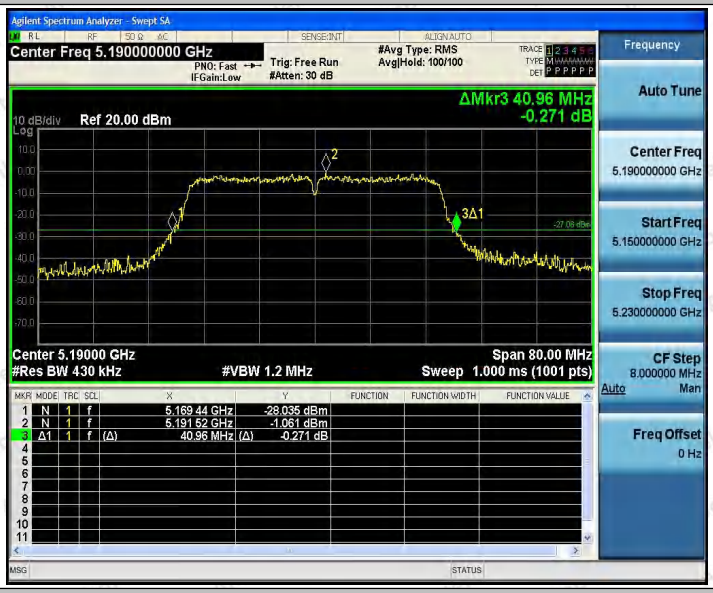

11N40SISO_Ant1_5230

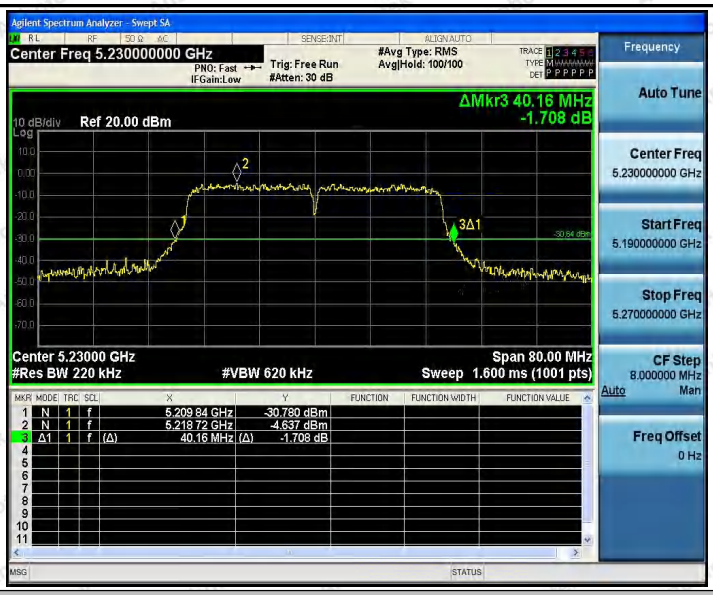

11AC20SISO_Ant1_5180

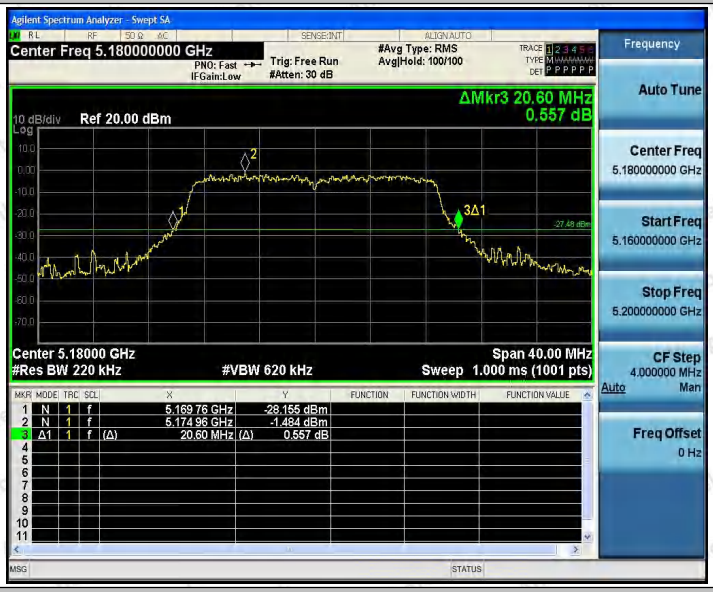

11AC20SISO_Ant1_5200

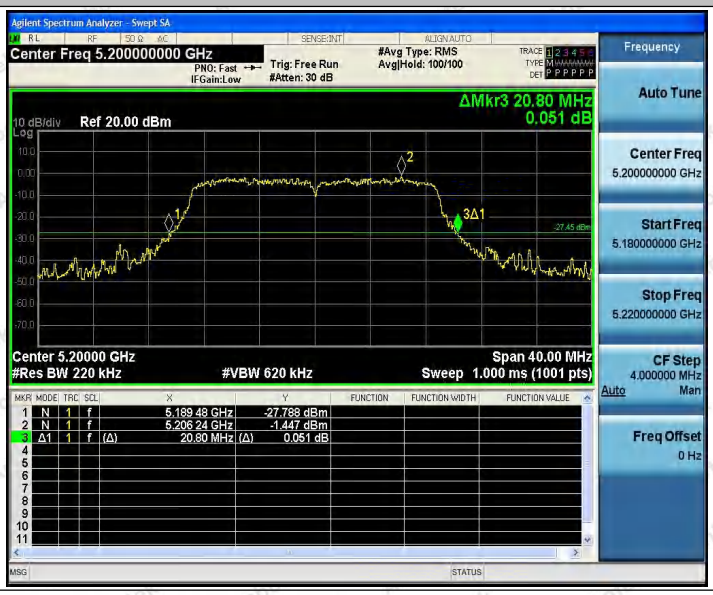

11AC20SISO_Ant1_5240

11AC40SISO_Ant1_5190

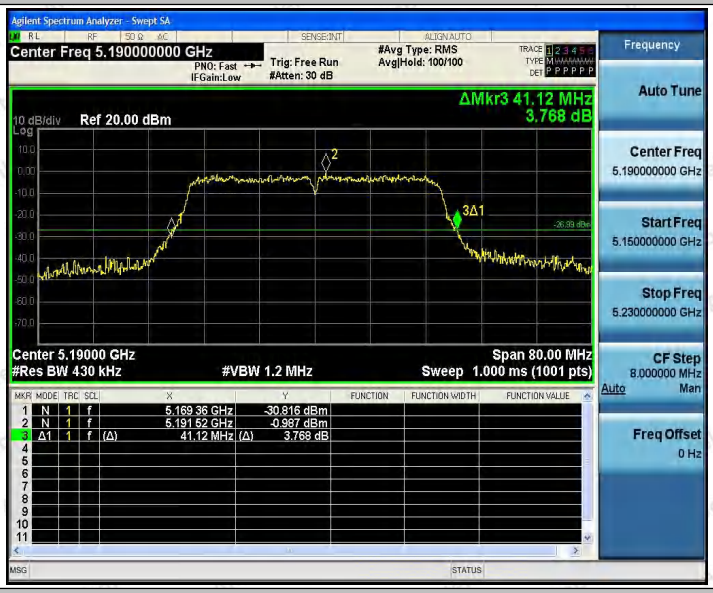

11AC40SISO_Ant1_5230

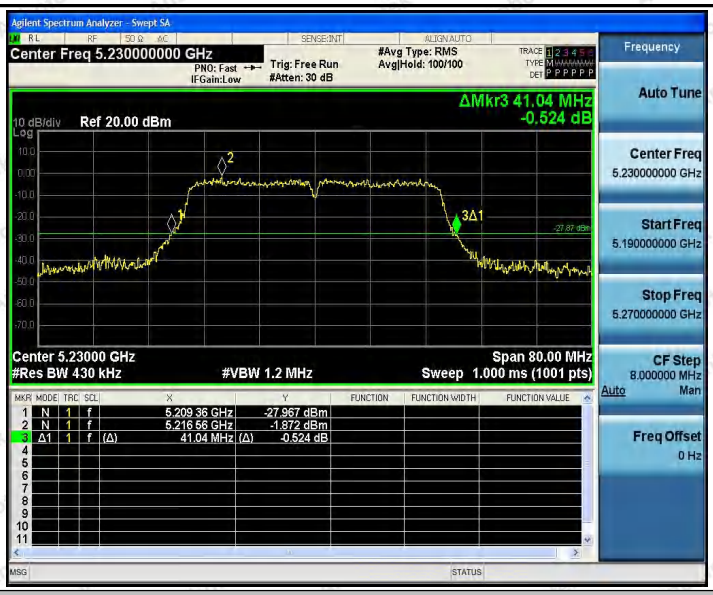

11AC80SISO_Ant1_5210

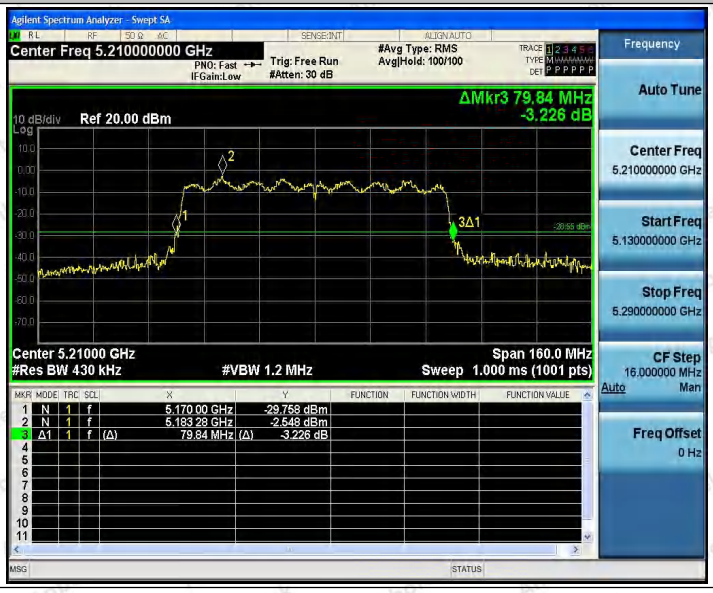

Appendix A2: Occupied channel bandwidth

Test Result

Test Mode	Antenna	Channel	OCB [MHz]	FL[MHz]	FH[MHz]	Limit[MHz]	Verdict
11A	Ant1	5180	16.944	5171.533	5188.477	---	PASS
		5200	16.919	5191.516	5208.435	---	PASS
		5240	16.974	5231.436	5248.410	---	PASS
11N20SISO	Ant1	5180	17.848	5171.068	5188.916	---	PASS
		5200	17.878	5191.033	5208.911	---	PASS
		5240	17.896	5231.031	5248.927	---	PASS
11N40SISO	Ant1	5190	36.052	5171.961	5208.013	---	PASS
		5230	36.061	5211.885	5247.946	---	PASS
11AC20SISO	Ant1	5180	17.923	5171.019	5188.942	---	PASS
		5200	17.882	5191.033	5208.915	---	PASS
		5240	17.855	5231.062	5248.917	---	PASS
11AC40SISO	Ant1	5190	36.161	5171.917	5208.078	---	PASS
		5230	36.210	5211.834	5248.044	---	PASS
11AC80SISO	Ant1	5210	75.161	5172.394	5247.555	---	PASS

Test Graphs

11A_Ant1_5180

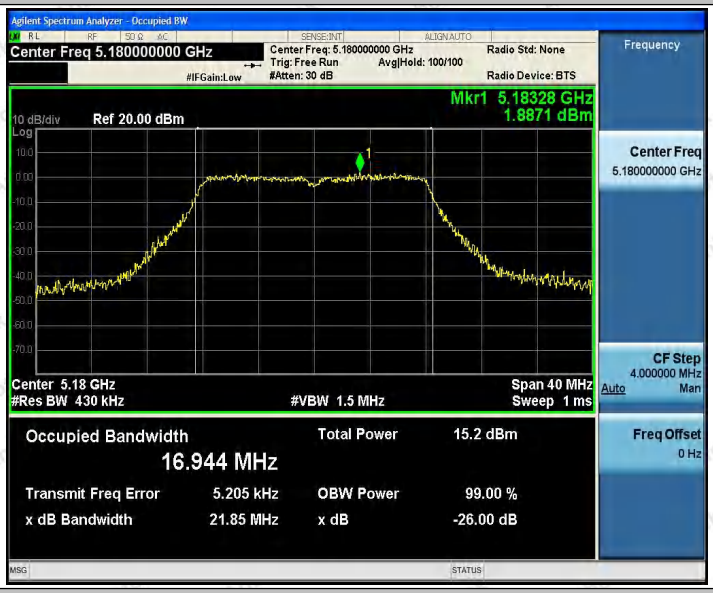

11A_Ant1_5200

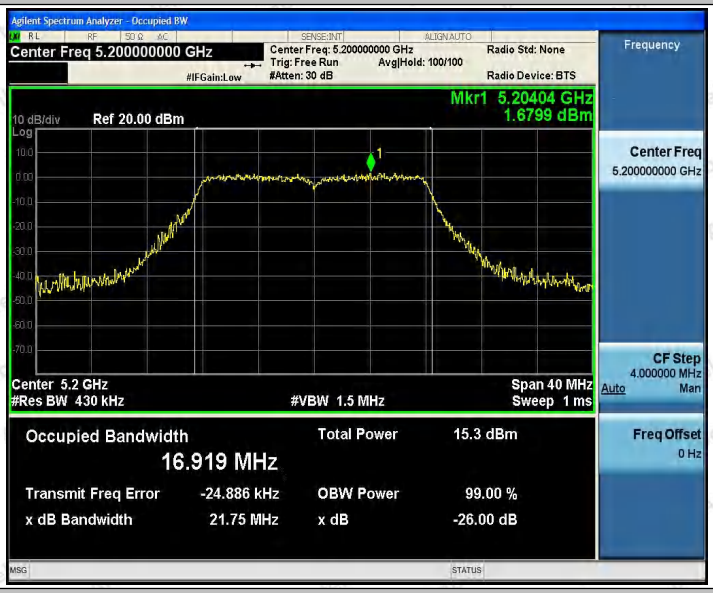

11A_Ant1_5240

11N20SISO_Ant1_5180

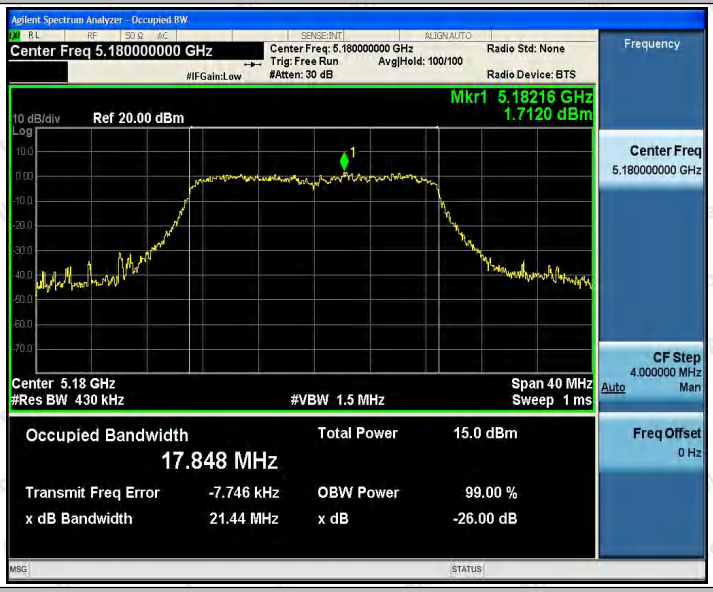

11N20SISO_Ant1_5200

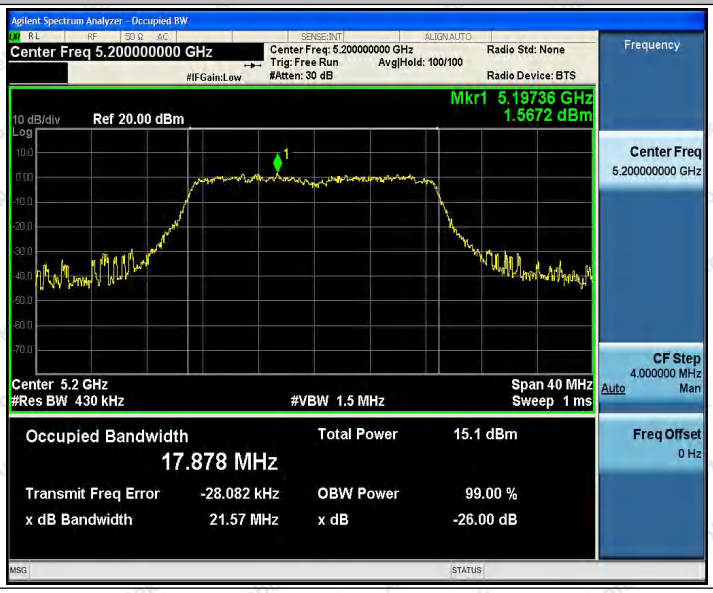

11N20SISO_Ant1_5240

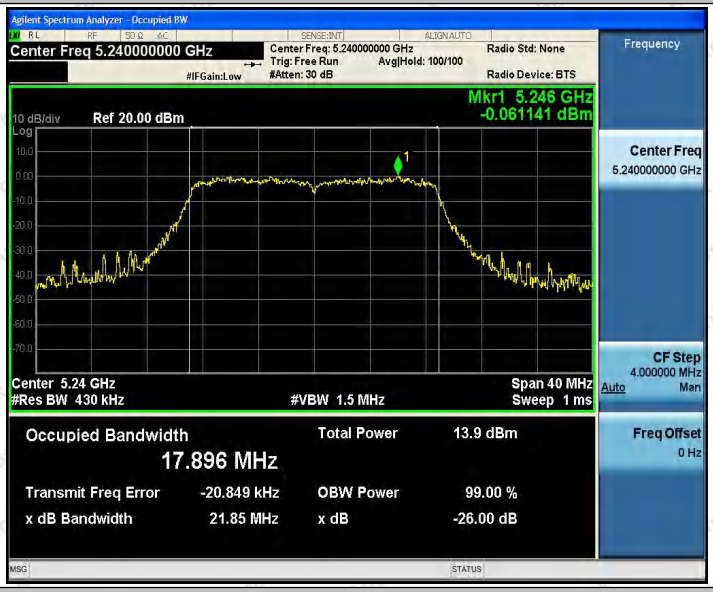

11N40SISO_Ant1_5190

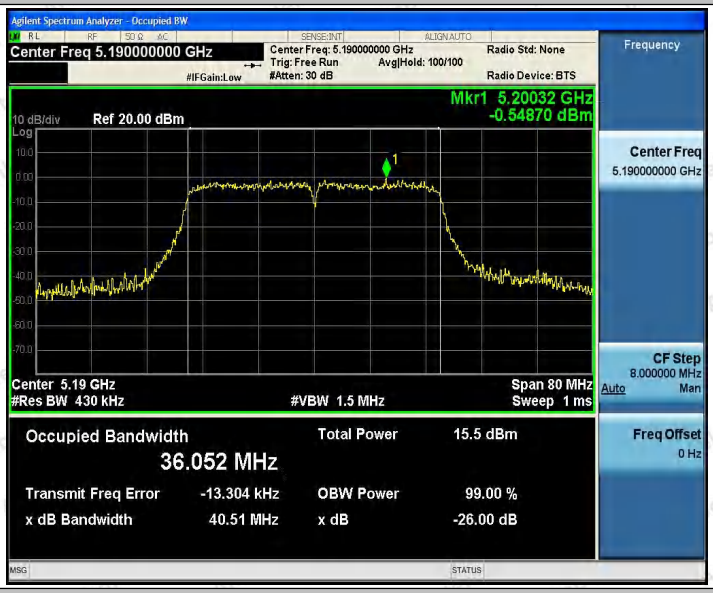

11N40SISO_Ant1_5230

11AC20SISO_Ant1_5180

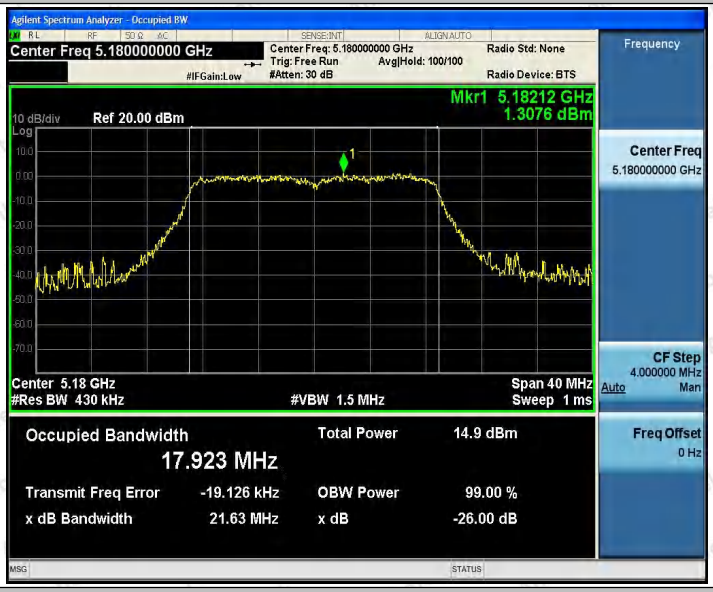

11AC20SISO_Ant1_5200

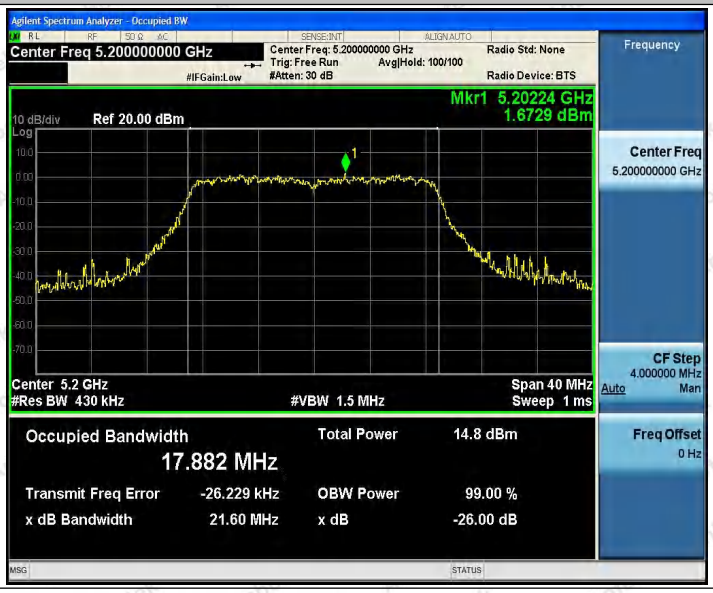

11AC20SISO_Ant1_5240

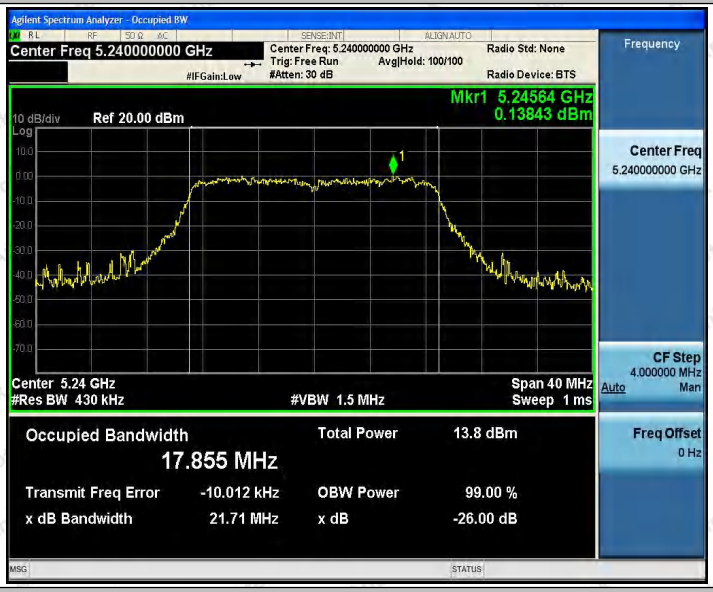

11AC40SISO_Ant1_5190

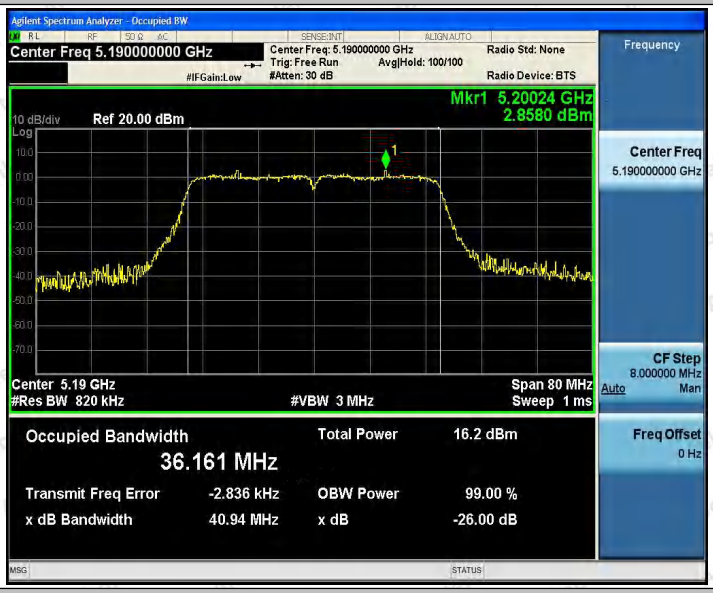

11AC40SISO_Ant1_5230

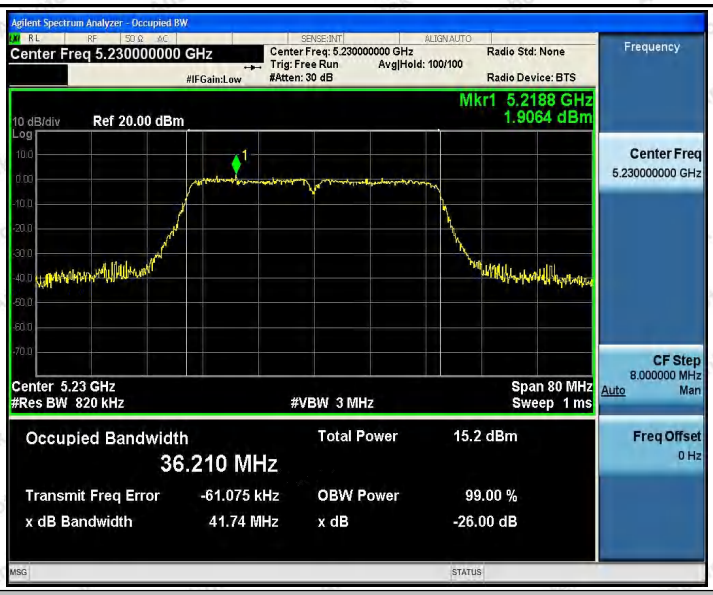

11AC80SISO_Ant1_5210

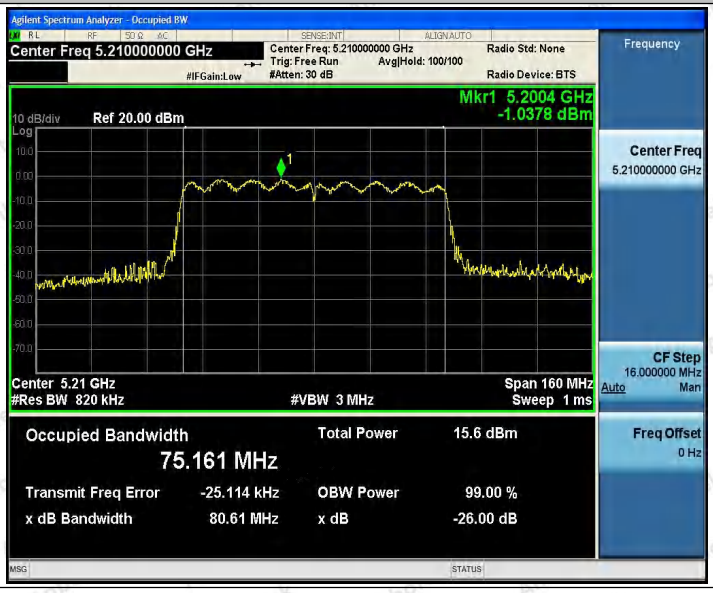

Appendix A3: Min emission bandwidth

Test Result

Test Mode	Antenna	Channel	6db EBW [MHz]	FL[MHz]	FH[MHz]	Limit[MHz]	Verdict
Test Mode	Antenna	Channel	Result	FL	FH	Limit	Verdict

Appendix B: Maximum conducted output power

Test Result

Test Mode	Antenna	Channel	Result[dBm]	Limit[dBm]	Verdict
11A	Ant1	5180	14.21	≤23.98	PASS
		5200	14.21	≤23.98	PASS
		5240	13.10	≤23.98	PASS
11N20SISO	Ant1	5180	13.68	≤23.98	PASS
		5200	13.15	≤23.98	PASS
		5240	12.49	≤23.98	PASS
11N40SISO	Ant1	5190	14.35	≤23.98	PASS
		5230	13.72	≤23.98	PASS
11AC20SISO	Ant1	5180	13.58	≤23.98	PASS
		5200	13.54	≤23.98	PASS
		5240	12.47	≤23.98	PASS
11AC40SISO	Ant1	5190	11.56	≤23.98	PASS
		5230	13.40	≤23.98	PASS
11AC80SISO	Ant1	5210	14.17	≤23.98	PASS

Note：The Duty Cycle Factor is compensated in the graph.

Appendix C: Maximum power spectral density

Test Result

Test Mode	Antenna	Channel	Result [dBm/MHz]	Limit[dBm/MHz]	Verdict
11A	Ant1	5180	5.51	≤11	PASS
		5200	5.63	≤11	PASS
		5240	4.69	≤11	PASS
11N20SISO	Ant1	5180	5.24	≤11	PASS
		5200	4.95	≤11	PASS
		5240	3.4	≤11	PASS
11N40SISO	Ant1	5190	2.66	≤11	PASS
		5230	1.74	≤11	PASS
11AC20SISO	Ant1	5180	4.89	≤11	PASS
		5200	5.44	≤11	PASS
		5240	3.78	≤11	PASS
11AC40SISO	Ant1	5190	3.55	≤11	PASS
		5230	1.65	≤11	PASS
11AC80SISO	Ant1	5210	-0.11	≤11	PASS

Note：1.The Result and Limit Unit is dBm/500 kHz in the band 5.725–5.85 GHz.
2.The Duty Cycle Factor and RBW Factor is compensated in the graph.

Test Graphs

11A_Ant1_5180

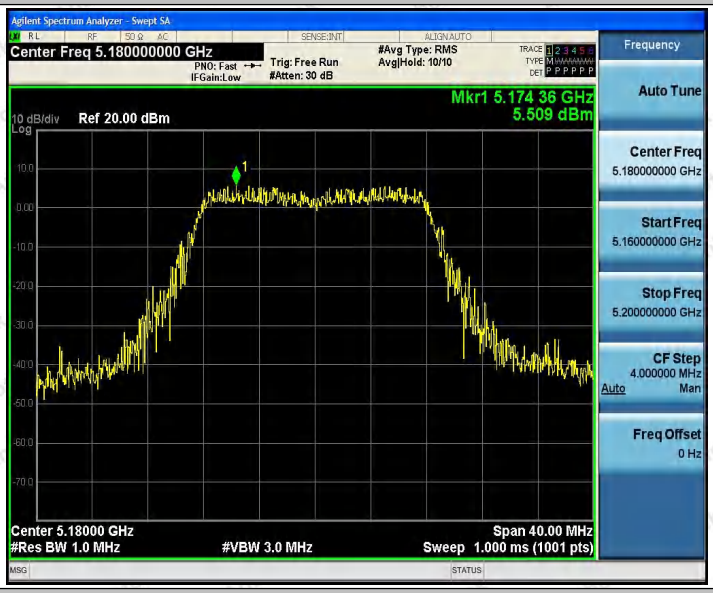

11A_Ant1_5200

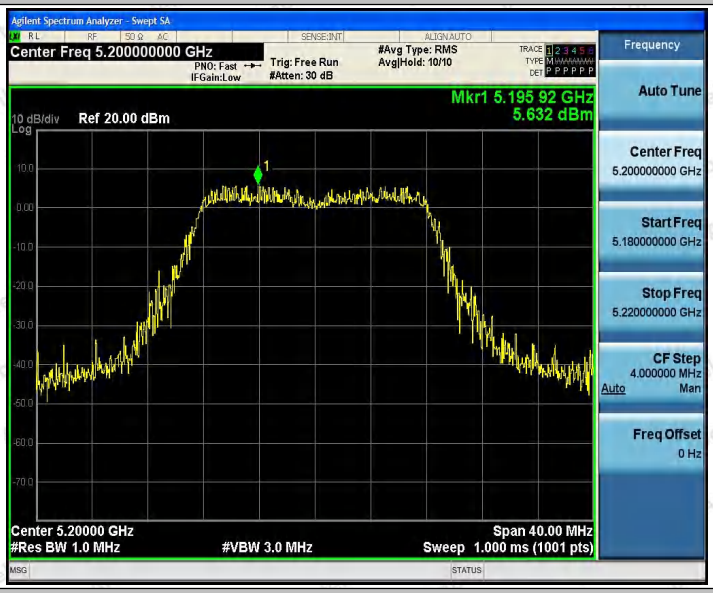

11A_Ant1_5240

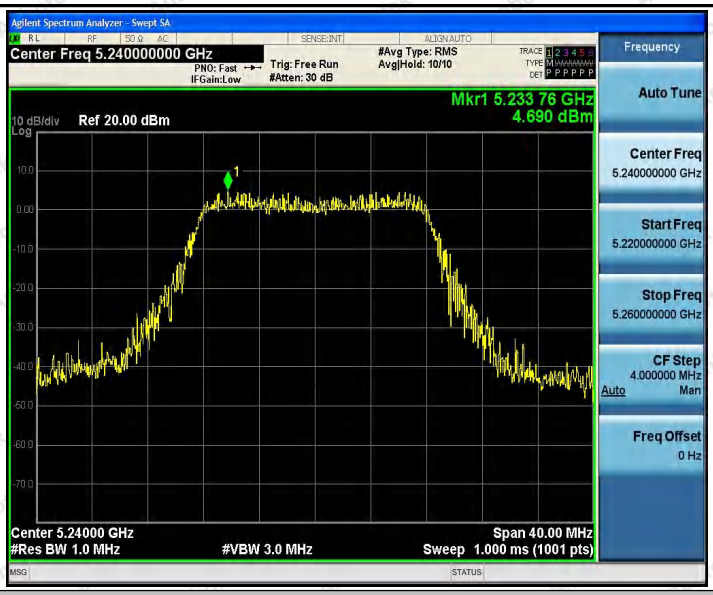

11N20SISO_Ant1_5180

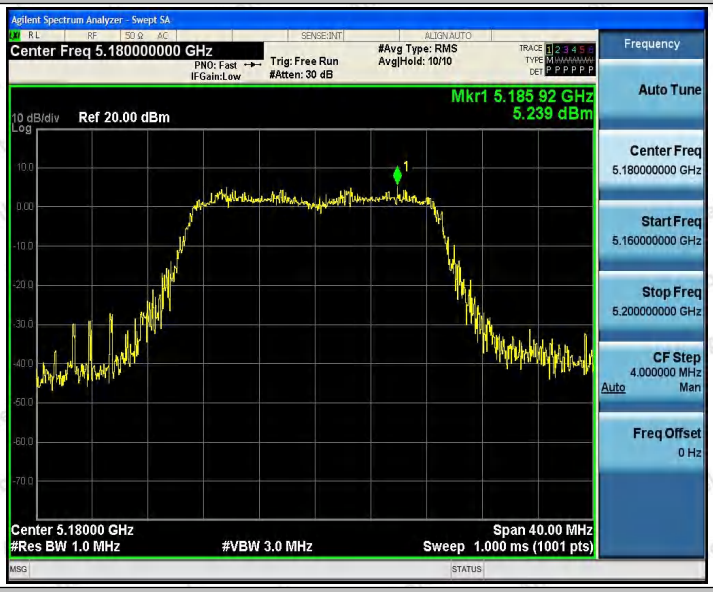

11N20SISO_Ant1_5200

11N20SISO_Ant1_5240

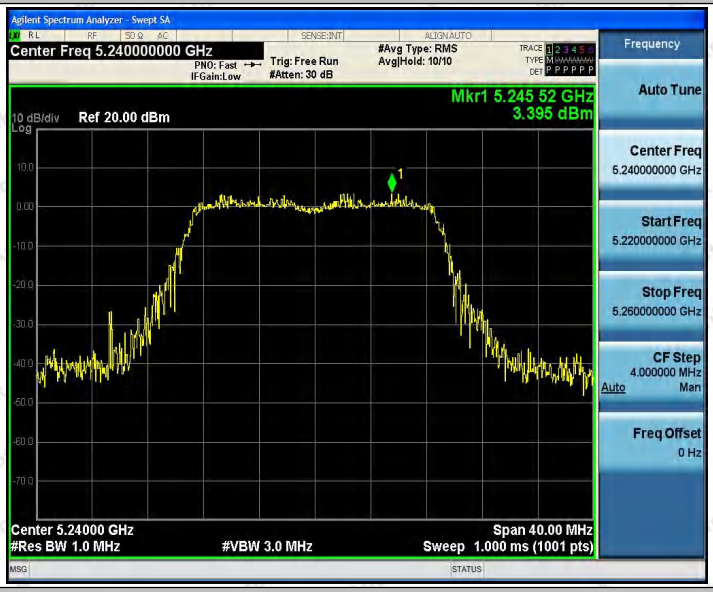

11N40SISO_Ant1_5190

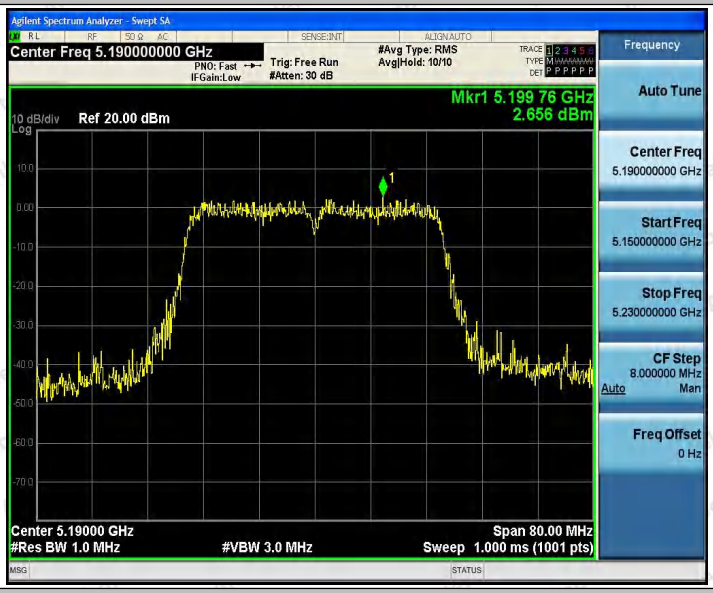

11N40SISO_Ant1_5230

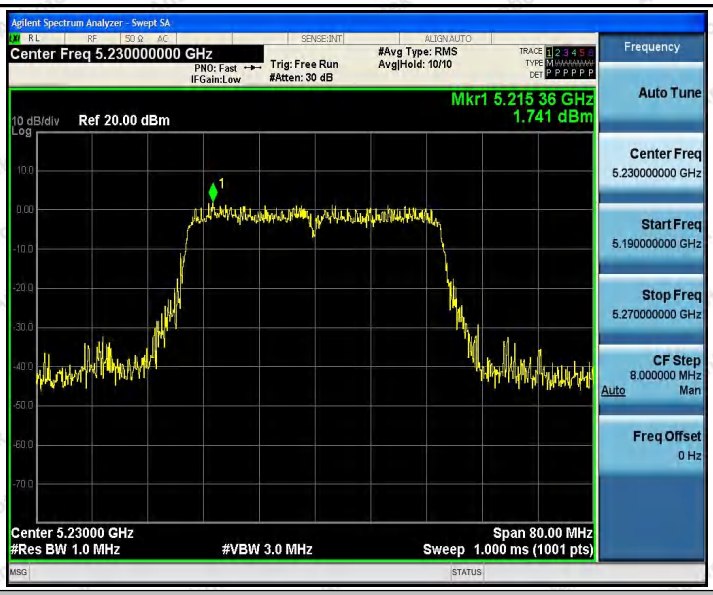

11AC20SISO_Ant1_5180

11AC20SISO_Ant1_5200

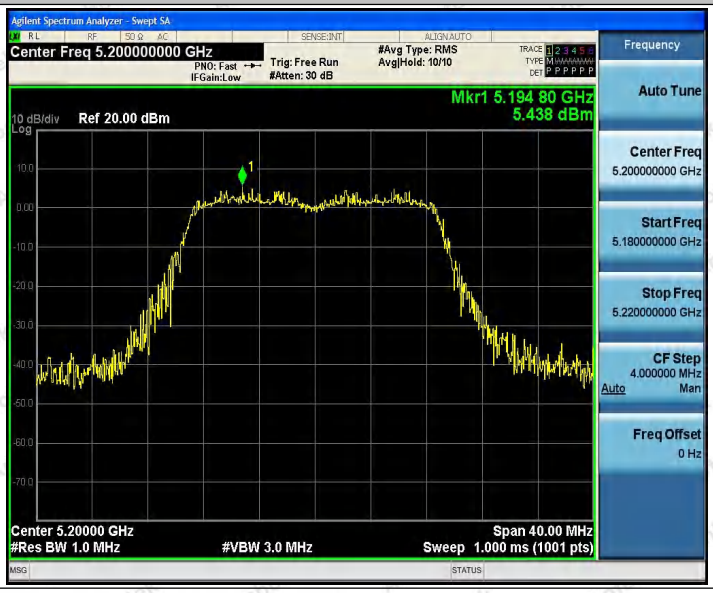

11AC20SISO_Ant1_5240

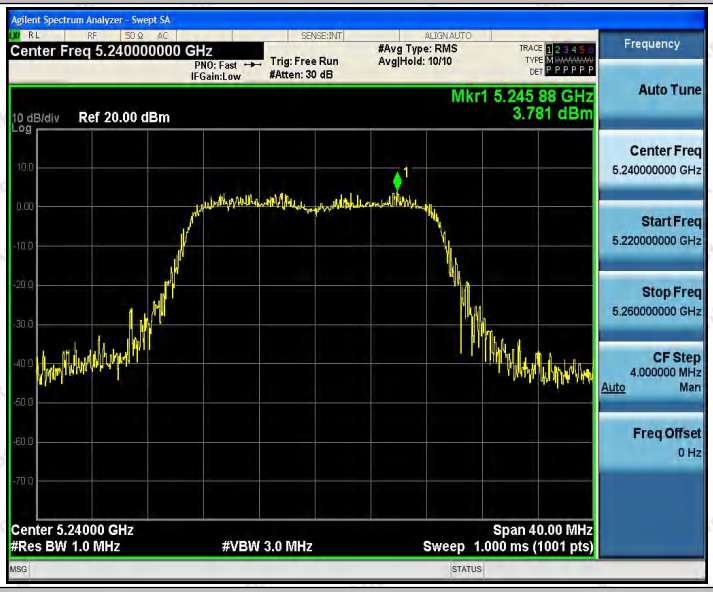

11AC40SISO_Ant1_5190

11AC40SISO_Ant1_5230

11AC80SISO_Ant1_5210

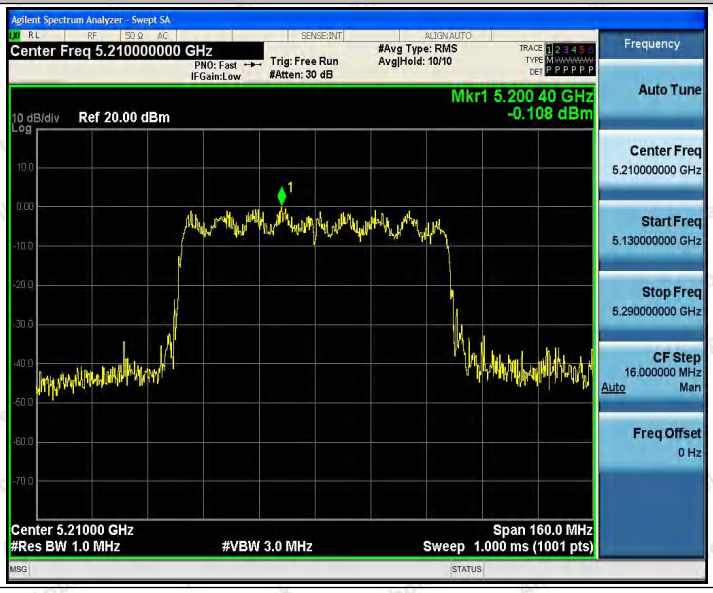

Appendix D: Band edge measurements

Test Result

Test Mode	Antenna	Ch Name	Channel	Result[dBm]	Limit[dBm]	Verdict
11A	Ant1	Low	5180	-42.88	≤-27	PASS
		High	5240	-45.03	≤-27	PASS
11N20SISO	Ant1	Low	5180	-42.92	≤-27	PASS
		High	5240	-44.73	≤-27	PASS
11N40SISO	Ant1	Low	5190	-37.97	≤-27	PASS
		High	5230	-44.85	≤-27	PASS
11AC20SISO	Ant1	Low	5180	-42.21	≤-27	PASS
		High	5240	-44.69	≤-27	PASS
11AC40SISO	Ant1	Low	5190	-37.72	≤-27	PASS
		High	5230	-44.52	≤-27	PASS
11AC80SISO	Ant1	Low	5210	-36.83	≤-27	PASS
		High	5210	-44.46	≤-27	PASS

Test Mode	Antenna	Ch Name	Channel	Freq Range[MHz]	Result[dBm]	Limit[dBm]	Verdict
Test Mode	Antenna	Ch Name	Channel	Freq Rang	Result	Limit	Verdict

Test Graphs

11A_Ant1_Low_5180

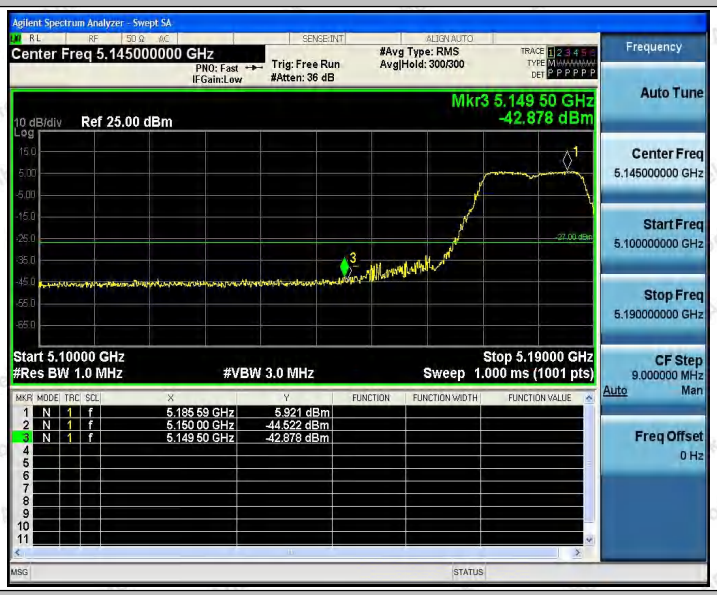

11A_Ant1_High_5240

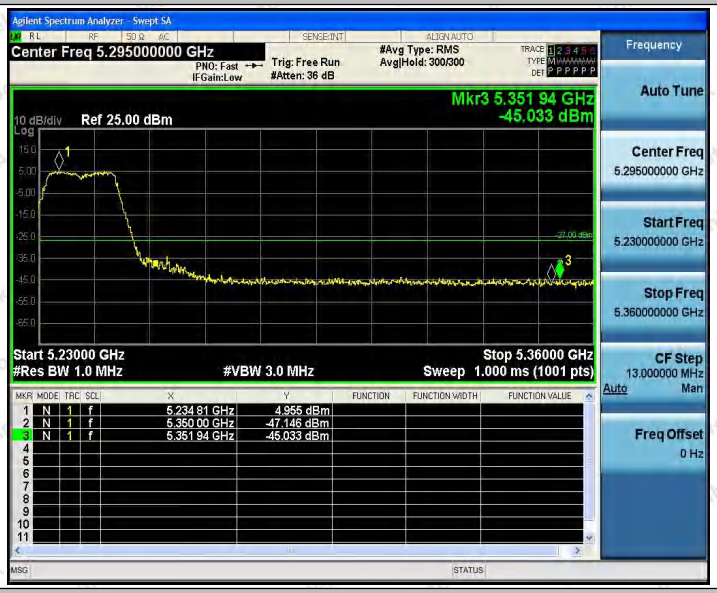

11N20SISO_Ant1_Low_5180

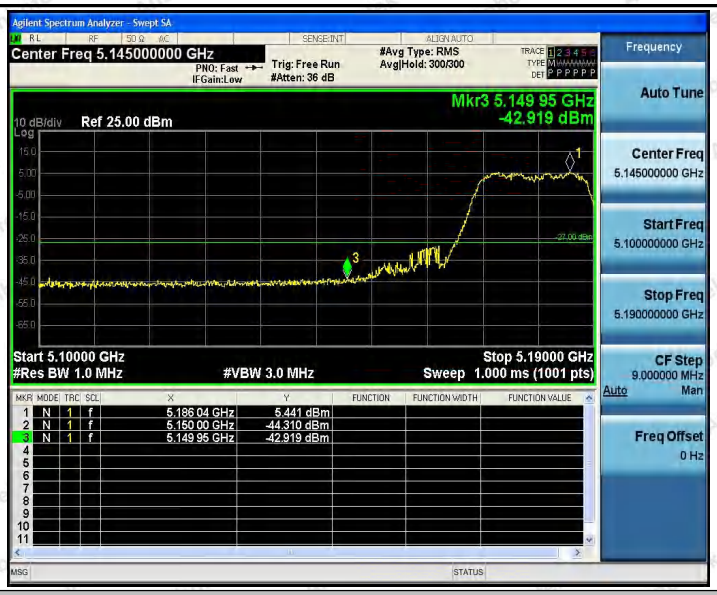

11N20SISO_Ant1_High_5240

11N40SISO_Ant1_Low_5190

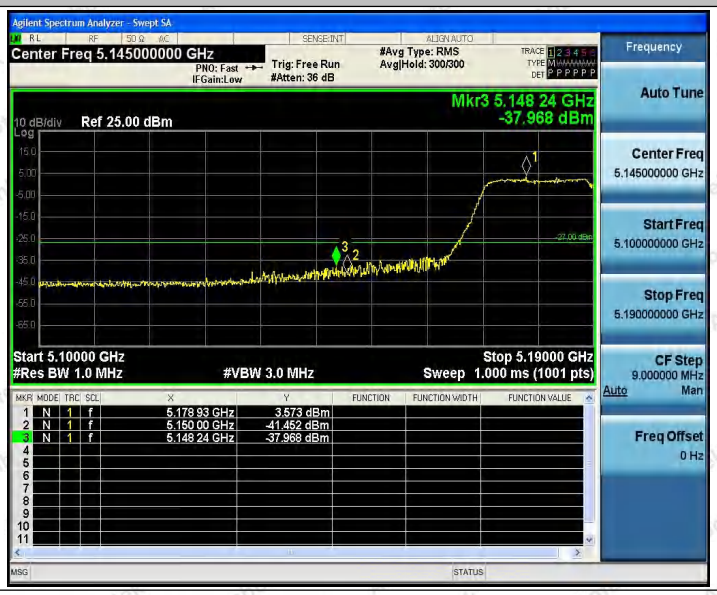

11N40SISO_Ant1_High_5230

11AC20SISO_Ant1_Low_5180

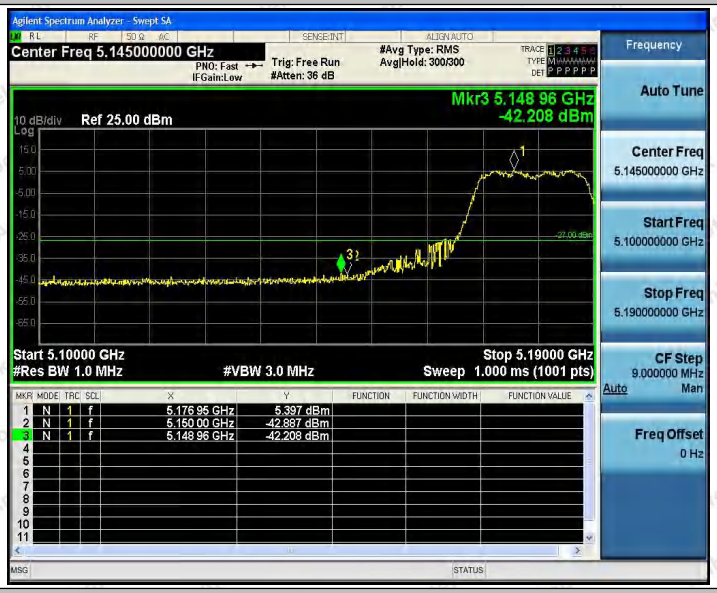

11AC20SISO_Ant1_High_5240

11AC40SISO_Ant1_Low_5190

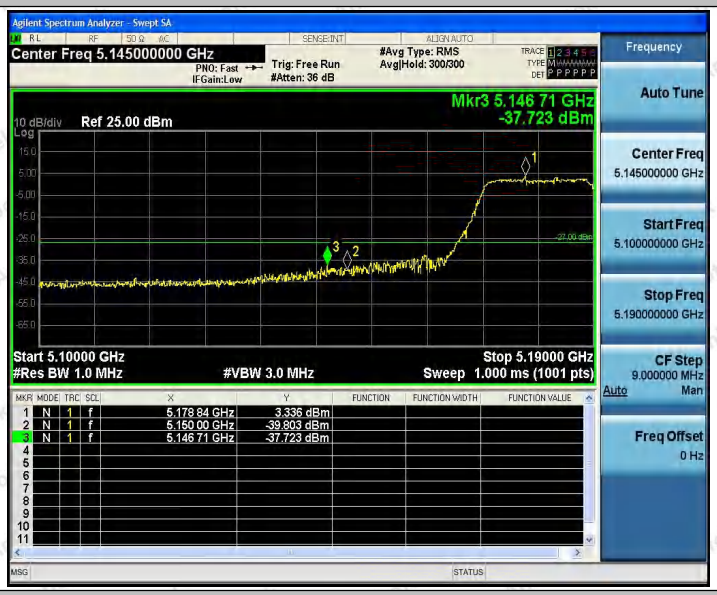

11AC40SISO_Ant1_High_5230

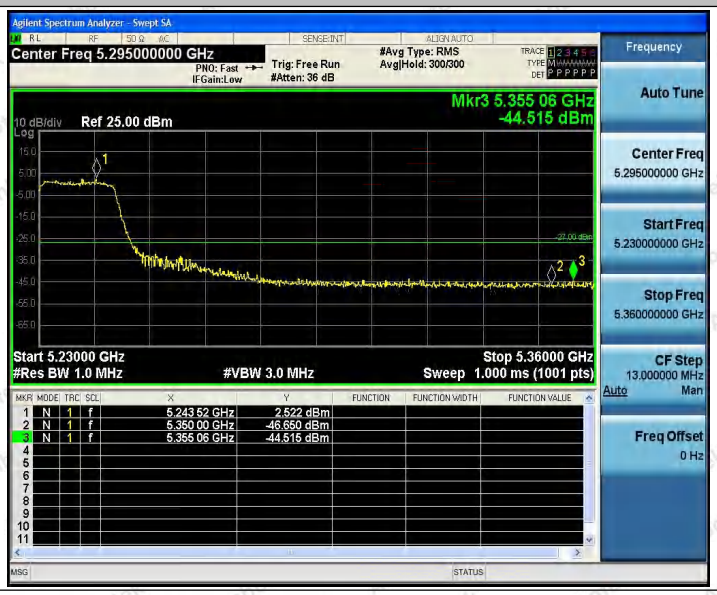

11AC80SISO_Ant1_Low_5210

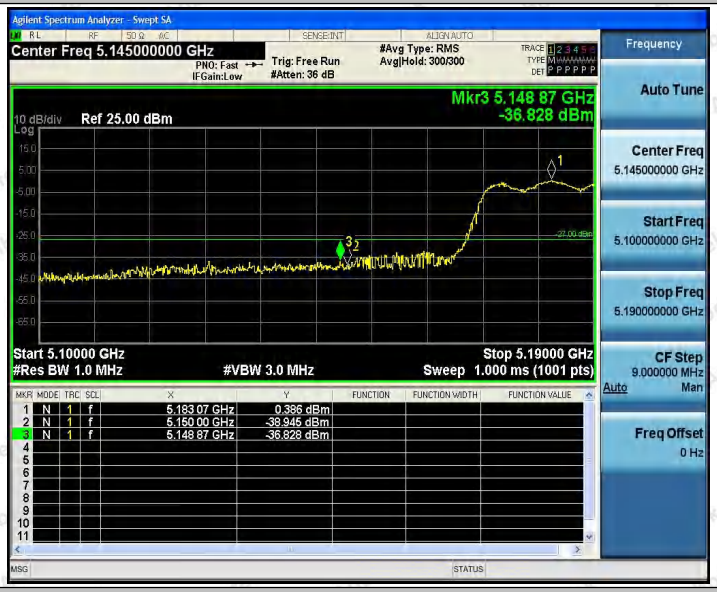

11AC80SISO_Ant1_High_5210

Appendix H: Duty Cycle

Test Result

Test Mode	Antenna	Channel	Transmission Duration [ms]	Transmission Period [ms]	Duty Cycle [%]	Limit	Verdict
11A	Ant1	5180	2.02	2.08	97.12	---	PASS
		5200	2.02	2.08	97.12	---	PASS
		5240	2.02	2.07	97.58	---	PASS
11N20SISO	Ant1	5180	1.89	1.95	96.92	---	PASS
		5200	1.89	1.95	96.92	---	PASS
		5240	1.89	1.95	96.92	---	PASS
11N40SISO	Ant1	5190	0.93	0.99	93.94	---	PASS
		5230	0.92	0.98	93.88	---	PASS
11AC20SISO	Ant1	5180	1.88	1.94	96.91	---	PASS
		5200	1.88	1.94	96.91	---	PASS
		5240	1.89	1.94	97.42	---	PASS
11AC40SISO	Ant1	5190	0.93	0.99	93.94	---	PASS
		5230	0.93	0.99	93.94	---	PASS
11AC80SISO	Ant1	5210	0.45	0.51	88.24	---	PASS

Test Graphs

11A_Ant1_5180

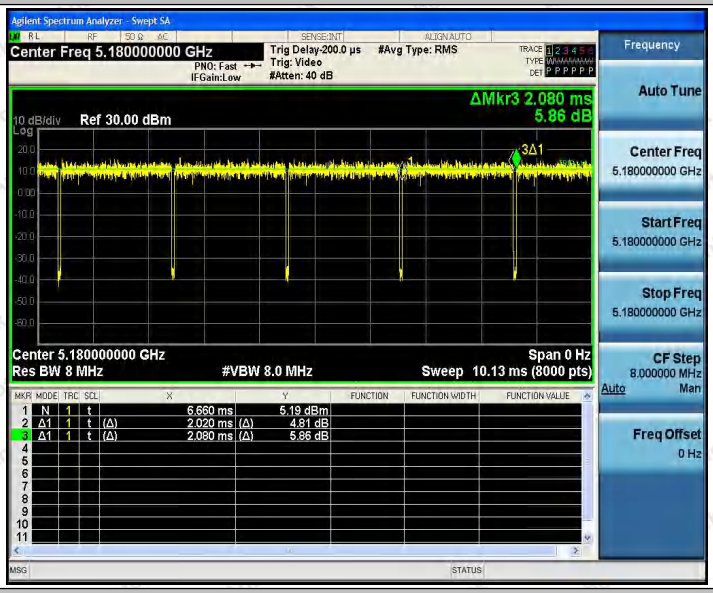

11A_Ant1_5200

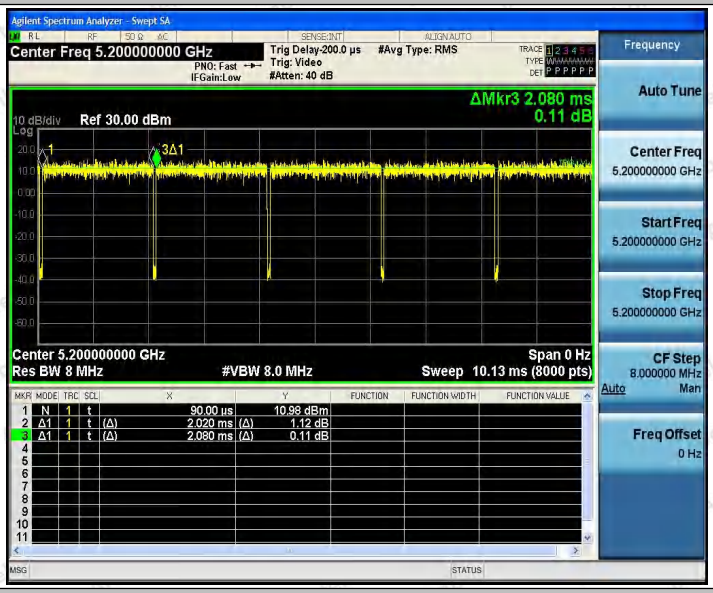

11A_Ant1_5240

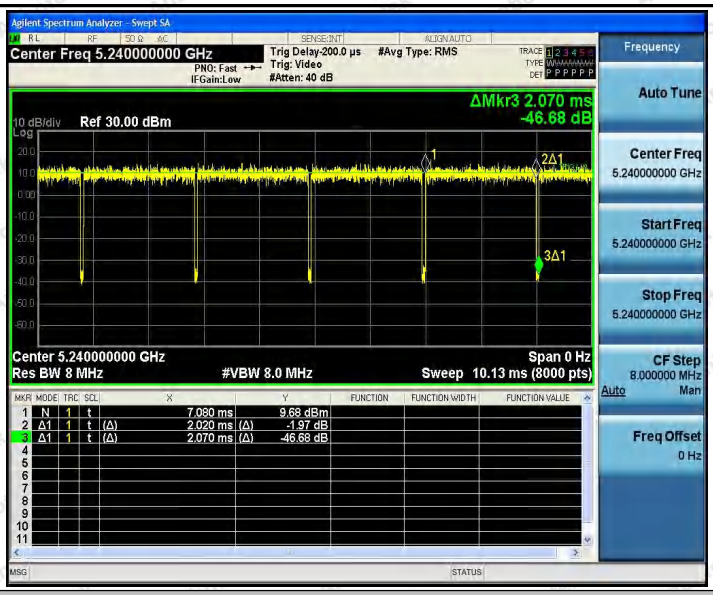

11N20SISO_Ant1_5180

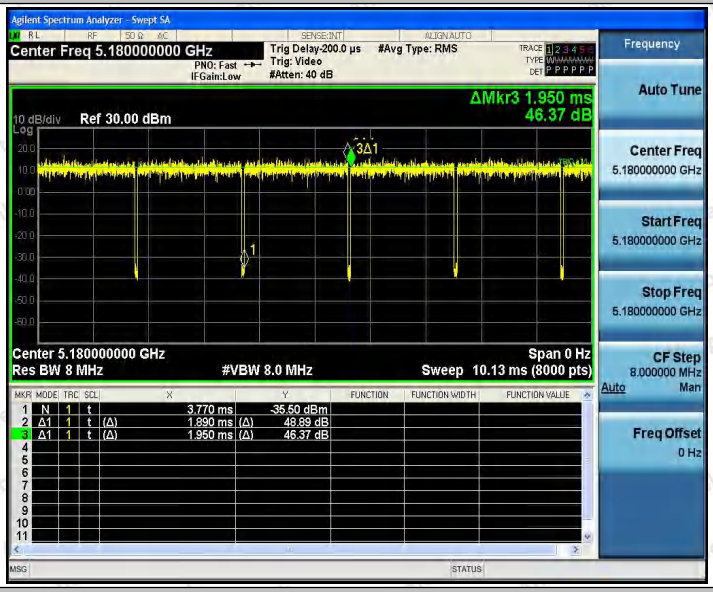

11N20SISO_Ant1_5200

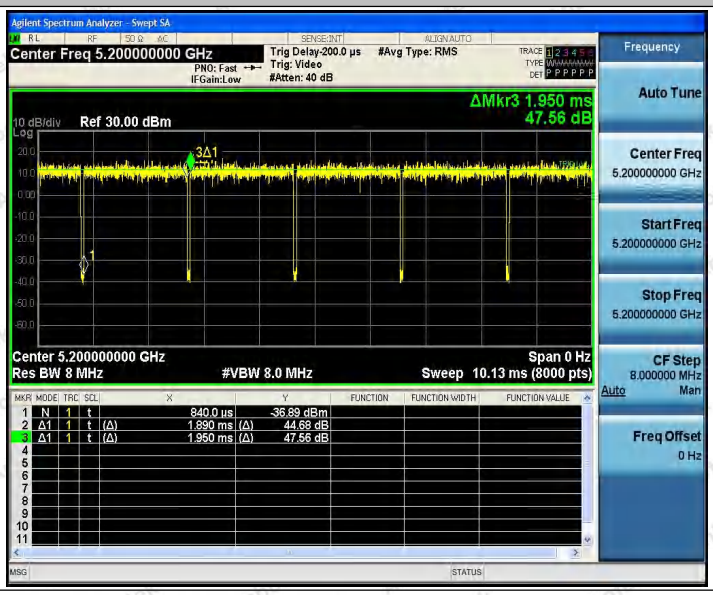

11N20SISO_Ant1_5240

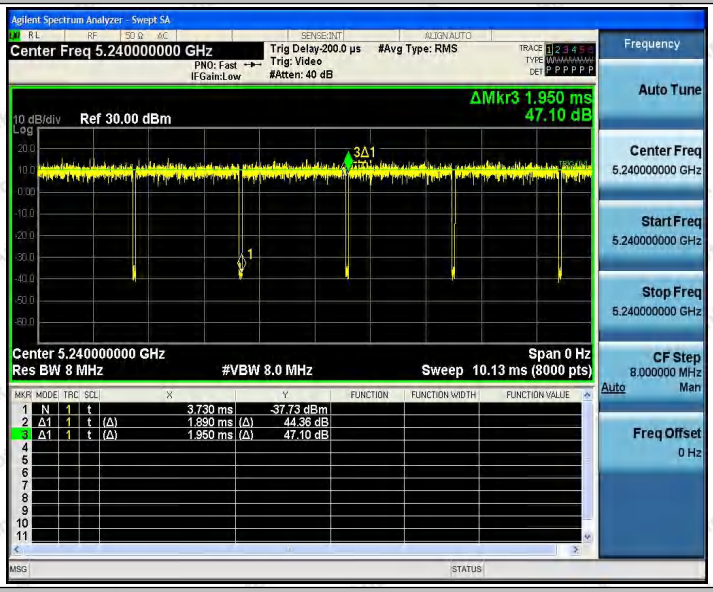

11N40SISO_Ant1_5190

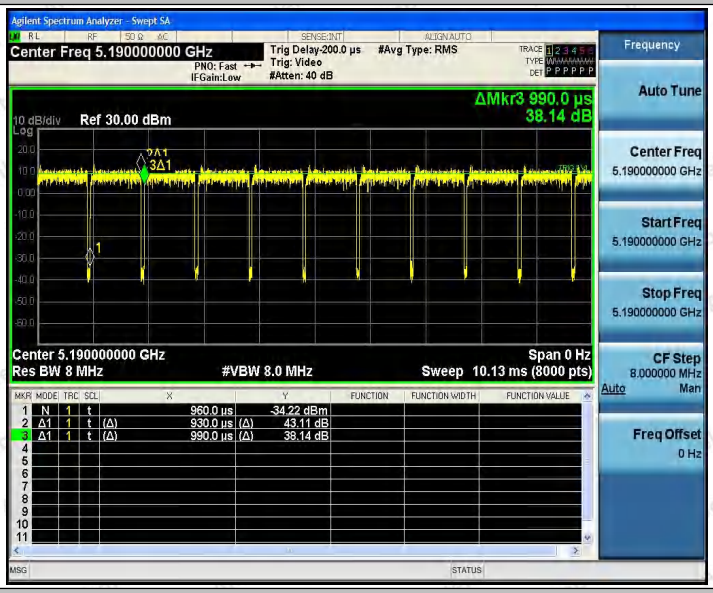

11N40SISO_Ant1_5230

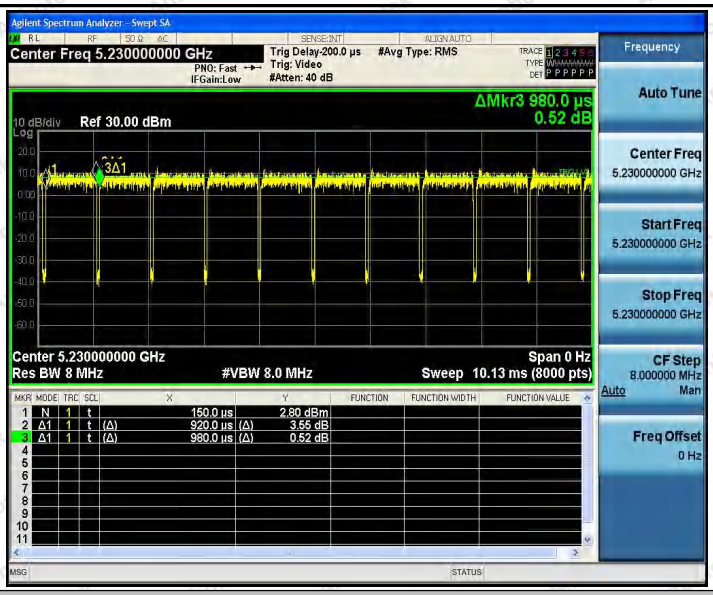

11AC20SISO_Ant1_5180

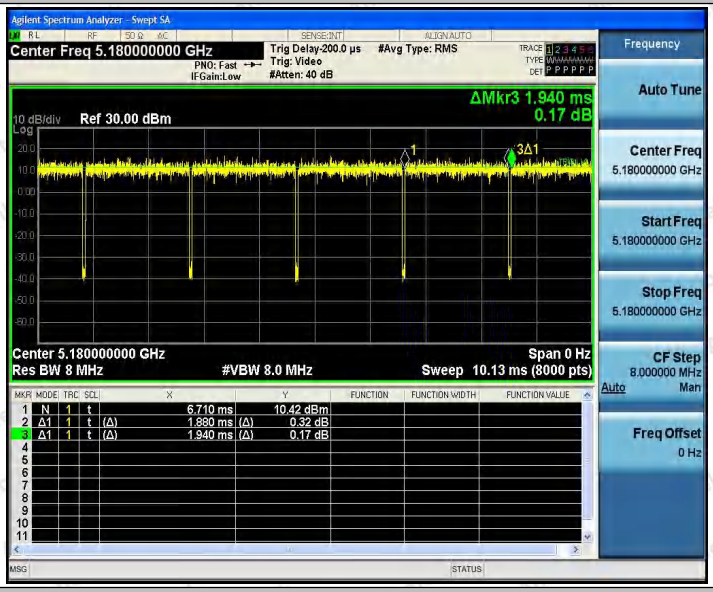

11AC20SISO_Ant1_5200

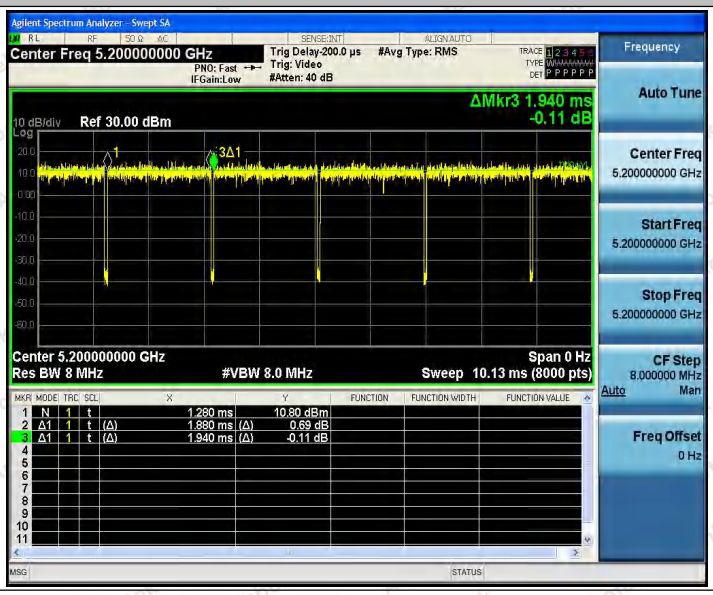

11AC20SISO_Ant1_5240

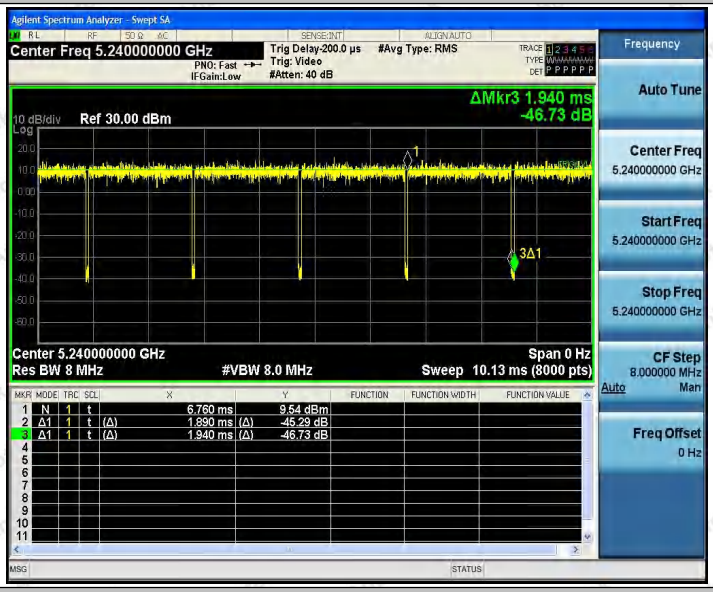

11AC40SISO_Ant1_5190

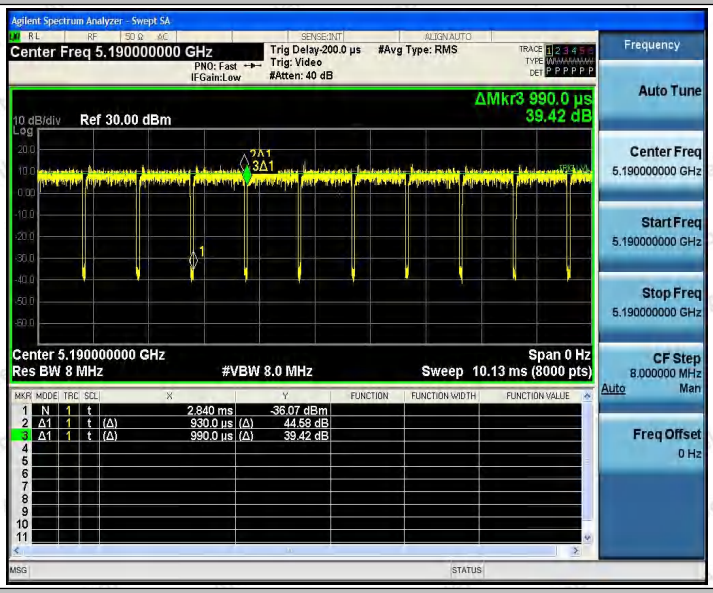

11AC40SISO_Ant1_5230

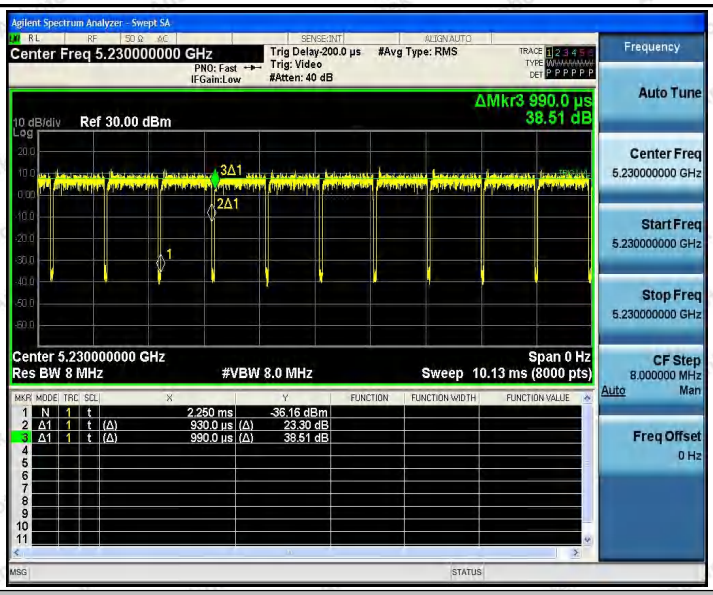

11AC80SISO_Ant1_5210

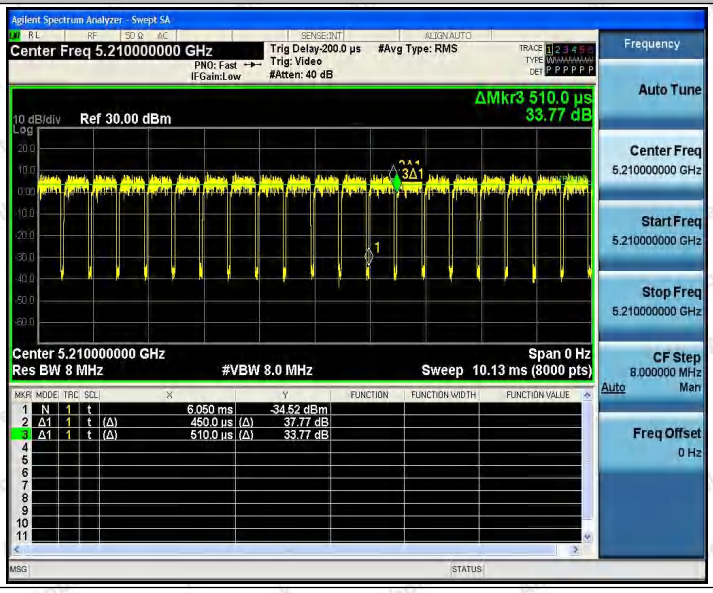

---End---