MF200 PLUS-3折说明书-美国-20211027-V1.0
尺寸：108*72mm
材料：128g双铜纸
工艺：4C(参考蓝色3005C和红色1788C)
折法：风琴折

正面

MF200 Plus

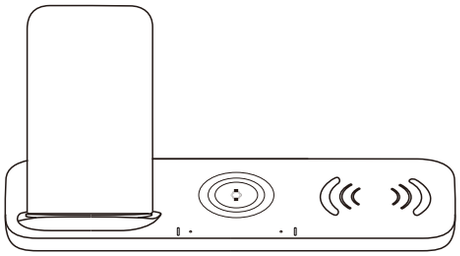

Slim Case(within 4mm)

Case Thickness(Over 4mm)

Metal Ring/Case

Magnetic Pad

How to Output 2.5W/5W/7.5W/10W?

	Compatible Device
2.5W	Samsang Galaxy watch / Active / Active 2 / Samsang Gear S3 / Sport / Samsung Galaxy Buds / Buds+
5W	Compatible with all Qi enabled devices
7.5W	iPhone SE 2020/ 11/ 11 Pro/ 11 Pro Max/ iPhone 8/ 8 plus/iPhone X/ XS/ XS Max/ XR.....
10W	Samsung Galaxy S20/ S20+/ S20 Ultra/ Note 10/ Note 10+/ S10/ S10+/ S10e/ S9/ S9+/ Note 9/ Note 8/ S8/ S8 plus/S7/ S7edge/ S6 edge plus/ Note 5/ .....

Product Specification

Model: MF200 Plus
Size: 240*90*115mm
Input: 9V ⎓ 3A
Coil: 2+1+1 coils
Charging Distance: 4mm-6mm

反面

Use Instruction

Phone:

1. Please use the yootech AC-DC adapter while charging (9V/3A).

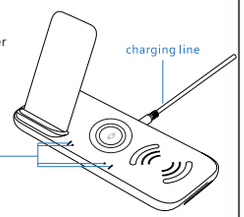

2. Connecting power with DC port, the indicator will light up for 3 seconds when power is on.

3. ① Please place your phone on the left or right of the wireless charging pad, and ensure it is on the "sweet spot" for efficient charging.

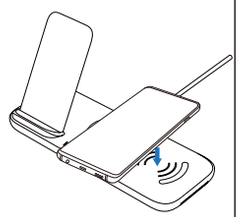

② The led indicator will be on for 15 seconds and then turn off when your phone is successfully charged to keep the whole charging process being sleep-friendly.

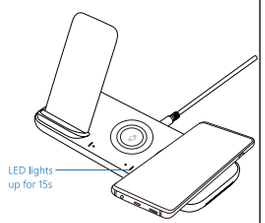

4. When charge two devices at the same time, both of the led indicators will be on for 15 seconds and then turn off.

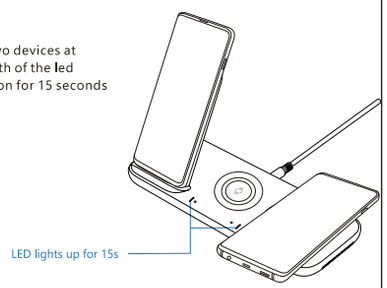

Samsung Galaxy Watch:

1. Place the Galaxy Watch on the middle wireless charger, and ensure it is in the best position for better charging experience, the led indicator will be on for 15 seconds and then turn off.

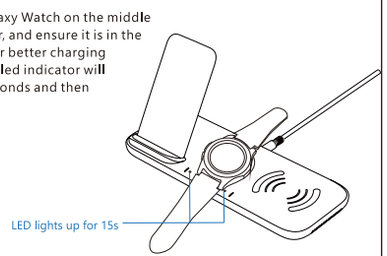

Samsung Galaxy Buds:

1. Please place your Galaxy Buds on the right of the wireless charging pad, and ensure it is on the "sweet spot" for efficient charging. The led indicator will be on for 15 seconds and then turn off.

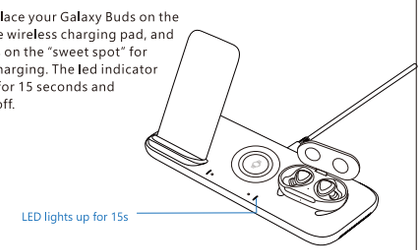

Attention

1. Avoid dropping.
2. Do not disassemble.
3. Do not expose to liquids.
4. For the safest and fastest charge, use original or certified cables.
5. This product is suitable for moderate climates only.
6. The maximum ambient temperature during use of this product must not exceed 40°C.
7. Naked flame sources, such as candles, must not be placed on the product.

FCC Statement

This device complies with part 18 of the FCC Rules. Operation is Subject To the following two conditions: (1) This device may not cause harmful interference, and (2) this device must accept any interfere received, including interference that may cause undesired operation. Changes or modifications not explicitly approved by the party responsible for compliance could void the user's authority to operate this equipment.

Note: this equipment has been tested and found to comply with the limits for a Class B digital device, pursuant to part 18 of the FCC Rules. These limits are designed to provide reasonable protection against harmful interference in a residential installation. This equipment generates, uses and candidate radio frequency energy and, if not installed and used in accordance with the instructions, may cause harmful interference to radio communications. However, there is no guarantee that interference will not occur in a particular installation.

If this equipment does cause harmful interference to radio or television reception, which can be determined by turning the equipment off and on, the user is encouraged to try to correct the interference by one or more of the following measures:

o Reorient or relocate the receiving antenna

o Increase the separation between the equipment and receiver

o Connect the equipment into an outlet on a circuit different from that to which the receiver is connected

o Consult the dealer or an experienced radio/TV technician for help

The equipment complies with FCC radiation exposure limits set forth for an uncontrolled environment. During the operation of device a distance of 15 cm surrounding the device and 20 cm above the top surface of the device must be respected.

This device complies with Part 18 of the FCC Rules. This equipment generates uses and can radiate radio frequency energy and, if not installed and used in accordance with the instructions, may cause harmful interference to radio communications. If this equipment does cause harmful interference to radio or television reception, which can be determined by turning the equipment off and on, the user is encouraged to try to correct the interference by one or more of the following measures:

* Increase the separation between the equipment and any other radio device

* Connect the equipment into an outlet on a circuit different from that to which the receiver is connected