產 品 承 認 書

SPECIFICATION FOR APPROVAL

CUSTOMER: 艾創科技股份有限公司

Customer Part NO. :

Product Description: US361 WLAN Antenna OD1.13 Black Cable L90mm I-PEX

Gaobotech Part NO. : GA17-02201090B1-107

Product Weight :

客戶簽核(CSUTOMER APPROVAL)

客戶承認 Customer approval	核准 (Authorized)	檢驗 (Approved)
	Date : 2018 年 01 月 31 日	

高泊科技股份有限公司

Gaobotech Technology Co., Ltd.

台北市重慶北路四段 248 號 3 樓

3F., No.248, Sec. 4, Chongqing N. Rd., Shilin Dist., Taipei City 111, Taiwan (R.O.C.)

Tel: +886-2-28164533 Fax: +886-2-28164538, http://www.gaobotech.com

Production Factory :

Well Green Technology Co., Ltd. (Kunshan)/ Tel：+86-512-57464028 ; Fax: +86-512-57464118

Address: No. 132 Fong Shou Nan Road Shi Pu Town Kunshan City, Jiangsu Province, China.

King-conn (KunShan) ELECTRONICS LTD

No.206,TongZhou Road,Zhang Pu Town,Kunshan city,JiangSu

內部簽核 (Signature)		Version Date:	2018/01/31
Approved by	**Checked by**	**Tested by**	
Darren Chen	*Kevin Chen*	*Johnny Hsueh*	

Contents

Item	Description	Page
1	Cover	1
2	Contents	2
3	產品規格描述(Specifications)	3
4	成品圖面(Drawing)	4
5	Test Report	5~14

Specification

Electrical Properties			
Frequency	2400MHz	2450MHz	2500MHz
Impedance	50Ω		
VSWR	2.0:1MAX		
Peak Gain	3.66dBi		
Connector	I-PEX		

	ECN NO.	DRAWING	DESCRIPTION	APPROVED	DATE
A		Hank	初版發行	Darren	2017/11/09
B		Hank	更改Cable走線方向	Darren	2017/11/21
C		Hank	Gain改為3.66dBi	Darren	2018/01/31

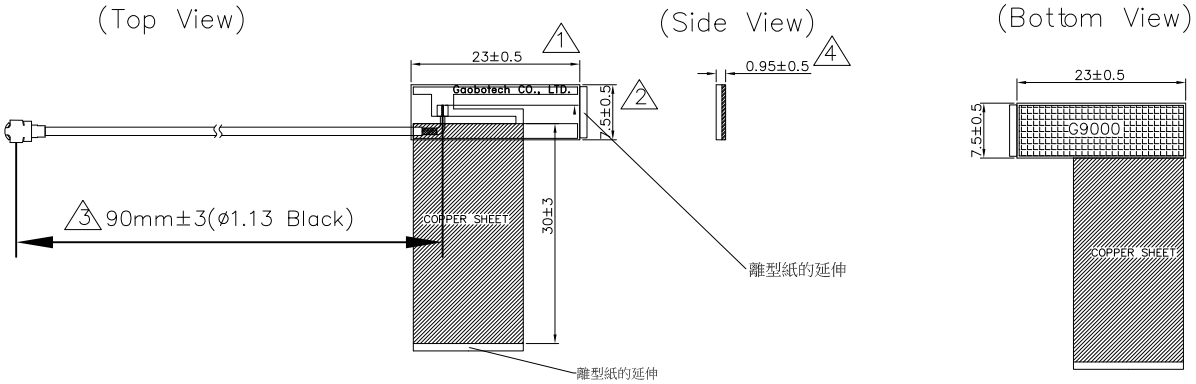

ELECTRICAL:
- Frequency: 2400MHz~2500MHz
- Impedance: 50Ω
- Peak Gain: 3.66dBi
- Return Loss: ≤−10dB

MECHANICAL:
- Material: FR−4(Black) T=0.8mm
- Cable: D1.13 Black 90mm
- Connector: I−PEX

NOTE:
1. 1~4 為重點量測尺寸
2. MHF 方向請按照圖面所示

TOLERANCE UNLESS OTHERWISE SPECIFIED			
DIMENSION		ANGLES	
.X±	0.2	X.°±	0.5
.XX±	0.1	.X°±	0.02
.XXX±	0.05		

Gaobotech CO., LTD.

CONFIDENTIAL	FINISH:		
	SIZE: A4	UNIT: mm	SCALE: 1:1
DRAWING	DESIGNED	CONCURRED	APPROVED
Hank			Darren

INITIAL MODEL:

PART NAME: US361 WLAN Antenna OD1.13 Black Cable L90mm I-PEX

PART NO.	REV.	SHT.
GA17-02201090B1-107	C	1/1

高泊科技股份有限公司

ULTRACKER US361 WLAN Antenna Test Report

Created : 2017-07-20

Antenna & IR-Cut Solution Provider

Gaobotech Technology Co., Ltd. TEL: +886-2-28164533 FAX: +886-2-28164538

Antenna Coordinate System Definition

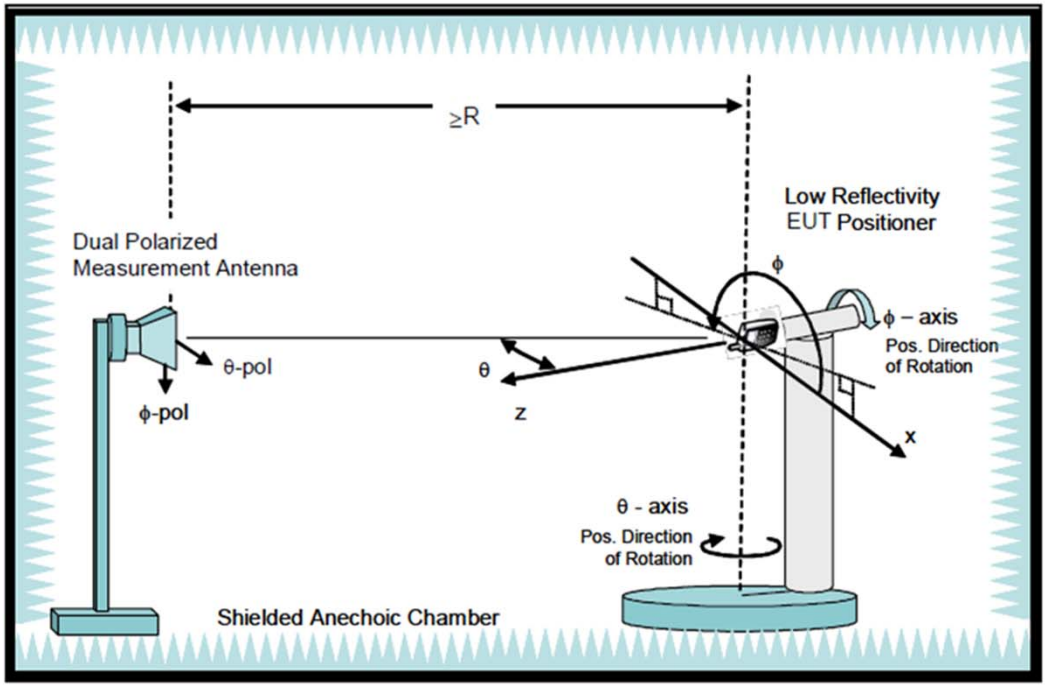



Return Loss

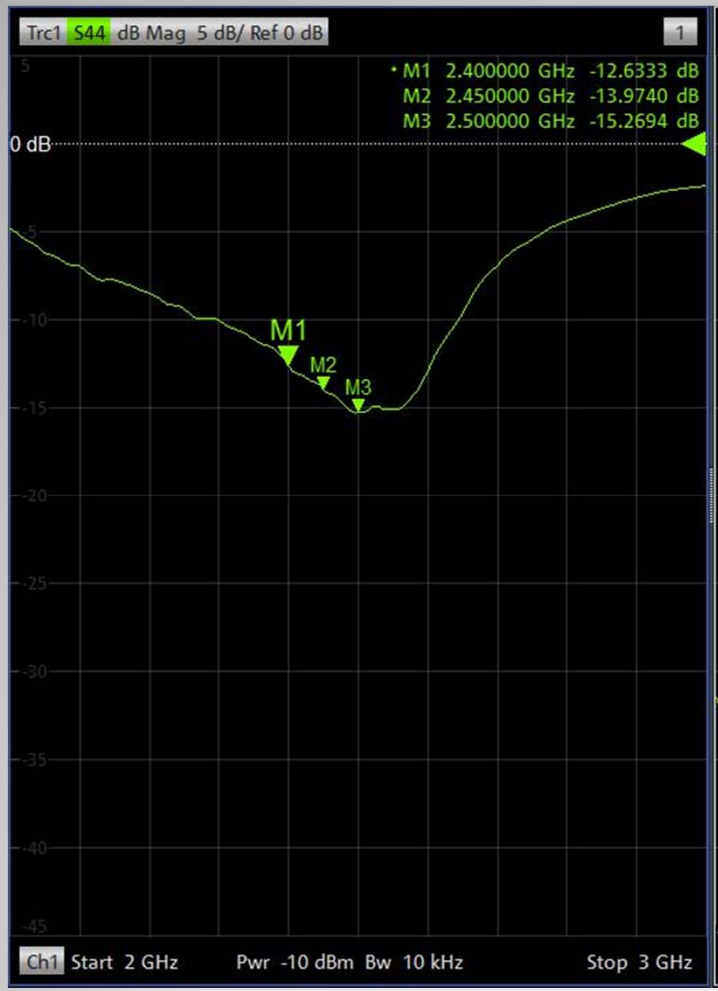
Trc1 S44 dB Mag 5 dB/ Ref 0 dB
1
M1 2.400000 GHz -12.6333 dB
M2 2.450000 GHz -13.9740 dB
M3 2.500000 GHz -15.2694 dB
0 dB
M1
M2
M3
Ch1 Start 2 GHz
Pwr -10 dBm Bw 10 kHz
Stop 3 GHz

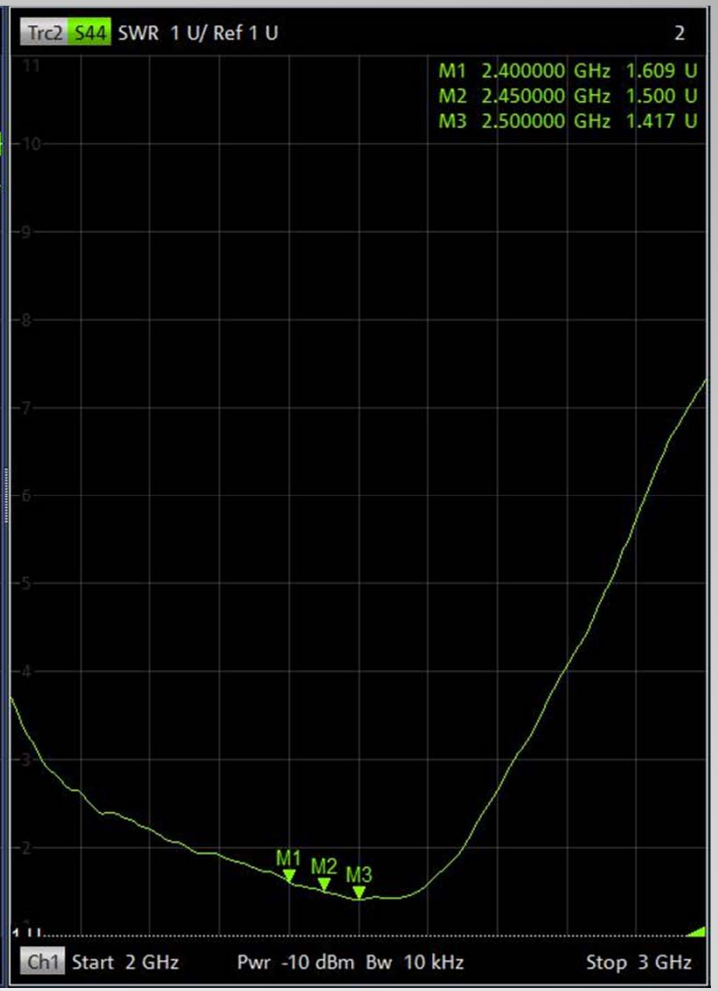
Trc2 S44 SWR 1 U/ Ref 1 U
2
M1 2.400000 GHz 1.609 U
M2 2.450000 GHz 1.500 U
M3 2.500000 GHz 1.417 U
M1
M2
M3
Ch1 Start 2 GHz
Pwr -10 dBm Bw 10 kHz
Stop 3 GHz

3D Radiation Patterns@2400MHz

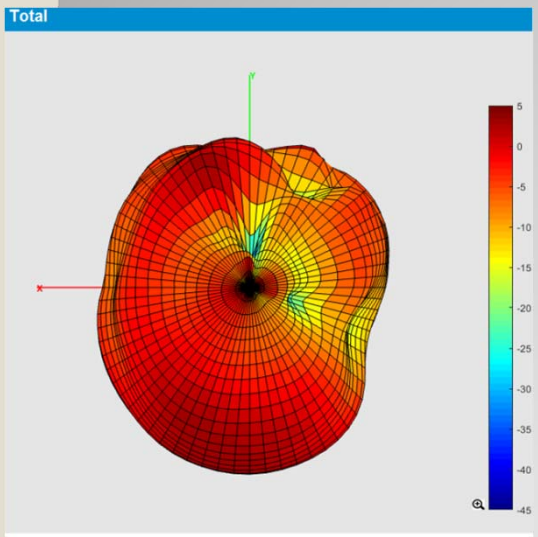

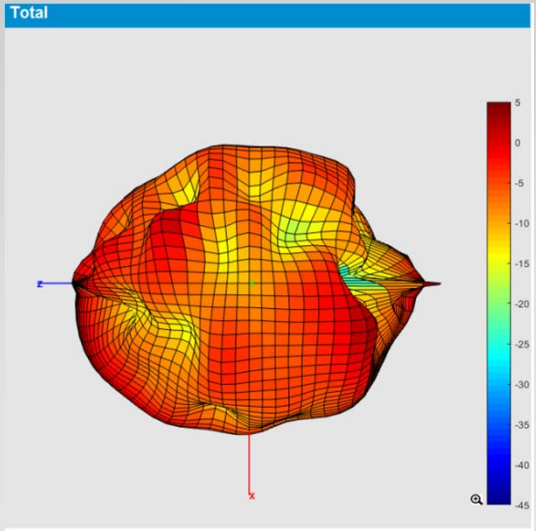

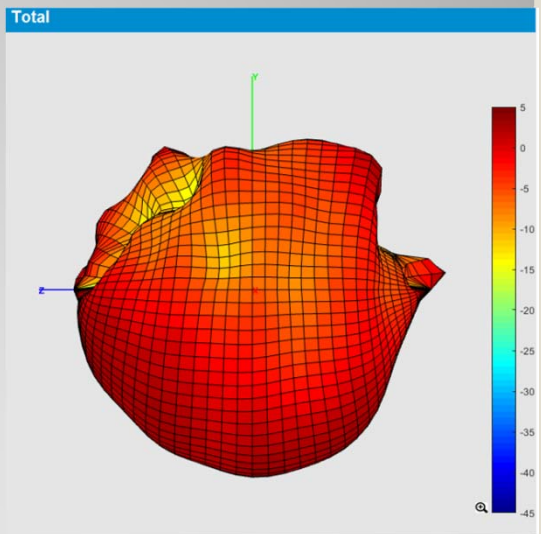

3D Radiation Patterns@2450MHz

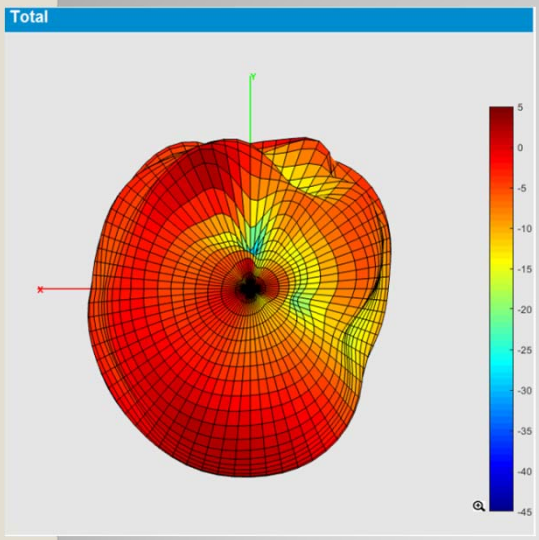

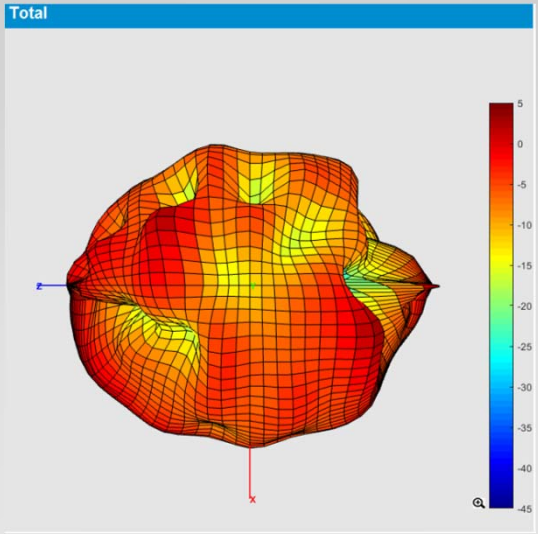

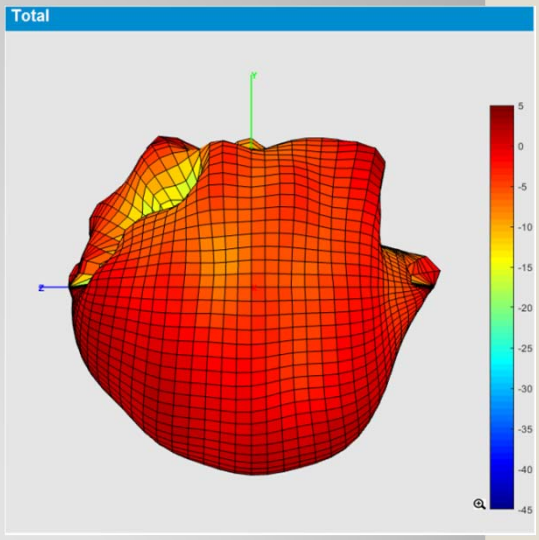

3D Radiation Patterns@2500MHz

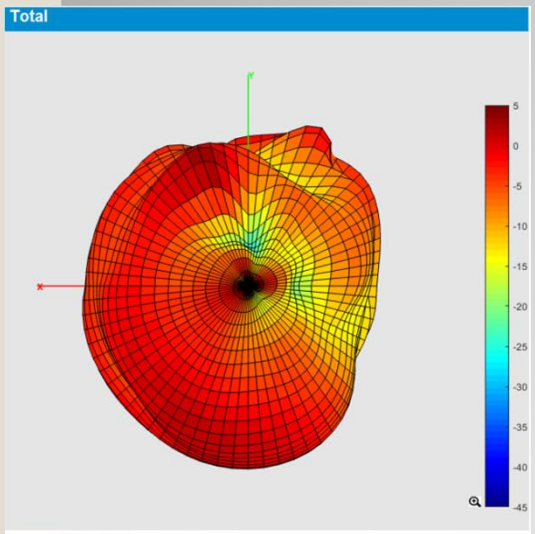

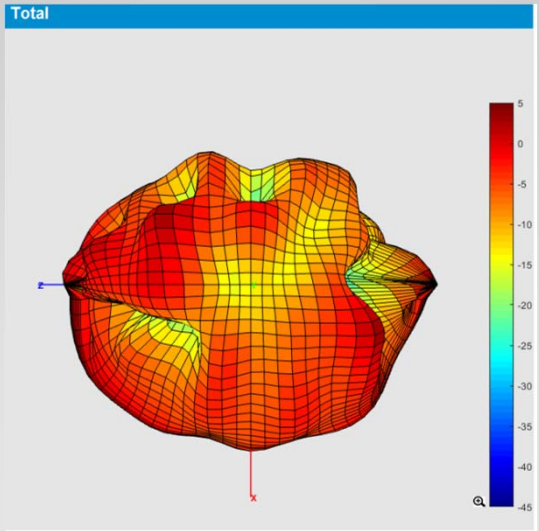

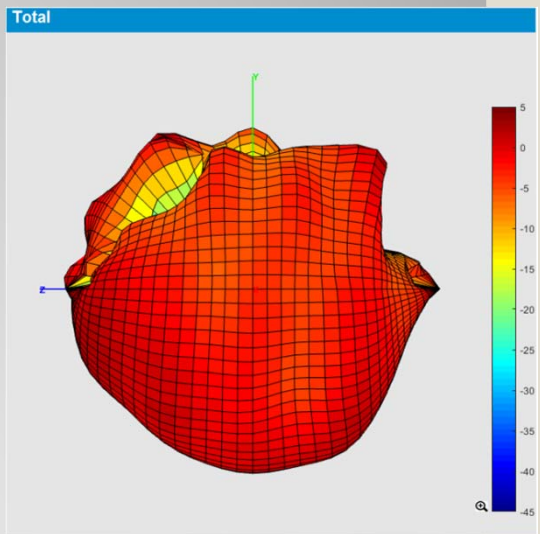

Antenna Gain and Efficiency

Frequency(MHz)	2400	2410	2420	2430	2440	2450	2460	2470	2480	2490	2500
Directivity (dBi)	5.96	5.78	6.37	6.18	5.97	5.93	5.95	6.08	6.22	6.02	6.19
Efficiency (dB)	-2.91	-2.89	-2.77	-2.72	-2.43	-2.27	-2.55	-2.6	-2.62	-2.83	-2.86
Efficiency (%)	51.17	51.4	52.84	53.46	57.15	59.29	55.59	54.95	54.70	52.12	51.76
Gain (dBi)	3.05	2.89	3.6	3.46	3.54	3.66	3.4	3.48	3.6	3.19	3.33

2D Radiation Patterns@ XY-Plane

Choose	Freq. / Chan.	Color
☑	2.4GHz	
☑	2.41GHz	
☑	2.42GHz	
☑	2.43GHz	
☑	2.44GHz	
☑	2.45GHz	
☑	2.46GHz	
☑	2.47GHz	
☑	2.48GHz	
☑	2.49GHz	
☑	2.5GHz	

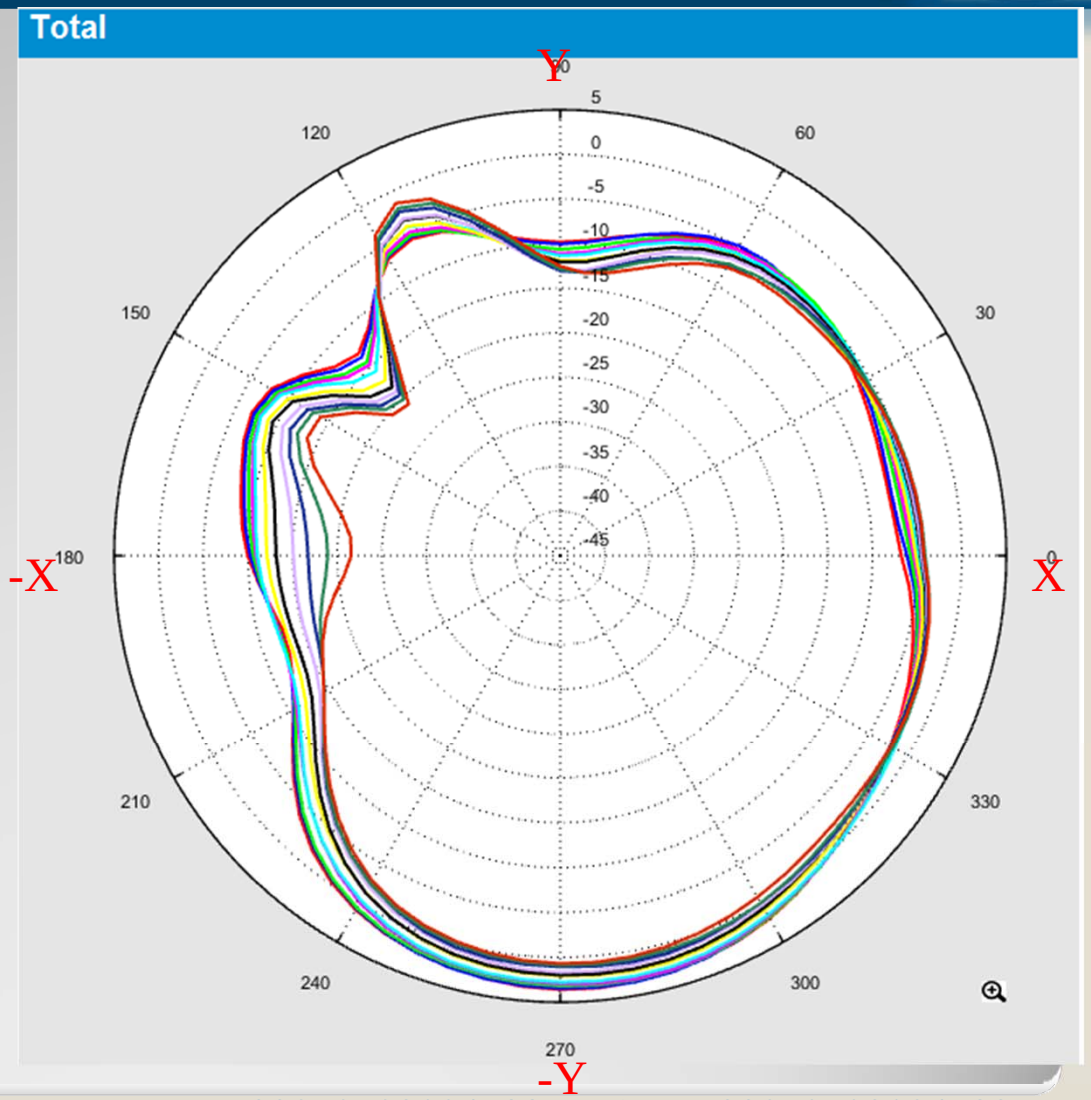

2D Radiation Patterns@ XZ-Plane

Choose	Freq. / Chan.	Color
☑	2.4GHz	
☑	2.41GHz	
☑	2.42GHz	
☑	2.43GHz	
☑	2.44GHz	
☑	2.45GHz	
☑	2.46GHz	
☑	2.47GHz	
☑	2.48GHz	
☑	2.49GHz	
☑	2.5GHz	

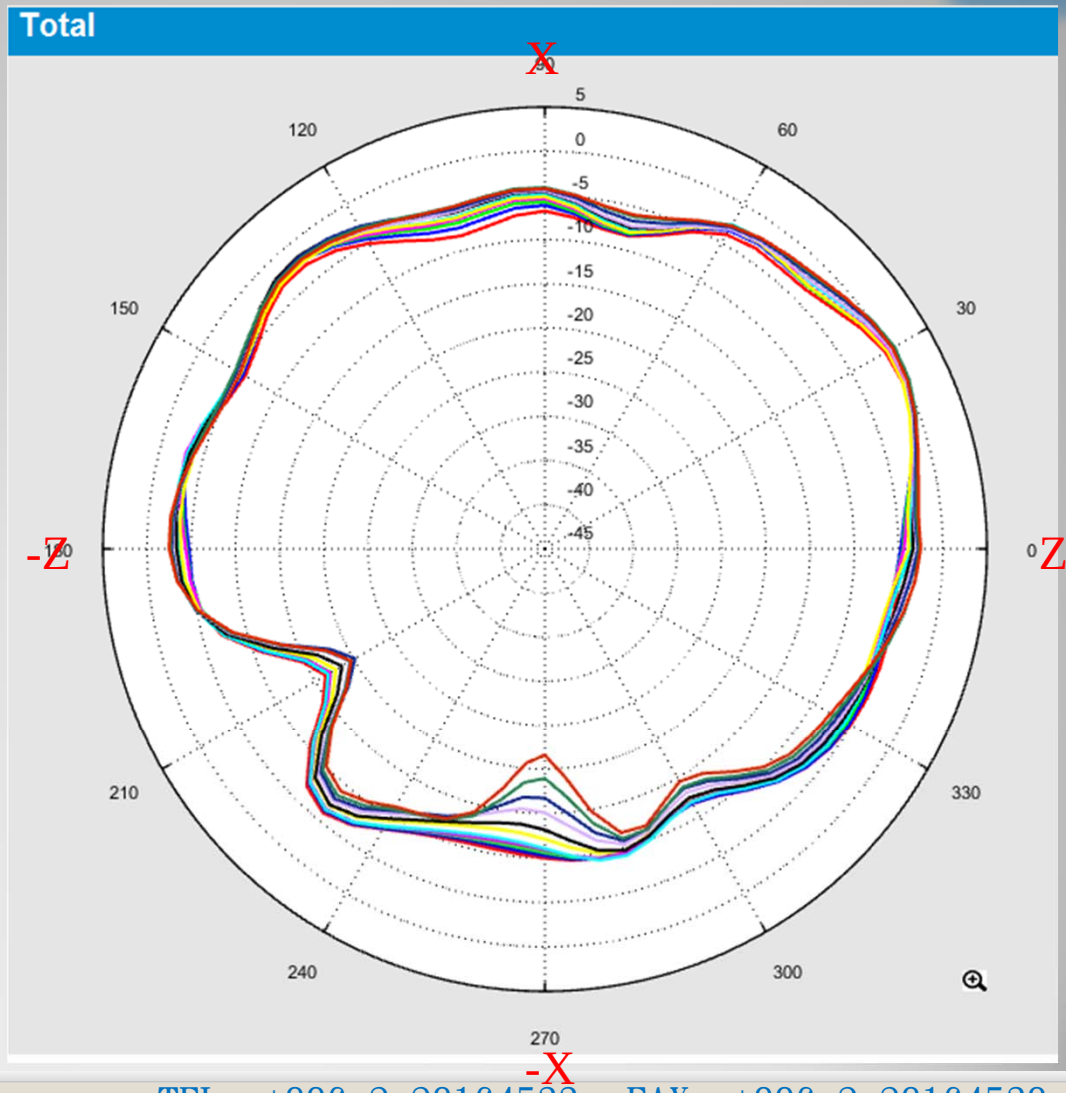

2D Radiation Patterns@ YZ-Plane
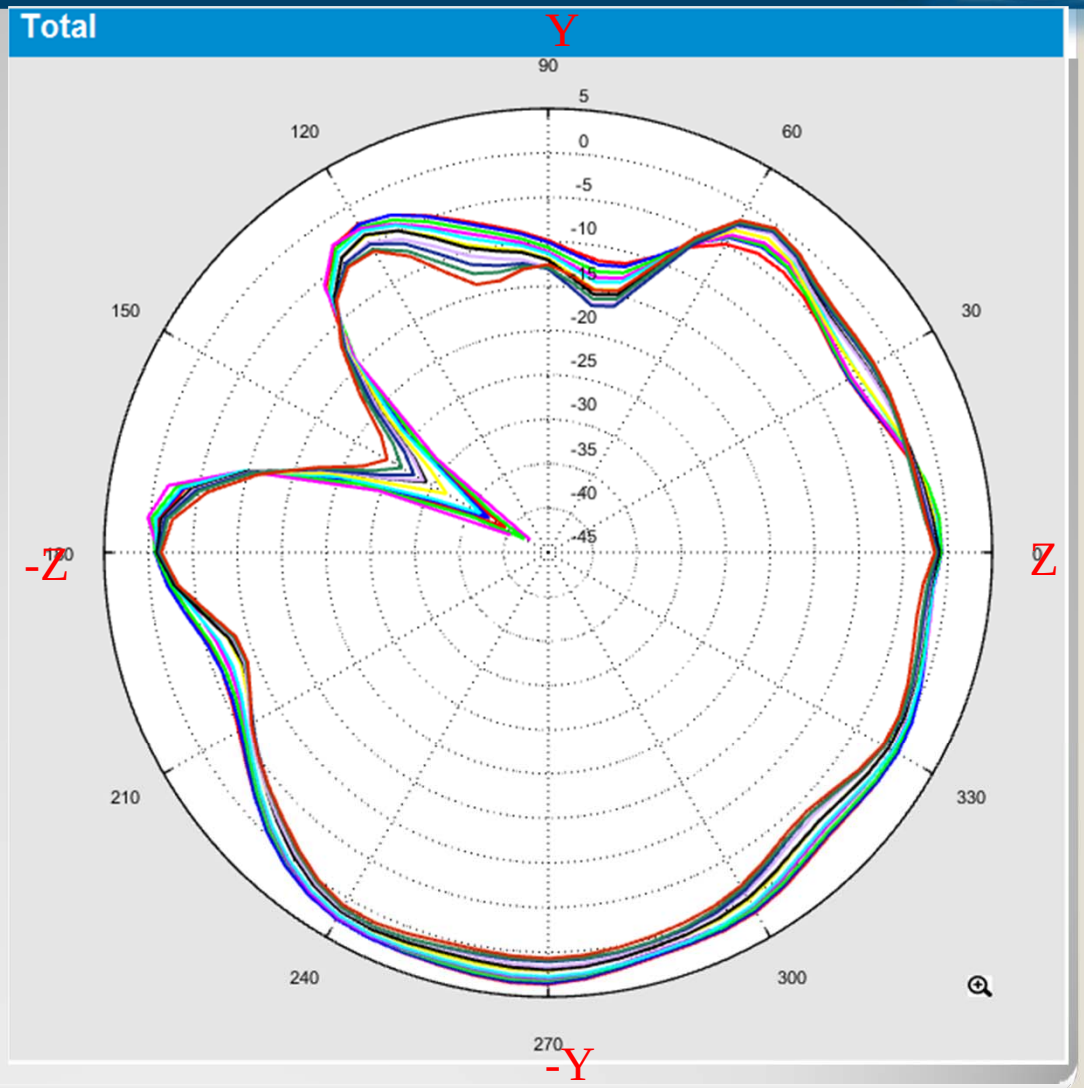
Choose	Freq. / Chan.	Color
☑	2.4GHz	
☑	2.41GHz	
☑	2.42GHz	
☑	2.43GHz	
☑	2.44GHz	
☑	2.45GHz	
☑	2.46GHz	
☑	2.47GHz	
☑	2.48GHz	
☑	2.49GHz	
☑	2.5GHz