版本号:V1

QUICK GUIDE

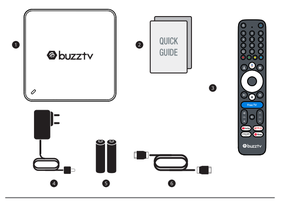

1. Set Top Box
2. Quick Guide
3. Remote Control
4. Power Adapter
5. Battery
6. HDMI Cable

DEVICE INFORMATION

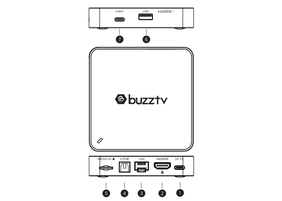

1. USB-C Power 5V
2. HDMI
3. LAN
4. OPTICAL
5. Micro SD Card Slot
6. USB
7. USB-C Power 5V

SETUP DIAGRAM

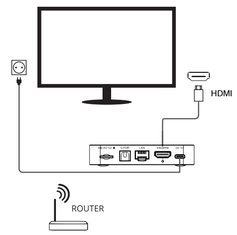

REMOTE CONTROL

Do more on your TV with your voice

Search for shows, get recommendations, even control your TV – faster – with your voice. Ask Google for a little help on your big screen.

Hey Google

REMOTE CONTROL

Pairing guide

Long press the Back and Home button at the same time until the red light flashes quickly, then release. This means the remote control has entered pairing mode. Wait for a few seconds without pressing any buttons until a message pops up on the screen that the remote has paired successfully.

SETUP

Complete the on-screen setup

Follow the on-screen instructions using your remote to navigate through the setup process.

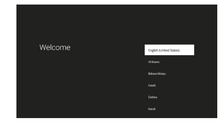

For the best experience and access to the latest streaming Applications, always ensure the latest updates have been installed.

SPECIFICATION

Hardware	
Chipset	Amlogic S905X5M-J
RAM	4GB LPDDR4
Flash	eMMC 64GB
Video	
Video Decoding	AV1 MP-10@L5.1 up to 4Kx2K@60fps VP9 Profile-2 up to 4Kx2K@60fps H.265 HEVC MP-10@L5.1 up to 4Kx2K@60fps H.264 AVC HP@L5.1 up to 4Kx2K@30fps MPEG-4 ASP@L5 up to 1080P@60fps (ISO-14496) WMV/VC-1 SP/MP/AP up to 1080P@60fps MPEG-2 MP/HL up to 1080P@60fps (ISO-13818) MPEG-1 MP/HL up to 1080P@60fps (ISO-11172)
Video File Format	Supports*.mkv ,*.wmv,*.mpg, *.mpeg, *.dat, *.avi, *.mov , *.iso, *.mp4, *.rm and *.jpg file formats
Video Output	HDMI 2.1B , HDCP2.2/2.3
Aspect Ratio	Auto, Full screen
Video Resolution	480i/p, 576i/p, 720p, 1080i/p and 4Kx2K
Power	
DC Input Range	5V 2A
Power Consumption	Maximum 10W

DECLARATION

CAUTION!

NOTICE: To prevent fire and electric shock, do not expose this device to rain or moisture. In order to avoid any possible risk of electric shock, never attempt to open the unit. In case of the unit breaking down, repair of the unit should be carried out by qualified technicians. No part of this unit should be repaired by users.

WARNING!

- Place the device in a well-ventilated location to prevent accumulation of internal heat.
- Protect the device from high temperatures, humidity, water and dust.
- Do not place any objects that might damage your unit near it (e.g. liquid filled objects or candles).

FCC Statement

This equipment has been tested and found to comply with the limits for a Class B digital device, pursuant to part 15 of the FCC Rules. These limits are designed to provide reasonable protection against harmful interference in a residential installation. This equipment generates, uses and can radiate radio frequency energy and, if not installed and used in accordance with the instructions, may cause harmful interference to radio communications. However, there is no guarantee that interference will not occur in a particular installation. If this equipment does cause harmful interference to radio or television reception, which can be determined by turning the equipment off and on, the user is encouraged to

DECLARATION

try to correct the interference by one or more of the following measures:
• Reorient or relocate the receiving antenna.
• Increase the separation between the equipment and receiver.
• Connect the equipment into an outlet on a circuit different from that to which the receiver is connected.
• Consult the dealer or an experienced radio/TV technician for help.
Caution: Any changes or modifications to this device not explicitly approved by manufacturer could void your authority to operate this equipment.
This device complies with part 15 of the FCC Rules. Operation is subject to the following two conditions: (1) This device may not cause harmful interference, and (2) this device must accept any interference received, including interference that may cause undesired operation.

RF Exposure Information
This equipment complies with FCC radiation exposure limits set forth for an uncontrolled environment. This equipment should be installed and operated with minimum distance 20cm between the radiator and your body.

ISED Statement

English: This device contains licence-exempt transmitter(s)/receiver(s) that comply with Innovation, Science and Economic Development Canada's licence-exempt RSS(s). Operation is subject to the following two conditions:
(1) This device may not cause interference.
(2) This device must accept any interference, including interference that may cause undesired operation of the device.
The digital apparatus complies with Canadian CAN ICES-3 (B)/NMB-3(B).
French: Cet appareil contient des émetteurs/récepteurs exempts de licence qui sont conformes aux RSS exemptés de licence d'innovation, Sciences et Développement économique Canada.
L'exploitation est soumise aux deux conditions suivantes :

DECLARATION

(1) Cet appareil ne doit pas provoquer d'interférences.
(2) Cet appareil doit accepter toute interférence, y compris les interférences susceptibles de provoquer un fonctionnement indésirable de l'appareil.
l'appareil numérique du ciem conforme canadien peut – 3 (b) / nmb – 3 (b).
This device meets the exemption from the routine evaluation limits in section 6.6 of RSS 102 and compliance with RSS 102 RF exposure, users can obtain Canadian information on RF exposure and compliance.
cet appareil est conforme à l'exemption des limites d'évaluation courante dans la section 6.6 du cnr – 102 et conformité avec rss 102 de l'exposition aux rf, les utilisateurs peuvent obtenir des données canadiennes sur l'exposition aux champs rf et la conformité.
This equipment complies with Canada radiation exposure limits set forth for an uncontrolled environment.
Cet équipement est conforme aux limites d'exposition aux rayonnements du Canada établies pour un environnement non contrôlé.
This equipment should be installed and operated with minimum distance 20cm between the radiator & your body.
Cet équipement doit être installé et utilisé à une distance minimale de 20 cm entre le radiateur et votre corps.
The device for operation in the band 5150–5250 MHz is only for indoor use to reducethe potential for harmful interference to co- channel mobile satellite systems.
Les équipements fonctionnant dans la bande 5150–5250 MHz sont destinés à une utilisation intérieure uniquement afin de réduireles risques de brouillage préjudiciable pour les systèmes mobiles par satellite dans le même canal.

IC : 29036-GSERIES
FCC ID: 2AOVU-GSERIES

DECLARATION

Google TV is the name of this device's software experience and a trademark of Google LLC. Google, YouTube and YouTube Music are trademarks of Google LLC.

The terms HDMI and HDMI High-Definition Multimedia Interface, and the HDMI Logo are trademarks or registered trademarks of HDMI Licensing Administrator, Inc. in the United States and other countries.

To learn more about downloading and installing the BuzzTV app, use one of the following methods:
1. Visit the link: https://buzztv.com/install-buzztv-app/
2. Scan the QR code below

HDMI

此页为封面

buzztv

Google TV

G Series

技术要求:

1. 成形尺寸：95 * 95mm
2.产品不能变形、压痕、划伤、脏污等缺陷
3.图案文字印刷清晰，色差在允许范围内
4.风琴折
5.80g书纸，4C

未注尺寸公差	
0<L≤200	1mm
200<L≤400	2mm

更改记录	DCN/ECN编号	版本	变更内容	签名	日期

设计		名称	说明书	材料	
产品部审核					
市场部审核				单位	mm
硬件版审核		型号		共 张	第 张
质量部审核		图号		深圳感臻智能股份有限公司	
审批		物料编号	3301-ML1092-PP0A	Shenzhen SEI Robotics Co., Ltd.	