TEST REPORT

Applicant:	Shenzhen SEI Robotics Co., Ltd.
Address:	4th Floor, Productivity Building D, #5 Hi-Tech Middle 2nd Road, Shenzhen Hi-Tech Industrial Park, Nanshan District, Shenzhen, China
Equipment Type:	Pocket TV
Model Name:	SEI700GHM (refer to section 2.3)
Brand Name:	SEI
FCC ID:	2AOVU-SEI700GHM
Test Standard:	47 CFR Part 15 Subpart E (refer to section 3.1)
Sample Arrival Date:	Jan. 08, 2024
Test Date:	Jan. 14, 2024 - Jan. 26, 2024
Date of Issue:	Mar. 26, 2024

ISSUED BY:

Shenzhen BALUN Technology Co., Ltd.

Tested by: Julie Zhu **Checked by:** Ye Hongji **Approved by:** Liao Jianming (Technical Director)

Revision History

Version	Issue Date	Revisions
Rev. 01	Mar. 26, 2024	Initial Issue

TABLE OF CONTENTS

1 GENERAL INFORMATION 4
1.1 Test Laboratory 4
1.2 Test Location 4
2 PRODUCT INFORMATION 5
2.1 Applicant Information 5
2.2 Manufacturer Information 5
2.3 General Description for Equipment under Test (EUT) 5
2.4 Technical Information 6
2.5 Channel List 8
3 SUMMARY OF TEST RESULTS 11
3.1 Test Standards 11
3.2 Test Verdict 11
4 GENERAL TEST CONFIGURATIONS 12
4.1 Test Environments 12
4.2 Test Equipment List 12
4.3 Test Software List 12
4.4 Measurement Uncertainty 13
4.5 Description of Test Setup 13
5 TEST ITEMS 16
5.1 RF Output Power 16
5.2 Emission Bandwidth and 6 dB Bandwidth 18
5.3 Power Spectral density (PSD) 19
5.4 Conducted Emission 20
5.5 Radiated Spurious Emissions and Band Edge (Restricted-band) 21

ANNEX A TEST RESULT 26
A.1 RF Output Power 26
A.2 Emission Bandwidth & 99% Bandwidth 47
A.3 6 dB Bandwidth 51
A.4 Power Spectral Density 53
A.5 Conducted Emissions 73
A.6 Radiated Spurious Emissions and Band Edge (Restricted-band) 75
ANNEX B TEST SETUP PHOTOS 343
ANNEX C EUT EXTERNAL PHOTOS 343
ANNEX D EUT INTERNAL PHOTOS 343

1 GENERAL INFORMATION

1.1 Test Laboratory

Name	Shenzhen BALUN Technology Co., Ltd.
Address	Block B, 1/F, Baisha Science and Technology Park, Shahe Xi Road, Nanshan District, Shenzhen, Guangdong Province, P. R. China
Phone Number	+86 755 6685 0100

1.2 Test Location

Name	Shenzhen BALUN Technology Co., Ltd.
Location	☑ Block B, 1/F, Baisha Science and Technology Park, Shahe Xi Road, Nanshan District, Shenzhen, Guangdong Province, P. R. China
	☐ 1/F, Building B, Ganghongji High-tech Intelligent Industrial Park, No. 1008, Songbai Road, Yangguang Community, Xili Sub-district, Nanshan District, Shenzhen, Guangdong Province, P. R. China
Accreditation Certificate	The laboratory is a testing organization accredited by FCC as a accredited testing laboratory. The designation number is CN1196.

2 PRODUCT INFORMATION

2.1 Applicant Information

Applicant	Shenzhen SEI Robotics Co., Ltd.
Address	4th Floor, Productivity Building D, #5 Hi-Tech Middle 2nd Road, Shenzhen Hi-Tech Industrial Park, Nanshan District, Shenzhen, China

2.2 Manufacturer Information

Manufacturer	N/A
Address	N/A

2.3 General Description for Equipment under Test (EUT)

EUT Name	Pocket TV
Model Name Under Test	SEI700GHM
Series Model Name	SN9BKAF, SN9BKAx(x=A-Z)
Description of Model name differentiation	All models are same with electrical parameters and internal circuit structure, but only differ in appearance color. (this information provided by the applicant)
Hardware Version	SMB.403.06
Software Version	N/A
Dimensions (Approx.)	N/A
Weight (Approx.)	N/A

2.4 Technical Information

Network and Wireless connectivity	Bluetooth (BR+EDR+BLE) WIFI 802.11a, 802.11b, 802.11g, 802.11n, 802.11ac and 802.11ax U-NII-1/3

The requirement for the following technical information of the EUT was tested in this report:

Frequency Range		U-NII-1: 5150 MHz to 5250 MHz, U-NII-3: 5725 MHz to 5850 MHz
Product Type		☐ Mobile ☒ Portable ☐ Fix Location
Modulation technology		OFDM, OFDMA
Modulation Type		1024QAM, 256QAM, 64QAM, 16QAM, BPSK, QPSK
Transfer Rate (Mbps) (Single RF path)		802.11a: 54/ 48/ 36/ 24/ 18/ 12/ 9/ 6 Mbps 802.11n: up to 150 Mbps 802.11ac: up to VHT-MCS9 802.11ax up to 600 Mbps
Channel Bandwidth		802.11a: 20 MHz 802.11n: 20 MHz, 40 MHz 802.11ac: 20 MHz, 40 MHz, 80 MHz 802.11ax: 20 MHz, 40 MHz, 80 MHz
Maximum Output Power		U-NII-1: 49.66 mW U-NII-3: 39.36 mW
Antenna System (eg., MIMO, Smart Antenna)		Cyclic Delay Diversity (CDD) for 802.11a Multi Input Multi Output (MIMO) for 802.11n/ac/ax
Categorization as Correlated or Completely Uncorrelated		Categorization as Correlated for 802.11a Categorization as Uncorrelated for 802.11n/ac/ax
Antenna Type	SISO-Antenna 1	PCB Antenna
	SISO-Antenna 2	
Antenna Gain	SISO-Antenna 1	U-NII-1: 5150 MHz to 5250 MHz: 0.71 dBi U-NII-3: 5725 MHz to 5850 MHz: 0.59 dBi
	SISO-Antenna 2	U-NII-1: 5150 MHz to 5250 MHz: -0.82 dBi U-NII-3: 5725 MHz to 5850 MHz: -0.14 dBi
Total directional gain	For power spectral density(PSD) measurements	Correlated: U-NII-1: 5150 MHz to 5250 MHz: 2.99 dBi U-NII-3: 5725 MHz to 5850 MHz: 3.24 dBi Formulas: Directional gain = 10 log[$(10^{G1/20} + 10^{G2/20} + \ldots + 10^{GN/20})^2$ /NANT] dBi Uncorrelated: U-NII-1: 5150 MHz to 5250 MHz: 0.01 dBi U-NII-3: 5725 MHz to 5850 MHz: 0.24 dBi

		Formulas: Directional gain = 10 log[($10^{G1/10}$ + $10^{G2/10}$ + ... + $10^{GN/10}$)/NANT] dBi
	For power measurements	Correlated: U-NII-1: 5150 MHz to 5250 MHz: 2.99 dBi U-NII-3: 5725 MHz to 5850 MHz: 3.24 dBi Formulas: Directional gain = 10 log[($10^{G1/20}$ + $10^{G2/20}$ + ... + $10^{GN/20}$)^2 /NANT] dBi Uncorrelated: U-NII-1: 5150 MHz to 5250 MHz: 0.01 dBi U-NII-3: 5725 MHz to 5850 MHz: 0.24 dBi Formulas: Directional gain = 10 log[($10^{G1/10}$ + $10^{G2/10}$ + ... + $10^{GN/10}$)/NANT] dBi
About the Product		The equipment is Pocket TV, intended for used with information technology equipment.

Mode	Antenna		
	SISO-Antenna 1	SISO-Antenna 2	MIMO
802.11a	√	√	√
802.11n20	√	√	√
802.11n40	√	√	√
802.11ac20	√	√	√
802.11ac40	√	√	√
802.11ac80	√	√	√
802.11ax20	√	√	√
802.11ax40	√	√	√
802.11ax80	√	√	√
Note: All the configurations were tested, but only the worst data was shown in this report.			

802.11ax RU configuration table						
Mode	Full RU (SU)	RU_26	RU_52	RU_106	RU_242	RU_484
802.11ax20	√	√	√	√	--	--
802.11ax40	√	√	√	√	√	--
802.11ax80	√	√	√	√	√	√

2.5 Channel List

20 MHz		40 MHz		80 MHz	
Channel Number	Frequency (MHz)	Channel Number	Frequency (MHz)	Channel Number	Frequency (MHz)
36	**5180**	**38**	**5190**	**42**	**5210**
40	5200	**46**	**5230**	**155**	**5775**
44	**5220**	**151**	**5755**		
48	**5240**	**159**	**5795**		
149	**5745**				
153	5765				
157	**5785**				
161	5805				
165	**5825**				

The Lowest frequency, the middle frequency and the highest frequency of channel were selected to perform the test, and the selected channel see below:

For 802.11a/n(HT20)/ac(VHT20)/ax(HE20)

U-NII-1 (5150 - 5250 MHz)			U-NII-3 (5725 - 5850 MHz)		
Channel Number	Channel	Frequency (MHz)	Channel Number	Channel	Frequency (MHz)
36	Low	5180	149	Low	5745
44	Mid	5220	157	Mid	5785
48	High	5240	165	High	5825

For 802.11n(HT40)/ac(VHT40)/ax(HE40)

U-NII-1 (5150 - 5250 MHz)			U-NII-3 (5725 - 5850 MHz)		
Channel Number	Channel	Frequency (MHz)	Channel Number	Channel	Frequency (MHz)
38	Low	5190	151	Low	5755
46	High	5230	159	High	5795

For 802.11ac(VHT80)/ax(HE80)

U-NII-1 (5150 - 5250 MHz)			U-NII-3 (5725 - 5850 MHz)		
Channel Number	Channel	Frequency (MHz)	Channel Number	Channel	Frequency (MHz)
42	Mid	5210	155	Mid	5775

Note: Preliminary tests were performed in different data rate in above table to find the worst radiated emission. The data rate shown in the table below is the worst-case rate with respect to the specific test item. Investigation has been done on all the possible configurations for searching the worst cases. The following table is a list of the test modes shown in this test report.

Test Items	Mode	Data Rate	Modulation Type	U-NII-1 Channel	U-NII-3 Channel
RF Output Power	11a	6	BPSK	48/44/36	165/157/149
	11n(20 MHz)	6.5		48/44/36	165/157/149
	11n(40 MHz)	13.5		46/38	159/151
	11ac(20 MHz)	6.5		48/44/36	165/157/149
	11ac(40 MHz)	13.5		46/38	159/151
	11ac(80 MHz)	29.3		42	155
	11ax(20 MHz)	4		48/44/36	165/157/149
	11ax(40 MHz)	8		46/38	159/151
	11ax(80 MHz)	17		42	155
Emission Bandwidth & 99% Occupied Bandwidth	11a	6	BPSK	48/44/36	165/157/149
	11n(20 MHz)	6.5		48/44/36	165/157/149
	11n(40 MHz)	13.5		46/38	159/151
	11ac(20 MHz)	6.5		48/44/36	165/157/149
	11ac(40 MHz)	13.5		46/38	159/151
	11ac(80 MHz)	29.3		42	155
	11ax(20 MHz)	4		48/44/36	165/157/149
	11ax(40 MHz)	8		46/38	159/151
	11ax(80 MHz)	17		42	155
6 dB bandwidth	11a	6	BPSK	N/A	165/157/149
	11n(20 MHz)	6.5		N/A	165/157/149
	11n(40 MHz)	13.5		N/A	159/151
	11ac(20 MHz)	6.5		N/A	165/157/149
	11ac(40 MHz)	13.5		N/A	159/151
	11ac(80 MHz)	29.3		N/A	155
	11ax(20 MHz)	4		N/A	165/157/149
	11ax(40 MHz)	8		N/A	159/151
	11ax(80 MHz)	17		N/A	155
Power Spectral Density	11a	6	BPSK	48/44/36	165/157/149
	11n(20 MHz)	6.5		48/44/36	165/157/149
	11n(40 MHz)	13.5		46/38	159/151
	11ac(20 MHz)	6.5		48/44/36	165/157/149
	11ac(40 MHz)	13.5		46/38	159/151
	11ac(80 MHz)	29.3		42	155
	11ax(20 MHz)	4		48/44/36	165/157/149
	11ax(40 MHz)	8		46/38	159/151
	11ax(80 MHz)	17		42	155
Radiated Spurious Emissions	11a	6	BPSK	48/44/36	165/157/149
	11n(20 MHz)	6.5		48/44/36	165/157/149
	11n(40 MHz)	13.5		46/38	159/151
	11ac(20 MHz)	6.5		48/44/36	165/157/149

	11ac(40 MHz)	13.5		46/38	159/151
	11ac(80 MHz)	29.3		42	155
	11ax(20 MHz)	4		48/44/36	165/157/149
	11ax(40 MHz)	8		46/38	159/151
	11ax(80 MHz)	17		42	155
Band Edge (Restricted-band)	11a	6	BPSK	48/36	165/149
	11n(20 MHz)	6.5		48/36	165/149
	11n(40 MHz)	13.5		46/38	159/151
	11ac(20 MHz)	6.5		48/36	165/149
	11ac(40 MHz)	13.5		46/38	159/151
	11ac(80 MHz)	29.3		42	155
	11ax(20 MHz)	4		48/36	165/149
	11ax(40 MHz)	8		46/38	159/151
	11ax(80 MHz)	17		42	155

3 SUMMARY OF TEST RESULTS

3.1 Test Standards

No.	Identity	Document Title
1	47 CFR Part 15 Subpart E	Unlicensed National Information Infrastructure Devices
2	KDB Publication 789033 D02v02r01	Guidelines for Compliance Testing of Unlicensed National Information Infrastructure (U-NII) Devices Part 15, Subpart E
3	KDB Publication 662911 D01v02r01	Emissions Testing of Transmitters with Multiple Outputs in the Same Band (e.g., MIMO, Smart Antenna, etc)
4	ANSI C63.10-2013	American National Standard for Testing Unlicensed Wireless Devices

3.2 Test Verdict

No.	Description	FCC Part No.	Test Result	Verdict
1	Antenna Requirement	15.203	--	Pass[Note1]
2	RF Output Power	15.407(a)	ANNEX A.1	Pass
3	Emission Bandwidth & 99% Occupied Bandwidth	15.407(a)	ANNEX A.2	Pass
4	6 dB bandwidth	15.407(e)	ANNEX A.3	Pass
5	Power Spectral Density	15.407(a)	ANNEX A.4	Pass
6	Conducted Emission	15.207	ANNEX A.5	Pass
7	Radiated Spurious Emissions and Band Edge (Restricted-band)	15.407(b)	ANNEX A.6	Pass

Note [1]: The EUT has a permanently and irreplaceable attached antenna, which complies with the requirement FCC 15.203.

Note [2]: Under all normal operating conditions specified in the user manual, frequency stability can keep radiation within the operating frequency band.

4 GENERAL TEST CONFIGURATIONS

4.1 Test Environments

During the measurement, the normal environmental conditions were within the listed ranges:

Relative Humidity	31% to 69%	
Atmospheric Pressure	100 kPa to 102 kPa	
Temperature	NT (Normal Temperature)	+17.1℃ to +23.6℃
	LT (Low Temperature)	0.0℃
	HT (High Temperature)	+60.0℃
Working Voltage of the EUT	NV (Normal Voltage)	3.8 V
	LV (Low Voltage)	3.6 V
	HV (High Voltage)	4.0 V

4.2 Test Equipment List

Description	Manufacturer	Model	Serial No.	Cal. Date	Cal. Due
Spectrum Analyzer	KEYSIGHT	N9020A	MY50330200	2023.05.16	2024.05.15
Power Sensor	KEYSIGHT	U2063XA	MY58000251	2023.07.12	2024.07.11
Spectrum Analyzer	KEYSIGHT	N9020A	MY52510065	2023.09.05	2024.09.04
Test Antenna-Horn	SCHWARZBECK	BBHA 9120D	01631	2022.02.23	2025.02.22
Test Antenna-Horn	A-INFO	LB-180400KF	J211060273	2021.07.02	2024.07.01
Anechoic Chamber	RAINFORD	9m*6m*6m	144	2022.02.19	2024.09.03
Amplifier	COM-MV	LSCX_LNA1-12G-01	180602	2023.09.05	2024.09.04
Amplifier	COM-MV	XKu_LNA7-18G-01	180601	2023.09.05	2024.09.04
EMI Receiver	ROHDE&SCHWARZ	ESRP	101036	2023.09.05	2024.09.04
Test Antenna-Bi-Log	SCHWARZBECK	VULB 9168	9168-01162	2023.08.04	2024.08.03
Test Antenna-Loop	SCHWARZBECK	FMZB 1519	1519-037	2021.04.16	2024.04.15
Amplifier	COM-MV	ZT30-1000M	B2018054558	2023.12.05	2024.12.04
Anechoic Chamber	EMC Electronic Co., Ltd	20.10*11.60*7.35m	130	2021.08.15	2024.08.14
EMI Receiver	KEYSIGHT	N9010B	MY57110309	2023.09.05	2024.09.04
LISN	SCHWARZBECK	NSLK 8127	8127-687	2023.05.16	2024.05.15
Shielded Enclosure	YiHeng Electronic Co., Ltd	3.5m*3.1m*2.8m	112	2022.02.19	2025.02.18

4.3 Test Software List

Description	Manufacturer	Software Version	Serial No.	Applicable test Setup
BL410R	BALUN	V2.1.1.488	N/A	The section 4.5.1
BL410E	BALUN	V22.930	N/A	The section 4.5.2&4.5.3&4.5.4&4.5.5

4.4 Measurement Uncertainty

The following measurement uncertainty levels have been estimated for tests performed on the EUT as specified in CISPR 16-4-2.

This uncertainty represents an expanded uncertainty expressed at approximately the 95% confidence level using a coverage factor of k=2.

Parameters	Uncertainty
Occupied Channel Bandwidth	2.8%
RF output power, conducted	1.28 dB
Power Spectral Density, conducted	1.30 dB
Unwanted Emissions, conducted	1.84 dB
All emissions, radiated	5.36 dB
Temperature	0.8℃
Humidity	4%

4.5 Description of Test Setup

4.5.1 For Antenna Port Test

Conducted value (dBm) = Measurement value (dBm) + cable loss (dB)

For example: the measurement value is 10 dBm and the cable 0.5dBm used, then the final result of EUT:
Conducted value (dBm) = 10 dBm + 0.5 dB = 10.5 dBm

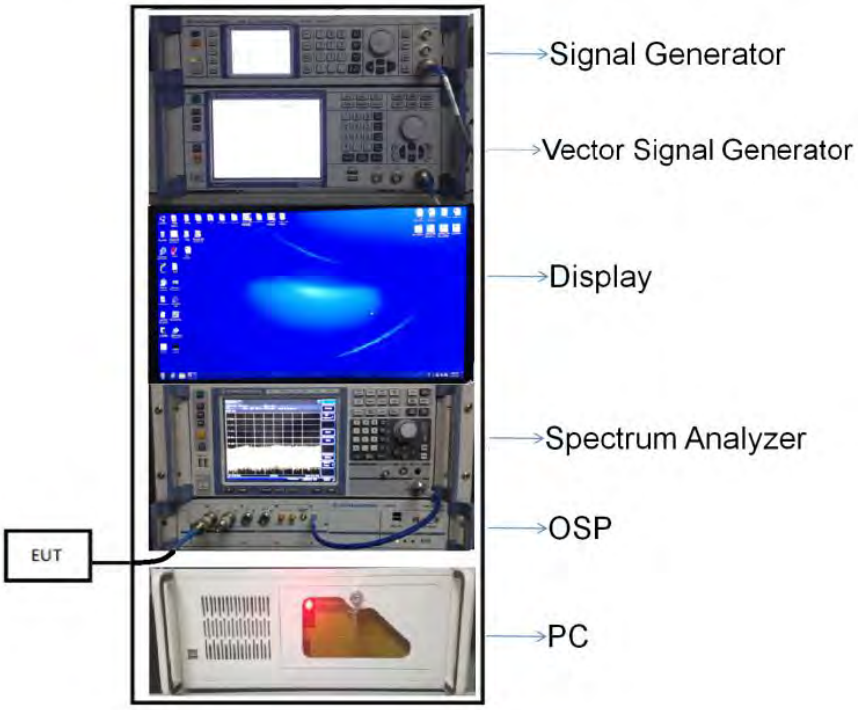

(Diagram 1)

4.5.2 For AC Power Supply Port Test

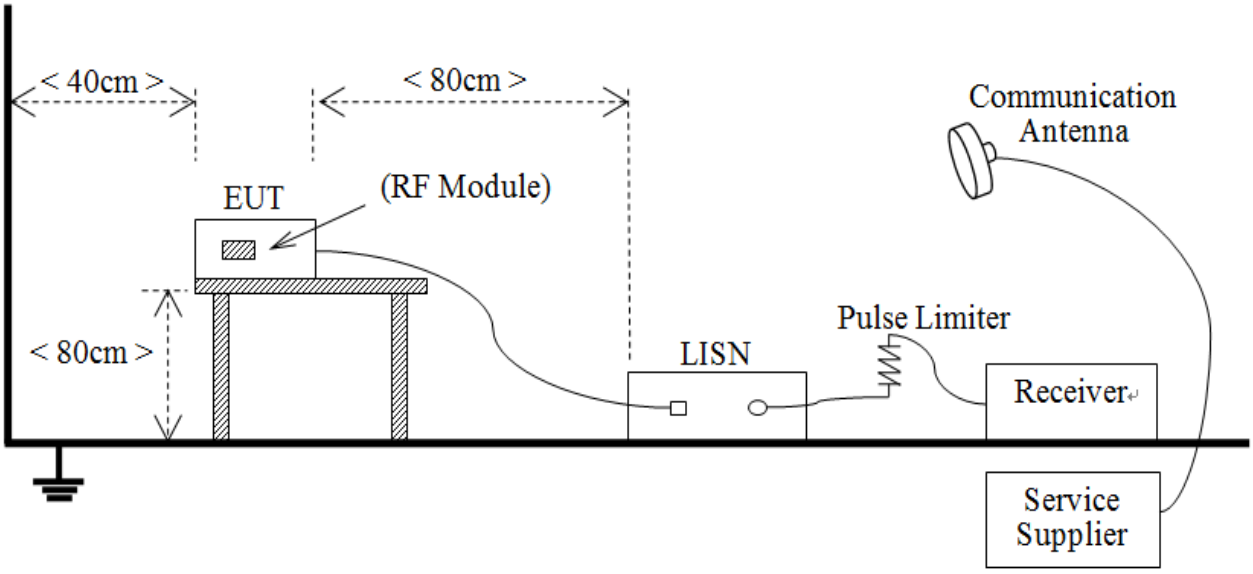

(Diagram 2)

4.5.3 For Radiated Test (Below 30 MHz)



(Diagram 3)

4.5.4 For Radiated Test (30 MHz-1 GHz)



(Diagram 4)

4.5.5 For Radiated Test (Above 1 GHz)

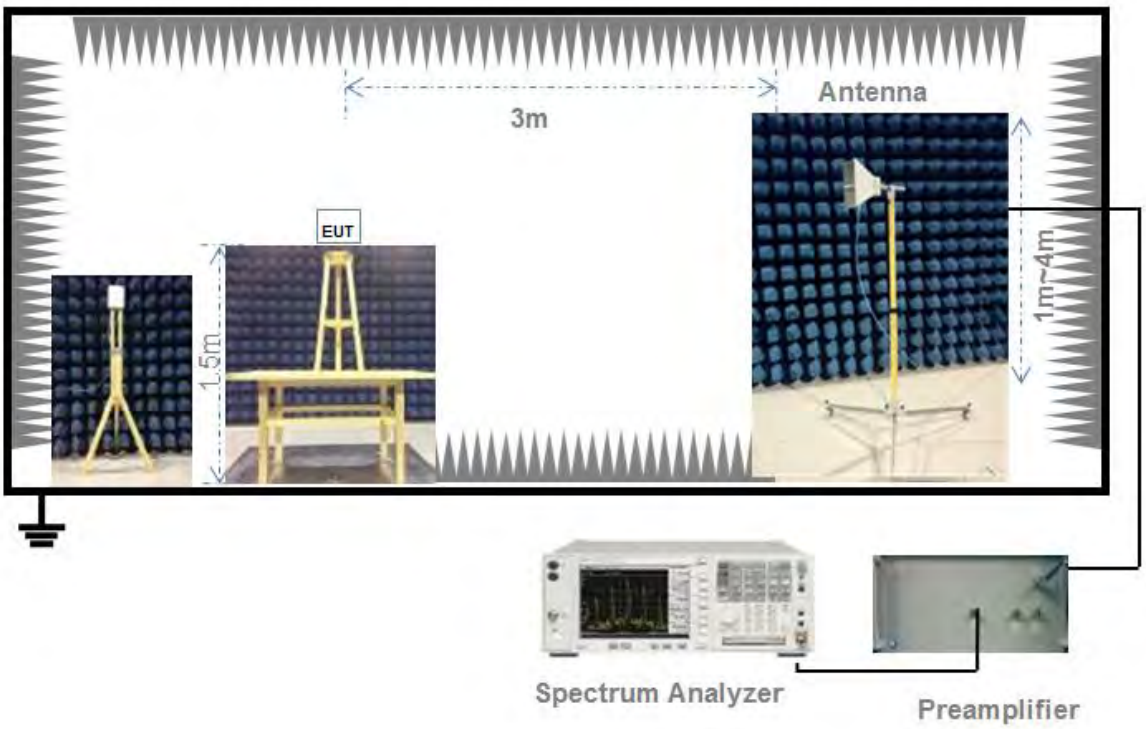

(Diagram 5)

5 TEST ITEMS

5.1 RF Output Power

5.1.1 Test Limit

FCC §15.407(a)

The maximum conducted output power should not exceed:

Frequency Band (MHz)	Limit
5150-5250	250 mW
5250-5350	250 mW or 11 dBm + 10log B, whichever is less.
5470-5725	250 mW or 11 dBm + 10log B, whichever is less.
5725-5850	1 W
Note: Where “B” is the 26 dB emissions bandwidth in MHz.	

5.1.2 Test Setup

The section 4.5.1 (Diagram 1) test setup description was used for this test. The photo of test setup please refer to ANNEX B.

5.1.3 Test Procedure

Maximum conducted (average) output power

a) Measurements may be performed using a wideband RF power meter with a thermocouple detector or equivalent if all of the conditions listed below are satisfied.

1) The EUT is configured to transmit continuously or to transmit with a constant duty cycle.

2) At all times when the EUT is transmitting, it shall be transmitting at its maximum power control level.

3) The integration period of the power meter exceeds the repetition period of the transmitted signal by at least a factor of five.

b) If the transmitter does not transmit continuously, measure the duty cycle (x) of the transmitter output signal.

c) Measure the average power of the transmitter. This measurement is an average over both the on and off periods of the transmitter.

d) Adjust the measurement in dBm by adding 10 log (1/x) where x is the duty cycle.

Measurements of duty cycle

The zero-span mode on a spectrum analyzer or EMI receiver if the response time and spacing between bins on the sweep are sufficient to permit accurate measurements of the on and off times of the transmitted signal.

Set the center frequency of the instrument to the center frequency of the transmission.

Set RBW ≥ OBW if possible; otherwise, set RBW to the largest available value.

Set VBW ≥ RBW. Set detector = peak or average.

The zero-span measurement method shall not be used unless both RBW and VBW are > 50/T and the number of sweep points across duration T exceeds 100. (For example, if VBW and/or RBW are limited to 3 MHz, then the zero-span method of measuring duty cycle shall not be used if T ≤ 16.7 microseconds.)

The E.I.R.P used radiated test method. At a test site that has been validated using the procedures of ANSI C63.4 or the latest CISPR 16-1-4 for measurements above 1 GHz, so as to simulate a near free-space environment.

5.1.4 Test Result

Please refer to ANNEX A.1.

5.2 Emission Bandwidth and 6 dB Bandwidth

5.2.1 Limit

FCC §15.407(a)

Within the 5.725-5.85 GHz band, the minimum 6 dB bandwidth of U-NII devices shall be at least 500 kHz.

5.2.2 Test Setup

The test setup photo please refer to 4.5.1 (Diagram 1) test setup description was used for this test. The photo of test setup please refer to ANNEX B.

5.2.3 Test Procedure

Emission bandwidth

1. Set RBW = approximately 1% of the emission bandwidth.

2. Set VBW ≥ 3*RBW,

3. Detector = Peak.

4. Trace mode = Max hold.

5. Measure the maximum width of the emission that is 26 dB down from the peak of the emission.

Occupied Bandwidth

1. Set Span = 1.5 times to 5.0 times the OBW

2. Set RBW = 1% to 5% of the OBW.

3. Set VBW ≥ 3*RBW, Detector = Peak.

4. Trace mode = Max hold.

5. Use the 99% power bandwidth function of the instrument.

6 dB bandwidth

1. Set RBW = 100 kHz, VBW = 300 kHz.

2. Detector = Peak.Trace mode = Max hold.

3. Allow the trace to stabilize.

4. Measure the maximum width of the emission that is constrained by the frequencies associated with the two outermost amplitude points (upper and lower frequencies) that are attenuated by 6 dB relative to the maximum level measured in the fundamental emission.

5.2.4 Test Result

Please refer to ANNEX A.2 and ANNEX A.3.

5.3 Power Spectral density (PSD)

5.3.1 Limit

FCC §15.407(a)

The maximum power spectral density should not exceed:

Frequency Band (MHz)	Limit
5150-5250	11 dBm/MHz
5250-5350	11 dBm/MHz
5470-5725	11 dBm/MHz
5725-5850	30 dBm/500kHz

5.3.2 Test Setup

The section 4.5.1 (Diagram 1) test setup description was used for this test. The photo of test setup please refer to ANNEX B.

5.3.3 Test Procedure

Set the spectrum analyzer or EMI receiver span to view the entire emission bandwidth.
1. Set RBW = 510 kHz/1 MHz, VBW ≥ 3*RBW, Sweep time = Auto, Detector = RMS.
2. Allow the sweeps to continue until the trace stabilizes.
3. Use the peak marker function to determine the maximum amplitude level.
4. The E.I.R.P spectral density used radiated test method. At a test site that has been validated using the procedures of ANSI C63.4 or the latest CISPR 16-1-4 for measurements above 1 GHz, so as to simulate a near free-space environment.

5.3.4 Test Result

Please refer to ANNEX A.4.

5.4 Conducted Emission

5.4.1 Limit

FCC §15.207

For an intentional radiator that is designed to be connected to the public utility (AC) power line, the radio frequency voltage that is conducted back onto the AC power line on any frequency within the U-NII-150 kHz to 30 MHz shall not exceed the limits in the following table, as measured using a 50μH/50Ω line impedance stabilization network (LISN).

Frequency range (MHz)	Conducted Limit (dBμV)	
	Quai-peak	Average
0.15 - 0.50	66 to 56	56 to 46
0.50 - 5	56	46
0.50 - 30	60	50

5.4.2 Test Setup

The section 4.5.2 (Diagram 2) test setup description was used for this test. The photo of test setup please refer to ANNEX B.

5.4.3 Test Procedure

The maximum conducted interference is searched using Peak (PK), if the emission levels more than the AV and QP limits, and that have narrow margins from the AV and QP limits will be re-measured with AV and QP detectors. Tests for both L phase and N phase lines of the power mains connected to the EUT are performed. Refer to recorded points and plots below.

5.4.4 Test Result

Please refer to ANNEX A.5.

5.5 Radiated Spurious Emissions and Band Edge (Restricted-band)

5.5.1 Limit

FCC §15.209 & 15.407(b)

Frequency (MHz)	Field Strength (μV/m)	Measurement Distance (m)
0.009 - 0.490	2400/F(kHz)	300
0.490 - 1.705	24000/F(kHz)	30
1.705 - 30.0	30	30
30 - 88	100	3
88 - 216	150	3
216 - 960	200	3
Above 960	500	3

Note [1]: The Limit for radiated test was performed according to FCC Part 15C
Note [2]: The tighter limit applies at the band edge.

Un-restricted band emissions	
Out Operating Band (MHz)	Limit
5150 - 5250	e.i.r.p. -27 dBm (68.2 dBuV/m@3m)
5250 - 5350	e.i.r.p. -27 dBm (68.2 dBuV/m@3m)
5470 - 5725	e.i.r.p. -27 dBm (68.2 dBuV/m@3m)
5725 - 5850	All emissions shall be limited to a level of -27 dBm/MHz at 75 MHz or more above or below the band edge increasing linearly to 10 dBm/MHz at 25 MHz above or below the band edge, and from 25 MHz above or below the band edge increasing linearly to a level of 15.6 dBm/MHz at 5 MHz above or below the band edge, and from 5 MHz above or below the band edge increasing linearly to a level of 27 dBm/MHz at the band edge. 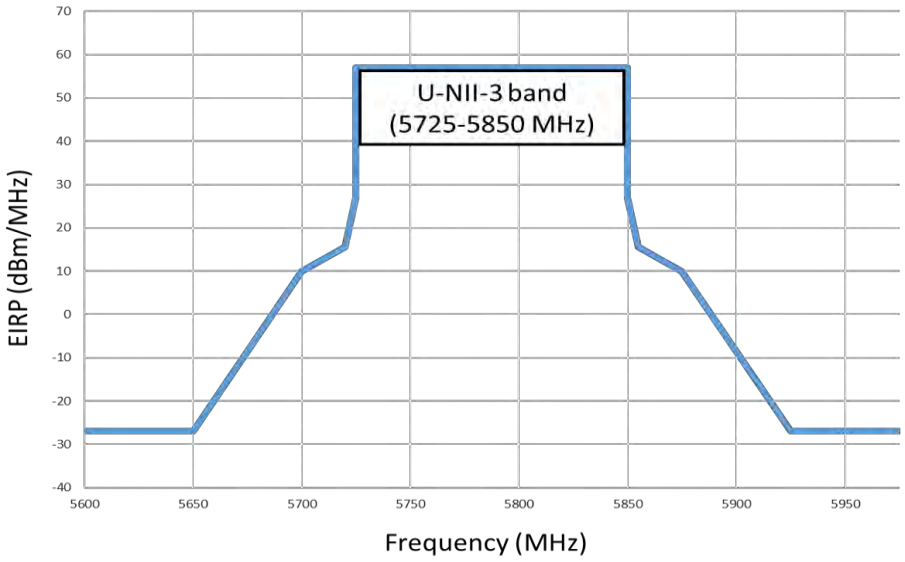

Note: The following formula is used to convert the equipment isotropic radiated power (eirp) to field strength.

5.5.2 Test Setup

The section 4.5.3-4.5.5 (Diagram 3 - Diagram 5) test setup description was used for this test. The photo of test setup please refer to ANNEX B.

5.5.3 Test Procedure

Since the emission limits are specified in terms of radiated field strength levels, measurements performed to demonstrate compliance have traditionally relied on a radiated test configuration. Radiated measurements remain the principal method for demonstrating compliance to the specified limits; however antenna-port conducted measurements are also now acceptable to demonstrate compliance (see below for details). When radiated measurements are utilized, test site requirements and procedures for maximizing and measuring radiated emissions that are described in ANSI C63.10 shall be followed.

Antenna-port conducted measurements may also be used as an alternative to radiated measurements for demonstrating compliance in the restricted frequency bands. If conducted measurements are performed, then proper impedance matching must be ensured and an additional radiated test for cabinet/case spurious emissions is required.

General Procedure for conducted measurements in restricted bands

a) Measure the conducted output power (in dBm) using the detector specified (see guidance regarding measurement procedures for determining quasi-peak, peak, and average conducted output power, respectively).

b) Add the appropriate maximum ground reflection factor to the EIRP level (6 dB for frequencies ≤ 30 MHz, 4.7 dB for frequencies between 30 MHz and 1000 MHz, inclusive and 0 dB for frequencies > 1000 MHz).

c) For devices with multiple antenna-ports, measure the power of each individual chain and sum the EIRP of all chains in linear terms (e.g., Watts, mW).

d) Convert the resultant EIRP level to an equivalent electric field strength using the following relationship:

$E = EIRP – 20\log D + 104.8$

where:

E = electric field strength in dBμV/m,

EIRP = equivalent isotropic radiated power in dBm

D = specified measurement distance in meters.

e) Compare the resultant electric field strength level to the applicable limit.

f) Perform radiated spurious emission test.

Quasi-Peak measurement procedure

The specifications for measurements using the CISPR quasi-peak detector can be found in Publication 16 of the International Special Committee on Radio Frequency Interference (CISPR) of the International Electrotechnical Commission.

As an alternative to CISPR quasi-peak measurement, compliance can be demonstrated to the applicable

emission limits using a peak detector.

Peak power measurement procedure

Peak emission levels are measured by setting the instrument as follows:

a) RBW = as specified in Table 1.

b) VBW ≥ 3 x RBW.

c) Detector = Peak.

d) Sweep time = auto.

e) Trace mode = max hold.

f) Allow sweeps to continue until the trace stabilizes. (Note that the required measurement time may be longer for low duty cycle applications).

Table 1—RBW as a function of frequency

Frequency	RBW
9-150 kHz	200-300 Hz
0.15-30 MHz	9-10 kHz
30-1000 MHz	100-120 kHz
> 1000 MHz	1 MHz

If the peak-detected amplitude can be shown to comply with the average limit, then it is not necessary to perform a separate average measurement.

Trace averaging across on and off times of the EUT transmissions followed by duty cycle correction

If continuous transmission of the EUT (i.e., duty cycle ≥ 98 percent) cannot be achieved and the duty cycle is constant (i.e., duty cycle variations are less than ± 2 percent), then the following procedure shall be used:

a) The EUT shall be configured to operate at the maximum achievable duty cycle.

b) Measure the duty cycle, x, of the transmitter output signal as described in section 6.0.

c) RBW = 1 MHz (unless otherwise specified).

d) VBW ≥ 3 x RBW.

e) Detector = RMS, if span/(# of points in sweep) ≤ (RBW/2). Satisfying this condition may require increasing the number of points in the sweep or reducing the span. If this condition cannot be satisfied, then the detector mode shall be set to peak.

f) Averaging type = power (i.e., RMS).

1) As an alternative, the detector and averaging type may be set for linear voltage averaging.

2) Some instruments require linear display mode in order to use linear voltage averaging. Log or dB averaging shall not be used.

g) Sweep time = auto.

h) Perform a trace average of at least 100 traces.

i) A correction factor shall be added to the measurement results prior to comparing to the emission limit in order to compute the emission level that would have been measured had the test been performed at 100 percent duty cycle. The correction factor is computed as follows:

1) If power averaging (RMS) mode was used in step f), then the applicable correction factor is 10 log(1/x), where x is the duty cycle.

2) If linear voltage averaging mode was used in step f), then the applicable correction factor is 20 log(1/x), where x is the duty cycle.

3) If a specific emission is demonstrated to be continuous (≥ 98 percent duty cycle) rather than turning on and off with the transmit cycle, then no duty cycle correction is required for that emission.

NOTE: Reduction of the measured emission amplitude levels to account for operational duty factor is not permitted. Compliance is based on emission levels occurring during transmission - not on an average across on and off times of the transmitter.

Determining the applicable transmit antenna gain

A conducted power measurement will determine the maximum output power associated with a restricted band emission; however, in order to determine the associated EIRP level, the gain of the transmitting antenna (in dBi) must be added to the measured output power (in dBm).

Since the out-of-band characteristics of the EUT transmit antenna will often be unknown, the use of a conservative antenna gain value is necessary. Thus, when determining the EIRP based on the measured conducted power, the upper bound on antenna gain for a device with a single RF output shall be selected as the maximum in-band gain of the antenna across all operating bands, or 2 dBi, whichever is greater. However, for devices that operate in multiple frequency bands while using the same transmit antenna, the highest gain of the antenna within the operating band nearest in frequency to the restricted band emission being measured may be used in lieu of the overall highest gain when the emission is at a frequency that is within 20 percent of the nearest band edge frequency, but in no case shall a value less than 2 dBi be used.

See KDB 662911 for guidance on calculating the additional array gain term when determining the effective antenna gain for a EUT with multiple outputs occupying the same or overlapping frequency ranges in the same band.

Radiated spurious emission test

An additional consideration when performing conducted measurements of restricted band emissions is that unwanted emissions radiating from the EUT cabinet, control circuits, power leads, or intermediate circuit elements will likely go undetected in a conducted measurement configuration. To address this concern, a radiated test shall be performed to ensure that emissions emanating from the EUT cabinet (rather than the antenna port) also comply with the applicable limits.

For these cabinet radiated spurious emission measurements the EUT transmit antenna may be replaced with a termination matching the nominal impedance of the antenna. Procedures for performing radiated measurements are specified in ANSI C63.10. All detected emissions shall comply with the applicable limits.

The measurement frequency range is from 30 MHz to the 10th harmonic of the fundamental frequency. The Turn Table is actuated to turn from 0° to 360°, and both horizontal and vertical polarizations of the Test Antenna are used to find the maximum radiated power. Mid channels on all channel bandwidth verified. Only the worst RB size/offset presented.

The power of the EUT transmitting frequency should be ignored.

All Spurious Emission tests were performed in X, Y, Z axis direction. And only the worst axis test condition was recorded in this test report.

Use the following spectrum analyzer settings:

Span = wide enough to fully capture the emission being measured
RBW = 1 MHz for f ≥ 1 GHz, 100 kHz for f < 1 GHz
VBW ≥ RBW
Sweep = auto
Detector function = peak
Trace = max hold

5.5.4 Test Result

Please refer to ANNEX A.6.

ANNEX A TEST RESULT

A.1 RF Output Power

Note: For FCC standard, if transmitting antennas of directional gain greater than 6 dBi are used, all band maximum conducted output power shall be reduced by the amount in dB that the directional gain of the antenna exceeds 6 dBi.

Duty Cycle

Test Mode	On Time (ms)	On+Off time (ms)	Duty Cycle	Duty Factor
11a	1.40	1.49	93.37%	0.30
11n (HT20)/11ac (VHT20)	1.93	1.95	99.08%	0.04
11n (HT40)/11ac (VHT40)	1.54	1.56	98.85%	0.05
11ac (VHT80)	0.90	1.05	85.62%	0.67
11ax (HE20)	1.02	1.12	91.15%	0.40
11ax (HE40)	0.54	0.64	84.50%	0.73
11ax (HE80)	0.29	0.39	74.44%	1.28

Test Data

Conducted Power

SISO-Antenna 1

U-NII-1 (5150 - 5250 MHz)					
Mode	Channel	Conducted Power (dBm)	Conducted Power (mW)	FCC Limit (mW)	Verdict
11a	CH36	16.75	47.32	250	Pass
11a	CH44	16.87	48.64	250	Pass
11a	CH48	16.62	45.92	250	Pass
11n (HT20)	CH36	16.80	47.86	250	Pass
11n (HT20)	CH44	16.91	49.09	250	Pass
11n (HT20)	CH48	16.83	48.19	250	Pass
11n (HT40)	CH38	14.70	29.51	250	Pass
11n (HT40)	CH46	14.77	29.99	250	Pass
11ac (VHT20)	CH36	14.81	30.27	250	Pass
11ac (VHT20)	CH44	14.91	30.97	250	Pass
11ac (VHT20)	CH48	14.39	27.48	250	Pass
11ac (VHT40)	CH38	11.74	14.93	250	Pass
11ac (VHT40)	CH46	11.76	15.00	250	Pass
11ac (VHT80)	CH42	11.72	14.86	250	Pass
11ax (HE20) (SU)	CH36	12.88	19.41	250	Pass
11ax (HE20) (SU)	CH44	12.49	17.74	250	Pass
11ax (HE20) (SU)	CH48	12.63	18.32	250	Pass
11ax (HE40) (SU)	CH38	10.68	11.69	250	Pass
11ax (HE40) (SU)	CH46	10.76	11.91	250	Pass
11ax (HE80) (SU)	CH42	10.84	12.13	250	Pass

U-NII-1 (5150 - 5250 MHz)						
Mode	Channel	RU Config	Conducted Power (dBm)	Conducted Power (mW)	FCC Limit (mW)	Verdict
11ax (HE20) (RU)	CH36	26	11.58	14.39	250	Pass
		52	12.55	17.99	250	Pass
		106	12.49	17.74	250	Pass
	CH44	26	11.78	15.07	250	Pass
		52	12.46	17.62	250	Pass
		106	12.67	18.49	250	Pass
	CH48	26	11.59	14.42	250	Pass
		52	12.77	18.92	250	Pass
		106	12.80	19.05	250	Pass
11ax (HE40) (RU)	CH38	26	10.66	11.64	250	Pass
		52	10.43	11.04	250	Pass
		106	10.36	10.86	250	Pass
		242	10.76	11.91	250	Pass
	CH46	26	10.88	12.25	250	Pass
		52	10.69	11.72	250	Pass
		106	10.59	11.46	250	Pass
		242	10.89	12.27	250	Pass
11ax (HE80) (RU)	CH42	26	10.48	11.17	250	Pass
		52	10.68	11.69	250	Pass
		106	10.41	10.99	250	Pass
		242	10.44	11.07	250	Pass
		484	10.51	11.25	250	Pass

U-NII-3 (5725 - 5850 MHz)					
Mode	Channel	Conducted Power (dBm)	Conducted Power (mW)	FCC Limit (mW)	Verdict
11a	CH149	15.60	36.31	1000	Pass
11a	CH157	15.33	34.12	1000	Pass
11a	CH165	15.41	34.75	1000	Pass
11n (HT20)	CH149	14.49	28.12	1000	Pass
11n (HT20)	CH157	14.40	27.54	1000	Pass
11n (HT20)	CH165	14.50	28.18	1000	Pass
11n (HT40)	CH151	14.88	30.76	1000	Pass
11n (HT40)	CH159	14.50	28.18	1000	Pass
11ac (VHT20)	CH149	12.85	19.28	1000	Pass
11ac (VHT20)	CH157	12.55	17.99	1000	Pass
11ac (VHT20)	CH165	12.65	18.41	1000	Pass
11ac (VHT40)	CH151	10.47	11.14	1000	Pass
11ac (VHT40)	CH159	10.49	11.19	1000	Pass
11ac (VHT80)	CH155	10.48	11.17	1000	Pass
11ax (HE20) (SU)	CH149	11.48	14.06	1000	Pass
11ax (HE20) (SU)	CH157	11.56	14.32	1000	Pass
11ax (HE20) (SU)	CH165	11.78	15.07	1000	Pass
11ax (HE40) (SU)	CH151	10.51	11.25	1000	Pass
11ax (HE40) (SU)	CH159	10.71	11.78	1000	Pass
11ax (HE80) (SU)	CH155	10.49	11.19	1000	Pass

U-NII-3 (5725 - 5850 MHz)						
Mode	Channel	RU Config	Conducted Power (dBm)	Conducted Power (mW)	FCC Limit (mW)	Verdict
11ax (HE20) (RU)	CH149	26	12.87	19.36	1000	Pass
		52	12.60	18.20	1000	Pass
		106	12.54	17.95	1000	Pass
	CH157	26	12.45	17.58	1000	Pass
		52	12.42	17.46	1000	Pass
		106	12.47	17.66	1000	Pass
	CH165	26	12.86	19.32	1000	Pass
		52	12.72	18.71	1000	Pass
		106	12.91	19.54	1000	Pass
11ax (HE40) (RU)	CH151	26	10.89	12.27	1000	Pass
		52	10.68	11.69	1000	Pass
		106	10.79	11.99	1000	Pass
		242	10.46	11.12	1000	Pass
	CH159	26	10.42	11.02	1000	Pass
		52	10.59	11.46	1000	Pass
		106	10.63	11.56	1000	Pass
		242	10.54	11.32	1000	Pass
11ax (HE80) (RU)	CH155	26	10.52	11.27	1000	Pass
		52	10.53	11.30	1000	Pass
		106	10.45	11.09	1000	Pass
		242	10.40	10.96	1000	Pass
		484	10.86	12.19	1000	Pass

SISO-Antenna 2

U-NII-1 (5150 - 5250 MHz)					
Mode	Channel	Conducted Power (dBm)	Conducted Power (mW)	FCC Limit (mW)	Verdict
11a	CH36	16.95	49.55	250	Pass
11a	CH44	16.73	47.10	250	Pass
11a	CH48	16.90	48.98	250	Pass
11n (HT20)	CH36	16.96	49.66	250	Pass
11n (HT20)	CH44	16.77	47.53	250	Pass
11n (HT20)	CH48	16.60	45.71	250	Pass
11n (HT40)	CH38	12.86	19.32	250	Pass
11n (HT40)	CH46	14.67	29.31	250	Pass
11ac (VHT20)	CH36	14.78	30.06	250	Pass
11ac (VHT20)	CH44	14.63	29.04	250	Pass
11ac (VHT20)	CH48	14.95	31.26	250	Pass
11ac (VHT40)	CH38	11.77	15.03	250	Pass
11ac (VHT40)	CH46	11.48	14.06	250	Pass
11ac (VHT80)	CH42	11.56	14.32	250	Pass
11ax (HE20) (SU)	CH36	12.74	18.79	250	Pass
11ax (HE20) (SU)	CH44	12.51	17.82	250	Pass
11ax (HE20) (SU)	CH48	12.50	17.78	250	Pass
11ax (HE40) (SU)	CH38	10.87	12.22	250	Pass
11ax (HE40) (SU)	CH46	10.73	11.83	250	Pass
11ax (HE80) (SU)	CH42	10.52	11.27	250	Pass

U-NII-1 (5150 - 5250 MHz)						
Mode	Channel	RU Config	Conducted Power (dBm)	Conducted Power (mW)	FCC Limit (mW)	Verdict
11ax (HE20) (RU)	CH36	26	12.67	18.49	250	Pass
		52	12.37	17.26	250	Pass
		106	12.49	17.74	250	Pass
	CH44	26	12.40	17.38	250	Pass
		52	12.57	18.07	250	Pass
		106	12.42	17.46	250	Pass
	CH48	26	12.78	18.97	250	Pass
		52	12.80	19.05	250	Pass
		106	12.59	18.16	250	Pass
11ax (HE40) (RU)	CH38	26	10.45	11.09	250	Pass
		52	10.68	11.69	250	Pass
		106	10.45	11.09	250	Pass
		242	10.52	11.27	250	Pass
	CH46	26	10.49	11.19	250	Pass
		52	10.58	11.43	250	Pass
		106	10.42	11.02	250	Pass
		242	10.64	11.59	250	Pass
11ax (HE80) (RU)	CH42	26	10.45	11.09	250	Pass
		52	10.49	11.19	250	Pass
		106	10.58	11.43	250	Pass
		242	10.39	10.94	250	Pass
		484	10.78	11.97	250	Pass

U-NII-3 (5725 - 5850 MHz)					
Mode	Channel	Conducted Power (dBm)	Conducted Power (mW)	FCC Limit (mW)	Verdict
11a	CH149	15.95	39.36	1000	Pass
11a	CH157	15.84	38.37	1000	Pass
11a	CH165	15.91	38.99	1000	Pass
11n (HT20)	CH149	14.97	31.41	1000	Pass
11n (HT20)	CH157	14.69	29.44	1000	Pass
11n (HT20)	CH165	14.67	29.31	1000	Pass
11n (HT40)	CH151	14.65	29.17	1000	Pass
11n (HT40)	CH159	14.63	29.04	1000	Pass
11ac (VHT20)	CH149	12.75	18.84	1000	Pass
11ac (VHT20)	CH157	12.53	17.91	1000	Pass
11ac (VHT20)	CH165	12.66	18.45	1000	Pass
11ac (VHT40)	CH151	10.97	12.50	1000	Pass
11ac (VHT40)	CH159	10.82	12.08	1000	Pass
11ac (VHT80)	CH155	10.70	11.75	1000	Pass
11ax (HE20) (SU)	CH149	11.83	15.24	1000	Pass
11ax (HE20) (SU)	CH157	11.72	14.86	1000	Pass
11ax (HE20) (SU)	CH165	11.74	14.93	1000	Pass
11ax (HE40) (SU)	CH151	10.95	12.45	1000	Pass
11ax (HE40) (SU)	CH159	10.85	12.16	1000	Pass
11ax (HE80) (SU)	CH155	10.90	12.30	1000	Pass

U-NII-3 (5725 - 5850 MHz)						
Mode	Channel	RU Config	Conducted Power (dBm)	Conducted Power (mW)	FCC Limit (mW)	Verdict
11ax (HE20) (RU)	CH149	26	12.49	17.74	1000	Pass
		52	12.50	17.78	1000	Pass
		106	12.74	18.79	1000	Pass
	CH157	26	12.42	17.46	1000	Pass
		52	12.64	18.37	1000	Pass
		106	12.52	17.86	1000	Pass
	CH165	26	12.84	19.23	1000	Pass
		52	12.88	19.41	1000	Pass
		106	12.63	18.32	1000	Pass
11ax (HE40) (RU)	CH151	26	10.52	11.27	1000	Pass
		52	10.83	12.11	1000	Pass
		106	10.54	11.32	1000	Pass
		242	10.55	11.35	1000	Pass
	CH159	26	10.51	11.25	1000	Pass
		52	10.71	11.78	1000	Pass
		106	10.52	11.27	1000	Pass
		242	10.42	11.02	1000	Pass
11ax (HE80) (RU)	CH155	26	10.62	11.53	1000	Pass
		52	10.46	11.12	1000	Pass
		106	10.54	11.32	1000	Pass
		242	10.60	11.48	1000	Pass
		484	10.50	11.22	1000	Pass

MIMO-Antenna 1

U-NII-1 (5150 - 5250 MHz)					
Mode	Channel	Conducted Power (dBm)	Conducted Power (mW)	FCC Limit (mW)	Verdict
11a	CH36	13.78	23.88	250	Pass
11a	CH44	13.80	23.99	250	Pass
11a	CH48	13.82	24.10	250	Pass
11n (HT20)	CH36	13.61	22.96	250	Pass
11n (HT20)	CH44	13.63	23.07	250	Pass
11n (HT20)	CH48	13.83	24.15	250	Pass
11n (HT40)	CH38	11.74	14.93	250	Pass
11n (HT40)	CH46	11.69	14.76	250	Pass
11ac (VHT20)	CH36	11.68	14.72	250	Pass
11ac (VHT20)	CH44	11.80	15.14	250	Pass
11ac (VHT20)	CH48	11.78	15.07	250	Pass
11ac (VHT40)	CH38	8.30	6.76	250	Pass
11ac (VHT40)	CH46	8.32	6.79	250	Pass
11ac (VHT80)	CH42	8.40	6.92	250	Pass
11ax (HE20) (SU)	CH36	9.83	9.62	250	Pass
11ax (HE20) (SU)	CH44	9.97	9.93	250	Pass
11ax (HE20) (SU)	CH48	9.98	9.95	250	Pass
11ax (HE40) (SU)	CH38	7.93	6.21	250	Pass
11ax (HE40) (SU)	CH46	7.85	6.10	250	Pass
11ax (HE80) (SU)	CH42	7.55	5.69	250	Pass

U-NII-1 (5150 - 5250 MHz)						
Mode	Channel	RU Config	Conducted Power (dBm)	Conducted Power (mW)	FCC Limit (mW)	Verdict
11ax (HE20) (RU)	CH36	26	9.54	8.99	250	Pass
		52	9.80	9.55	250	Pass
		106	9.63	9.18	250	Pass
	CH44	26	9.70	9.33	250	Pass
		52	9.81	9.57	250	Pass
		106	9.60	9.12	250	Pass
	CH48	26	9.86	9.68	250	Pass
		52	9.40	8.71	250	Pass
		106	9.49	8.89	250	Pass
11ax (HE40) (RU)	CH38	26	7.52	5.65	250	Pass
		52	7.83	6.07	250	Pass
		106	7.64	5.81	250	Pass
		242	7.54	5.68	250	Pass
	CH46	26	7.53	5.66	250	Pass
		52	7.79	6.01	250	Pass
		106	7.43	5.53	250	Pass
		242	7.53	5.66	250	Pass
11ax (HE80) (RU)	CH42	26	7.63	5.79	250	Pass
		52	7.42	5.52	250	Pass
		106	7.59	5.74	250	Pass
		242	7.70	5.89	250	Pass
		484	7.47	5.58	250	Pass

U-NII-3 (5725 - 5850 MHz)					
Mode	Channel	Conducted Power (dBm)	Conducted Power (mW)	FCC Limit (mW)	Verdict
11a	CH149	12.62	18.28	1000	Pass
11a	CH157	12.44	17.54	1000	Pass
11a	CH165	12.54	17.95	1000	Pass
11n (HT20)	CH149	11.58	14.39	1000	Pass
11n (HT20)	CH157	11.63	14.55	1000	Pass
11n (HT20)	CH165	11.80	15.14	1000	Pass
11n (HT40)	CH151	11.69	14.76	1000	Pass
11n (HT40)	CH159	11.61	14.49	1000	Pass
11ac (VHT20)	CH149	9.74	9.42	1000	Pass
11ac (VHT20)	CH157	9.41	8.73	1000	Pass
11ac (VHT20)	CH165	9.55	9.02	1000	Pass
11ac (VHT40)	CH151	7.75	5.96	1000	Pass
11ac (VHT40)	CH159	7.53	5.66	1000	Pass
11ac (VHT80)	CH155	7.63	5.79	1000	Pass
11ax (HE20) (SU)	CH149	8.52	7.11	1000	Pass
11ax (HE20) (SU)	CH157	8.50	7.08	1000	Pass
11ax (HE20) (SU)	CH165	8.64	7.31	1000	Pass
11ax (HE40) (SU)	CH151	7.74	5.94	1000	Pass
11ax (HE40) (SU)	CH159	7.46	5.57	1000	Pass
11ax (HE80) (SU)	CH155	7.44	5.55	1000	Pass

U-NII-3 (5725 - 5850 MHz)						
Mode	Channel	RU Config	Conducted Power (dBm)	Conducted Power (mW)	FCC Limit (mW)	Verdict
11ax (HE20) (RU)	CH149	26	9.71	9.35	1000	Pass
		52	9.74	9.42	1000	Pass
		106	9.38	8.67	1000	Pass
	CH157	26	9.73	9.40	1000	Pass
		52	9.55	9.02	1000	Pass
		106	9.39	8.69	1000	Pass
	CH165	26	9.53	8.97	1000	Pass
		52	9.72	9.38	1000	Pass
		106	9.62	9.16	1000	Pass
11ax (HE40) (RU)	CH151	26	7.88	6.14	1000	Pass
		52	7.23	5.28	1000	Pass
		106	7.89	6.15	1000	Pass
		242	7.86	6.11	1000	Pass
	CH159	26	7.64	5.81	1000	Pass
		52	7.86	6.11	1000	Pass
		106	7.84	6.08	1000	Pass
		242	7.45	5.56	1000	Pass
11ax (HE80) (RU)	CH155	26	7.82	6.05	1000	Pass
		52	7.44	5.55	1000	Pass
		106	7.38	5.47	1000	Pass
		242	7.38	5.47	1000	Pass
		484	7.81	6.04	1000	Pass

MIMO-Antenna 2

U-NII-1 (5150 - 5250 MHz)					
Mode	Channel	Conducted Power (dBm)	Conducted Power (mW)	FCC Limit (mW)	Verdict
11a	CH36	13.70	23.44	250	Pass
11a	CH44	13.58	22.80	250	Pass
11a	CH48	13.68	23.33	250	Pass
11n (HT20)	CH36	13.86	24.32	250	Pass
11n (HT20)	CH44	13.84	24.21	250	Pass
11n (HT20)	CH48	13.78	23.88	250	Pass
11n (HT40)	CH38	11.84	15.28	250	Pass
11n (HT40)	CH46	11.74	14.93	250	Pass
11ac (VHT20)	CH36	11.92	15.56	250	Pass
11ac (VHT20)	CH44	11.56	14.32	250	Pass
11ac (VHT20)	CH48	11.61	14.49	250	Pass
11ac (VHT40)	CH38	8.29	6.75	250	Pass
11ac (VHT40)	CH46	8.91	7.78	250	Pass
11ac (VHT80)	CH42	8.46	7.01	250	Pass
11ax (HE20) (SU)	CH36	9.95	9.89	250	Pass
11ax (HE20) (SU)	CH44	9.52	8.95	250	Pass
11ax (HE20) (SU)	CH48	9.46	8.83	250	Pass
11ax (HE40) (SU)	CH38	7.21	5.26	250	Pass
11ax (HE40) (SU)	CH46	7.90	6.17	250	Pass
11ax (HE80) (SU)	CH42	7.45	5.56	250	Pass

U-NII-1 (5150 - 5250 MHz)						
Mode	Channel	RU Config	Conducted Power (dBm)	Conducted Power (mW)	FCC Limit (mW)	Verdict
11ax (HE20) (RU)	CH36	26	9.41	8.73	250	Pass
		52	9.46	8.83	250	Pass
		106	9.58	9.08	250	Pass
	CH44	26	9.40	8.71	250	Pass
		52	9.49	8.89	250	Pass
		106	9.38	8.67	250	Pass
	CH48	26	9.68	9.29	250	Pass
		52	9.73	9.40	250	Pass
		106	9.82	9.59	250	Pass
11ax (HE40) (RU)	CH38	26	7.57	5.71	250	Pass
		52	7.48	5.60	250	Pass
		106	7.50	5.62	250	Pass
		242	7.57	5.71	250	Pass
	CH46	26	7.73	5.93	250	Pass
		52	7.58	5.73	250	Pass
		106	7.77	5.98	250	Pass
		242	7.39	5.48	250	Pass
11ax (HE80) (RU)	CH42	26	7.48	5.60	250	Pass
		52	7.57	5.71	250	Pass
		106	7.89	6.15	250	Pass
		242	7.41	5.51	250	Pass
		484	7.67	5.85	250	Pass

U-NII-3 (5725 - 5850 MHz)					
Mode	Channel	Conducted Power (dBm)	Conducted Power (mW)	FCC Limit (mW)	Verdict
11a	CH149	12.66	18.45	1000	Pass
11a	CH157	12.49	17.74	1000	Pass
11a	CH165	12.68	18.54	1000	Pass
11n (HT20)	CH149	11.95	15.67	1000	Pass
11n (HT20)	CH157	11.45	13.96	1000	Pass
11n (HT20)	CH165	11.60	14.45	1000	Pass
11n (HT40)	CH151	11.80	15.14	1000	Pass
11n (HT40)	CH159	11.64	14.59	1000	Pass
11ac (VHT20)	CH149	9.59	9.10	1000	Pass
11ac (VHT20)	CH157	9.53	8.97	1000	Pass
11ac (VHT20)	CH165	9.72	9.38	1000	Pass
11ac (VHT40)	CH151	7.98	6.28	1000	Pass
11ac (VHT40)	CH159	7.85	6.10	1000	Pass
11ac (VHT80)	CH155	7.96	6.25	1000	Pass
11ax (HE20) (SU)	CH149	8.75	7.50	1000	Pass
11ax (HE20) (SU)	CH157	8.60	7.24	1000	Pass
11ax (HE20) (SU)	CH165	8.58	7.21	1000	Pass
11ax (HE40) (SU)	CH151	7.47	5.58	1000	Pass
11ax (HE40) (SU)	CH159	7.33	5.41	1000	Pass
11ax (HE80) (SU)	CH155	7.75	5.96	1000	Pass

U-NII-3 (5725 - 5850 MHz)						
Mode	Channel	RU Config	Conducted Power (dBm)	Conducted Power (mW)	FCC Limit (mW)	Verdict
11ax (HE20) (RU)	CH149	26	9.45	8.81	1000	Pass
		52	9.40	8.71	1000	Pass
		106	9.44	8.79	1000	Pass
	CH157	26	9.70	9.33	1000	Pass
		52	9.44	8.79	1000	Pass
		106	9.60	9.12	1000	Pass
	CH165	26	9.59	9.10	1000	Pass
		52	9.46	8.83	1000	Pass
		106	9.63	9.18	1000	Pass
11ax (HE40) (RU)	CH151	26	7.81	6.04	1000	Pass
		52	7.89	6.15	1000	Pass
		106	7.38	5.47	1000	Pass
		242	7.48	5.60	1000	Pass
	CH159	26	7.39	5.48	1000	Pass
		52	7.48	5.60	1000	Pass
		106	7.61	5.77	1000	Pass
		242	7.60	5.75	1000	Pass
11ax (HE80) (RU)	CH155	26	7.66	5.83	1000	Pass
		52	7.39	5.48	1000	Pass
		106	7.51	5.64	1000	Pass
		242	7.47	5.58	1000	Pass
		484	7.44	5.55	1000	Pass

MIMO

U-NII-1 (5150 - 5250 MHz)					
Mode	Channel	Conducted Power (dBm)	Conducted Power (mW)	FCC Limit (mW)	Verdict
11a	CH36	16.75	47.32	250	Pass
11a	CH44	16.70	46.79	250	Pass
11a	CH48	16.76	47.43	250	Pass
11n (HT20)	CH36	16.75	47.28	250	Pass
11n (HT20)	CH44	16.75	47.28	250	Pass
11n (HT20)	CH48	16.82	48.03	250	Pass
11n (HT40)	CH38	14.80	30.20	250	Pass
11n (HT40)	CH46	14.73	29.69	250	Pass
11ac (VHT20)	CH36	14.81	30.28	250	Pass
11ac (VHT20)	CH44	14.69	29.46	250	Pass
11ac (VHT20)	CH48	14.71	29.55	250	Pass
11ac (VHT40)	CH38	11.31	13.51	250	Pass
11ac (VHT40)	CH46	11.64	14.57	250	Pass
11ac (VHT80)	CH42	11.44	13.93	250	Pass
11ax (HE20) (SU)	CH36	12.90	19.50	250	Pass
11ax (HE20) (SU)	CH44	12.76	18.88	250	Pass
11ax (HE20) (SU)	CH48	12.74	18.78	250	Pass
11ax (HE40) (SU)	CH38	10.60	11.47	250	Pass
11ax (HE40) (SU)	CH46	10.89	12.26	250	Pass
11ax (HE80) (SU)	CH42	10.51	11.25	250	Pass

U-NII-1 (5150 - 5250 MHz)						
Mode	Channel	RU Config	Conducted Power (dBm)	Conducted Power (mW)	FCC Limit (mW)	Verdict
11ax (HE20) (RU)	CH36	26	12.49	17.72	250	Pass
		52	12.64	18.38	250	Pass
		106	12.62	18.26	250	Pass
	CH44	26	12.56	18.04	250	Pass
		52	12.66	18.46	250	Pass
		106	12.50	17.79	250	Pass
	CH48	26	12.78	18.97	250	Pass
		52	12.58	18.11	250	Pass
		106	12.67	18.49	250	Pass
11ax (HE40) (RU)	CH38	26	10.56	11.36	250	Pass
		52	10.67	11.66	250	Pass
		106	10.58	11.43	250	Pass
		242	10.57	11.39	250	Pass
	CH46	26	10.64	11.59	250	Pass
		52	10.70	11.74	250	Pass
		106	10.61	11.52	250	Pass
		242	10.47	11.15	250	Pass
11ax (HE80) (RU)	CH42	26	10.57	11.39	250	Pass
		52	10.51	11.24	250	Pass
		106	10.75	11.89	250	Pass
		242	10.57	11.40	250	Pass
		484	10.58	11.43	250	Pass

U-NII-3 (5725 - 5850 MHz)					
Mode	Channel	Conducted Power (dBm)	Conducted Power (mW)	FCC Limit (mW)	Verdict
11a	CH149	15.65	36.73	1000	Pass
11a	CH157	15.48	35.28	1000	Pass
11a	CH165	15.62	36.48	1000	Pass
11n (HT20)	CH149	14.78	30.06	1000	Pass
11n (HT20)	CH157	14.55	28.52	1000	Pass
11n (HT20)	CH165	14.71	29.59	1000	Pass
11n (HT40)	CH151	14.76	29.89	1000	Pass
11n (HT40)	CH159	14.64	29.08	1000	Pass
11ac (VHT20)	CH149	12.68	18.52	1000	Pass
11ac (VHT20)	CH157	12.48	17.70	1000	Pass
11ac (VHT20)	CH165	12.65	18.39	1000	Pass
11ac (VHT40)	CH151	10.88	12.24	1000	Pass
11ac (VHT40)	CH159	10.70	11.76	1000	Pass
11ac (VHT80)	CH155	10.81	12.05	1000	Pass
11ax (HE20) (SU)	CH149	11.65	14.61	1000	Pass
11ax (HE20) (SU)	CH157	11.56	14.32	1000	Pass
11ax (HE20) (SU)	CH165	11.62	14.52	1000	Pass
11ax (HE40) (SU)	CH151	10.62	11.53	1000	Pass
11ax (HE40) (SU)	CH159	10.41	10.98	1000	Pass
11ax (HE80) (SU)	CH155	10.61	11.50	1000	Pass

U-NII-3 (5725 - 5850 MHz)						
Mode	Channel	RU Config	Conducted Power (dBm)	Conducted Power (mW)	FCC Limit (mW)	Verdict
11ax (HE20) (RU)	CH149	26	12.59	18.16	1000	Pass
		52	12.58	18.13	1000	Pass
		106	12.42	17.46	1000	Pass
	CH157	26	12.73	18.73	1000	Pass
		52	12.51	17.81	1000	Pass
		106	12.51	17.81	1000	Pass
	CH165	26	12.57	18.07	1000	Pass
		52	12.60	18.21	1000	Pass
		106	12.64	18.35	1000	Pass
11ax (HE40) (RU)	CH151	26	10.86	12.18	1000	Pass
		52	10.58	11.44	1000	Pass
		106	10.65	11.62	1000	Pass
		242	10.68	11.71	1000	Pass
	CH159	26	10.53	11.29	1000	Pass
		52	10.68	11.71	1000	Pass
		106	10.74	11.85	1000	Pass
		242	10.54	11.31	1000	Pass
11ax (HE80) (RU)	CH155	26	10.75	11.89	1000	Pass
		52	10.43	11.03	1000	Pass
		106	10.46	11.11	1000	Pass
		242	10.44	11.05	1000	Pass
		484	10.64	11.59	1000	Pass

A.2 Emission Bandwidth & 99% Bandwidth

Note: Test plots please refer to the document “Annex No.: BL-SZ2410372-604 Data Part 1.pdf”.

Test Data

SISO-Antenna 1

U-NII-1 (5150 - 5250 MHz)			
Mode	Channel	26 dB Bandwidth (MHz)	99% Bandwidth (MHz)
11a	CH36	25.46	16.90
11a	CH44	24.78	16.91
11a	CH48	23.57	16.87
11n (HT20)	CH36	25.04	17.98
11n (HT20)	CH44	26.64	18.03
11n (HT20)	CH48	27.32	18.00
11n (HT40)	CH38	48.83	36.52
11n (HT40)	CH46	49.35	36.56
11ac (VHT20)	CH36	21.76	17.89
11ac (VHT20)	CH44	21.79	17.91
11ac (VHT20)	CH48	21.82	17.90
11ac (VHT40)	CH38	40.19	36.42
11ac (VHT40)	CH46	40.31	36.44
11ac (VHT80)	CH42	82.48	76.29
11ax (HE20) (SU)	CH36	21.51	18.95
11ax (HE20) (SU)	CH44	21.38	18.95
11ax (HE20) (SU)	CH48	21.50	18.94
11ax (HE40) (SU)	CH38	40.42	37.61
11ax (HE40) (SU)	CH46	40.36	37.62
11ax (HE80) (SU)	CH42	82.01	77.28

U-NII-3 (5725 - 5850 MHz)			
Mode	Channel	26 dB Bandwidth (MHz)	99% Bandwidth (MHz)
11a	CH149	24.80	16.92
11a	CH157	24.79	16.96
11a	CH165	25.29	16.90
11n (HT20)	CH149	23.09	17.95
11n (HT20)	CH157	24.38	17.94
11n (HT20)	CH165	22.95	17.93
11n (HT40)	CH151	63.00	36.70
11n (HT40)	CH159	64.35	36.66
11ac (VHT20)	CH149	21.79	17.89
11ac (VHT20)	CH157	21.64	17.87
11ac (VHT20)	CH165	21.75	17.88
11ac (VHT40)	CH151	40.27	36.44
11ac (VHT40)	CH159	40.10	36.38
11ac (VHT80)	CH155	82.85	76.39
11ax (HE20) (SU)	CH149	21.56	18.96
11ax (HE20) (SU)	CH157	21.39	18.94
11ax (HE20) (SU)	CH165	21.42	18.93
11ax (HE40) (SU)	CH151	40.27	37.62
11ax (HE40) (SU)	CH159	40.35	37.59
11ax (HE80) (SU)	CH155	82.26	77.25

SISO-Antenna 2

U-NII-1 (5150 - 5250 MHz)			
Mode	Channel	26 dB Bandwidth (MHz)	99% Bandwidth (MHz)
11a	CH36	32.47	19.82
11a	CH44	35.22	20.34
11a	CH48	34.17	20.19
11n (HT20)	CH36	33.64	20.42
11n (HT20)	CH44	36.88	20.62
11n (HT20)	CH48	40.00	21.12
11n (HT40)	CH38	68.20	37.28
11n (HT40)	CH46	80.00	46.76
11ac (VHT20)	CH36	33.87	18.68
11ac (VHT20)	CH44	32.27	18.71
11ac (VHT20)	CH48	34.86	18.91
11ac (VHT40)	CH38	51.64	36.64
11ac (VHT40)	CH46	76.08	37.62
11ac (VHT80)	CH42	101.31	76.46
11ax (HE20) (SU)	CH36	21.52	18.95
11ax (HE20) (SU)	CH44	34.06	20.47
11ax (HE20) (SU)	CH48	27.76	19.07
11ax (HE40) (SU)	CH38	75.29	37.73
11ax (HE40) (SU)	CH46	56.71	37.70
11ax (HE80) (SU)	CH42	117.07	77.58

U-NII-3 (5725 - 5850 MHz)			
Mode	Channel	26 dB Bandwidth (MHz)	99% Bandwidth (MHz)
11a	CH149	39.10	20.81
11a	CH157	34.99	18.43
11a	CH165	34.74	18.16
11n (HT20)	CH149	37.55	19.34
11n (HT20)	CH157	32.30	18.71
11n (HT20)	CH165	32.92	19.24
11n (HT40)	CH151	79.89	42.20
11n (HT40)	CH159	79.68	41.69
11ac (VHT20)	CH149	28.93	18.33
11ac (VHT20)	CH157	40.00	21.87
11ac (VHT20)	CH165	26.69	18.12
11ac (VHT40)	CH151	78.78	38.28
11ac (VHT40)	CH159	77.72	38.77
11ac (VHT80)	CH155	138.60	77.10
11ax (HE20) (SU)	CH149	38.62	20.31
11ax (HE20) (SU)	CH157	25.19	19.05
11ax (HE20) (SU)	CH165	35.51	19.86
11ax (HE40) (SU)	CH151	77.65	38.18
11ax (HE40) (SU)	CH159	74.68	38.17
11ax (HE80) (SU)	CH155	97.94	77.51

A.3 6 dB Bandwidth

Note: Test plots please refer to the document “Annex No.: BL-SZ2410372-604 Data Part 2.pdf”.

Test Data

SISO-Antenna 1

U-NII-3 (5725 - 5850 MHz)				
Mode	Channel	6 dB Bandwidth (MHz)	Limit (kHz)	Verdict
11a	CH149	16.15	500.00	Pass
11a	CH157	16.35	500.00	Pass
11a	CH165	16.40	500.00	Pass
11n (HT20)	CH149	17.35	500.00	Pass
11n (HT20)	CH157	17.15	500.00	Pass
11n (HT20)	CH165	17.45	500.00	Pass
11n (HT40)	CH151	36.40	500.00	Pass
11n (HT40)	CH159	36.40	500.00	Pass
11ac (VHT20)	CH149	17.50	500.00	Pass
11ac (VHT20)	CH157	17.35	500.00	Pass
11ac (VHT20)	CH165	17.15	500.00	Pass
11ac (VHT40)	CH151	36.45	500.00	Pass
11ac (VHT40)	CH159	36.40	500.00	Pass
11ac (VHT80)	CH155	76.35	500.00	Pass
11ax (HE20) (SU)	CH149	18.60	500.00	Pass
11ax (HE20) (SU)	CH157	18.65	500.00	Pass
11ax (HE20) (SU)	CH165	18.75	500.00	Pass
11ax (HE40) (SU)	CH151	37.90	500.00	Pass
11ax (HE40) (SU)	CH159	37.65	500.00	Pass
11ax (HE80) (SU)	CH155	77.90	500.00	Pass

SISO-Antenna 2

U-NII-3 (5725 - 5850 MHz)				
Mode	Channel	6 dB Bandwidth (MHz)	Limit (kHz)	Verdict
11a	CH149	16.45	500.00	Pass
11a	CH157	16.40	500.00	Pass
11a	CH165	16.40	500.00	Pass
11n (HT20)	CH149	17.65	500.00	Pass
11n (HT20)	CH157	17.00	500.00	Pass
11n (HT20)	CH165	17.30	500.00	Pass
11n (HT40)	CH151	36.40	500.00	Pass
11n (HT40)	CH159	36.15	500.00	Pass
11ac (VHT20)	CH149	17.65	500.00	Pass
11ac (VHT20)	CH157	17.05	500.00	Pass
11ac (VHT20)	CH165	17.60	500.00	Pass
11ac (VHT40)	CH151	36.40	500.00	Pass
11ac (VHT40)	CH159	36.40	500.00	Pass
11ac (VHT80)	CH155	76.35	500.00	Pass
11ax (HE20) (SU)	CH149	18.45	500.00	Pass
11ax (HE20) (SU)	CH157	18.35	500.00	Pass
11ax (HE20) (SU)	CH165	18.45	500.00	Pass
11ax (HE40) (SU)	CH151	37.75	500.00	Pass
11ax (HE40) (SU)	CH159	37.50	500.00	Pass
11ax (HE80) (SU)	CH155	77.90	500.00	Pass

A.4 Power Spectral Density

Note: Test plots please refer to the document “Annex No.: BL-SZ2410372-604 Data Part 3.pdf”.

Test Data

SISO-Antenna 1

U-NII-1 (5150 - 5250 MHz)				
Mode	Channel	PSD (dBm/MHz)	Limit (dBm/MHz)	Verdict
11a	CH36	6.75	11.00	Pass
11a	CH44	6.71	11.00	Pass
11a	CH48	6.34	11.00	Pass
11n (HT20)	CH36	6.17	11.00	Pass
11n (HT20)	CH44	6.47	11.00	Pass
11n (HT20)	CH48	6.59	11.00	Pass
11n (HT40)	CH38	0.18	11.00	Pass
11n (HT40)	CH46	0.24	11.00	Pass
11ac (VHT20)	CH36	4.52	11.00	Pass
11ac (VHT20)	CH44	4.40	11.00	Pass
11ac (VHT20)	CH48	4.20	11.00	Pass
11ac (VHT40)	CH38	-2.82	11.00	Pass
11ac (VHT40)	CH46	-2.71	11.00	Pass
11ac (VHT80)	CH42	-5.80	11.00	Pass
11ax (HE20) (SU)	CH36	2.07	11.00	Pass
11ax (HE20) (SU)	CH44	2.22	11.00	Pass
11ax (HE20) (SU)	CH48	2.22	11.00	Pass
11ax (HE40) (SU)	CH38	-3.82	11.00	Pass
11ax (HE40) (SU)	CH46	-3.87	11.00	Pass
11ax (HE80) (SU)	CH42	-6.76	11.00	Pass

U-NII-1 (5150 - 5250 MHz)					
Mode	Channel	RU Config	PSD (dBm/MHz)	Limit (dBm/MHz)	Verdict
11ax (HE20) (RU)	CH36	26	8.67	11.00	Pass
		52	7.08	11.00	Pass
		106	3.60	11.00	Pass
	CH44	26	8.87	11.00	Pass
		52	6.64	11.00	Pass
		106	3.88	11.00	Pass
	CH48	26	8.63	11.00	Pass
		52	7.22	11.00	Pass
		106	3.89	11.00	Pass
11ax (HE40) (RU)	CH38	26	7.86	11.00	Pass
		52	4.73	11.00	Pass
		106	1.43	11.00	Pass
		242	-1.35	11.00	Pass
	CH46	26	8.32	11.00	Pass
		52	5.12	11.00	Pass
		106	1.89	11.00	Pass
		242	-1.34	11.00	Pass
11ax (HE80) (RU)	CH42	26	7.44	11.00	Pass
		52	5.11	11.00	Pass
		106	1.41	11.00	Pass
		242	-1.42	11.00	Pass
		484	-3.94	11.00	Pass

U-NII-3 (5725 - 5850 MHz)				
Mode	Channel	PSD (dBm/500kHz)	Limit (dBm/500kHz)	Verdict
11a	CH149	2.62	30.00	Pass
11a	CH157	2.22	30.00	Pass
11a	CH165	2.29	30.00	Pass
11n (HT20)	CH149	1.17	30.00	Pass
11n (HT20)	CH157	1.26	30.00	Pass
11n (HT20)	CH165	1.19	30.00	Pass
11n (HT40)	CH151	-2.62	30.00	Pass
11n (HT40)	CH159	-2.88	30.00	Pass
11ac (VHT20)	CH149	-0.30	30.00	Pass
11ac (VHT20)	CH157	-0.87	30.00	Pass
11ac (VHT20)	CH165	-0.70	30.00	Pass
11ac (VHT40)	CH151	-7.18	30.00	Pass
11ac (VHT40)	CH159	7.28	30.00	Pass
11ac (VHT80)	CH155	-10.23	30.00	Pass
11ax (HE20) (SU)	CH149	-1.68	30.00	Pass
11ax (HE20) (SU)	CH157	-1.86	30.00	Pass
11ax (HE20) (SU)	CH165	-1.49	30.00	Pass
11ax (HE40) (SU)	CH151	-7.17	30.00	Pass
11ax (HE40) (SU)	CH159	-6.94	30.00	Pass
11ax (HE80) (SU)	CH155	-10.03	30.00	Pass

U-NII-3 (5725 - 5850 MHz)					
Mode	Channel	RU Config	PSD (dBm/500kHz)	Limit (dBm/500kHz)	Verdict
11ax (HE20) (RU)	CH149	26	7.28	30.00	Pass
		52	4.15	30.00	Pass
		106	0.99	30.00	Pass
	CH157	26	7.01	30.00	Pass
		52	4.11	30.00	Pass
		106	1.37	30.00	Pass
	CH165	26	6.85	30.00	Pass
		52	4.38	30.00	Pass
		106	1.20	30.00	Pass
11ax (HE40) (RU)	CH151	26	5.59	30.00	Pass
		52	2.28	30.00	Pass
		106	-0.71	30.00	Pass
		242	-4.61	30.00	Pass
	CH159	26	5.14	30.00	Pass
		52	2.09	30.00	Pass
		106	-0.88	30.00	Pass
		242	-4.06	30.00	Pass
11ax (HE80) (RU)	CH155	26	5.34	30.00	Pass
		52	2.07	30.00	Pass
		106	-1.02	30.00	Pass
		242	-4.24	30.00	Pass
		484	-6.13	30.00	Pass

SISO-Antenna 2

U-NII-1 (5150 - 5250 MHz)				
Mode	Channel	PSD (dBm/MHz)	Limit (dBm/MHz)	Verdict
11a	CH36	6.65	11.00	Pass
11a	CH44	6.17	11.00	Pass
11a	CH48	6.46	11.00	Pass
11n (HT20)	CH36	6.34	11.00	Pass
11n (HT20)	CH44	5.94	11.00	Pass
11n (HT20)	CH48	5.99	11.00	Pass
11n (HT40)	CH38	-1.94	11.00	Pass
11n (HT40)	CH46	0.77	11.00	Pass
11ac (VHT20)	CH36	4.24	11.00	Pass
11ac (VHT20)	CH44	3.94	11.00	Pass
11ac (VHT20)	CH48	4.32	11.00	Pass
11ac (VHT40)	CH38	-2.93	11.00	Pass
11ac (VHT40)	CH46	-3.23	11.00	Pass
11ac (VHT80)	CH42	-6.08	11.00	Pass
11ax (HE20) (SU)	CH36	2.36	11.00	Pass
11ax (HE20) (SU)	CH44	2.52	11.00	Pass
11ax (HE20) (SU)	CH48	1.92	11.00	Pass
11ax (HE40) (SU)	CH38	-3.57	11.00	Pass
11ax (HE40) (SU)	CH46	-3.86	11.00	Pass
11ax (HE80) (SU)	CH42	-7.28	11.00	Pass

U-NII-1 (5150 - 5250 MHz)					
Mode	Channel	RU Config	PSD (dBm/MHz)	Limit (dBm/MHz)	Verdict
11ax (HE20) (RU)	CH36	26	9.68	11.00	Pass
		52	6.82	11.00	Pass
		106	3.69	11.00	Pass
	CH44	26	9.60	11.00	Pass
		52	7.18	11.00	Pass
		106	3.84	11.00	Pass
	CH48	26	9.97	11.00	Pass
		52	7.10	11.00	Pass
		106	3.72	11.00	Pass
11ax (HE40) (RU)	CH38	26	7.67	11.00	Pass
		52	4.96	11.00	Pass
		106	1.68	11.00	Pass
		242	-1.57	11.00	Pass
	CH46	26	7.90	11.00	Pass
		52	5.08	11.00	Pass
		106	1.79	11.00	Pass
		242	-1.54	11.00	Pass
11ax (HE80) (RU)	CH42	26	7.77	11.00	Pass
		52	4.78	11.00	Pass
		106	1.72	11.00	Pass
		242	-1.48	11.00	Pass
		484	-3.67	11.00	Pass

U-NII-3 (5725 - 5850 MHz)				
Mode	Channel	PSD (dBm/500kHz)	Limit (dBm/500kHz)	Verdict
11a	CH149	2.85	30.00	Pass
11a	CH157	2.54	30.00	Pass
11a	CH165	2.86	30.00	Pass
11n (HT20)	CH149	1.40	30.00	Pass
11n (HT20)	CH157	0.65	30.00	Pass
11n (HT20)	CH165	0.94	30.00	Pass
11n (HT40)	CH151	-3.05	30.00	Pass
11n (HT40)	CH159	-3.21	30.00	Pass
11ac (VHT20)	CH149	-0.78	30.00	Pass
11ac (VHT20)	CH157	-0.62	30.00	Pass
11ac (VHT20)	CH165	-0.82	30.00	Pass
11ac (VHT40)	CH151	-7.07	30.00	Pass
11ac (VHT40)	CH159	-7.26	30.00	Pass
11ac (VHT80)	CH155	-9.82	30.00	Pass
11ax (HE20) (SU)	CH149	-2.19	30.00	Pass
11ax (HE20) (SU)	CH157	-2.42	30.00	Pass
11ax (HE20) (SU)	CH165	-2.09	30.00	Pass
11ax (HE40) (SU)	CH151	-7.27	30.00	Pass
11ax (HE40) (SU)	CH159	-6.84	30.00	Pass
11ax (HE80) (SU)	CH155	-9.95	30.00	Pass

U-NII-3 (5725 - 5850 MHz)					
Mode	Channel	RU Config	PSD (dBm/500kHz)	Limit (dBm/500kHz)	Verdict
11ax (HE20) (RU)	CH149	26	6.84	30.00	Pass
		52	4.16	30.00	Pass
		106	1.06	30.00	Pass
	CH157	26	6.83	30.00	Pass
		52	4.25	30.00	Pass
		106	1.06	30.00	Pass
	CH165	26	7.02	30.00	Pass
		52	4.60	30.00	Pass
		106	1.07	30.00	Pass
11ax (HE40) (RU)	CH151	26	5.40	30.00	Pass
		52	2.42	30.00	Pass
		106	-0.96	30.00	Pass
		242	-4.28	30.00	Pass
	CH159	26	5.25	30.00	Pass
		52	2.15	30.00	Pass
		106	-1.02	30.00	Pass
		242	-4.40	30.00	Pass
11ax (HE80) (RU)	CH155	26	4.88	30.00	Pass
		52	1.90	30.00	Pass
		106	-0.78	30.00	Pass
		242	-3.93	30.00	Pass
		484	-6.26	30.00	Pass

MIMO-Antenna 1

U-NII-1 (5150 - 5250 MHz)				
Mode	Channel	PSD (dBm/MHz)	Limit (dBm/MHz)	Verdict
11a	CH36	3.63	11.00	Pass
11a	CH44	3.62	11.00	Pass
11a	CH48	3.84	11.00	Pass
11n (HT20)	CH36	3.35	11.00	Pass
11n (HT20)	CH44	3.37	11.00	Pass
11n (HT20)	CH48	3.51	11.00	Pass
11n (HT40)	CH38	-2.95	11.00	Pass
11n (HT40)	CH46	-2.67	11.00	Pass
11ac (VHT20)	CH36	1.36	11.00	Pass
11ac (VHT20)	CH44	1.38	11.00	Pass
11ac (VHT20)	CH48	1.32	11.00	Pass
11ac (VHT40)	CH38	-6.47	11.00	Pass
11ac (VHT40)	CH46	-6.76	11.00	Pass
11ac (VHT80)	CH42	-9.97	11.00	Pass
11ax (HE20) (SU)	CH36	-0.72	11.00	Pass
11ax (HE20) (SU)	CH44	-0.62	11.00	Pass
11ax (HE20) (SU)	CH48	-0.58	11.00	Pass
11ax (HE40) (SU)	CH38	-6.88	11.00	Pass
11ax (HE40) (SU)	CH46	-7.12	11.00	Pass
11ax (HE80) (SU)	CH42	-10.46	11.00	Pass

U-NII-1 (5150 - 5250 MHz)					
Mode	Channel	RU Config	PSD (dBm/MHz)	Limit (dBm/MHz)	Verdict
11ax (HE20) (RU)	CH36	26	6.42	11.00	Pass
		52	4.16	11.00	Pass
		106	0.73	11.00	Pass
	CH44	26	6.84	11.00	Pass
		52	4.18	11.00	Pass
		106	0.82	11.00	Pass
	CH48	26	6.99	11.00	Pass
		52	3.73	11.00	Pass
		106	0.66	11.00	Pass
11ax (HE40) (RU)	CH38	26	4.78	11.00	Pass
		52	2.04	11.00	Pass
		106	-1.21	11.00	Pass
		242	-4.50	11.00	Pass
	CH46	26	4.85	11.00	Pass
		52	2.15	11.00	Pass
		106	-1.33	11.00	Pass
		242	-4.51	11.00	Pass
11ax (HE80) (RU)	CH42	26	4.87	11.00	Pass
		52	1.73	11.00	Pass
		106	-1.27	11.00	Pass
		242	-3.93	11.00	Pass
		484	-7.23	11.00	Pass

U-NII-3 (5725 - 5850 MHz)				
Mode	Channel	PSD (dBm/500kHz)	Limit (dBm/500kHz)	Verdict
11a	CH149	-0.15	30.00	Pass
11a	CH157	-0.66	30.00	Pass
11a	CH165	-0.43	30.00	Pass
11n (HT20)	CH149	-1.56	30.00	Pass
11n (HT20)	CH157	-1.55	30.00	Pass
11n (HT20)	CH165	-1.44	30.00	Pass
11n (HT40)	CH151	-5.83	30.00	Pass
11n (HT40)	CH159	-5.97	30.00	Pass
11ac (VHT20)	CH149	-3.50	30.00	Pass
11ac (VHT20)	CH157	-3.90	30.00	Pass
11ac (VHT20)	CH165	-3.77	30.00	Pass
11ac (VHT40)	CH151	-10.03	30.00	Pass
11ac (VHT40)	CH159	-10.15	30.00	Pass
11ac (VHT80)	CH155	-13.17	30.00	Pass
11ax (HE20) (SU)	CH149	-4.58	30.00	Pass
11ax (HE20) (SU)	CH157	-4.81	30.00	Pass
11ax (HE20) (SU)	CH165	-4.64	30.00	Pass
11ax (HE40) (SU)	CH151	-9.83	30.00	Pass
11ax (HE40) (SU)	CH159	-10.09	30.00	Pass
11ax (HE80) (SU)	CH155	-13.05	30.00	Pass

U-NII-3 (5725 - 5850 MHz)					
Mode	Channel	RU Config	PSD (dBm/500kHz)	Limit (dBm/500kHz)	Verdict
11ax (HE20) (RU)	CH149	26	4.16	30.00	Pass
		52	1.28	30.00	Pass
		106	-1.91	30.00	Pass
	CH157	26	4.17	30.00	Pass
		52	1.00	30.00	Pass
		106	-2.21	30.00	Pass
	CH165	26	3.73	30.00	Pass
		52	1.36	30.00	Pass
		106	-2.03	30.00	Pass
11ax (HE40) (RU)	CH151	26	2.67	30.00	Pass
		52	-1.20	30.00	Pass
		106	-3.64	30.00	Pass
		242	-7.14	30.00	Pass
	CH159	26	2.31	30.00	Pass
		52	-0.55	30.00	Pass
		106	-3.60	30.00	Pass
		242	-7.32	30.00	Pass
11ax (HE80) (RU)	CH155	26	2.69	30.00	Pass
		52	-0.91	30.00	Pass
		106	-3.99	30.00	Pass
		242	-7.14	30.00	Pass
		484	-8.84	30.00	Pass

MIMO-Antenna 2

U-NII-1 (5150 - 5250 MHz)				
Mode	Channel	PSD (dBm/MHz)	Limit (dBm/MHz)	Verdict
11a	CH36	2.92	11.00	Pass
11a	CH44	2.82	11.00	Pass
11a	CH48	2.88	11.00	Pass
11n (HT20)	CH36	2.78	11.00	Pass
11n (HT20)	CH44	2.49	11.00	Pass
11n (HT20)	CH48	2.15	11.00	Pass
11n (HT40)	CH38	-2.75	11.00	Pass
11n (HT40)	CH46	-3.11	11.00	Pass
11ac (VHT20)	CH36	0.82	11.00	Pass
11ac (VHT20)	CH44	0.45	11.00	Pass
11ac (VHT20)	CH48	0.24	11.00	Pass
11ac (VHT40)	CH38	-6.60	11.00	Pass
11ac (VHT40)	CH46	-6.31	11.00	Pass
11ac (VHT80)	CH42	-10.01	11.00	Pass
11ax (HE20) (SU)	CH36	-1.05	11.00	Pass
11ax (HE20) (SU)	CH44	-1.31	11.00	Pass
11ax (HE20) (SU)	CH48	-1.47	11.00	Pass
11ax (HE40) (SU)	CH38	-7.70	11.00	Pass
11ax (HE40) (SU)	CH46	-7.59	11.00	Pass
11ax (HE80) (SU)	CH42	-10.48	11.00	Pass

U-NII-1 (5150 - 5250 MHz)					
Mode	Channel	RU Config	PSD (dBm/MHz)	Limit (dBm/MHz)	Verdict
11ax (HE20) (RU)	CH36	26	6.45	11.00	Pass
		52	3.72	11.00	Pass
		106	0.70	11.00	Pass
	CH44	26	6.44	11.00	Pass
		52	3.99	11.00	Pass
		106	0.60	11.00	Pass
	CH48	26	6.74	11.00	Pass
		52	4.12	11.00	Pass
		106	1.09	11.00	Pass
11ax (HE40) (RU)	CH38	26	4.82	11.00	Pass
		52	1.73	11.00	Pass
		106	-1.35	11.00	Pass
		242	-4.55	11.00	Pass
	CH46	26	5.16	11.00	Pass
		52	2.04	11.00	Pass
		106	-1.00	11.00	Pass
		242	-4.78	11.00	Pass
11ax (HE80) (RU)	CH42	26	4.73	11.00	Pass
		52	1.96	11.00	Pass
		106	-0.89	11.00	Pass
		242	-4.38	11.00	Pass
		484	-6.86	11.00	Pass

U-NII-3 (5725 - 5850 MHz)				
Mode	Channel	PSD (dBm/500kHz)	Limit (dBm/500kHz)	Verdict
11a	CH149	-0.68	30.00	Pass
11a	CH157	-0.95	30.00	Pass
11a	CH165	-0.15	30.00	Pass
11n (HT20)	CH149	-1.56	30.00	Pass
11n (HT20)	CH157	-2.13	30.00	Pass
11n (HT20)	CH165	-1.69	30.00	Pass
11n (HT40)	CH151	-6.09	30.00	Pass
11n (HT40)	CH159	-6.35	30.00	Pass
11ac (VHT20)	CH149	-3.92	30.00	Pass
11ac (VHT20)	CH157	-4.11	30.00	Pass
11ac (VHT20)	CH165	-3.58	30.00	Pass
11ac (VHT40)	CH151	-10.21	30.00	Pass
11ac (VHT40)	CH159	-10.16	30.00	Pass
11ac (VHT80)	CH155	-13.22	30.00	Pass
11ax (HE20) (SU)	CH149	-5.10	30.00	Pass
11ax (HE20) (SU)	CH157	-5.32	30.00	Pass
11ax (HE20) (SU)	CH165	-4.86	30.00	Pass
11ax (HE40) (SU)	CH151	-10.26	30.00	Pass
11ax (HE40) (SU)	CH159	-10.36	30.00	Pass
11ax (HE80) (SU)	CH155	-12.73	30.00	Pass

U-NII-3 (5725 - 5850 MHz)					
Mode	Channel	RU Config	PSD (dBm/500kHz)	Limit (dBm/500kHz)	Verdict
11ax (HE20) (RU)	CH149	26	3.75	30.00	Pass
		52	0.93	30.00	Pass
		106	-1.93	30.00	Pass
	CH157	26	4.09	30.00	Pass
		52	0.82	30.00	Pass
		106	-1.89	30.00	Pass
	CH165	26	3.53	30.00	Pass
		52	1.15	30.00	Pass
		106	-2.03	30.00	Pass
11ax (HE40) (RU)	CH151	26	2.74	30.00	Pass
		52	-0.43	30.00	Pass
		106	-4.18	30.00	Pass
		242	-7.39	30.00	Pass
	CH159	26	2.41	30.00	Pass
		52	-0.84	30.00	Pass
		106	-3.76	30.00	Pass
		242	-7.10	30.00	Pass
11ax (HE80) (RU)	CH155	26	2.59	30.00	Pass
		52	-0.65	30.00	Pass
		106	-4.01	30.00	Pass
		242	-7.15	30.00	Pass
		484	-9.33	30.00	Pass

MIMO

U-NII-1 (5150 - 5250 MHz)				
Mode	Channel	PSD (dBm/MHz)	Limit (dBm/MHz)	Verdict
11a	CH36	6.30	11.00	Pass
11a	CH44	6.25	11.00	Pass
11a	CH48	6.39	11.00	Pass
11n (HT20)	CH36	6.08	11.00	Pass
11n (HT20)	CH44	5.97	11.00	Pass
11n (HT20)	CH48	5.89	11.00	Pass
11n (HT40)	CH38	0.16	11.00	Pass
11n (HT40)	CH46	0.13	11.00	Pass
11ac (VHT20)	CH36	4.11	11.00	Pass
11ac (VHT20)	CH44	3.95	11.00	Pass
11ac (VHT20)	CH48	3.82	11.00	Pass
11ac (VHT40)	CH38	-3.52	11.00	Pass
11ac (VHT40)	CH46	-3.52	11.00	Pass
11ac (VHT80)	CH42	-6.98	11.00	Pass
11ax (HE20) (SU)	CH36	2.13	11.00	Pass
11ax (HE20) (SU)	CH44	2.06	11.00	Pass
11ax (HE20) (SU)	CH48	2.01	11.00	Pass
11ax (HE40) (SU)	CH38	-4.26	11.00	Pass
11ax (HE40) (SU)	CH46	-4.34	11.00	Pass
11ax (HE80) (SU)	CH42	-7.46	11.00	Pass

U-NII-1 (5150 - 5250 MHz)					
Mode	Channel	RU Config	PSD (dBm/MHz)	Limit (dBm/MHz)	Verdict
11ax (HE20) (RU)	CH36	26	9.44	11.00	Pass
		52	6.95	11.00	Pass
		106	3.73	11.00	Pass
	CH44	26	9.65	11.00	Pass
		52	7.10	11.00	Pass
		106	3.73	11.00	Pass
	CH48	26	9.87	11.00	Pass
		52	6.94	11.00	Pass
		106	3.89	11.00	Pass
11ax (HE40) (RU)	CH38	26	7.81	11.00	Pass
		52	4.90	11.00	Pass
		106	1.73	11.00	Pass
		242	-1.52	11.00	Pass
	CH46	26	8.02	11.00	Pass
		52	5.10	11.00	Pass
		106	1.85	11.00	Pass
		242	-1.63	11.00	Pass
11ax (HE80) (RU)	CH42	26	7.81	11.00	Pass
		52	4.86	11.00	Pass
		106	1.94	11.00	Pass
		242	-1.14	11.00	Pass
		484	-4.03	11.00	Pass

U-NII-3 (5725 - 5850 MHz)				
Mode	Channel	PSD (dBm/500kHz)	Limit (dBm/500kHz)	Verdict
11a	CH149	2.60	30.00	Pass
11a	CH157	2.21	30.00	Pass
11a	CH165	2.73	30.00	Pass
11n (HT20)	CH149	1.45	30.00	Pass
11n (HT20)	CH157	1.18	30.00	Pass
11n (HT20)	CH165	1.45	30.00	Pass
11n (HT40)	CH151	-2.95	30.00	Pass
11n (HT40)	CH159	-3.14	30.00	Pass
11ac (VHT20)	CH149	-0.70	30.00	Pass
11ac (VHT20)	CH157	-0.99	30.00	Pass
11ac (VHT20)	CH165	-0.67	30.00	Pass
11ac (VHT40)	CH151	-7.11	30.00	Pass
11ac (VHT40)	CH159	-7.15	30.00	Pass
11ac (VHT80)	CH155	-10.18	30.00	Pass
11ax (HE20) (SU)	CH149	-1.82	30.00	Pass
11ax (HE20) (SU)	CH157	-2.05	30.00	Pass
11ax (HE20) (SU)	CH165	-1.74	30.00	Pass
11ax (HE40) (SU)	CH151	-7.03	30.00	Pass
11ax (HE40) (SU)	CH159	-7.22	30.00	Pass
11ax (HE80) (SU)	CH155	-9.88	30.00	Pass

U-NII-3 (5725 - 5850 MHz)					
Mode	Channel	RU Config	PSD (dBm/500kHz)	Limit (dBm/500kHz)	Verdict
11ax (HE20) (RU)	CH149	26	6.97	30.00	Pass
		52	4.12	30.00	Pass
		106	1.09	30.00	Pass
	CH157	26	7.14	30.00	Pass
		52	3.92	30.00	Pass
		106	0.96	30.00	Pass
	CH165	26	6.64	30.00	Pass
		52	4.27	30.00	Pass
		106	0.98	30.00	Pass
11ax (HE40) (RU)	CH151	26	5.71	30.00	Pass
		52	2.21	30.00	Pass
		106	-0.89	30.00	Pass
		242	-4.25	30.00	Pass
	CH159	26	5.37	30.00	Pass
		52	2.32	30.00	Pass
		106	-0.67	30.00	Pass
		242	-4.20	30.00	Pass
11ax (HE80) (RU)	CH155	26	5.65	30.00	Pass
		52	2.23	30.00	Pass
		106	-0.99	30.00	Pass
		242	-4.14	30.00	Pass
		484	-6.06	30.00	Pass

A.5 Conducted Emissions

Note [1]: The EUT is working in the Normal link mode. All modes have been tested and normal link mode is worst.

Note [2]: Devices subject to Part 15 must be tested for all available U.S. voltages and frequencies (such as a nominal 120 VAC, 60 Hz and 240 VAC, 50 Hz) for which the device is capable of operation. So, The configuration 120 VAC, 60 Hz and 240 VAC, 50 Hz were tested respectively, but only the worst configuration (120 VAC, 60 Hz) shown here.

Note [3]: Results (dBuV) = Original reading level of Spectrum Analyzer (dBuV) + Factor (dB)

Test Data and Plots

PHASE L

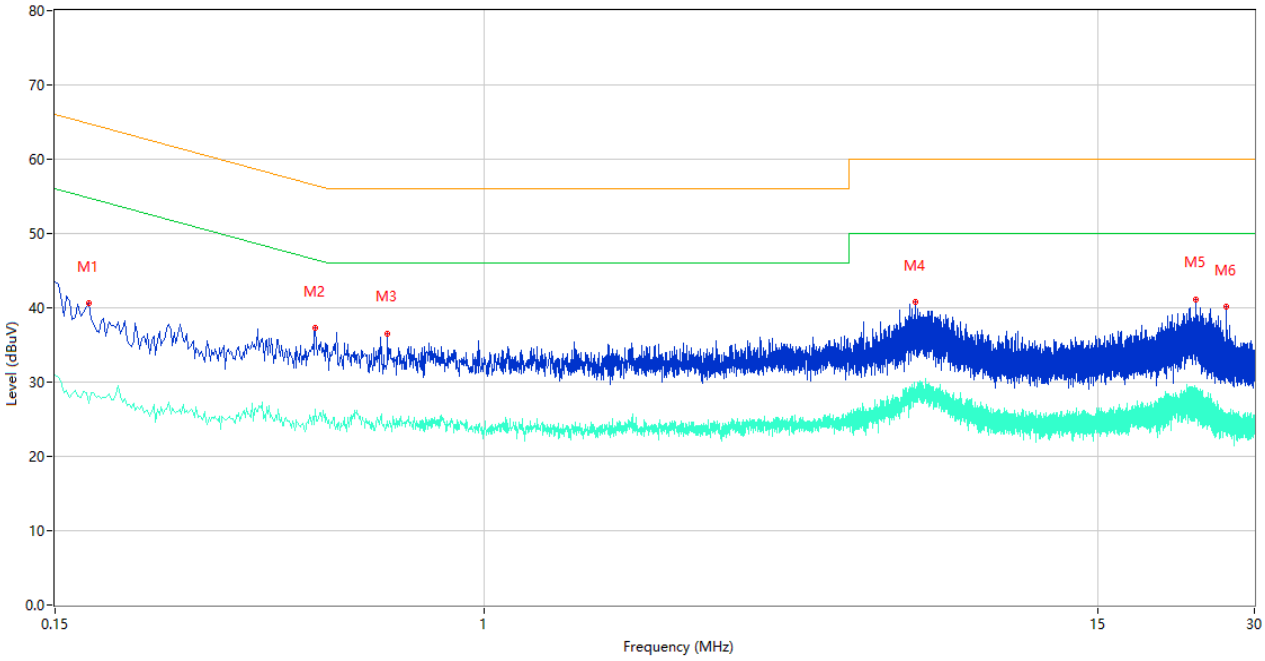

No.	Frequency (MHz)	Results (dBuV)	Factor (dB)	Limit (dBuV)	Margin (dB)	Detector	Line	Verdict
1	0.174	40.63	9.78	64.77	24.14	Peak	L	Pass
1**	0.174	27.08	9.78	54.77	27.69	AV	L	Pass
2	0.474	37.24	10.00	56.44	19.20	Peak	L	Pass
2**	0.474	26.34	10.00	46.44	20.10	AV	L	Pass
3	0.652	36.54	10.23	56.00	19.46	Peak	L	Pass
3**	0.652	24.80	10.23	46.00	21.20	AV	L	Pass
4	6.698	40.77	10.45	60.00	19.23	Peak	L	Pass
4**	6.698	28.73	10.45	50.00	21.27	AV	L	Pass
5	23.198	41.11	10.95	60.00	18.89	Peak	L	Pass
5**	23.198	28.06	10.95	50.00	21.94	AV	L	Pass
6	26.438	40.09	10.66	60.00	19.91	Peak	L	Pass
6**	26.438	24.97	10.66	50.00	25.03	AV	L	Pass

PHASE N

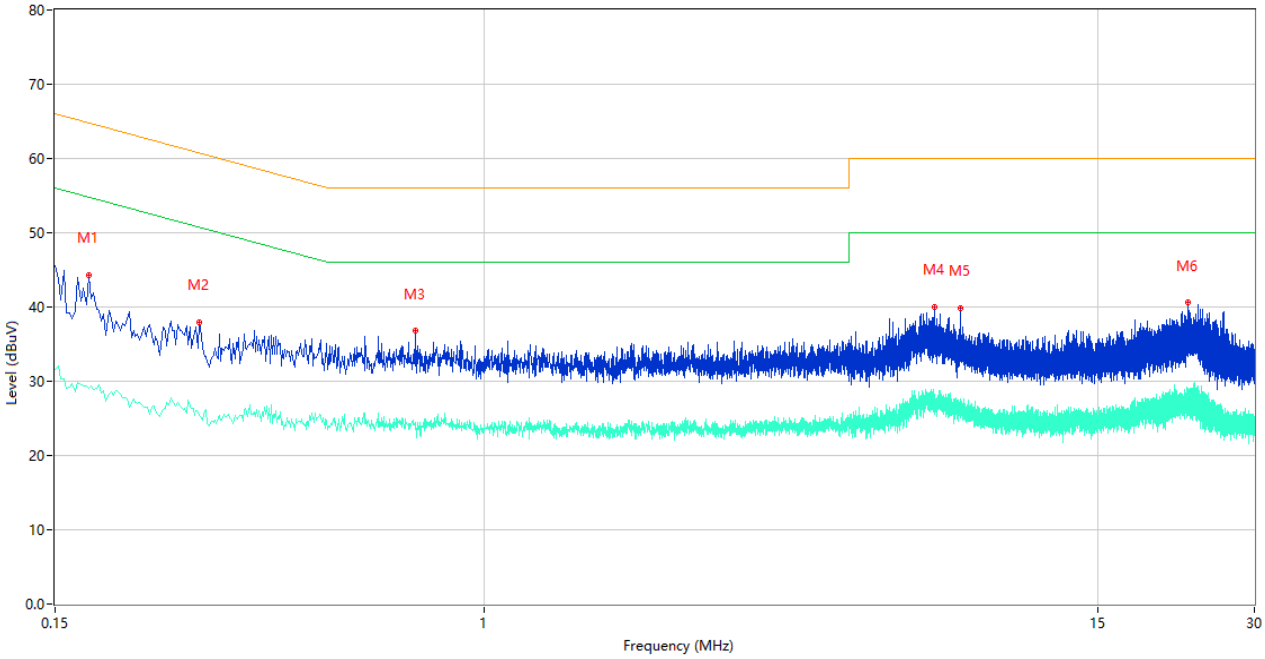

No.	Frequency (MHz)	Results (dBuV)	Factor (dB)	Limit (dBuV)	Margin (dB)	Detector	Line	Verdict
1	0.174	44.33	9.78	64.77	20.44	Peak	N	Pass
1**	0.174	29.08	9.78	54.77	25.69	AV	N	Pass
2	0.284	38.01	9.76	60.70	22.69	Peak	N	Pass
2**	0.284	25.37	9.76	50.70	25.33	AV	N	Pass
3	0.738	36.82	10.28	56.00	19.18	Peak	N	Pass
3**	0.738	24.40	10.28	46.00	21.60	AV	N	Pass
4	7.292	40.00	10.19	60.00	20.00	Peak	N	Pass
4**	7.292	26.83	10.19	50.00	23.17	AV	N	Pass
5	8.198	39.91	10.35	60.00	20.09	Peak	N	Pass
5**	8.198	27.60	10.35	50.00	22.40	AV	N	Pass
6	22.380	40.62	11.04	60.00	19.38	Peak	N	Pass
6**	22.380	26.94	11.04	50.00	23.06	AV	N	Pass

A.6 Radiated Spurious Emissions and Band Edge (Restricted-band)

Note [1]: The symbol of "--" in the table which means not application.

Note [2]: For the test data above 1 GHz，According the ANSI C63.4, where limits are specified for both average and peak (or quasi-peak) detector functions, if the peak (or quasi-peak) measured value complies with the average limit, it is unnecessary to perform an average measurement.

Note [3]: The low frequency, which started from 9 kHz to 30 MHz, was pre-scanned and the result which was 20 dB lower than the limit line per 15.31(o) was not reported.

Note [4]: The EUT is working in the Normal link mode below 1 GHz. All modes have been tested and normal link mode is worst.

Note [5]: For Multiple transmitter output, the quantity *10 log (NANT)* dB is added to each spectrum value before comparing to the emission limit. When testing out-of-band and spurious emissions against relative emission limits, tests may be performed on each output individually without summing or adding *10 log(NANT)* if the measurements are made relative to the in-band emissions on the individual outputs.

Test Data and Plots

30 MHz to 1 GHz, ANT H

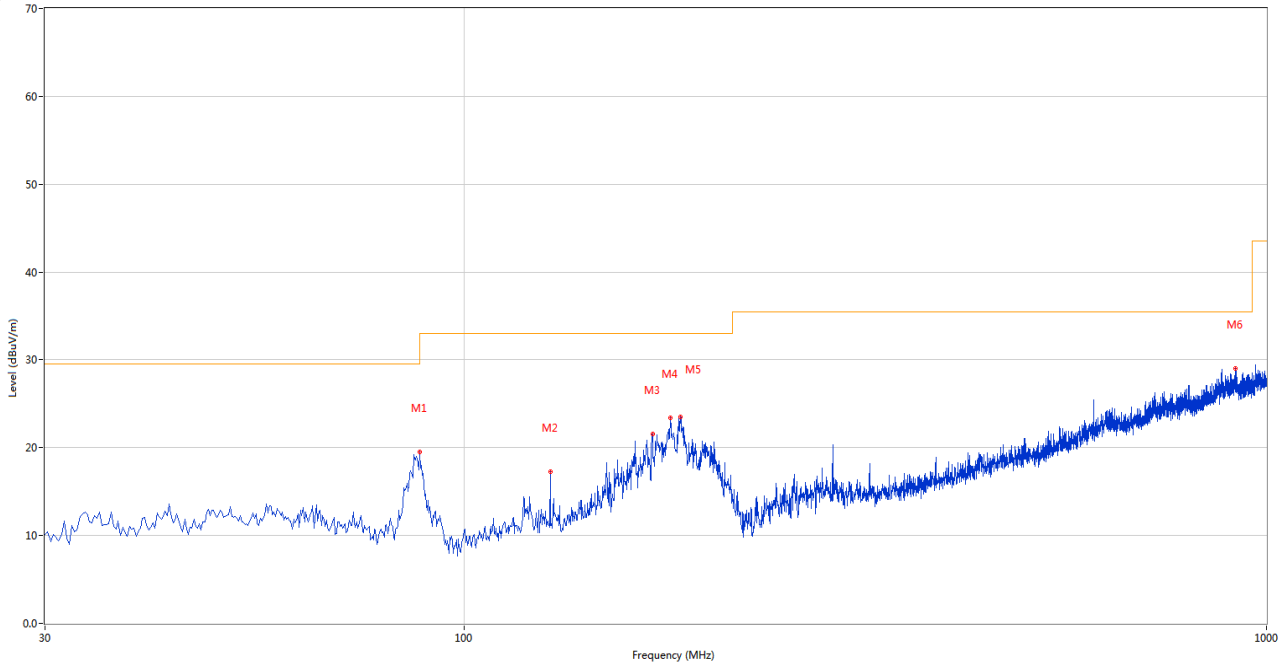

No.	Frequency (MHz)	Results (dBuV/m)	Factor (dB)	Limit (dBuV/m)	Margin (dB)	Detector	Table (Degree)	Height (cm)	Antenna	Verdict
1	87.943	19.52	-31.73	29.5	9.98	Peak	31.00	200	Horizontal	Pass
2	127.946	17.23	-27.49	33.0	15.77	Peak	291.00	200	Horizontal	Pass
3	171.585	21.61	-26.17	33.0	11.39	Peak	275.00	200	Horizontal	Pass
4	180.555	23.42	-27.44	33.0	9.58	Peak	302.00	200	Horizontal	Pass
5	185.889	23.51	-27.93	33.0	9.49	Peak	117.00	200	Horizontal	Pass
6	914.176	29.06	-10.60	35.5	6.44	Peak	52.00	200	Horizontal	Pass

30 MHz to 1 GHz, ANT V

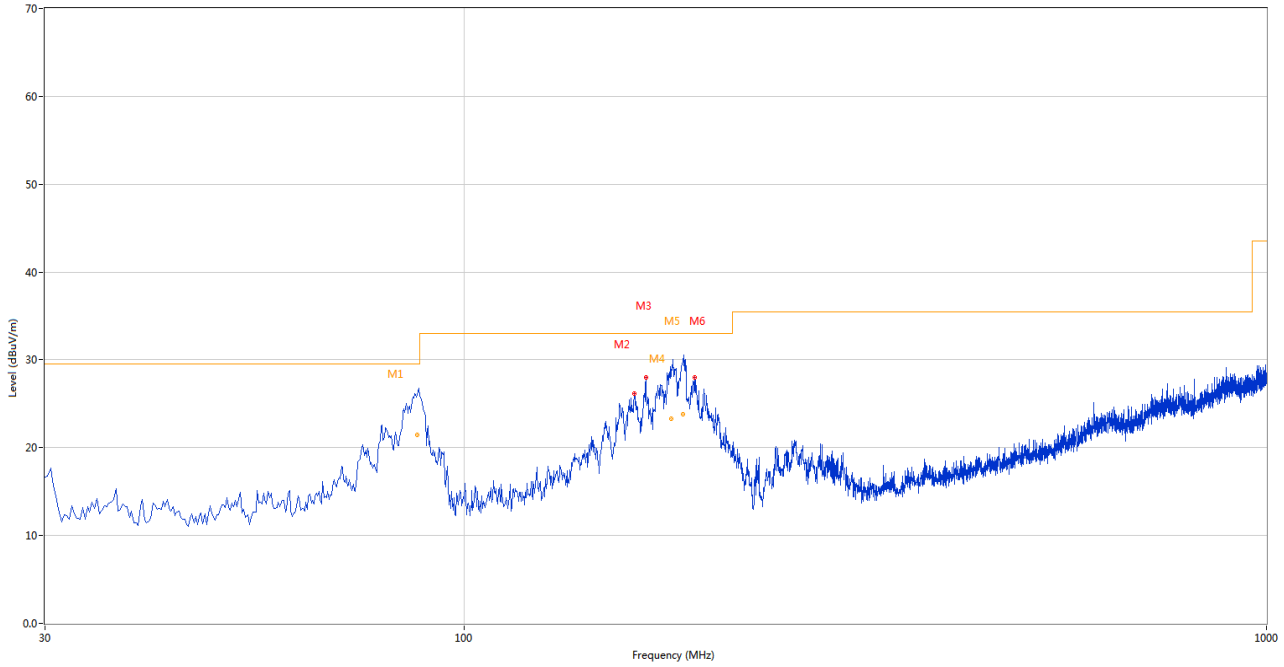

No.	Frequency (MHz)	Results (dBuV/m)	Factor (dB)	Limit (dBuV/m)	Margin (dB)	Detector	Table (Degree)	Height (cm)	Antenna	Verdict
1	87.364	26.18	-31.75	29.5	3.32	Peak	129.00	138	Vertical	N/A
1*	87.364	21.47	-31.75	29.5	8.03	QP	129.00	138	Vertical	Pass
2	162.857	26.17	-25.90	33.0	6.83	Peak	188.00	100	Vertical	Pass
3	168.433	28.00	-26.00	33.0	5.00	Peak	172.00	100	Vertical	Pass
4	181.273	27.03	-27.52	33.0	5.97	Peak	210.00	112	Vertical	N/A
4*	181.273	23.29	-27.52	33.0	9.71	QP	210.00	112	Vertical	Pass
5	187.353	28.50	-28.07	33.0	4.50	Peak	215.00	100	Vertical	N/A
5*	187.353	23.86	-28.07	33.0	9.14	QP	215.00	100	Vertical	Pass
6	193.889	28.02	-28.76	33.0	4.98	Peak	188.00	100	Vertical	Pass

Note: The spurious above 18G is noise only, do not show on the report.

SISO-Antenna 1

11a, U-NII-1, 1 GHz to 18 GHz, Low Channel, ANT H

No.	Frequency (MHz)	Results (dBuV/m)	Factor (dB)	Limit (dBuV/m)	Margin (dB)	Detector	Table (Degree)	Height (cm)	Antenna	Verdict
1	1624.700	47.86	-17.10	74.0	26.14	Peak	20.00	100	Horizontal	Pass
1**	1624.700	31.03	-17.10	54.0	22.97	AV	20.00	100	Horizontal	Pass
2	4378.600	50.19	-3.40	74.0	23.81	Peak	171.00	200	Horizontal	Pass
2**	4378.600	41.74	-3.40	54.0	12.26	AV	171.00	200	Horizontal	Pass
3	5182.800	105.80	-2.55	--	--	Peak	246.00	100	Horizontal	N/A
3**	5182.800	97.95	-2.55	--	--	AV	246.00	100	Horizontal	N/A
4	7339.537	49.48	-2.93	74.0	24.52	Peak	238.00	200	Horizontal	Pass
4**	7339.537	41.26	-2.93	54.0	12.74	AV	238.00	200	Horizontal	Pass
5	12277.925	53.57	1.73	74.0	20.43	Peak	0.00	100	Horizontal	Pass
5**	12277.925	44.59	1.73	54.0	9.41	AV	0.00	100	Horizontal	Pass
6	16091.625	56.11	1.40	74.0	17.89	Peak	19.00	200	Horizontal	Pass
6**	16091.625	47.37	1.40	54.0	6.63	AV	19.00	200	Horizontal	Pass

11a, U-NII-1, 1 GHz to 18 GHz, Low Channel, ANT V

No.	Frequency (MHz)	Results (dBuV/m)	Factor (dB)	Limit (dBuV/m)	Margin (dB)	Detector	Table (Degree)	Height (cm)	Antenna	Verdict
1	1599.500	39.55	-17.48	74.0	34.45	Peak	94.00	100	Vertical	Pass
1**	1599.500	30.29	-17.48	54.0	23.71	AV	94.00	100	Vertical	Pass
2	4234.000	50.63	-3.98	74.0	23.37	Peak	89.00	100	Vertical	Pass
2**	4234.000	43.03	-3.98	54.0	10.97	AV	89.00	100	Vertical	Pass
3	5178.200	100.15	-2.52	--	--	Peak	194.00	200	Vertical	N/A
3**	5178.200	92.52	-2.52	--	--	AV	194.00	200	Vertical	N/A
4	7446.488	50.01	-3.15	74.0	23.99	Peak	111.00	100	Vertical	Pass
4**	7446.488	40.41	-3.15	54.0	13.59	AV	111.00	100	Vertical	Pass
5	12273.037	53.36	1.55	74.0	20.64	Peak	360.00	200	Vertical	Pass
5**	12273.037	44.41	1.55	54.0	9.59	AV	360.00	200	Vertical	Pass
6	15637.500	56.18	1.45	74.0	17.82	Peak	97.00	300	Vertical	Pass
6**	15637.500	46.99	1.45	54.0	7.01	AV	97.00	300	Vertical	Pass

11a, U-NII-1, 1 GHz to 18 GHz, Middle Channel, ANT H

No.	Frequency (MHz)	Results (dBuV/m)	Factor (dB)	Limit (dBuV/m)	Margin (dB)	Detector	Table (Degree)	Height (cm)	Antenna	Verdict
1	1456.300	38.79	-17.20	74.0	35.21	Peak	193.00	300	Horizontal	Pass
1**	1456.300	29.98	-17.20	54.0	24.02	AV	193.00	300	Horizontal	Pass
2	4364.200	50.82	-4.05	74.0	23.18	Peak	66.00	400	Horizontal	Pass
2**	4364.200	41.85	-4.05	54.0	12.15	AV	66.00	400	Horizontal	Pass
3	5221.600	108.05	-2.69	--	--	Peak	237.00	150	Horizontal	N/A
3**	5221.600	100.15	-2.69	--	--	AV	237.00	150	Horizontal	N/A
4	7454.825	49.71	-3.60	74.0	24.29	Peak	261.00	200	Horizontal	Pass
4**	7454.825	40.61	-3.60	54.0	13.39	AV	261.00	200	Horizontal	Pass
5	12221.287	53.87	1.25	74.0	20.13	Peak	360.00	150	Horizontal	Pass
5**	12221.287	43.79	1.25	54.0	10.21	AV	360.00	150	Horizontal	Pass
6	15805.237	56.32	2.27	74.0	17.68	Peak	322.00	300	Horizontal	Pass
6**	15805.237	46.61	2.27	54.0	7.39	AV	322.00	300	Horizontal	Pass

11a, U-NII-1, 1 GHz to 18 GHz, Middle Channel, ANT V

No.	Frequency (MHz)	Results (dBuV/m)	Factor (dB)	Limit (dBuV/m)	Margin (dB)	Detector	Table (Degree)	Height (cm)	Antenna	Verdict
1	1558.100	40.98	-16.99	74.0	33.02	Peak	27.00	300	Vertical	Pass
1**	1558.100	28.99	-16.99	54.0	25.01	AV	27.00	300	Vertical	Pass
2	4390.600	50.22	-3.33	74.0	23.78	Peak	37.00	200	Vertical	Pass
2**	4390.600	41.25	-3.33	54.0	12.75	AV	37.00	200	Vertical	Pass
3	5221.600	100.28	-2.69	--	--	Peak	182.00	150	Vertical	N/A
3**	5221.600	93.18	-2.69	--	--	AV	182.00	150	Vertical	N/A
4	7450.225	50.21	-3.20	74.0	23.79	Peak	66.00	400	Vertical	Pass
4**	7450.225	40.95	-3.20	54.0	13.05	AV	66.00	400	Vertical	Pass
5	12316.450	53.58	1.41	74.0	20.42	Peak	136.00	200	Vertical	Pass
5**	12316.450	44.94	1.41	54.0	9.06	AV	136.00	200	Vertical	Pass
6	15679.237	56.30	1.58	74.0	17.70	Peak	282.00	100	Vertical	Pass
6**	15679.237	46.64	1.58	54.0	7.36	AV	282.00	100	Vertical	Pass

11a, U-NII-1, 1 GHz to 18 GHz, High Channel, ANT H

No.	Frequency (MHz)	Results (dBuV/m)	Factor (dB)	Limit (dBuV/m)	Margin (dB)	Detector	Table (Degree)	Height (cm)	Antenna	Verdict
1	1490.200	39.52	-16.74	74.0	34.48	Peak	193.00	400	Horizontal	Pass
1**	1490.200	29.58	-16.74	54.0	24.42	AV	193.00	400	Horizontal	Pass
2	4380.000	51.31	-3.32	74.0	22.69	Peak	36.00	100	Horizontal	Pass
2**	4380.000	41.76	-3.32	54.0	12.24	AV	36.00	100	Horizontal	Pass
3	5238.800	107.61	-2.61	--	--	Peak	239.00	200	Horizontal	N/A
3**	5238.800	100.36	-2.61	--	--	AV	239.00	200	Horizontal	N/A
4	7342.987	50.56	-3.31	74.0	23.44	Peak	360.00	200	Horizontal	Pass
4**	7342.987	40.93	-3.31	54.0	13.07	AV	360.00	200	Horizontal	Pass
5	11337.513	53.86	0.31	74.0	20.14	Peak	360.00	200	Horizontal	Pass
5**	11337.513	43.06	0.31	54.0	10.94	AV	360.00	200	Horizontal	Pass
6	16029.674	56.07	0.71	74.0	17.93	Peak	282.00	200	Horizontal	Pass
6**	16029.674	46.23	0.71	54.0	7.77	AV	282.00	200	Horizontal	Pass

11a, U-NII-1, 1 GHz to 18 GHz, High Channel, ANT V

No.	Frequency (MHz)	Results (dBuV/m)	Factor (dB)	Limit (dBuV/m)	Margin (dB)	Detector	Table (Degree)	Height (cm)	Antenna	Verdict
1	1488.900	39.26	-16.77	74.0	34.74	Peak	360.00	300	Vertical	Pass
1**	1488.900	30.68	-16.77	54.0	23.32	AV	360.00	300	Vertical	Pass
2	4340.400	50.64	-4.56	74.0	23.36	Peak	172.00	100	Vertical	Pass
2**	4340.400	40.18	-4.56	54.0	13.82	AV	172.00	100	Vertical	Pass
3	5238.400	101.36	-2.57	--	--	Peak	33.00	200	Vertical	N/A
3**	5238.400	93.67	-2.57	--	--	AV	33.00	200	Vertical	N/A
4	7331.487	51.24	-3.34	74.0	22.76	Peak	237.00	300	Vertical	Pass
4**	7331.487	40.79	-3.34	54.0	13.21	AV	237.00	300	Vertical	Pass
5	11941.550	53.63	1.64	74.0	20.37	Peak	189.00	200	Vertical	Pass
5**	11941.550	44.87	1.64	54.0	9.13	AV	189.00	200	Vertical	Pass
6	15801.562	56.39	2.31	74.0	17.61	Peak	144.00	100	Vertical	Pass
6**	15801.562	47.22	2.31	54.0	6.78	AV	144.00	100	Vertical	Pass

11n20, U-NII-1, 1 GHz to 18 GHz, Low Channel, ANT H

No.	Frequency (MHz)	Results (dBuV/m)	Factor (dB)	Limit (dBuV/m)	Margin (dB)	Detector	Table (Degree)	Height (cm)	Antenna	Verdict
1	1506.400	39.44	-16.83	74.0	34.56	Peak	311.00	300	Horizontal	Pass
1**	1506.400	29.28	-16.83	54.0	24.72	AV	311.00	300	Horizontal	Pass
2	4380.000	50.67	-3.32	74.0	23.33	Peak	177.00	400	Horizontal	Pass
2**	4380.000	41.82	-3.32	54.0	12.18	AV	177.00	400	Horizontal	Pass
3	5185.200	103.33	-2.43	--	--	Peak	278.00	100	Horizontal	N/A
3**	5185.200	94.47	-2.43	--	--	AV	278.00	100	Horizontal	N/A
4	7337.812	50.71	-2.88	74.0	23.29	Peak	260.00	300	Horizontal	Pass
4**	7337.812	41.32	-2.88	54.0	12.68	AV	260.00	300	Horizontal	Pass
5	11920.850	53.66	1.50	74.0	20.34	Peak	155.00	200	Horizontal	Pass
5**	11920.850	43.52	1.50	54.0	10.48	AV	155.00	200	Horizontal	Pass
6	16137.300	55.77	1.05	74.0	18.23	Peak	37.00	400	Horizontal	Pass
6**	16137.300	45.77	1.05	54.0	8.23	AV	37.00	400	Horizontal	Pass

11n20, U-NII-1, 1 GHz to 18 GHz, Low Channel, ANT V

No.	Frequency (MHz)	Results (dBuV/m)	Factor (dB)	Limit (dBuV/m)	Margin (dB)	Detector	Table (Degree)	Height (cm)	Antenna	Verdict
1	1491.500	39.37	-16.85	74.0	34.63	Peak	32.00	300	Vertical	Pass
1**	1491.500	29.78	-16.85	54.0	24.22	AV	32.00	300	Vertical	Pass
2	4390.800	50.61	-3.35	74.0	23.39	Peak	216.00	300	Vertical	Pass
2**	4390.800	42.37	-3.35	54.0	11.63	AV	216.00	300	Vertical	Pass
3	5184.600	99.21	-2.46	--	--	Peak	29.00	200	Vertical	N/A
3**	5184.600	90.63	-2.46	--	--	AV	29.00	200	Vertical	N/A
4	7723.925	50.96	-2.47	74.0	23.04	Peak	135.00	300	Vertical	Pass
4**	7723.925	40.47	-2.47	54.0	13.53	AV	135.00	300	Vertical	Pass
5	12392.925	53.78	1.59	74.0	20.22	Peak	15.00	150	Vertical	Pass
5**	12392.925	44.44	1.59	54.0	9.56	AV	15.00	150	Vertical	Pass
6	15507.299	56.03	1.35	74.0	17.97	Peak	16.00	400	Vertical	Pass
6**	15507.299	46.79	1.35	54.0	7.21	AV	16.00	400	Vertical	Pass

11n20, U-NII-1, 1 GHz to 18 GHz, Middle Channel, ANT H

No.	Frequency (MHz)	Results (dBuV/m)	Factor (dB)	Limit (dBuV/m)	Margin (dB)	Detector	Table (Degree)	Height (cm)	Antenna	Verdict
1	1490.800	39.28	-16.79	74.0	34.72	Peak	162.00	300	Horizontal	Pass
1**	1490.800	30.08	-16.79	54.0	23.92	AV	162.00	300	Horizontal	Pass
2	4362.800	50.72	-4.31	74.0	23.28	Peak	360.00	400	Horizontal	Pass
2**	4362.800	40.59	-4.31	54.0	13.41	AV	360.00	400	Horizontal	Pass
3	5225.600	104.41	-2.56	--	--	Peak	244.00	200	Horizontal	N/A
3**	5225.600	97.06	-2.56	--	--	AV	244.00	200	Horizontal	N/A
4	7341.837	50.29	-3.15	74.0	23.71	Peak	309.00	100	Horizontal	Pass
4**	7341.837	40.94	-3.15	54.0	13.06	AV	309.00	100	Horizontal	Pass
5	12616.025	53.07	1.86	74.0	20.93	Peak	345.00	200	Horizontal	Pass
5**	12616.025	43.81	1.86	54.0	10.19	AV	345.00	200	Horizontal	Pass
6	15798.412	56.04	2.28	74.0	17.96	Peak	315.00	400	Horizontal	Pass
6**	15798.412	47.41	2.28	54.0	6.59	AV	315.00	400	Horizontal	Pass

11n20, U-NII-1, 1 GHz to 18 GHz, Middle Channel, ANT V

No.	Frequency (MHz)	Results (dBuV/m)	Factor (dB)	Limit (dBuV/m)	Margin (dB)	Detector	Table (Degree)	Height (cm)	Antenna	Verdict
1	1497.200	39.67	-17.02	74.0	34.33	Peak	104.00	400	Vertical	Pass
1**	1497.200	29.46	-17.02	54.0	24.54	AV	104.00	400	Vertical	Pass
2	4395.800	50.17	-3.95	74.0	23.83	Peak	84.00	200	Vertical	Pass
2**	4395.800	42.00	-3.95	54.0	12.00	AV	84.00	200	Vertical	Pass
3	5224.600	98.62	-2.61	--	--	Peak	199.00	100	Vertical	N/A
3**	5224.600	90.46	-2.61	--	--	AV	199.00	100	Vertical	N/A
4	7680.225	49.47	-2.46	74.0	24.53	Peak	239.00	300	Vertical	Pass
4**	7680.225	40.62	-2.46	54.0	13.38	AV	239.00	300	Vertical	Pass
5	12413.912	53.44	1.42	74.0	20.56	Peak	101.00	150	Vertical	Pass
5**	12413.912	44.23	1.42	54.0	9.77	AV	101.00	150	Vertical	Pass
6	15795.000	56.17	2.17	74.0	17.83	Peak	321.00	400	Vertical	Pass
6**	15795.000	47.13	2.17	54.0	6.87	AV	321.00	400	Vertical	Pass

11n20, U-NII-1, 1 GHz to 18 GHz, High Channel, ANT H

No.	Frequency (MHz)	Results (dBuV/m)	Factor (dB)	Limit (dBuV/m)	Margin (dB)	Detector	Table (Degree)	Height (cm)	Antenna	Verdict
1	1458.100	38.68	-16.95	74.0	35.32	Peak	20.00	200	Horizontal	Pass
1**	1458.100	29.36	-16.95	54.0	24.64	AV	20.00	200	Horizontal	Pass
2	4389.200	51.20	-3.36	74.0	22.80	Peak	170.00	100	Horizontal	Pass
2**	4389.200	42.31	-3.36	54.0	11.69	AV	170.00	100	Horizontal	Pass
3	5246.000	104.83	-2.44	--	--	Peak	234.00	200	Horizontal	N/A
3**	5246.000	96.86	-2.44	--	--	AV	234.00	200	Horizontal	N/A
4	7617.263	49.62	-2.66	74.0	24.38	Peak	13.00	100	Horizontal	Pass
4**	7617.263	40.57	-2.66	54.0	13.43	AV	13.00	100	Horizontal	Pass
5	12423.113	53.22	1.42	74.0	20.78	Peak	224.00	150	Horizontal	Pass
5**	12423.113	43.37	1.42	54.0	10.63	AV	224.00	150	Horizontal	Pass
6	15659.813	56.27	1.27	74.0	17.73	Peak	124.00	100	Horizontal	Pass
6**	15659.813	46.50	1.27	54.0	7.50	AV	124.00	100	Horizontal	Pass

11n20, U-NII-1, 1 GHz to 18 GHz, High Channel, ANT V

No.	Frequency (MHz)	Results (dBuV/m)	Factor (dB)	Limit (dBuV/m)	Margin (dB)	Detector	Table (Degree)	Height (cm)	Antenna	Verdict
1	1487.800	41.05	-16.83	74.0	32.95	Peak	8.00	400	Vertical	Pass
1**	1487.800	29.17	-16.83	54.0	24.83	AV	8.00	400	Vertical	Pass
2	4251.000	50.77	-4.61	74.0	23.23	Peak	239.00	400	Vertical	Pass
2**	4251.000	40.88	-4.61	54.0	13.12	AV	239.00	400	Vertical	Pass
3	5247.800	98.34	-2.18	--	--	Peak	38.00	100	Vertical	N/A
3**	5247.800	90.52	-2.18	--	--	AV	38.00	100	Vertical	N/A
4	7459.425	50.43	-3.61	74.0	23.57	Peak	295.00	200	Vertical	Pass
4**	7459.425	41.27	-3.61	54.0	12.73	AV	295.00	200	Vertical	Pass
5	12317.600	53.42	1.41	74.0	20.58	Peak	208.00	150	Vertical	Pass
5**	12317.600	43.46	1.41	54.0	10.54	AV	208.00	150	Vertical	Pass
6	16058.025	56.12	0.88	74.0	17.88	Peak	187.00	200	Vertical	Pass
6**	16058.025	47.45	0.88	54.0	6.55	AV	187.00	200	Vertical	Pass

11n40, U-NII-1, 1 GHz to 18 GHz, Low Channel, ANT H

No.	Frequency (MHz)	Results (dBuV/m)	Factor (dB)	Limit (dBuV/m)	Margin (dB)	Detector	Table (Degree)	Height (cm)	Antenna	Verdict
1	1554.200	39.29	-17.18	74.0	34.71	Peak	127.00	100	Horizontal	Pass
1**	1554.200	29.51	-17.18	54.0	24.49	AV	127.00	100	Horizontal	Pass
2	4395.000	50.51	-3.90	74.0	23.49	Peak	9.00	400	Horizontal	Pass
2**	4395.000	41.34	-3.90	54.0	12.66	AV	9.00	400	Horizontal	Pass
3	5202.800	102.27	-2.16	--	--	Peak	231.00	200	Horizontal	N/A
3**	5202.800	94.66	-2.16	--	--	AV	231.00	200	Horizontal	N/A
4	7337.812	49.92	-2.88	74.0	24.08	Peak	0.00	200	Horizontal	Pass
4**	7337.812	41.47	-2.88	54.0	12.53	AV	0.00	200	Horizontal	Pass
5	12233.650	54.00	1.20	74.0	20.00	Peak	119.00	150	Horizontal	Pass
5**	12233.650	44.15	1.20	54.0	9.85	AV	119.00	150	Horizontal	Pass
6	16079.813	56.73	1.64	74.0	17.27	Peak	201.00	200	Horizontal	Pass
6**	16079.813	48.17	1.64	54.0	5.83	AV	201.00	200	Horizontal	Pass

11n40, U-NII-1, 1 GHz to 18 GHz, Low Channel, ANT V

No.	Frequency (MHz)	Results (dBuV/m)	Factor (dB)	Limit (dBuV/m)	Margin (dB)	Detector	Table (Degree)	Height (cm)	Antenna	Verdict
1	1557.900	39.32	-17.00	74.0	34.68	Peak	356.00	100	Vertical	Pass
1**	1557.900	29.83	-17.00	54.0	24.17	AV	356.00	100	Vertical	Pass
2	4383.400	50.23	-3.64	74.0	23.77	Peak	163.00	300	Vertical	Pass
2**	4383.400	41.39	-3.64	54.0	12.61	AV	163.00	300	Vertical	Pass
3	5196.200	96.92	-2.36	--	--	Peak	33.00	200	Vertical	N/A
3**	5196.200	88.41	-2.36	--	--	AV	33.00	200	Vertical	N/A
4	7613.813	49.81	-3.07	74.0	24.19	Peak	205.00	400	Vertical	Pass
4**	7613.813	39.98	-3.07	54.0	14.02	AV	205.00	400	Vertical	Pass
5	12272.750	53.67	1.54	74.0	20.33	Peak	0.00	150	Vertical	Pass
5**	12272.750	44.48	1.54	54.0	9.52	AV	0.00	150	Vertical	Pass
6	15793.162	56.58	2.11	74.0	17.42	Peak	342.00	100	Vertical	Pass
6**	15793.162	46.61	2.11	54.0	7.39	AV	342.00	100	Vertical	Pass

11n40, U-NII-1, 1 GHz to 18 GHz, High Channel, ANT H

No.	Frequency (MHz)	Results (dBuV/m)	Factor (dB)	Limit (dBuV/m)	Margin (dB)	Detector	Table (Degree)	Height (cm)	Antenna	Verdict
1	1625.700	38.97	-17.15	74.0	35.03	Peak	34.00	200	Horizontal	Pass
1**	1625.700	30.11	-17.15	54.0	23.89	AV	34.00	200	Horizontal	Pass
2	4389.800	50.07	-3.33	74.0	23.93	Peak	69.00	100	Horizontal	Pass
2**	4389.800	41.81	-3.33	54.0	12.19	AV	69.00	100	Horizontal	Pass
3	5243.200	103.27	-2.39	--	--	Peak	233.00	150	Horizontal	N/A
3**	5243.200	95.28	-2.39	--	--	AV	233.00	150	Horizontal	N/A
4	7327.750	50.25	-3.45	74.0	23.75	Peak	360.00	300	Horizontal	Pass
4**	7327.750	41.77	-3.45	54.0	12.23	AV	360.00	300	Horizontal	Pass
5	11343.838	54.04	0.15	74.0	19.96	Peak	336.00	200	Horizontal	Pass
5**	11343.838	43.32	0.15	54.0	10.68	AV	336.00	200	Horizontal	Pass
6	15845.401	56.15	1.37	74.0	17.85	Peak	31.00	200	Horizontal	Pass
6**	15845.401	46.81	1.37	54.0	7.19	AV	31.00	200	Horizontal	Pass

11n40, U-NII-1, 1 GHz to 18 GHz, High Channel, ANT V

No.	Frequency (MHz)	Results (dBuV/m)	Factor (dB)	Limit (dBuV/m)	Margin (dB)	Detector	Table (Degree)	Height (cm)	Antenna	Verdict
1	1611.300	39.08	-17.08	74.0	34.92	Peak	109.00	200	Vertical	Pass
1**	1611.300	29.52	-17.08	54.0	24.48	AV	109.00	200	Vertical	Pass
2	4398.200	51.05	-4.46	74.0	22.95	Peak	322.00	400	Vertical	Pass
2**	4398.200	40.82	-4.46	54.0	13.18	AV	322.00	400	Vertical	Pass
3	5236.400	96.54	-2.51	--	--	Peak	28.00	200	Vertical	N/A
3**	5236.400	89.12	-2.51	--	--	AV	28.00	200	Vertical	N/A
4	7314.812	50.08	-3.37	74.0	23.92	Peak	80.00	200	Vertical	Pass
4**	7314.812	40.03	-3.37	54.0	13.97	AV	80.00	200	Vertical	Pass
5	12446.687	53.70	1.84	74.0	20.30	Peak	13.00	200	Vertical	Pass
5**	12446.687	44.21	1.84	54.0	9.79	AV	13.00	200	Vertical	Pass
6	15830.438	55.99	1.49	74.0	18.01	Peak	14.00	300	Vertical	Pass
6**	15830.438	46.68	1.49	54.0	7.32	AV	14.00	300	Vertical	Pass

11ac20, U-NII-1, 1 GHz to 18 GHz, Low Channel, ANT H

No.	Frequency (MHz)	Results (dBuV/m)	Factor (dB)	Limit (dBuV/m)	Margin (dB)	Detector	Table (Degree)	Height (cm)	Antenna	Verdict
1	1540.000	42.98	-17.04	74.0	31.02	Peak	9.00	100	Horizontal	Pass
1**	1540.000	29.29	-17.04	54.0	24.71	AV	9.00	100	Horizontal	Pass
2	4379.800	50.28	-3.28	74.0	23.72	Peak	37.00	400	Horizontal	Pass
2**	4379.800	41.65	-3.28	54.0	12.35	AV	37.00	400	Horizontal	Pass
3	5181.000	105.26	-2.67	--	--	Peak	237.00	150	Horizontal	N/A
3**	5181.000	98.25	-2.67	--	--	AV	237.00	150	Horizontal	N/A
4	7337.812	51.95	-2.88	74.0	22.05	Peak	147.00	400	Horizontal	Pass
4**	7337.812	41.52	-2.88	54.0	12.48	AV	147.00	400	Horizontal	Pass
5	12279.363	53.41	1.78	74.0	20.59	Peak	328.00	150	Horizontal	Pass
5**	12279.363	45.03	1.78	54.0	8.97	AV	328.00	150	Horizontal	Pass
6	15641.437	56.27	1.32	74.0	17.73	Peak	186.00	400	Horizontal	Pass
6**	15641.437	46.33	1.32	54.0	7.67	AV	186.00	400	Horizontal	Pass

11ac20, U-NII-1, 1 GHz to 18 GHz, Low Channel, ANT V

No.	Frequency (MHz)	Results (dBuV/m)	Factor (dB)	Limit (dBuV/m)	Margin (dB)	Detector	Table (Degree)	Height (cm)	Antenna	Verdict
1	1571.200	39.14	-17.03	74.0	34.86	Peak	102.00	200	Vertical	Pass
1**	1571.200	30.91	-17.03	54.0	23.09	AV	102.00	200	Vertical	Pass
2	4387.000	50.39	-3.33	74.0	23.61	Peak	331.00	400	Vertical	Pass
2**	4387.000	41.23	-3.33	54.0	12.77	AV	331.00	400	Vertical	Pass
3	5178.600	100.49	-2.53	--	--	Peak	193.00	100	Vertical	N/A
3**	5178.600	92.59	-2.53	--	--	AV	193.00	100	Vertical	N/A
4	7505.713	50.11	-3.03	74.0	23.89	Peak	279.00	400	Vertical	Pass
4**	7505.713	40.56	-3.03	54.0	13.44	AV	279.00	400	Vertical	Pass
5	12316.738	53.97	1.41	74.0	20.03	Peak	345.00	100	Vertical	Pass
5**	12316.738	44.45	1.41	54.0	9.55	AV	345.00	100	Vertical	Pass
6	16043.325	56.38	0.76	74.0	17.62	Peak	190.00	200	Vertical	Pass
6**	16043.325	46.70	0.76	54.0	7.30	AV	190.00	200	Vertical	Pass

11ac20, U-NII-1, 1 GHz to 18 GHz, Middle Channel, ANT H

No.	Frequency (MHz)	Results (dBuV/m)	Factor (dB)	Limit (dBuV/m)	Margin (dB)	Detector	Table (Degree)	Height (cm)	Antenna	Verdict
1	1512.300	39.34	-17.23	74.0	34.66	Peak	66.00	400	Horizontal	Pass
1**	1512.300	29.51	-17.23	54.0	24.49	AV	66.00	400	Horizontal	Pass
2	4384.400	50.13	-3.57	74.0	23.87	Peak	326.00	300	Horizontal	Pass
2**	4384.400	40.83	-3.57	54.0	13.17	AV	326.00	300	Horizontal	Pass
3	5222.600	106.52	-2.70	--	--	Peak	229.00	150	Horizontal	N/A
3**	5222.600	99.83	-2.70	--	--	AV	229.00	150	Horizontal	N/A
4	7318.550	50.42	-2.98	74.0	23.58	Peak	359.00	400	Horizontal	Pass
4**	7318.550	40.73	-2.98	54.0	13.27	AV	359.00	400	Horizontal	Pass
5	12285.112	54.21	1.77	74.0	19.79	Peak	64.00	150	Horizontal	Pass
5**	12285.112	44.38	1.77	54.0	9.62	AV	64.00	150	Horizontal	Pass
6	15810.224	56.84	2.16	74.0	17.16	Peak	0.00	200	Horizontal	Pass
6**	15810.224	47.68	2.16	54.0	6.32	AV	0.00	200	Horizontal	Pass

11ac20, U-NII-1, 1 GHz to 18 GHz, Middle Channel, ANT V

No.	Frequency (MHz)	Results (dBuV/m)	Factor (dB)	Limit (dBuV/m)	Margin (dB)	Detector	Table (Degree)	Height (cm)	Antenna	Verdict
1	1493.200	39.20	-16.88	74.0	34.80	Peak	106.00	100	Vertical	Pass
1**	1493.200	28.85	-16.88	54.0	25.15	AV	106.00	100	Vertical	Pass
2	4108.400	49.99	-4.85	74.0	24.01	Peak	267.00	400	Vertical	Pass
2**	4108.400	40.74	-4.85	54.0	13.26	AV	267.00	400	Vertical	Pass
3	5219.800	100.16	-2.82	--	--	Peak	193.00	200	Vertical	N/A
3**	5219.800	92.86	-2.82	--	--	AV	193.00	200	Vertical	N/A
4	7447.925	50.08	-3.26	74.0	23.92	Peak	14.00	200	Vertical	Pass
4**	7447.925	40.51	-3.26	54.0	13.49	AV	14.00	200	Vertical	Pass
5	12275.625	53.69	1.64	74.0	20.31	Peak	31.00	200	Vertical	Pass
5**	12275.625	44.97	1.64	54.0	9.03	AV	31.00	200	Vertical	Pass
6	15851.437	56.63	1.29	74.0	17.37	Peak	41.00	200	Vertical	Pass
6**	15851.437	47.46	1.29	54.0	6.54	AV	41.00	200	Vertical	Pass

11ac20, U-NII-1, 1 GHz to 18 GHz, High Channel, ANT H

No.	Frequency (MHz)	Results (dBuV/m)	Factor (dB)	Limit (dBuV/m)	Margin (dB)	Detector	Table (Degree)	Height (cm)	Antenna	Verdict
1	1584.800	39.36	-16.90	74.0	34.64	Peak	360.00	300	Horizontal	Pass
1**	1584.800	30.19	-16.90	54.0	23.81	AV	360.00	300	Horizontal	Pass
2	4397.000	50.28	-4.08	74.0	23.72	Peak	351.00	400	Horizontal	Pass
2**	4397.000	41.24	-4.08	54.0	12.76	AV	351.00	400	Horizontal	Pass
3	5241.400	107.12	-2.57	--	--	Peak	236.00	200	Horizontal	N/A
3**	5241.400	99.71	-2.57	--	--	AV	236.00	200	Horizontal	N/A
4	7441.312	50.07	-3.43	74.0	23.93	Peak	360.00	100	Horizontal	Pass
4**	7441.312	40.21	-3.43	54.0	13.79	AV	360.00	100	Horizontal	Pass
5	12080.412	53.84	0.59	74.0	20.16	Peak	175.00	150	Horizontal	Pass
5**	12080.412	42.89	0.59	54.0	11.11	AV	175.00	150	Horizontal	Pass
6	16095.037	56.02	1.32	74.0	17.98	Peak	325.00	300	Horizontal	Pass
6**	16095.037	46.38	1.32	54.0	7.62	AV	325.00	300	Horizontal	Pass

11ac20, U-NII-1, 1 GHz to 18 GHz, High Channel, ANT V

No.	Frequency (MHz)	Results (dBuV/m)	Factor (dB)	Limit (dBuV/m)	Margin (dB)	Detector	Table (Degree)	Height (cm)	Antenna	Verdict
1	1443.800	38.87	-17.07	74.0	35.13	Peak	235.00	400	Vertical	Pass
1**	1443.800	29.40	-17.07	54.0	24.60	AV	235.00	400	Vertical	Pass
2	4392.000	50.70	-3.50	74.0	23.30	Peak	80.00	300	Vertical	Pass
2**	4392.000	41.86	-3.50	54.0	12.14	AV	80.00	300	Vertical	Pass
3	5241.000	100.98	-2.64	--	--	Peak	38.00	150	Vertical	N/A
3**	5241.000	93.57	-2.64	--	--	AV	38.00	150	Vertical	N/A
4	7327.175	49.52	-3.40	74.0	24.48	Peak	160.00	100	Vertical	Pass
4**	7327.175	40.20	-3.40	54.0	13.80	AV	160.00	100	Vertical	Pass
5	12415.062	53.36	1.41	74.0	20.64	Peak	95.00	200	Vertical	Pass
5**	12415.062	45.22	1.41	54.0	8.78	AV	95.00	200	Vertical	Pass
6	15848.813	56.15	1.34	74.0	17.85	Peak	40.00	200	Vertical	Pass
6**	15848.813	47.47	1.34	54.0	6.53	AV	40.00	200	Vertical	Pass

11ac40, U-NII-1, 1 GHz to 18 GHz, Low Channel, ANT H

No.	Frequency (MHz)	Results (dBuV/m)	Factor (dB)	Limit (dBuV/m)	Margin (dB)	Detector	Table (Degree)	Height (cm)	Antenna	Verdict
1	1600.700	39.17	-17.58	74.0	34.83	Peak	166.00	200	Horizontal	Pass
1**	1600.700	29.97	-17.58	54.0	24.03	AV	166.00	200	Horizontal	Pass
2	4380.600	50.03	-3.42	74.0	23.97	Peak	52.00	200	Horizontal	Pass
2**	4380.600	41.68	-3.42	54.0	12.32	AV	52.00	200	Horizontal	Pass
3	5206.800	102.89	-2.32	--	--	Peak	235.00	150	Horizontal	N/A
3**	5206.800	94.58	-2.32	--	--	AV	235.00	150	Horizontal	N/A
4	7446.200	50.98	-3.13	74.0	23.02	Peak	242.00	200	Horizontal	Pass
4**	7446.200	40.84	-3.13	54.0	13.16	AV	242.00	200	Horizontal	Pass
5	11945.575	53.81	1.52	74.0	20.19	Peak	275.00	200	Horizontal	Pass
5**	11945.575	44.17	1.52	54.0	9.83	AV	275.00	200	Horizontal	Pass
6	16171.950	56.13	1.22	74.0	17.87	Peak	52.00	200	Horizontal	Pass
6**	16171.950	46.78	1.22	54.0	7.22	AV	52.00	200	Horizontal	Pass

11ac40, U-NII-1, 1 GHz to 18 GHz, Low Channel, ANT V

No.	Frequency (MHz)	Results (dBuV/m)	Factor (dB)	Limit (dBuV/m)	Margin (dB)	Detector	Table (Degree)	Height (cm)	Antenna	Verdict
1	1499.100	39.52	-17.10	74.0	34.48	Peak	94.00	400	Vertical	Pass
1**	1499.100	30.89	-17.10	54.0	23.11	AV	94.00	400	Vertical	Pass
2	4383.400	49.99	-3.64	74.0	24.01	Peak	53.00	300	Vertical	Pass
2**	4383.400	41.65	-3.64	54.0	12.35	AV	53.00	300	Vertical	Pass
3	5194.200	96.71	-2.39	--	--	Peak	20.00	200	Vertical	N/A
3**	5194.200	89.06	-2.39	--	--	AV	20.00	200	Vertical	N/A
4	7348.738	50.83	-3.74	74.0	23.17	Peak	12.00	200	Vertical	Pass
4**	7348.738	41.05	-3.74	54.0	12.95	AV	12.00	200	Vertical	Pass
5	12320.763	53.78	1.42	74.0	20.22	Peak	12.00	150	Vertical	Pass
5**	12320.763	44.51	1.42	54.0	9.49	AV	12.00	150	Vertical	Pass
6	15810.487	56.88	2.15	74.0	17.12	Peak	136.00	400	Vertical	Pass
6**	15810.487	46.36	2.15	54.0	7.64	AV	136.00	400	Vertical	Pass

11ac40, U-NII-1, 1 GHz to 18 GHz, High Channel, ANT H

No.	Frequency (MHz)	Results (dBuV/m)	Factor (dB)	Limit (dBuV/m)	Margin (dB)	Detector	Table (Degree)	Height (cm)	Antenna	Verdict
1	1533.800	38.98	-17.17	74.0	35.02	Peak	47.00	200	Horizontal	Pass
1**	1533.800	29.33	-17.17	54.0	24.67	AV	47.00	200	Horizontal	Pass
2	4380.600	50.40	-3.42	74.0	23.60	Peak	252.00	100	Horizontal	Pass
2**	4380.600	42.40	-3.42	54.0	11.60	AV	252.00	100	Horizontal	Pass
3	5234.200	103.43	-2.80	--	--	Peak	230.00	200	Horizontal	N/A
3**	5234.200	95.83	-2.80	--	--	AV	230.00	200	Horizontal	N/A
4	7330.050	50.22	-3.48	74.0	23.78	Peak	238.00	100	Horizontal	Pass
4**	7330.050	40.60	-3.48	54.0	13.40	AV	238.00	100	Horizontal	Pass
5	11953.050	53.68	1.26	74.0	20.32	Peak	65.00	100	Horizontal	Pass
5**	11953.050	44.57	1.26	54.0	9.43	AV	65.00	100	Horizontal	Pass
6	15512.287	55.83	1.42	74.0	18.17	Peak	0.00	400	Horizontal	Pass
6**	15512.287	46.75	1.42	54.0	7.25	AV	0.00	400	Horizontal	Pass

11ac40, U-NII-1, 1 GHz to 18 GHz, High Channel, ANT V

No.	Frequency (MHz)	Results (dBuV/m)	Factor (dB)	Limit (dBuV/m)	Margin (dB)	Detector	Table (Degree)	Height (cm)	Antenna	Verdict
1	1599.700	39.04	-17.52	74.0	34.96	Peak	54.00	100	Vertical	Pass
1**	1599.700	30.98	-17.52	54.0	23.02	AV	54.00	100	Vertical	Pass
2	4357.200	50.54	-4.15	74.0	23.46	Peak	307.00	400	Vertical	Pass
2**	4357.200	41.13	-4.15	54.0	12.87	AV	307.00	400	Vertical	Pass
3	5238.000	97.32	-2.55	--	--	Peak	31.00	200	Vertical	N/A
3**	5238.000	88.72	-2.55	--	--	AV	31.00	200	Vertical	N/A
4	7392.150	49.64	-3.84	74.0	24.36	Peak	168.00	400	Vertical	Pass
4**	7392.150	40.83	-3.84	54.0	13.17	AV	168.00	400	Vertical	Pass
5	12246.587	53.69	0.99	74.0	20.31	Peak	320.00	200	Vertical	Pass
5**	12246.587	44.09	0.99	54.0	9.91	AV	320.00	200	Vertical	Pass
6	15803.138	56.05	2.29	74.0	17.95	Peak	360.00	400	Vertical	Pass
6**	15803.138	47.02	2.29	54.0	6.98	AV	360.00	400	Vertical	Pass

11ac80, U-NII-1, 1 GHz to 18 GHz, Middle Channel, ANT H

No.	Frequency (MHz)	Results (dBuV/m)	Factor (dB)	Limit (dBuV/m)	Margin (dB)	Detector	Table (Degree)	Height (cm)	Antenna	Verdict
1	1600.900	39.04	-17.56	74.0	34.96	Peak	297.00	400	Horizontal	Pass
1**	1600.900	29.39	-17.56	54.0	24.61	AV	297.00	400	Horizontal	Pass
2	4379.000	51.30	-3.36	74.0	22.70	Peak	0.00	400	Horizontal	Pass
2**	4379.000	42.14	-3.36	54.0	11.86	AV	0.00	400	Horizontal	Pass
3	5246.400	100.50	-2.46	--	--	Peak	233.00	100	Horizontal	N/A
3**	5246.400	92.69	-2.46	--	--	AV	233.00	100	Horizontal	N/A
4	7685.687	50.21	-2.09	74.0	23.79	Peak	209.00	300	Horizontal	Pass
4**	7685.687	40.67	-2.09	54.0	13.33	AV	209.00	300	Horizontal	Pass
5	12282.237	54.81	1.79	74.0	19.19	Peak	191.00	100	Horizontal	Pass
5**	12282.237	44.76	1.79	54.0	9.24	AV	191.00	100	Horizontal	Pass
6	15504.675	56.50	1.27	74.0	17.50	Peak	54.00	400	Horizontal	Pass
6**	15504.675	46.64	1.27	54.0	7.36	AV	54.00	400	Horizontal	Pass

11ac80, U-NII-1, 1 GHz to 18 GHz, Middle Channel, ANT V

No.	Frequency (MHz)	Results (dBuV/m)	Factor (dB)	Limit (dBuV/m)	Margin (dB)	Detector	Table (Degree)	Height (cm)	Antenna	Verdict
1	1599.400	39.30	-17.47	74.0	34.70	Peak	39.00	300	Vertical	Pass
1**	1599.400	31.26	-17.47	54.0	22.74	AV	39.00	300	Vertical	Pass
2	4349.400	50.74	-4.45	74.0	23.26	Peak	216.00	300	Vertical	Pass
2**	4349.400	40.76	-4.45	54.0	13.24	AV	216.00	300	Vertical	Pass
3	5225.600	94.24	-2.56	--	--	Peak	36.00	100	Vertical	N/A
3**	5225.600	86.99	-2.56	--	--	AV	36.00	100	Vertical	N/A
4	7603.750	50.06	-2.78	74.0	23.94	Peak	101.00	200	Vertical	Pass
4**	7603.750	40.16	-2.78	54.0	13.84	AV	101.00	200	Vertical	Pass
5	12362.162	53.66	1.18	74.0	20.34	Peak	136.00	150	Vertical	Pass
5**	12362.162	43.73	1.18	54.0	10.27	AV	136.00	150	Vertical	Pass
6	15796.050	56.70	2.20	74.0	17.30	Peak	180.00	100	Vertical	Pass
6**	15796.050	47.04	2.20	54.0	6.96	AV	180.00	100	Vertical	Pass

11ax20 (SU), U-NII-1, 1 GHz to 18 GHz, Low Channel, ANT H

No.	Frequency (MHz)	Results (dBuV/m)	Factor (dB)	Limit (dBuV/m)	Margin (dB)	Detector	Table (Degree)	Height (cm)	Antenna	Verdict
1	1542.000	50.12	-17.14	74.0	23.88	Peak	107.00	300	Horizontal	Pass
1**	1542.000	29.78	-17.14	54.0	24.22	AV	107.00	300	Horizontal	Pass
2	4365.000	50.46	-3.92	74.0	23.54	Peak	330.00	300	Horizontal	Pass
2**	4365.000	41.80	-3.92	54.0	12.20	AV	330.00	300	Horizontal	Pass
3	5181.400	105.54	-2.65	--	--	Peak	239.00	100	Horizontal	N/A
3**	5181.400	97.93	-2.65	--	--	AV	239.00	100	Horizontal	N/A
4	7519.225	50.14	-3.26	74.0	23.86	Peak	305.00	200	Horizontal	Pass
4**	7519.225	39.80	-3.26	54.0	14.20	AV	305.00	200	Horizontal	Pass
5	12331.400	53.04	1.40	74.0	20.96	Peak	145.00	150	Horizontal	Pass
5**	12331.400	44.50	1.40	54.0	9.50	AV	145.00	150	Horizontal	Pass
6	15813.638	56.24	2.09	74.0	17.76	Peak	0.00	400	Horizontal	Pass
6**	15813.638	46.36	2.09	54.0	7.64	AV	0.00	400	Horizontal	Pass

11ax20 (SU), U-NII-1, 1 GHz to 18 GHz, Low Channel, ANT V

No.	Frequency (MHz)	Results (dBuV/m)	Factor (dB)	Limit (dBuV/m)	Margin (dB)	Detector	Table (Degree)	Height (cm)	Antenna	Verdict
1	1583.800	39.23	-17.07	74.0	34.77	Peak	88.00	300	Vertical	Pass
1**	1583.800	29.65	-17.07	54.0	24.35	AV	88.00	300	Vertical	Pass
2	4368.600	50.31	-3.87	74.0	23.69	Peak	238.00	400	Vertical	Pass
2**	4368.600	42.16	-3.87	54.0	11.84	AV	238.00	400	Vertical	Pass
3	5177.600	101.62	-2.52	--	--	Peak	24.00	100	Vertical	N/A
3**	5177.600	92.88	-2.52	--	--	AV	24.00	100	Vertical	N/A
4	7506.575	49.77	-3.06	74.0	24.23	Peak	102.00	100	Vertical	Pass
4**	7506.575	40.60	-3.06	54.0	13.40	AV	102.00	100	Vertical	Pass
5	12401.549	53.35	1.55	74.0	20.65	Peak	84.00	100	Vertical	Pass
5**	12401.549	44.68	1.55	54.0	9.32	AV	84.00	100	Vertical	Pass
6	15681.599	56.17	1.54	74.0	17.83	Peak	179.00	400	Vertical	Pass
6**	15681.599	46.73	1.54	54.0	7.27	AV	179.00	400	Vertical	Pass

11ax20 (SU), U-NII-1, 1 GHz to 18 GHz, Middle Channel, ANT H

No.	Frequency (MHz)	Results (dBuV/m)	Factor (dB)	Limit (dBuV/m)	Margin (dB)	Detector	Table (Degree)	Height (cm)	Antenna	Verdict
1	1465.700	39.02	-17.39	74.0	34.98	Peak	250.00	400	Horizontal	Pass
1**	1465.700	29.54	-17.39	54.0	24.46	AV	250.00	400	Horizontal	Pass
2	4297.800	50.14	-4.03	74.0	23.86	Peak	49.00	100	Horizontal	Pass
2**	4297.800	41.69	-4.03	54.0	12.31	AV	49.00	100	Horizontal	Pass
3	5218.400	108.91	-2.82	--	--	Peak	233.00	150	Horizontal	N/A
3**	5218.400	99.60	-2.82	--	--	AV	233.00	150	Horizontal	N/A
4	7269.100	50.30	-2.93	74.0	23.70	Peak	195.00	100	Horizontal	Pass
4**	7269.100	39.91	-2.93	54.0	14.09	AV	195.00	100	Horizontal	Pass
5	12296.037	53.36	1.55	74.0	20.64	Peak	128.00	150	Horizontal	Pass
5**	12296.037	43.71	1.55	54.0	10.29	AV	128.00	150	Horizontal	Pass
6	15832.275	56.40	1.48	74.0	17.60	Peak	229.00	200	Horizontal	Pass
6**	15832.275	47.29	1.48	54.0	6.71	AV	229.00	200	Horizontal	Pass

11ax20 (SU), U-NII-1, 1 GHz to 18 GHz, Middle Channel, ANT V

No.	Frequency (MHz)	Results (dBuV/m)	Factor (dB)	Limit (dBuV/m)	Margin (dB)	Detector	Table (Degree)	Height (cm)	Antenna	Verdict
1	1554.300	41.58	-17.18	74.0	32.42	Peak	152.00	300	Vertical	Pass
1**	1554.300	28.76	-17.18	54.0	25.24	AV	152.00	300	Vertical	Pass
2	4371.000	50.74	-4.22	74.0	23.26	Peak	155.00	300	Vertical	Pass
2**	4371.000	41.55	-4.22	54.0	12.45	AV	155.00	300	Vertical	Pass
3	5220.600	102.60	-2.74	--	--	Peak	41.00	100	Vertical	N/A
3**	5220.600	94.44	-2.74	--	--	AV	41.00	100	Vertical	N/A
4	7455.975	50.03	-3.65	74.0	23.97	Peak	86.00	400	Vertical	Pass
4**	7455.975	41.72	-3.65	54.0	12.28	AV	86.00	400	Vertical	Pass
5	12277.925	53.43	1.73	74.0	20.57	Peak	192.00	200	Vertical	Pass
5**	12277.925	44.59	1.73	54.0	9.41	AV	192.00	200	Vertical	Pass
6	15844.612	56.87	1.37	74.0	17.13	Peak	241.00	300	Vertical	Pass
6**	15844.612	46.59	1.37	54.0	7.41	AV	241.00	300	Vertical	Pass

11ax20 (SU), U-NII-1, 1 GHz to 18 GHz, High Channel, ANT H

No.	Frequency (MHz)	Results (dBuV/m)	Factor (dB)	Limit (dBuV/m)	Margin (dB)	Detector	Table (Degree)	Height (cm)	Antenna	Verdict
1	1489.000	40.17	-16.76	74.0	33.83	Peak	165.00	400	Horizontal	Pass
1**	1489.000	29.63	-16.76	54.0	24.37	AV	165.00	400	Horizontal	Pass
2	4381.200	50.22	-3.52	74.0	23.78	Peak	325.00	300	Horizontal	Pass
2**	4381.200	40.92	-3.52	54.0	13.08	AV	325.00	300	Horizontal	Pass
3	5241.000	110.06	-2.64	--	--	Peak	229.00	150	Horizontal	N/A
3**	5241.000	99.42	-2.64	--	--	AV	229.00	150	Horizontal	N/A
4	7469.200	49.97	-3.38	74.0	24.03	Peak	73.00	400	Horizontal	Pass
4**	7469.200	40.32	-3.38	54.0	13.68	AV	73.00	400	Horizontal	Pass
5	12275.912	53.82	1.65	74.0	20.18	Peak	110.00	200	Horizontal	Pass
5**	12275.912	44.86	1.65	54.0	9.14	AV	110.00	200	Horizontal	Pass
6	15842.250	55.96	1.41	74.0	18.04	Peak	187.00	100	Horizontal	Pass
6**	15842.250	47.79	1.41	54.0	6.21	AV	187.00	100	Horizontal	Pass

11ax20 (SU), U-NII-1, 1 GHz to 18 GHz, High Channel, ANT V

No.	Frequency (MHz)	Results (dBuV/m)	Factor (dB)	Limit (dBuV/m)	Margin (dB)	Detector	Table (Degree)	Height (cm)	Antenna	Verdict
1	1495.000	39.37	-16.86	74.0	34.63	Peak	105.00	200	Vertical	Pass
1**	1495.000	29.47	-16.86	54.0	24.53	AV	105.00	200	Vertical	Pass
2	4382.200	50.81	-3.64	74.0	23.19	Peak	168.00	100	Vertical	Pass
2**	4382.200	41.77	-3.64	54.0	12.23	AV	168.00	100	Vertical	Pass
3	5243.000	103.23	-2.39	--	--	Peak	191.00	150	Vertical	N/A
3**	5243.000	92.72	-2.39	--	--	AV	191.00	150	Vertical	N/A
4	7410.263	50.16	-4.01	74.0	23.84	Peak	121.00	300	Vertical	Pass
4**	7410.263	40.33	-4.01	54.0	13.67	AV	121.00	300	Vertical	Pass
5	12291.438	53.75	1.64	74.0	20.25	Peak	31.00	150	Vertical	Pass
5**	12291.438	43.83	1.64	54.0	10.17	AV	31.00	150	Vertical	Pass
6	15647.737	56.27	1.21	74.0	17.73	Peak	342.00	400	Vertical	Pass
6**	15647.737	46.67	1.21	54.0	7.33	AV	342.00	400	Vertical	Pass

11ax40 (SU), U-NII-1, 1 GHz to 18 GHz, Low Channel, ANT H

No.	Frequency (MHz)	Results (dBuV/m)	Factor (dB)	Limit (dBuV/m)	Margin (dB)	Detector	Table (Degree)	Height (cm)	Antenna	Verdict
1	1600.400	38.80	-17.62	74.0	35.20	Peak	330.00	300	Horizontal	Pass
1**	1600.400	29.91	-17.62	54.0	24.09	AV	330.00	300	Horizontal	Pass
2	4390.400	50.30	-3.30	74.0	23.70	Peak	80.00	400	Horizontal	Pass
2**	4390.400	42.76	-3.30	54.0	11.24	AV	80.00	400	Horizontal	Pass
3	5201.000	105.11	-2.16	--	--	Peak	225.00	150	Horizontal	N/A
3**	5201.000	94.20	-2.16	--	--	AV	225.00	150	Horizontal	N/A
4	7673.038	50.66	-2.33	74.0	23.34	Peak	320.00	300	Horizontal	Pass
4**	7673.038	41.27	-2.33	54.0	12.73	AV	320.00	300	Horizontal	Pass
5	12392.350	53.87	1.58	74.0	20.13	Peak	360.00	150	Horizontal	Pass
5**	12392.350	44.10	1.58	54.0	9.90	AV	360.00	150	Horizontal	Pass
6	15784.762	57.16	1.79	74.0	16.84	Peak	208.00	400	Horizontal	Pass
6**	15784.762	46.80	1.79	54.0	7.20	AV	208.00	400	Horizontal	Pass

11ax40 (SU), U-NII-1, 1 GHz to 18 GHz, Low Channel, ANT V

No.	Frequency (MHz)	Results (dBuV/m)	Factor (dB)	Limit (dBuV/m)	Margin (dB)	Detector	Table (Degree)	Height (cm)	Antenna	Verdict
1	1438.500	40.80	-17.34	74.0	33.20	Peak	134.00	400	Vertical	Pass
1**	1438.500	30.05	-17.34	54.0	23.95	AV	134.00	400	Vertical	Pass
2	4366.200	49.93	-3.86	74.0	24.07	Peak	255.00	100	Vertical	Pass
2**	4366.200	40.41	-3.86	54.0	13.59	AV	255.00	100	Vertical	Pass
3	5195.000	98.43	-2.39	--	--	Peak	182.00	200	Vertical	N/A
3**	5195.000	88.91	-2.39	--	--	AV	182.00	200	Vertical	N/A
4	7446.775	49.97	-3.17	74.0	24.03	Peak	109.00	100	Vertical	Pass
4**	7446.775	41.08	-3.17	54.0	12.92	AV	109.00	100	Vertical	Pass
5	12605.674	53.30	1.91	74.0	20.70	Peak	15.00	200	Vertical	Pass
5**	12605.674	44.10	1.91	54.0	9.90	AV	15.00	200	Vertical	Pass
6	16078.763	56.32	1.62	74.0	17.68	Peak	51.00	100	Vertical	Pass
6**	16078.763	47.35	1.62	54.0	6.65	AV	51.00	100	Vertical	Pass

11ax40 (SU), U-NII-1, 1 GHz to 18 GHz, High Channel, ANT H

No.	Frequency (MHz)	Results (dBuV/m)	Factor (dB)	Limit (dBuV/m)	Margin (dB)	Detector	Table (Degree)	Height (cm)	Antenna	Verdict
1	1452.100	39.12	-17.02	74.0	34.88	Peak	0.00	300	Horizontal	Pass
1**	1452.100	29.73	-17.02	54.0	24.27	AV	0.00	300	Horizontal	Pass
2	4382.800	51.13	-3.64	74.0	22.87	Peak	82.00	200	Horizontal	Pass
2**	4382.800	41.40	-3.64	54.0	12.60	AV	82.00	200	Horizontal	Pass
3	5237.800	105.36	-2.54	--	--	Peak	227.00	150	Horizontal	N/A
3**	5237.800	95.47	-2.54	--	--	AV	227.00	150	Horizontal	N/A
4	7339.825	49.88	-2.95	74.0	24.12	Peak	316.00	400	Horizontal	Pass
4**	7339.825	41.05	-2.95	54.0	12.95	AV	316.00	400	Horizontal	Pass
5	12277.349	53.88	1.71	74.0	20.12	Peak	225.00	150	Horizontal	Pass
5**	12277.349	44.27	1.71	54.0	9.73	AV	225.00	150	Horizontal	Pass
6	15817.312	56.12	1.97	74.0	17.88	Peak	286.00	300	Horizontal	Pass
6**	15817.312	46.67	1.97	54.0	7.33	AV	286.00	300	Horizontal	Pass

11ax40 (SU), U-NII-1, 1 GHz to 18 GHz, High Channel, ANT V

No.	Frequency (MHz)	Results (dBuV/m)	Factor (dB)	Limit (dBuV/m)	Margin (dB)	Detector	Table (Degree)	Height (cm)	Antenna	Verdict
1	1555.200	39.48	-17.15	74.0	34.52	Peak	135.00	400	Vertical	Pass
1**	1555.200	29.52	-17.15	54.0	24.48	AV	135.00	400	Vertical	Pass
2	4363.600	49.99	-4.16	74.0	24.01	Peak	234.00	400	Vertical	Pass
2**	4363.600	41.33	-4.16	54.0	12.67	AV	234.00	400	Vertical	Pass
3	5234.800	98.19	-2.71	--	--	Peak	191.00	200	Vertical	N/A
3**	5234.800	89.02	-2.71	--	--	AV	191.00	200	Vertical	N/A
4	7451.375	50.81	-3.18	74.0	23.19	Peak	0.00	400	Vertical	Pass
4**	7451.375	40.47	-3.18	54.0	13.53	AV	0.00	400	Vertical	Pass
5	12273.613	53.51	1.57	74.0	20.49	Peak	105.00	150	Vertical	Pass
5**	12273.613	44.81	1.57	54.0	9.19	AV	105.00	150	Vertical	Pass
6	15846.187	56.18	1.36	74.0	17.82	Peak	192.00	200	Vertical	Pass
6**	15846.187	47.13	1.36	54.0	6.87	AV	192.00	200	Vertical	Pass

11ax80 (SU), U-NII-1, 1 GHz to 18 GHz, Middle Channel, ANT H

No.	Frequency (MHz)	Results (dBuV/m)	Factor (dB)	Limit (dBuV/m)	Margin (dB)	Detector	Table (Degree)	Height (cm)	Antenna	Verdict
1	1602.700	38.97	-17.37	74.0	35.03	Peak	189.00	100	Horizontal	Pass
1**	1602.700	29.85	-17.37	54.0	24.15	AV	189.00	100	Horizontal	Pass
2	4385.000	50.49	-3.47	74.0	23.51	Peak	9.00	300	Horizontal	Pass
2**	4385.000	42.00	-3.47	54.0	12.00	AV	9.00	300	Horizontal	Pass
3	5230.000	101.85	-2.49	--	--	Peak	225.00	150	Horizontal	N/A
3**	5230.000	93.09	-2.49	--	--	AV	225.00	150	Horizontal	N/A
4	7336.088	49.53	-3.18	74.0	24.47	Peak	66.00	200	Horizontal	Pass
4**	7336.088	41.04	-3.18	54.0	12.96	AV	66.00	200	Horizontal	Pass
5	12045.912	53.37	0.94	74.0	20.63	Peak	357.00	150	Horizontal	Pass
5**	12045.912	43.01	0.94	54.0	10.99	AV	357.00	150	Horizontal	Pass
6	15676.613	56.58	1.55	74.0	17.42	Peak	166.00	400	Horizontal	Pass
6**	15676.613	46.94	1.55	54.0	7.06	AV	166.00	400	Horizontal	Pass

11ax80 (SU), U-NII-1, 1 GHz to 18 GHz, Middle Channel, ANT V

No.	Frequency (MHz)	Results (dBuV/m)	Factor (dB)	Limit (dBuV/m)	Margin (dB)	Detector	Table (Degree)	Height (cm)	Antenna	Verdict
1	1483.600	39.00	-16.91	74.0	35.00	Peak	134.00	200	Vertical	Pass
1**	1483.600	29.34	-16.91	54.0	24.66	AV	134.00	200	Vertical	Pass
2	4234.600	50.51	-4.05	74.0	23.49	Peak	15.00	100	Vertical	Pass
2**	4234.600	40.38	-4.05	54.0	13.62	AV	15.00	100	Vertical	Pass
3	5229.800	95.75	-2.48	--	--	Peak	3.00	100	Vertical	N/A
3**	5229.800	85.97	-2.48	--	--	AV	3.00	100	Vertical	N/A
4	7616.400	49.66	-2.58	74.0	24.34	Peak	109.00	200	Vertical	Pass
4**	7616.400	41.08	-2.58	54.0	12.92	AV	109.00	200	Vertical	Pass
5	12434.326	53.09	1.68	74.0	20.91	Peak	313.00	200	Vertical	Pass
5**	12434.326	43.80	1.68	54.0	10.20	AV	313.00	200	Vertical	Pass
6	15847.238	56.54	1.35	74.0	17.46	Peak	6.00	400	Vertical	Pass
6**	15847.238	47.24	1.35	54.0	6.76	AV	6.00	400	Vertical	Pass

11a, U-NII-3, 1 GHz to 18 GHz, Low Channel, ANT H

No.	Frequency (MHz)	Results (dBuV/m)	Factor (dB)	Limit (dBuV/m)	Margin (dB)	Detector	Table (Degree)	Height (cm)	Antenna	Verdict
1	1610.600	39.68	-17.10	74.0	34.32	Peak	132.00	100	Horizontal	Pass
1**	1610.600	29.75	-17.10	54.0	24.25	AV	132.00	100	Horizontal	Pass
2	4393.200	50.42	-3.67	74.0	23.58	Peak	268.00	300	Horizontal	Pass
2**	4393.200	41.36	-3.67	54.0	12.64	AV	268.00	300	Horizontal	Pass
3	5746.800	111.26	-2.21	--	--	Peak	236.00	150	Horizontal	N/A
3**	5746.800	103.80	-2.21	--	--	AV	236.00	150	Horizontal	N/A
4	7671.025	49.94	-2.54	74.0	24.06	Peak	93.00	400	Horizontal	Pass
4**	7671.025	40.42	-2.54	54.0	13.58	AV	93.00	400	Horizontal	Pass
5	12009.687	54.16	1.19	74.0	19.84	Peak	143.00	200	Horizontal	Pass
5**	12009.687	43.35	1.19	54.0	10.65	AV	143.00	200	Horizontal	Pass
6	16071.675	56.63	1.41	74.0	17.37	Peak	200.00	200	Horizontal	Pass
6**	16071.675	46.97	1.41	54.0	7.03	AV	200.00	200	Horizontal	Pass

11a, U-NII-3, 1 GHz to 18 GHz, Low Channel, ANT V

No.	Frequency (MHz)	Results (dBuV/m)	Factor (dB)	Limit (dBuV/m)	Margin (dB)	Detector	Table (Degree)	Height (cm)	Antenna	Verdict
1	1452.700	39.01	-17.04	74.0	34.99	Peak	41.00	200	Vertical	Pass
1**	1452.700	29.65	-17.04	54.0	24.35	AV	41.00	200	Vertical	Pass
2	4399.600	50.48	-4.38	74.0	23.52	Peak	293.00	200	Vertical	Pass
2**	4399.600	40.66	-4.38	54.0	13.34	AV	293.00	200	Vertical	Pass
3	5746.000	102.73	-2.21	--	--	Peak	305.00	200	Vertical	N/A
3**	5746.000	95.92	-2.21	--	--	AV	305.00	200	Vertical	N/A
4	7331.200	50.22	-3.38	74.0	23.78	Peak	0.00	200	Vertical	Pass
4**	7331.200	40.92	-3.38	54.0	13.08	AV	0.00	200	Vertical	Pass
5	12287.988	53.46	1.71	74.0	20.54	Peak	272.00	150	Vertical	Pass
5**	12287.988	45.04	1.71	54.0	8.96	AV	272.00	150	Vertical	Pass
6	16098.187	56.64	1.25	74.0	17.36	Peak	256.00	400	Vertical	Pass
6**	16098.187	46.42	1.25	54.0	7.58	AV	256.00	400	Vertical	Pass

11a, U-NII-3, 1 GHz to 18 GHz, Middle Channel, ANT H

No.	Frequency (MHz)	Results (dBuV/m)	Factor (dB)	Limit (dBuV/m)	Margin (dB)	Detector	Table (Degree)	Height (cm)	Antenna	Verdict
1	1502.100	39.05	-17.01	74.0	34.95	Peak	174.00	200	Horizontal	Pass
1**	1502.100	30.05	-17.01	54.0	23.95	AV	174.00	200	Horizontal	Pass
2	4302.000	50.50	-4.31	74.0	23.50	Peak	239.00	200	Horizontal	Pass
2**	4302.000	41.39	-4.31	54.0	12.61	AV	239.00	200	Horizontal	Pass
3	5786.200	109.98	-1.65	--	--	Peak	227.00	200	Horizontal	N/A
3**	5786.200	103.29	-1.65	--	--	AV	227.00	200	Horizontal	N/A
4	7720.475	50.09	-2.74	74.0	23.91	Peak	35.00	200	Horizontal	Pass
4**	7720.475	40.69	-2.74	54.0	13.31	AV	35.00	200	Horizontal	Pass
5	11566.075	55.66	-0.41	74.0	18.34	Peak	261.00	200	Horizontal	Pass
5**	11566.075	45.42	-0.41	54.0	8.58	AV	261.00	200	Horizontal	Pass
6	15862.200	56.61	0.88	74.0	17.39	Peak	118.00	100	Horizontal	Pass
6**	15862.200	46.34	0.88	54.0	7.66	AV	118.00	100	Horizontal	Pass

11a, U-NII-3, 1 GHz to 18 GHz, Middle Channel, ANT V

No.	Frequency (MHz)	Results (dBuV/m)	Factor (dB)	Limit (dBuV/m)	Margin (dB)	Detector	Table (Degree)	Height (cm)	Antenna	Verdict
1	1600.200	39.14	-17.60	74.0	34.86	Peak	56.00	400	Vertical	Pass
1**	1600.200	33.03	-17.60	54.0	20.97	AV	56.00	400	Vertical	Pass
2	4256.800	49.87	-4.60	74.0	24.13	Peak	257.00	400	Vertical	Pass
2**	4256.800	40.82	-4.60	54.0	13.18	AV	257.00	400	Vertical	Pass
3	5782.400	102.35	-1.35	--	--	Peak	295.00	100	Vertical	N/A
3**	5782.400	94.77	-1.35	--	--	AV	295.00	100	Vertical	N/A
4	7399.625	50.09	-4.02	74.0	23.91	Peak	189.00	200	Vertical	Pass
4**	7399.625	41.08	-4.02	54.0	12.92	AV	189.00	200	Vertical	Pass
5	11573.262	53.69	-0.40	74.0	20.31	Peak	287.00	100	Vertical	Pass
5**	11573.262	43.41	-0.40	54.0	10.59	AV	287.00	100	Vertical	Pass
6	15847.763	56.16	1.35	74.0	17.84	Peak	318.00	400	Vertical	Pass
6**	15847.763	46.66	1.35	54.0	7.34	AV	318.00	400	Vertical	Pass

11a, U-NII-3, 1 GHz to 18 GHz, High Channel, ANT H

No.	Frequency (MHz)	Results (dBuV/m)	Factor (dB)	Limit (dBuV/m)	Margin (dB)	Detector	Table (Degree)	Height (cm)	Antenna	Verdict
1	1599.700	39.19	-17.52	74.0	34.81	Peak	294.00	400	Horizontal	Pass
1**	1599.700	30.42	-17.52	54.0	23.58	AV	294.00	400	Horizontal	Pass
2	4392.400	49.95	-3.55	74.0	24.05	Peak	43.00	400	Horizontal	Pass
2**	4392.400	41.33	-3.55	54.0	12.67	AV	43.00	400	Horizontal	Pass
3	5826.600	109.62	-2.01	--	--	Peak	230.00	200	Horizontal	N/A
3**	5826.600	102.33	-2.01	--	--	AV	230.00	200	Horizontal	N/A
4	7393.013	49.40	-3.81	74.0	24.60	Peak	123.00	100	Horizontal	Pass
4**	7393.013	40.27	-3.81	54.0	13.73	AV	123.00	100	Horizontal	Pass
5	11651.463	57.13	-0.12	74.0	16.87	Peak	260.00	150	Horizontal	Pass
5**	11651.463	50.57	-0.12	54.0	3.43	AV	260.00	150	Horizontal	Pass
6	15639.075	55.70	1.39	74.0	18.30	Peak	129.00	200	Horizontal	Pass
6**	15639.075	46.30	1.39	54.0	7.70	AV	129.00	200	Horizontal	Pass

11a, U-NII-3, 1 GHz to 18 GHz, High Channel, ANT V

No.	Frequency (MHz)	Results (dBuV/m)	Factor (dB)	Limit (dBuV/m)	Margin (dB)	Detector	Table (Degree)	Height (cm)	Antenna	Verdict
1	1500.800	39.38	-16.88	74.0	34.62	Peak	292.00	200	Vertical	Pass
1**	1500.800	30.74	-16.88	54.0	23.26	AV	292.00	200	Vertical	Pass
2	4392.000	50.55	-3.50	74.0	23.45	Peak	219.00	200	Vertical	Pass
2**	4392.000	42.05	-3.50	54.0	11.95	AV	219.00	200	Vertical	Pass
3	5823.400	102.34	-2.13	--	--	Peak	298.00	150	Vertical	N/A
3**	5823.400	94.31	-2.13	--	--	AV	298.00	150	Vertical	N/A
4	7338.100	50.16	-2.89	74.0	23.84	Peak	240.00	400	Vertical	Pass
4**	7338.100	41.36	-2.89	54.0	12.64	AV	240.00	400	Vertical	Pass
5	11648.300	54.48	-0.17	74.0	19.52	Peak	327.00	150	Vertical	Pass
5**	11648.300	49.58	-0.17	54.0	4.42	AV	327.00	150	Vertical	Pass
6	15835.950	56.61	1.45	74.0	17.39	Peak	0.00	200	Vertical	Pass
6**	15835.950	46.25	1.45	54.0	7.75	AV	0.00	200	Vertical	Pass

11n20, U-NII-3, 1 GHz to 18 GHz, Low Channel, ANT H

No.	Frequency (MHz)	Results (dBuV/m)	Factor (dB)	Limit (dBuV/m)	Margin (dB)	Detector	Table (Degree)	Height (cm)	Antenna	Verdict
1	1503.900	38.80	-16.93	74.0	35.20	Peak	71.00	100	Horizontal	Pass
1**	1503.900	29.49	-16.93	54.0	24.51	AV	71.00	100	Horizontal	Pass
2	4389.400	50.27	-3.35	74.0	23.73	Peak	1.00	400	Horizontal	Pass
2**	4389.400	42.41	-3.35	54.0	11.59	AV	1.00	400	Horizontal	Pass
3	5746.400	110.85	-2.21	--	--	Peak	238.00	100	Horizontal	N/A
3**	5746.400	103.73	-2.21	--	--	AV	238.00	100	Horizontal	N/A
4	7458.275	50.29	-3.67	74.0	23.71	Peak	235.00	300	Horizontal	Pass
4**	7458.275	40.68	-3.67	54.0	13.32	AV	235.00	300	Horizontal	Pass
5	12616.600	53.77	1.85	74.0	20.23	Peak	360.00	100	Horizontal	Pass
5**	12616.600	44.25	1.85	54.0	9.75	AV	360.00	100	Horizontal	Pass
6	15666.113	56.03	1.36	74.0	17.97	Peak	175.00	200	Horizontal	Pass
6**	15666.113	47.62	1.36	54.0	6.38	AV	175.00	200	Horizontal	Pass

11n20, U-NII-3, 1 GHz to 18 GHz, Low Channel, ANT V

No.	Frequency (MHz)	Results (dBuV/m)	Factor (dB)	Limit (dBuV/m)	Margin (dB)	Detector	Table (Degree)	Height (cm)	Antenna	Verdict
1	1483.800	38.80	-16.89	74.0	35.20	Peak	165.00	200	Vertical	Pass
1**	1483.800	29.87	-16.89	54.0	24.13	AV	165.00	200	Vertical	Pass
2	4386.800	50.68	-3.31	74.0	23.32	Peak	101.00	300	Vertical	Pass
2**	4386.800	41.86	-3.31	54.0	12.14	AV	101.00	300	Vertical	Pass
3	5744.400	102.41	-2.09	--	--	Peak	309.00	200	Vertical	N/A
3**	5744.400	95.38	-2.09	--	--	AV	309.00	200	Vertical	N/A
4	7508.300	49.47	-3.11	74.0	24.53	Peak	321.00	300	Vertical	Pass
4**	7508.300	41.04	-3.11	54.0	12.96	AV	321.00	300	Vertical	Pass
5	12234.512	53.09	1.17	74.0	20.91	Peak	163.00	150	Vertical	Pass
5**	12234.512	44.07	1.17	54.0	9.93	AV	163.00	150	Vertical	Pass
6	15788.438	55.62	1.94	74.0	18.38	Peak	197.00	200	Vertical	Pass
6**	15788.438	46.38	1.94	54.0	7.62	AV	197.00	200	Vertical	Pass

11n20, U-NII-3, 1 GHz to 18 GHz, Middle Channel, ANT H

No.	Frequency (MHz)	Results (dBuV/m)	Factor (dB)	Limit (dBuV/m)	Margin (dB)	Detector	Table (Degree)	Height (cm)	Antenna	Verdict
1	1507.700	39.15	-16.96	74.0	34.85	Peak	360.00	200	Horizontal	Pass
1**	1507.700	29.61	-16.96	54.0	24.39	AV	360.00	200	Horizontal	Pass
2	4389.400	50.72	-3.35	74.0	23.28	Peak	348.00	400	Horizontal	Pass
2**	4389.400	41.54	-3.35	54.0	12.46	AV	348.00	400	Horizontal	Pass
3	5786.200	110.38	-1.65	--	--	Peak	242.00	200	Horizontal	N/A
3**	5786.200	102.61	-1.65	--	--	AV	242.00	200	Horizontal	N/A
4	7343.275	50.08	-3.35	74.0	23.92	Peak	142.00	400	Horizontal	Pass
4**	7343.275	41.51	-3.35	54.0	12.49	AV	142.00	400	Horizontal	Pass
5	11563.201	54.84	-0.43	74.0	19.16	Peak	251.00	150	Horizontal	Pass
5**	11563.201	44.26	-0.43	54.0	9.74	AV	251.00	150	Horizontal	Pass
6	16068.000	56.01	1.26	74.0	17.99	Peak	68.00	100	Horizontal	Pass
6**	16068.000	46.17	1.26	54.0	7.83	AV	68.00	100	Horizontal	Pass

11n20, U-NII-3, 1 GHz to 18 GHz, Middle Channel, ANT V

No.	Frequency (MHz)	Results (dBuV/m)	Factor (dB)	Limit (dBuV/m)	Margin (dB)	Detector	Table (Degree)	Height (cm)	Antenna	Verdict
1	1599.600	39.00	-17.50	74.0	35.00	Peak	41.00	100	Vertical	Pass
1**	1599.600	31.22	-17.50	54.0	22.78	AV	41.00	100	Vertical	Pass
2	4389.400	51.24	-3.35	74.0	22.76	Peak	232.00	200	Vertical	Pass
2**	4389.400	41.68	-3.35	54.0	12.32	AV	232.00	200	Vertical	Pass
3	5783.400	102.11	-1.48	--	--	Peak	125.00	150	Vertical	N/A
3**	5783.400	94.41	-1.48	--	--	AV	125.00	150	Vertical	N/A
4	7450.513	50.04	-3.19	74.0	23.96	Peak	342.00	100	Vertical	Pass
4**	7450.513	41.08	-3.19	54.0	12.92	AV	342.00	100	Vertical	Pass
5	12292.588	53.55	1.62	74.0	20.45	Peak	305.00	150	Vertical	Pass
5**	12292.588	43.71	1.62	54.0	10.29	AV	305.00	150	Vertical	Pass
6	16155.150	56.72	0.93	74.0	17.28	Peak	18.00	200	Vertical	Pass
6**	16155.150	45.44	0.93	54.0	8.56	AV	18.00	200	Vertical	Pass

11n20, U-NII-3, 1 GHz to 18 GHz, High Channel, ANT H

No.	Frequency (MHz)	Results (dBuV/m)	Factor (dB)	Limit (dBuV/m)	Margin (dB)	Detector	Table (Degree)	Height (cm)	Antenna	Verdict
1	1489.600	39.17	-16.73	74.0	34.83	Peak	347.00	400	Horizontal	Pass
1**	1489.600	29.64	-16.73	54.0	24.36	AV	347.00	400	Horizontal	Pass
2	4343.600	50.95	-3.66	74.0	23.05	Peak	24.00	400	Horizontal	Pass
2**	4343.600	40.99	-3.66	54.0	13.01	AV	24.00	400	Horizontal	Pass
3	5823.000	106.74	-2.13	--	--	Peak	269.00	200	Horizontal	N/A
3**	5823.000	98.93	-2.13	--	--	AV	269.00	200	Horizontal	N/A
4	7635.375	49.85	-3.01	74.0	24.15	Peak	32.00	100	Horizontal	Pass
4**	7635.375	40.54	-3.01	54.0	13.46	AV	32.00	100	Horizontal	Pass
5	11648.300	53.83	-0.17	74.0	20.17	Peak	341.00	150	Horizontal	Pass
5**	11648.300	50.06	-0.17	54.0	3.94	AV	341.00	150	Horizontal	Pass
6	16165.125	55.69	1.03	74.0	18.31	Peak	0.00	300	Horizontal	Pass
6**	16165.125	46.43	1.03	54.0	7.57	AV	0.00	300	Horizontal	Pass

11n20, U-NII-3, 1 GHz to 18 GHz, High Channel, ANT V

No.	Frequency (MHz)	Results (dBuV/m)	Factor (dB)	Limit (dBuV/m)	Margin (dB)	Detector	Table (Degree)	Height (cm)	Antenna	Verdict
1	1480.100	42.76	-17.16	74.0	31.24	Peak	356.00	200	Vertical	Pass
1**	1480.100	33.54	-17.16	54.0	20.46	AV	356.00	200	Vertical	Pass
2	4382.600	50.50	-3.64	74.0	23.50	Peak	188.00	400	Vertical	Pass
2**	4382.600	41.94	-3.64	54.0	12.06	AV	188.00	400	Vertical	Pass
3	5823.400	101.57	-2.13	--	--	Peak	304.00	100	Vertical	N/A
3**	5823.400	94.92	-2.13	--	--	AV	304.00	100	Vertical	N/A
4	7450.800	50.50	-3.19	74.0	23.50	Peak	351.00	100	Vertical	Pass
4**	7450.800	40.63	-3.19	54.0	13.37	AV	351.00	100	Vertical	Pass
5	11656.350	54.58	0.02	74.0	19.42	Peak	262.00	150	Vertical	Pass
5**	11656.350	49.88	0.02	54.0	4.12	AV	262.00	150	Vertical	Pass
6	16082.962	56.18	1.57	74.0	17.82	Peak	128.00	300	Vertical	Pass
6**	16082.962	46.84	1.57	54.0	7.16	AV	128.00	300	Vertical	Pass

11n40, U-NII-3, 1 GHz to 18 GHz, Low Channel, ANT H

No.	Frequency (MHz)	Results (dBuV/m)	Factor (dB)	Limit (dBuV/m)	Margin (dB)	Detector	Table (Degree)	Height (cm)	Antenna	Verdict
1	1566.900	39.29	-17.11	74.0	34.71	Peak	51.00	300	Horizontal	Pass
1**	1566.900	29.38	-17.11	54.0	24.62	AV	51.00	300	Horizontal	Pass
2	4391.200	50.36	-3.40	74.0	23.64	Peak	11.00	100	Horizontal	Pass
2**	4391.200	41.79	-3.40	54.0	12.21	AV	11.00	100	Horizontal	Pass
3	5750.000	105.61	-2.33	--	--	Peak	227.00	150	Horizontal	N/A
3**	5750.000	98.50	-2.33	--	--	AV	227.00	150	Horizontal	N/A
4	7630.775	50.15	-2.92	74.0	23.85	Peak	265.00	300	Horizontal	Pass
4**	7630.775	40.32	-2.92	54.0	13.68	AV	265.00	300	Horizontal	Pass
5	12281.662	53.55	1.79	74.0	20.45	Peak	265.00	100	Horizontal	Pass
5**	12281.662	44.71	1.79	54.0	9.29	AV	265.00	100	Horizontal	Pass
6	15815.213	56.18	2.05	74.0	17.82	Peak	224.00	200	Horizontal	Pass
6**	15815.213	46.64	2.05	54.0	7.36	AV	224.00	200	Horizontal	Pass

11n40, U-NII-3, 1 GHz to 18 GHz, Low Channel, ANT V

No.	Frequency (MHz)	Results (dBuV/m)	Factor (dB)	Limit (dBuV/m)	Margin (dB)	Detector	Table (Degree)	Height (cm)	Antenna	Verdict
1	1533.000	39.31	-17.18	74.0	34.69	Peak	0.00	300	Vertical	Pass
1**	1533.000	29.33	-17.18	54.0	24.67	AV	0.00	300	Vertical	Pass
2	4389.600	50.50	-3.34	74.0	23.50	Peak	183.00	400	Vertical	Pass
2**	4389.600	42.05	-3.34	54.0	11.95	AV	183.00	400	Vertical	Pass
3	5747.200	98.08	-2.21	--	--	Peak	308.00	200	Vertical	N/A
3**	5747.200	89.48	-2.21	--	--	AV	308.00	200	Vertical	N/A
4	7450.513	50.15	-3.19	74.0	23.85	Peak	338.00	300	Vertical	Pass
4**	7450.513	41.01	-3.19	54.0	12.99	AV	338.00	300	Vertical	Pass
5	11510.587	53.56	-0.24	74.0	20.44	Peak	0.00	100	Vertical	Pass
5**	11510.587	43.75	-0.24	54.0	10.25	AV	0.00	100	Vertical	Pass
6	16155.412	55.76	0.93	74.0	18.24	Peak	0.00	400	Vertical	Pass
6**	16155.412	46.23	0.93	54.0	7.77	AV	0.00	400	Vertical	Pass

11n40, U-NII-3, 1 GHz to 18 GHz, High Channel, ANT H

No.	Frequency (MHz)	Results (dBuV/m)	Factor (dB)	Limit (dBuV/m)	Margin (dB)	Detector	Table (Degree)	Height (cm)	Antenna	Verdict
1	1616.700	38.82	-17.23	74.0	35.18	Peak	87.00	200	Horizontal	Pass
1**	1616.700	29.39	-17.23	54.0	24.61	AV	87.00	200	Horizontal	Pass
2	4377.400	50.21	-3.58	74.0	23.79	Peak	325.00	300	Horizontal	Pass
2**	4377.400	41.76	-3.58	54.0	12.24	AV	325.00	300	Horizontal	Pass
3	5787.600	105.05	-1.69	--	--	Peak	236.00	200	Horizontal	N/A
3**	5787.600	97.15	-1.69	--	--	AV	236.00	200	Horizontal	N/A
4	7621.575	49.93	-2.88	74.0	24.07	Peak	313.00	100	Horizontal	Pass
4**	7621.575	40.18	-2.88	54.0	13.82	AV	313.00	100	Horizontal	Pass
5	12287.126	53.75	1.73	74.0	20.25	Peak	233.00	100	Horizontal	Pass
5**	12287.126	44.52	1.73	54.0	9.48	AV	233.00	100	Horizontal	Pass
6	15636.975	56.95	1.47	74.0	17.05	Peak	180.00	100	Horizontal	Pass
6**	15636.975	46.41	1.47	54.0	7.59	AV	180.00	100	Horizontal	Pass

11n40, U-NII-3, 1 GHz to 18 GHz, High Channel, ANT V

No.	Frequency (MHz)	Results (dBuV/m)	Factor (dB)	Limit (dBuV/m)	Margin (dB)	Detector	Table (Degree)	Height (cm)	Antenna	Verdict
1	1505.900	39.25	-16.83	74.0	34.75	Peak	218.00	200	Vertical	Pass
1**	1505.900	29.48	-16.83	54.0	24.52	AV	218.00	200	Vertical	Pass
2	4249.600	50.57	-4.69	74.0	23.43	Peak	256.00	300	Vertical	Pass
2**	4249.600	40.43	-4.69	54.0	13.57	AV	256.00	300	Vertical	Pass
3	5782.200	96.96	-1.33	--	--	Peak	299.00	100	Vertical	N/A
3**	5782.200	89.36	-1.33	--	--	AV	299.00	100	Vertical	N/A
4	7570.687	50.93	-2.99	74.0	23.07	Peak	61.00	200	Vertical	Pass
4**	7570.687	39.76	-2.99	54.0	14.24	AV	61.00	200	Vertical	Pass
5	12425.413	53.51	1.44	74.0	20.49	Peak	259.00	200	Vertical	Pass
5**	12425.413	43.40	1.44	54.0	10.60	AV	259.00	200	Vertical	Pass
6	15801.037	56.03	2.32	74.0	17.97	Peak	23.00	300	Vertical	Pass
6**	15801.037	46.59	2.32	54.0	7.41	AV	23.00	300	Vertical	Pass

11ac20, U-NII-3, 1 GHz to 18 GHz, Low Channel, ANT H

No.	Frequency (MHz)	Results (dBuV/m)	Factor (dB)	Limit (dBuV/m)	Margin (dB)	Detector	Table (Degree)	Height (cm)	Antenna	Verdict
1	1620.900	38.71	-17.08	74.0	35.29	Peak	300.00	200	Horizontal	Pass
1**	1620.900	29.91	-17.08	54.0	24.09	AV	300.00	200	Horizontal	Pass
2	4379.600	50.67	-3.30	74.0	23.33	Peak	221.00	100	Horizontal	Pass
2**	4379.600	41.87	-3.30	54.0	12.13	AV	221.00	100	Horizontal	Pass
3	5748.000	111.38	-2.21	--	--	Peak	232.00	100	Horizontal	N/A
3**	5748.000	103.17	-2.21	--	--	AV	232.00	100	Horizontal	N/A
4	7338.387	49.79	-2.90	74.0	24.21	Peak	360.00	200	Horizontal	Pass
4**	7338.387	41.59	-2.90	54.0	12.41	AV	360.00	200	Horizontal	Pass
5	11489.313	53.89	0.07	74.0	20.11	Peak	250.00	100	Horizontal	Pass
5**	11489.313	44.65	0.07	54.0	9.35	AV	250.00	100	Horizontal	Pass
6	15819.412	55.76	1.90	74.0	18.24	Peak	50.00	300	Horizontal	Pass
6**	15819.412	46.57	1.90	54.0	7.43	AV	50.00	300	Horizontal	Pass

11ac20, U-NII-3, 1 GHz to 18 GHz, Low Channel, ANT V

No.	Frequency (MHz)	Results (dBuV/m)	Factor (dB)	Limit (dBuV/m)	Margin (dB)	Detector	Table (Degree)	Height (cm)	Antenna	Verdict
1	1557.300	39.27	-17.03	74.0	34.73	Peak	38.00	200	Vertical	Pass
1**	1557.300	29.62	-17.03	54.0	24.38	AV	38.00	200	Vertical	Pass
2	4392.200	50.43	-3.53	74.0	23.57	Peak	178.00	300	Vertical	Pass
2**	4392.200	41.58	-3.53	54.0	12.42	AV	178.00	300	Vertical	Pass
3	5746.200	103.82	-2.21	--	--	Peak	302.00	200	Vertical	N/A
3**	5746.200	96.18	-2.21	--	--	AV	302.00	200	Vertical	N/A
4	7518.938	49.87	-3.26	74.0	24.13	Peak	113.00	400	Vertical	Pass
4**	7518.938	40.30	-3.26	54.0	13.70	AV	113.00	400	Vertical	Pass
5	12357.562	53.30	1.17	74.0	20.70	Peak	288.00	100	Vertical	Pass
5**	12357.562	44.35	1.17	54.0	9.65	AV	288.00	100	Vertical	Pass
6	16095.825	56.51	1.30	74.0	17.49	Peak	341.00	400	Vertical	Pass
6**	16095.825	46.97	1.30	54.0	7.03	AV	341.00	400	Vertical	Pass

11ac20, U-NII-3, 1 GHz to 18 GHz, Middle Channel, ANT H

No.	Frequency (MHz)	Results (dBuV/m)	Factor (dB)	Limit (dBuV/m)	Margin (dB)	Detector	Table (Degree)	Height (cm)	Antenna	Verdict
1	1480.400	38.86	-17.16	74.0	35.14	Peak	256.00	400	Horizontal	Pass
1**	1480.400	29.64	-17.16	54.0	24.36	AV	256.00	400	Horizontal	Pass
2	4387.800	50.24	-3.38	74.0	23.76	Peak	191.00	400	Horizontal	Pass
2**	4387.800	41.57	-3.38	54.0	12.43	AV	191.00	400	Horizontal	Pass
3	5783.200	110.10	-1.46	--	--	Peak	230.00	100	Horizontal	N/A
3**	5783.200	102.59	-1.46	--	--	AV	230.00	100	Horizontal	N/A
4	7446.775	50.04	-3.17	74.0	23.96	Peak	263.00	400	Horizontal	Pass
4**	7446.775	41.00	-3.17	54.0	13.00	AV	263.00	400	Horizontal	Pass
5	11572.975	54.83	-0.40	74.0	19.17	Peak	242.00	100	Horizontal	Pass
5**	11572.975	45.31	-0.40	54.0	8.69	AV	242.00	100	Horizontal	Pass
6	16065.375	55.94	1.16	74.0	18.06	Peak	0.00	300	Horizontal	Pass
6**	16065.375	46.64	1.16	54.0	7.36	AV	0.00	300	Horizontal	Pass

11ac20, U-NII-3, 1 GHz to 18 GHz, Middle Channel, ANT V

No.	Frequency (MHz)	Results (dBuV/m)	Factor (dB)	Limit (dBuV/m)	Margin (dB)	Detector	Table (Degree)	Height (cm)	Antenna	Verdict
1	1537.300	39.19	-16.98	74.0	34.81	Peak	260.00	100	Vertical	Pass
1**	1537.300	29.48	-16.98	54.0	24.52	AV	260.00	100	Vertical	Pass
2	4391.600	50.34	-3.45	74.0	23.66	Peak	325.00	200	Vertical	Pass
2**	4391.600	42.61	-3.45	54.0	11.39	AV	325.00	200	Vertical	Pass
3	5783.200	102.33	-1.46	--	--	Peak	293.00	200	Vertical	N/A
3**	5783.200	94.86	-1.46	--	--	AV	293.00	200	Vertical	N/A
4	7319.125	50.15	-3.01	74.0	23.85	Peak	74.00	200	Vertical	Pass
4**	7319.125	41.01	-3.01	54.0	12.99	AV	74.00	200	Vertical	Pass
5	11570.962	53.60	-0.40	74.0	20.40	Peak	360.00	200	Vertical	Pass
5**	11570.962	45.87	-0.40	54.0	8.13	AV	360.00	200	Vertical	Pass
6	15850.912	55.89	1.31	74.0	18.11	Peak	133.00	300	Vertical	Pass
6**	15850.912	46.66	1.31	54.0	7.34	AV	133.00	300	Vertical	Pass

11ac20, U-NII-3, 1 GHz to 18 GHz, High Channel, ANT H

No.	Frequency (MHz)	Results (dBuV/m)	Factor (dB)	Limit (dBuV/m)	Margin (dB)	Detector	Table (Degree)	Height (cm)	Antenna	Verdict
1	1471.400	39.08	-17.41	74.0	34.92	Peak	240.00	300	Horizontal	Pass
1**	1471.400	29.22	-17.41	54.0	24.78	AV	240.00	300	Horizontal	Pass
2	4378.400	50.82	-3.42	74.0	23.18	Peak	115.00	400	Horizontal	Pass
2**	4378.400	40.99	-3.42	54.0	13.01	AV	115.00	400	Horizontal	Pass
3	5824.200	109.24	-2.13	--	--	Peak	247.00	200	Horizontal	N/A
3**	5824.200	102.24	-2.13	--	--	AV	247.00	200	Horizontal	N/A
4	7572.700	49.93	-3.05	74.0	24.07	Peak	257.00	200	Horizontal	Pass
4**	7572.700	40.22	-3.05	54.0	13.78	AV	257.00	200	Horizontal	Pass
5	11656.925	53.11	0.03	74.0	20.89	Peak	321.00	150	Horizontal	Pass
5**	11656.925	50.24	0.03	54.0	3.76	AV	321.00	150	Horizontal	Pass
6	15494.438	55.70	1.04	74.0	18.30	Peak	141.00	100	Horizontal	Pass
6**	15494.438	46.41	1.04	54.0	7.59	AV	141.00	100	Horizontal	Pass

11ac20, U-NII-3, 1 GHz to 18 GHz, High Channel, ANT V

No.	Frequency (MHz)	Results (dBuV/m)	Factor (dB)	Limit (dBuV/m)	Margin (dB)	Detector	Table (Degree)	Height (cm)	Antenna	Verdict
1	1509.700	47.57	-17.19	74.0	26.43	Peak	45.00	100	Vertical	Pass
1**	1509.700	30.52	-17.19	54.0	23.48	AV	45.00	100	Vertical	Pass
2	4366.000	50.51	-3.87	74.0	23.49	Peak	216.00	100	Vertical	Pass
2**	4366.000	41.76	-3.87	54.0	12.24	AV	216.00	100	Vertical	Pass
3	5826.000	101.42	-2.05	--	--	Peak	309.00	100	Vertical	N/A
3**	5826.000	94.20	-2.05	--	--	AV	309.00	100	Vertical	N/A
4	7451.375	50.17	-3.18	74.0	23.83	Peak	360.00	400	Vertical	Pass
4**	7451.375	40.78	-3.18	54.0	13.22	AV	360.00	400	Vertical	Pass
5	11646.287	54.67	-0.19	74.0	19.33	Peak	273.00	150	Vertical	Pass
5**	11646.287	48.55	-0.19	54.0	5.45	AV	273.00	150	Vertical	Pass
6	15791.588	56.27	2.06	74.0	17.73	Peak	101.00	300	Vertical	Pass
6**	15791.588	47.34	2.06	54.0	6.66	AV	101.00	300	Vertical	Pass

11ac40, U-NII-3, 1 GHz to 18 GHz, Low Channel, ANT H

No.	Frequency (MHz)	Results (dBuV/m)	Factor (dB)	Limit (dBuV/m)	Margin (dB)	Detector	Table (Degree)	Height (cm)	Antenna	Verdict
1	1585.900	39.52	-16.83	74.0	34.48	Peak	98.00	400	Horizontal	Pass
1**	1585.900	30.06	-16.83	54.0	23.94	AV	98.00	400	Horizontal	Pass
2	4316.800	51.15	-4.09	74.0	22.85	Peak	326.00	400	Horizontal	Pass
2**	4316.800	40.82	-4.09	54.0	13.18	AV	326.00	400	Horizontal	Pass
3	5759.000	105.75	-1.57	--	--	Peak	247.00	200	Horizontal	N/A
3**	5759.000	98.07	-1.57	--	--	AV	247.00	200	Horizontal	N/A
4	7680.225	49.97	-2.46	74.0	24.03	Peak	121.00	300	Horizontal	Pass
4**	7680.225	40.42	-2.46	54.0	13.58	AV	121.00	300	Horizontal	Pass
5	12298.338	53.37	1.51	74.0	20.63	Peak	104.00	100	Horizontal	Pass
5**	12298.338	44.37	1.51	54.0	9.63	AV	104.00	100	Horizontal	Pass
6	16006.050	56.36	0.35	74.0	17.64	Peak	319.00	200	Horizontal	Pass
6**	16006.050	45.53	0.35	54.0	8.47	AV	319.00	200	Horizontal	Pass

11ac40, U-NII-3, 1 GHz to 18 GHz, Low Channel, ANT V

No.	Frequency (MHz)	Results (dBuV/m)	Factor (dB)	Limit (dBuV/m)	Margin (dB)	Detector	Table (Degree)	Height (cm)	Antenna	Verdict
1	1600.200	39.69	-17.60	74.0	34.31	Peak	65.00	400	Vertical	Pass
1**	1600.200	33.10	-17.60	54.0	20.90	AV	65.00	400	Vertical	Pass
2	4236.400	50.13	-4.12	74.0	23.87	Peak	65.00	200	Vertical	Pass
2**	4236.400	40.73	-4.12	54.0	13.27	AV	65.00	200	Vertical	Pass
3	5745.600	97.86	-2.18	--	--	Peak	322.00	200	Vertical	N/A
3**	5745.600	89.72	-2.18	--	--	AV	322.00	200	Vertical	N/A
4	7357.650	49.55	-3.80	74.0	24.45	Peak	17.00	200	Vertical	Pass
4**	7357.650	40.97	-3.80	54.0	13.03	AV	17.00	200	Vertical	Pass
5	12242.275	53.21	1.04	74.0	20.79	Peak	121.00	100	Vertical	Pass
5**	12242.275	43.96	1.04	54.0	10.04	AV	121.00	100	Vertical	Pass
6	15852.750	56.32	1.26	74.0	17.68	Peak	172.00	100	Vertical	Pass
6**	15852.750	46.40	1.26	54.0	7.60	AV	172.00	100	Vertical	Pass

11ac40, U-NII-3, 1 GHz to 18 GHz, High Channel, ANT H

No.	Frequency (MHz)	Results (dBuV/m)	Factor (dB)	Limit (dBuV/m)	Margin (dB)	Detector	Table (Degree)	Height (cm)	Antenna	Verdict
1	1492.900	38.95	-16.88	74.0	35.05	Peak	319.00	100	Horizontal	Pass
1**	1492.900	29.76	-16.88	54.0	24.24	AV	319.00	100	Horizontal	Pass
2	4384.200	50.13	-3.61	74.0	23.87	Peak	274.00	200	Horizontal	Pass
2**	4384.200	40.80	-3.61	54.0	13.20	AV	274.00	200	Horizontal	Pass
3	5788.200	104.86	-1.71	--	--	Peak	240.00	100	Horizontal	N/A
3**	5788.200	97.04	-1.71	--	--	AV	240.00	100	Horizontal	N/A
4	7358.800	49.78	-3.76	74.0	24.22	Peak	104.00	300	Horizontal	Pass
4**	7358.800	40.54	-3.76	54.0	13.46	AV	104.00	300	Horizontal	Pass
5	12389.474	53.98	1.56	74.0	20.02	Peak	0.00	100	Horizontal	Pass
5**	12389.474	43.80	1.56	54.0	10.20	AV	0.00	100	Horizontal	Pass
6	15643.013	56.68	1.28	74.0	17.32	Peak	236.00	200	Horizontal	Pass
6**	15643.013	45.92	1.28	54.0	8.08	AV	236.00	200	Horizontal	Pass

11ac40, U-NII-3, 1 GHz to 18 GHz, High Channel, ANT V

No.	Frequency (MHz)	Results (dBuV/m)	Factor (dB)	Limit (dBuV/m)	Margin (dB)	Detector	Table (Degree)	Height (cm)	Antenna	Verdict
1	1533.700	42.45	-17.17	74.0	31.55	Peak	37.00	200	Vertical	Pass
1**	1533.700	29.16	-17.17	54.0	24.84	AV	37.00	200	Vertical	Pass
2	4389.800	51.34	-3.33	74.0	22.66	Peak	358.00	200	Vertical	Pass
2**	4389.800	41.05	-3.33	54.0	12.95	AV	358.00	200	Vertical	Pass
3	5782.400	96.89	-1.35	--	--	Peak	312.00	100	Vertical	N/A
3**	5782.400	89.19	-1.35	--	--	AV	312.00	100	Vertical	N/A
4	7365.700	50.54	-3.41	74.0	23.46	Peak	312.00	400	Vertical	Pass
4**	7365.700	40.97	-3.41	54.0	13.03	AV	312.00	400	Vertical	Pass
5	11913.088	53.21	1.50	74.0	20.79	Peak	226.00	200	Vertical	Pass
5**	11913.088	43.48	1.50	54.0	10.52	AV	226.00	200	Vertical	Pass
6	16128.900	56.13	0.97	74.0	17.87	Peak	239.00	400	Vertical	Pass
6**	16128.900	46.66	0.97	54.0	7.34	AV	239.00	400	Vertical	Pass

11ac80, U-NII-3, 1 GHz to 18 GHz, Middle Channel, ANT H

No.	Frequency (MHz)	Results (dBuV/m)	Factor (dB)	Limit (dBuV/m)	Margin (dB)	Detector	Table (Degree)	Height (cm)	Antenna	Verdict
1	1573.000	39.02	-17.08	74.0	34.98	Peak	231.00	400	Horizontal	Pass
1**	1573.000	29.78	-17.08	54.0	24.22	AV	231.00	400	Horizontal	Pass
2	4196.200	50.16	-4.81	74.0	23.84	Peak	41.00	400	Horizontal	Pass
2**	4196.200	40.07	-4.81	54.0	13.93	AV	41.00	400	Horizontal	Pass
3	5760.000	103.00	-1.66	--	--	Peak	240.00	150	Horizontal	N/A
3**	5760.000	95.13	-1.66	--	--	AV	240.00	150	Horizontal	N/A
4	7673.612	50.13	-2.31	74.0	23.87	Peak	195.00	300	Horizontal	Pass
4**	7673.612	40.79	-2.31	54.0	13.21	AV	195.00	300	Horizontal	Pass
5	12322.201	53.17	1.42	74.0	20.83	Peak	144.00	150	Horizontal	Pass
5**	12322.201	43.82	1.42	54.0	10.18	AV	144.00	150	Horizontal	Pass
6	16093.200	56.12	1.36	74.0	17.88	Peak	134.00	300	Horizontal	Pass
6**	16093.200	46.83	1.36	54.0	7.17	AV	134.00	300	Horizontal	Pass

11ac80, U-NII-3, 1 GHz to 18 GHz, Middle Channel, ANT V

No.	Frequency (MHz)	Results (dBuV/m)	Factor (dB)	Limit (dBuV/m)	Margin (dB)	Detector	Table (Degree)	Height (cm)	Antenna	Verdict
1	1585.300	40.15	-16.81	74.0	33.85	Peak	125.00	200	Vertical	Pass
1**	1585.300	29.52	-16.81	54.0	24.48	AV	125.00	200	Vertical	Pass
2	4298.200	50.52	-4.05	74.0	23.48	Peak	89.00	400	Vertical	Pass
2**	4298.200	41.44	-4.05	54.0	12.56	AV	89.00	400	Vertical	Pass
3	5743.200	94.78	-2.13	--	--	Peak	321.00	100	Vertical	N/A
3**	5743.200	87.31	-2.13	--	--	AV	321.00	100	Vertical	N/A
4	7513.475	50.12	-3.35	74.0	23.88	Peak	336.00	100	Vertical	Pass
4**	7513.475	40.41	-3.35	54.0	13.59	AV	336.00	100	Vertical	Pass
5	12229.049	53.94	1.30	74.0	20.06	Peak	158.00	100	Vertical	Pass
5**	12229.049	44.24	1.30	54.0	9.76	AV	158.00	100	Vertical	Pass
6	15833.326	56.44	1.47	74.0	17.56	Peak	205.00	100	Vertical	Pass
6**	15833.326	46.62	1.47	54.0	7.38	AV	205.00	100	Vertical	Pass

11ax20 (SU), U-NII-3, 1 GHz to 18 GHz, Low Channel, ANT H

No.	Frequency (MHz)	Results (dBuV/m)	Factor (dB)	Limit (dBuV/m)	Margin (dB)	Detector	Table (Degree)	Height (cm)	Antenna	Verdict
1	1530.900	38.93	-17.20	74.0	35.07	Peak	83.00	200	Horizontal	Pass
1**	1530.900	29.70	-17.20	54.0	24.30	AV	83.00	200	Horizontal	Pass
2	4361.200	50.83	-4.08	74.0	23.17	Peak	35.00	400	Horizontal	Pass
2**	4361.200	41.08	-4.08	54.0	12.92	AV	35.00	400	Horizontal	Pass
3	5743.400	111.69	-2.11	--	--	Peak	239.00	150	Horizontal	N/A
3**	5743.400	104.18	-2.11	--	--	AV	239.00	150	Horizontal	N/A
4	7365.987	50.37	-3.47	74.0	23.63	Peak	360.00	100	Horizontal	Pass
4**	7365.987	40.54	-3.47	54.0	13.46	AV	360.00	100	Horizontal	Pass
5	11492.763	55.28	0.06	74.0	18.72	Peak	230.00	100	Horizontal	Pass
5**	11492.763	45.31	0.06	54.0	8.69	AV	230.00	100	Horizontal	Pass
6	15855.375	56.20	1.17	74.0	17.80	Peak	97.00	400	Horizontal	Pass
6**	15855.375	47.30	1.17	54.0	6.70	AV	97.00	400	Horizontal	Pass

11ax20 (SU), U-NII-3, 1 GHz to 18 GHz, Low Channel, ANT V

No.	Frequency (MHz)	Results (dBuV/m)	Factor (dB)	Limit (dBuV/m)	Margin (dB)	Detector	Table (Degree)	Height (cm)	Antenna	Verdict
1	1460.100	44.51	-17.07	74.0	29.49	Peak	253.00	300	Vertical	Pass
1**	1460.100	29.75	-17.07	54.0	24.25	AV	253.00	300	Vertical	Pass
2	4387.000	51.02	-3.33	74.0	22.98	Peak	265.00	300	Vertical	Pass
2**	4387.000	41.59	-3.33	54.0	12.41	AV	265.00	300	Vertical	Pass
3	5744.200	105.99	-2.07	--	--	Peak	322.00	100	Vertical	N/A
3**	5744.200	96.51	-2.07	--	--	AV	322.00	100	Vertical	N/A
4	7725.075	49.83	-2.44	74.0	24.17	Peak	51.00	200	Vertical	Pass
4**	7725.075	41.38	-2.44	54.0	12.62	AV	51.00	200	Vertical	Pass
5	12323.350	53.52	1.42	74.0	20.48	Peak	158.00	100	Vertical	Pass
5**	12323.350	43.79	1.42	54.0	10.21	AV	158.00	100	Vertical	Pass
6	15804.188	56.68	2.28	74.0	17.32	Peak	77.00	400	Vertical	Pass
6**	15804.188	46.71	2.28	54.0	7.29	AV	77.00	400	Vertical	Pass

11ax20 (SU), U-NII-3, 1 GHz to 18 GHz, Middle Channel, ANT H

No.	Frequency (MHz)	Results (dBuV/m)	Factor (dB)	Limit (dBuV/m)	Margin (dB)	Detector	Table (Degree)	Height (cm)	Antenna	Verdict
1	1534.400	39.12	-17.17	74.0	34.88	Peak	0.00	200	Horizontal	Pass
1**	1534.400	29.33	-17.17	54.0	24.67	AV	0.00	200	Horizontal	Pass
2	4389.000	50.11	-3.37	74.0	23.89	Peak	355.00	200	Horizontal	Pass
2**	4389.000	42.40	-3.37	54.0	11.60	AV	355.00	200	Horizontal	Pass
3	5785.800	110.95	-1.64	--	--	Peak	260.00	200	Horizontal	N/A
3**	5785.800	102.75	-1.64	--	--	AV	260.00	200	Horizontal	N/A
4	7333.500	49.99	-3.12	74.0	24.01	Peak	32.00	400	Horizontal	Pass
4**	7333.500	40.87	-3.12	54.0	13.13	AV	32.00	400	Horizontal	Pass
5	11571.537	54.88	-0.40	74.0	19.12	Peak	326.00	100	Horizontal	Pass
5**	11571.537	45.10	-0.40	54.0	8.90	AV	326.00	100	Horizontal	Pass
6	15669.000	56.43	1.41	74.0	17.57	Peak	119.00	400	Horizontal	Pass
6**	15669.000	46.57	1.41	54.0	7.43	AV	119.00	400	Horizontal	Pass

11ax20 (SU), U-NII-3, 1 GHz to 18 GHz, Middle Channel, ANT V

No.	Frequency (MHz)	Results (dBuV/m)	Factor (dB)	Limit (dBuV/m)	Margin (dB)	Detector	Table (Degree)	Height (cm)	Antenna	Verdict
1	1572.500	42.02	-17.06	74.0	31.98	Peak	44.00	400	Vertical	Pass
1**	1572.500	29.70	-17.06	54.0	24.30	AV	44.00	400	Vertical	Pass
2	4395.400	50.16	-3.93	74.0	23.84	Peak	143.00	100	Vertical	Pass
2**	4395.400	41.47	-3.93	54.0	12.53	AV	143.00	100	Vertical	Pass
3	5782.800	104.32	-1.40	--	--	Peak	333.00	150	Vertical	N/A
3**	5782.800	95.34	-1.40	--	--	AV	333.00	150	Vertical	N/A
4	7520.375	49.34	-3.26	74.0	24.66	Peak	232.00	200	Vertical	Pass
4**	7520.375	39.98	-3.26	54.0	14.02	AV	232.00	200	Vertical	Pass
5	11567.513	54.04	-0.40	74.0	19.96	Peak	273.00	200	Vertical	Pass
5**	11567.513	44.38	-0.40	54.0	9.62	AV	273.00	200	Vertical	Pass
6	15813.375	55.99	2.09	74.0	18.01	Peak	162.00	300	Vertical	Pass
6**	15813.375	47.49	2.09	54.0	6.51	AV	162.00	300	Vertical	Pass

11ax20 (SU), U-NII-3, 1 GHz to 18 GHz, High Channel, ANT H

No.	Frequency (MHz)	Results (dBuV/m)	Factor (dB)	Limit (dBuV/m)	Margin (dB)	Detector	Table (Degree)	Height (cm)	Antenna	Verdict
1	1567.000	39.13	-17.11	74.0	34.87	Peak	213.00	100	Horizontal	Pass
1**	1567.000	29.22	-17.11	54.0	24.78	AV	213.00	100	Horizontal	Pass
2	4380.800	50.87	-3.46	74.0	23.13	Peak	262.00	300	Horizontal	Pass
2**	4380.800	41.84	-3.46	54.0	12.16	AV	262.00	300	Horizontal	Pass
3	5826.600	111.76	-2.01	--	--	Peak	239.00	150	Horizontal	N/A
3**	5826.600	102.64	-2.01	--	--	AV	239.00	150	Horizontal	N/A
4	7384.100	49.77	-3.59	74.0	24.23	Peak	292.00	400	Horizontal	Pass
4**	7384.100	40.67	-3.59	54.0	13.33	AV	292.00	400	Horizontal	Pass
5	11648.874	53.78	-0.17	74.0	20.22	Peak	256.00	150	Horizontal	Pass
5**	11648.874	50.28	-0.17	54.0	3.72	AV	256.00	150	Horizontal	Pass
6	16102.125	56.01	1.11	74.0	17.99	Peak	0.00	200	Horizontal	Pass
6**	16102.125	46.15	1.11	54.0	7.85	AV	0.00	200	Horizontal	Pass

11ax20 (SU), U-NII-3, 1 GHz to 18 GHz, High Channel, ANT V

No.	Frequency (MHz)	Results (dBuV/m)	Factor (dB)	Limit (dBuV/m)	Margin (dB)	Detector	Table (Degree)	Height (cm)	Antenna	Verdict
1	1505.100	38.72	-16.84	74.0	35.28	Peak	15.00	300	Vertical	Pass
1**	1505.100	29.63	-16.84	54.0	24.37	AV	15.00	300	Vertical	Pass
2	4378.000	50.55	-3.46	74.0	23.45	Peak	211.00	200	Vertical	Pass
2**	4378.000	41.51	-3.46	54.0	12.49	AV	211.00	200	Vertical	Pass
3	5824.400	102.73	-2.13	--	--	Peak	318.00	150	Vertical	N/A
3**	5824.400	94.87	-2.13	--	--	AV	318.00	150	Vertical	N/A
4	7367.712	50.36	-3.81	74.0	23.64	Peak	102.00	400	Vertical	Pass
4**	7367.712	40.32	-3.81	54.0	13.68	AV	102.00	400	Vertical	Pass
5	11649.450	54.38	-0.16	74.0	19.62	Peak	278.00	150	Vertical	Pass
5**	11649.450	49.90	-0.16	54.0	4.10	AV	278.00	150	Vertical	Pass
6	15801.562	57.19	2.31	74.0	16.81	Peak	119.00	400	Vertical	Pass
6**	15801.562	47.07	2.31	54.0	6.93	AV	119.00	400	Vertical	Pass

11ax40 (SU), U-NII-3, 1 GHz to 18 GHz, Low Channel, ANT H

No.	Frequency (MHz)	Results (dBuV/m)	Factor (dB)	Limit (dBuV/m)	Margin (dB)	Detector	Table (Degree)	Height (cm)	Antenna	Verdict
1	1620.500	39.03	-17.23	74.0	34.97	Peak	21.00	400	Horizontal	Pass
1**	1620.500	29.29	-17.23	54.0	24.71	AV	21.00	400	Horizontal	Pass
2	4299.400	50.83	-4.14	74.0	23.17	Peak	115.00	300	Horizontal	Pass
2**	4299.400	41.64	-4.14	54.0	12.36	AV	115.00	300	Horizontal	Pass
3	5750.400	108.07	-2.34	--	--	Peak	254.00	150	Horizontal	N/A
3**	5750.400	99.02	-2.34	--	--	AV	254.00	150	Horizontal	N/A
4	7318.550	50.68	-2.98	74.0	23.32	Peak	173.00	300	Horizontal	Pass
4**	7318.550	40.56	-2.98	54.0	13.44	AV	173.00	300	Horizontal	Pass
5	12275.912	54.39	1.65	74.0	19.61	Peak	360.00	150	Horizontal	Pass
5**	12275.912	43.85	1.65	54.0	10.15	AV	360.00	150	Horizontal	Pass
6	15500.474	56.45	1.17	74.0	17.55	Peak	163.00	100	Horizontal	Pass
6**	15500.474	46.40	1.17	54.0	7.60	AV	163.00	100	Horizontal	Pass

11ax40 (SU), U-NII-3, 1 GHz to 18 GHz, Low Channel, ANT V

No.	Frequency (MHz)	Results (dBuV/m)	Factor (dB)	Limit (dBuV/m)	Margin (dB)	Detector	Table (Degree)	Height (cm)	Antenna	Verdict
1	1484.900	38.96	-16.75	74.0	35.04	Peak	248.00	300	Vertical	Pass
1**	1484.900	29.11	-16.75	54.0	24.89	AV	248.00	300	Vertical	Pass
2	4374.800	50.26	-4.07	74.0	23.74	Peak	224.00	300	Vertical	Pass
2**	4374.800	41.56	-4.07	54.0	12.44	AV	224.00	300	Vertical	Pass
3	5739.600	100.26	-2.08	--	--	Peak	327.00	200	Vertical	N/A
3**	5739.600	90.21	-2.08	--	--	AV	327.00	200	Vertical	N/A
4	7326.025	49.89	-3.43	74.0	24.11	Peak	360.00	200	Vertical	Pass
4**	7326.025	40.65	-3.43	54.0	13.35	AV	360.00	200	Vertical	Pass
5	12317.600	53.29	1.41	74.0	20.71	Peak	137.00	200	Vertical	Pass
5**	12317.600	44.01	1.41	54.0	9.99	AV	137.00	200	Vertical	Pass
6	15850.912	55.83	1.31	74.0	18.17	Peak	223.00	300	Vertical	Pass
6**	15850.912	46.96	1.31	54.0	7.04	AV	223.00	300	Vertical	Pass

11ax40 (SU), U-NII-3, 1 GHz to 18 GHz, High Channel, ANT H

No.	Frequency (MHz)	Results (dBuV/m)	Factor (dB)	Limit (dBuV/m)	Margin (dB)	Detector	Table (Degree)	Height (cm)	Antenna	Verdict
1	1513.800	39.78	-17.24	74.0	34.22	Peak	137.00	200	Horizontal	Pass
1**	1513.800	29.17	-17.24	54.0	24.83	AV	137.00	200	Horizontal	Pass
2	4386.400	51.06	-3.29	74.0	22.94	Peak	40.00	300	Horizontal	Pass
2**	4386.400	41.45	-3.29	54.0	12.55	AV	40.00	300	Horizontal	Pass
3	5808.800	106.72	-1.94	--	--	Peak	244.00	150	Horizontal	N/A
3**	5808.800	97.56	-1.94	--	--	AV	244.00	150	Horizontal	N/A
4	7648.025	49.71	-2.79	74.0	24.29	Peak	119.00	300	Horizontal	Pass
4**	7648.025	40.06	-2.79	54.0	13.94	AV	119.00	300	Horizontal	Pass
5	12448.412	53.79	1.86	74.0	20.21	Peak	119.00	150	Horizontal	Pass
5**	12448.412	43.60	1.86	54.0	10.40	AV	119.00	150	Horizontal	Pass
6	15845.401	56.82	1.37	74.0	17.18	Peak	296.00	400	Horizontal	Pass
6**	15845.401	46.44	1.37	54.0	7.56	AV	296.00	400	Horizontal	Pass

11ax40 (SU), U-NII-3, 1 GHz to 18 GHz, High Channel, ANT V

No.	Frequency (MHz)	Results (dBuV/m)	Factor (dB)	Limit (dBuV/m)	Margin (dB)	Detector	Table (Degree)	Height (cm)	Antenna	Verdict
1	1500.400	39.34	-16.86	74.0	34.66	Peak	68.00	100	Vertical	Pass
1**	1500.400	29.94	-16.86	54.0	24.06	AV	68.00	100	Vertical	Pass
2	4394.400	51.00	-3.84	74.0	23.00	Peak	19.00	200	Vertical	Pass
2**	4394.400	41.47	-3.84	54.0	12.53	AV	19.00	200	Vertical	Pass
3	5788.600	98.56	-1.72	--	--	Peak	315.00	150	Vertical	N/A
3**	5788.600	89.65	-1.72	--	--	AV	315.00	150	Vertical	N/A
4	7320.850	50.94	-3.12	74.0	23.06	Peak	195.00	400	Vertical	Pass
4**	7320.850	41.91	-3.12	54.0	12.09	AV	195.00	400	Vertical	Pass
5	12408.450	53.48	1.45	74.0	20.52	Peak	212.00	200	Vertical	Pass
5**	12408.450	44.41	1.45	54.0	9.59	AV	212.00	200	Vertical	Pass
6	15863.513	57.00	0.85	74.0	17.00	Peak	134.00	300	Vertical	Pass
6**	15863.513	46.11	0.85	54.0	7.89	AV	134.00	300	Vertical	Pass

11ax80 (SU), U-NII-3, 1 GHz to 18 GHz, Middle Channel, ANT H

No.	Frequency (MHz)	Results (dBuV/m)	Factor (dB)	Limit (dBuV/m)	Margin (dB)	Detector	Table (Degree)	Height (cm)	Antenna	Verdict
1	1479.900	39.12	-17.17	74.0	34.88	Peak	66.00	100	Horizontal	Pass
1**	1479.900	29.37	-17.17	54.0	24.63	AV	66.00	100	Horizontal	Pass
2	4380.800	49.88	-3.46	74.0	24.12	Peak	336.00	200	Horizontal	Pass
2**	4380.800	41.96	-3.46	54.0	12.04	AV	336.00	200	Horizontal	Pass
3	5759.600	104.32	-1.63	--	--	Peak	258.00	100	Horizontal	N/A
3**	5759.600	95.21	-1.63	--	--	AV	258.00	100	Horizontal	N/A
4	7715.875	50.03	-2.61	74.0	23.97	Peak	275.00	200	Horizontal	Pass
4**	7715.875	40.11	-2.61	54.0	13.89	AV	275.00	200	Horizontal	Pass
5	12316.450	53.86	1.41	74.0	20.14	Peak	240.00	150	Horizontal	Pass
5**	12316.450	44.77	1.41	54.0	9.23	AV	240.00	150	Horizontal	Pass
6	15857.475	56.02	1.06	74.0	17.98	Peak	318.00	400	Horizontal	Pass
6**	15857.475	46.24	1.06	54.0	7.76	AV	318.00	400	Horizontal	Pass

11ax80 (SU), U-NII-3, 1 GHz to 18 GHz, Middle Channel, ANT V

No.	Frequency (MHz)	Results (dBuV/m)	Factor (dB)	Limit (dBuV/m)	Margin (dB)	Detector	Table (Degree)	Height (cm)	Antenna	Verdict
1	1493.200	38.72	-16.88	74.0	35.28	Peak	243.00	200	Vertical	Pass
1**	1493.200	29.80	-16.88	54.0	24.20	AV	243.00	200	Vertical	Pass
2	4343.600	50.76	-3.66	74.0	23.24	Peak	235.00	400	Vertical	Pass
2**	4343.600	40.93	-3.66	54.0	13.07	AV	235.00	400	Vertical	Pass
3	5804.800	96.97	-1.91	--	--	Peak	324.00	200	Vertical	N/A
3**	5804.800	86.28	-1.91	--	--	AV	324.00	200	Vertical	N/A
4	7681.375	50.04	-2.62	74.0	23.96	Peak	0.00	400	Vertical	Pass
4**	7681.375	40.80	-2.62	54.0	13.20	AV	0.00	400	Vertical	Pass
5	12605.100	53.47	1.92	74.0	20.53	Peak	227.00	200	Vertical	Pass
5**	12605.100	45.09	1.92	54.0	8.91	AV	227.00	200	Vertical	Pass
6	15501.787	56.53	1.20	74.0	17.47	Peak	247.00	200	Vertical	Pass
6**	15501.787	46.56	1.20	54.0	7.44	AV	247.00	200	Vertical	Pass

SISO-Antenna 2

11a, U-NII-1, 1 GHz to 18 GHz, Low Channel, ANT H

No.	Frequency (MHz)	Results (dBuV/m)	Factor (dB)	Limit (dBuV/m)	Margin (dB)	Detector	Table (Degree)	Height (cm)	Antenna	Verdict
1	1585.500	39.37	-16.78	74.0	34.63	Peak	333.00	400	Horizontal	Pass
1**	1585.500	29.61	-16.78	54.0	24.39	AV	333.00	400	Horizontal	Pass
2	4184.600	50.04	-4.53	74.0	23.96	Peak	322.00	100	Horizontal	Pass
2**	4184.600	40.36	-4.53	54.0	13.64	AV	322.00	100	Horizontal	Pass
3	5177.800	107.48	-2.52	--	--	Peak	153.00	100	Horizontal	N/A
3**	5177.800	99.42	-2.52	--	--	AV	153.00	100	Horizontal	N/A
4	7321.138	50.03	-3.15	74.0	23.97	Peak	360.00	200	Horizontal	Pass
4**	7321.138	40.65	-3.15	54.0	13.35	AV	360.00	200	Horizontal	Pass
5	12698.825	53.18	0.84	74.0	20.82	Peak	103.00	100	Horizontal	Pass
5**	12698.825	44.38	0.84	54.0	9.62	AV	103.00	100	Horizontal	Pass
6	16038.075	56.99	0.78	74.0	17.01	Peak	199.00	200	Horizontal	Pass
6**	16038.075	46.51	0.78	54.0	7.49	AV	199.00	200	Horizontal	Pass

11a, U-NII-1, 1 GHz to 18 GHz, Low Channel, ANT V

No.	Frequency (MHz)	Results (dBuV/m)	Factor (dB)	Limit (dBuV/m)	Margin (dB)	Detector	Table (Degree)	Height (cm)	Antenna	Verdict
1	1603.600	40.02	-17.41	74.0	33.98	Peak	34.00	300	Vertical	Pass
1**	1603.600	29.38	-17.41	54.0	24.62	AV	34.00	300	Vertical	Pass
2	4384.200	50.74	-3.61	74.0	23.26	Peak	331.00	400	Vertical	Pass
2**	4384.200	41.14	-3.61	54.0	12.86	AV	331.00	400	Vertical	Pass
3	5182.800	101.62	-2.55	--	--	Peak	342.00	150	Vertical	N/A
3**	5182.800	94.49	-2.55	--	--	AV	342.00	150	Vertical	N/A
4	7674.475	50.67	-2.40	74.0	23.33	Peak	31.00	300	Vertical	Pass
4**	7674.475	40.96	-2.40	54.0	13.04	AV	31.00	300	Vertical	Pass
5	12319.612	53.84	1.42	74.0	20.16	Peak	68.00	150	Vertical	Pass
5**	12319.612	44.21	1.42	54.0	9.79	AV	68.00	150	Vertical	Pass
6	15668.213	55.87	1.40	74.0	18.13	Peak	261.00	100	Vertical	Pass
6**	15668.213	46.70	1.40	54.0	7.30	AV	261.00	100	Vertical	Pass

11a, U-NII-1, 1 GHz to 18 GHz, Middle Channel, ANT H

No.	Frequency (MHz)	Results (dBuV/m)	Factor (dB)	Limit (dBuV/m)	Margin (dB)	Detector	Table (Degree)	Height (cm)	Antenna	Verdict
1	1543.100	39.39	-17.31	74.0	34.61	Peak	360.00	400	Horizontal	Pass
1**	1543.100	29.79	-17.31	54.0	24.21	AV	360.00	400	Horizontal	Pass
2	4384.000	50.49	-3.64	74.0	23.51	Peak	232.00	400	Horizontal	Pass
2**	4384.000	41.88	-3.64	54.0	12.12	AV	232.00	400	Horizontal	Pass
3	5221.200	108.08	-2.69	--	--	Peak	144.00	150	Horizontal	N/A
3**	5221.200	101.21	-2.69	--	--	AV	144.00	150	Horizontal	N/A
4	7339.250	50.23	-2.93	74.0	23.77	Peak	177.00	200	Horizontal	Pass
4**	7339.250	40.95	-2.93	54.0	13.05	AV	177.00	200	Horizontal	Pass
5	12604.526	53.68	1.91	74.0	20.32	Peak	295.00	100	Horizontal	Pass
5**	12604.526	44.18	1.91	54.0	9.82	AV	295.00	100	Horizontal	Pass
6	15496.537	56.33	1.08	74.0	17.67	Peak	157.00	400	Horizontal	Pass
6**	15496.537	46.40	1.08	54.0	7.60	AV	157.00	400	Horizontal	Pass

11a, U-NII-1, 1 GHz to 18 GHz, Middle Channel, ANT V

No.	Frequency (MHz)	Results (dBuV/m)	Factor (dB)	Limit (dBuV/m)	Margin (dB)	Detector	Table (Degree)	Height (cm)	Antenna	Verdict
1	1486.600	39.14	-16.74	74.0	34.86	Peak	94.00	400	Vertical	Pass
1**	1486.600	29.53	-16.74	54.0	24.47	AV	94.00	400	Vertical	Pass
2	4368.200	50.45	-3.86	74.0	23.55	Peak	159.00	100	Vertical	Pass
2**	4368.200	41.01	-3.86	54.0	12.99	AV	159.00	100	Vertical	Pass
3	5222.600	103.25	-2.70	--	--	Peak	347.00	150	Vertical	N/A
3**	5222.600	95.28	-2.70	--	--	AV	347.00	150	Vertical	N/A
4	7340.112	50.95	-2.98	74.0	23.05	Peak	330.00	200	Vertical	Pass
4**	7340.112	41.80	-2.98	54.0	12.20	AV	330.00	200	Vertical	Pass
5	12399.250	53.42	1.58	74.0	20.58	Peak	59.00	100	Vertical	Pass
5**	12399.250	43.75	1.58	54.0	10.25	AV	59.00	100	Vertical	Pass
6	16121.026	55.94	0.65	74.0	18.06	Peak	319.00	300	Vertical	Pass
6**	16121.026	46.00	0.65	54.0	8.00	AV	319.00	300	Vertical	Pass

11a, U-NII-1, 1 GHz to 18 GHz, High Channel, ANT H

No.	Frequency (MHz)	Results (dBuV/m)	Factor (dB)	Limit (dBuV/m)	Margin (dB)	Detector	Table (Degree)	Height (cm)	Antenna	Verdict
1	1488.100	39.99	-16.81	74.0	34.01	Peak	294.00	400	Horizontal	Pass
1**	1488.100	29.66	-16.81	54.0	24.34	AV	294.00	400	Horizontal	Pass
2	4392.200	50.30	-3.53	74.0	23.70	Peak	266.00	100	Horizontal	Pass
2**	4392.200	41.20	-3.53	54.0	12.80	AV	266.00	100	Horizontal	Pass
3	5242.000	108.40	-2.48	--	--	Peak	156.00	150	Horizontal	N/A
3**	5242.000	101.21	-2.48	--	--	AV	156.00	150	Horizontal	N/A
4	7346.438	50.23	-3.56	74.0	23.77	Peak	328.00	100	Horizontal	Pass
4**	7346.438	41.29	-3.56	54.0	12.71	AV	328.00	100	Horizontal	Pass
5	12271.600	53.27	1.50	74.0	20.73	Peak	328.00	100	Horizontal	Pass
5**	12271.600	44.33	1.50	54.0	9.67	AV	328.00	100	Horizontal	Pass
6	16029.150	56.33	0.70	74.0	17.67	Peak	118.00	400	Horizontal	Pass
6**	16029.150	46.52	0.70	54.0	7.48	AV	118.00	400	Horizontal	Pass

11a, U-NII-1, 1 GHz to 18 GHz, High Channel, ANT V

No.	Frequency (MHz)	Results (dBuV/m)	Factor (dB)	Limit (dBuV/m)	Margin (dB)	Detector	Table (Degree)	Height (cm)	Antenna	Verdict
1	1600.400	39.18	-17.62	74.0	34.82	Peak	77.00	400	Vertical	Pass
1**	1600.400	31.46	-17.62	54.0	22.54	AV	77.00	400	Vertical	Pass
2	4381.200	50.69	-3.52	74.0	23.31	Peak	220.00	400	Vertical	Pass
2**	4381.200	41.89	-3.52	54.0	12.11	AV	220.00	400	Vertical	Pass
3	5244.400	102.77	-2.38	--	--	Peak	360.00	100	Vertical	N/A
3**	5244.400	94.00	-2.38	--	--	AV	360.00	100	Vertical	N/A
4	7339.537	50.52	-2.93	74.0	23.48	Peak	192.00	200	Vertical	Pass
4**	7339.537	42.51	-2.93	54.0	11.49	AV	192.00	200	Vertical	Pass
5	12505.912	54.33	1.67	74.0	19.67	Peak	18.00	100	Vertical	Pass
5**	12505.912	43.63	1.67	54.0	10.37	AV	18.00	100	Vertical	Pass
6	15634.875	56.32	1.56	74.0	17.68	Peak	155.00	400	Vertical	Pass
6**	15634.875	47.99	1.56	54.0	6.01	AV	155.00	400	Vertical	Pass

11n20, U-NII-1, 1 GHz to 18 GHz, Low Channel, ANT H

No.	Frequency (MHz)	Results (dBuV/m)	Factor (dB)	Limit (dBuV/m)	Margin (dB)	Detector	Table (Degree)	Height (cm)	Antenna	Verdict
1	1453.900	38.94	-17.08	74.0	35.06	Peak	227.00	400	Horizontal	Pass
1**	1453.900	29.22	-17.08	54.0	24.78	AV	227.00	400	Horizontal	Pass
2	4391.200	50.83	-3.40	74.0	23.17	Peak	131.00	200	Horizontal	Pass
2**	4391.200	42.22	-3.40	54.0	11.78	AV	131.00	200	Horizontal	Pass
3	5181.000	107.32	-2.67	--	--	Peak	154.00	100	Horizontal	N/A
3**	5181.000	100.29	-2.67	--	--	AV	154.00	100	Horizontal	N/A
4	7452.525	49.85	-3.18	74.0	24.15	Peak	206.00	300	Horizontal	Pass
4**	7452.525	40.70	-3.18	54.0	13.30	AV	206.00	300	Horizontal	Pass
5	12611.713	53.40	1.89	74.0	20.60	Peak	206.00	150	Horizontal	Pass
5**	12611.713	44.00	1.89	54.0	10.00	AV	206.00	150	Horizontal	Pass
6	15792.113	55.72	2.08	74.0	18.28	Peak	260.00	400	Horizontal	Pass
6**	15792.113	47.08	2.08	54.0	6.92	AV	260.00	400	Horizontal	Pass

11n20, U-NII-1, 1 GHz to 18 GHz, Low Channel, ANT V

No.	Frequency (MHz)	Results (dBuV/m)	Factor (dB)	Limit (dBuV/m)	Margin (dB)	Detector	Table (Degree)	Height (cm)	Antenna	Verdict
1	1521.100	38.81	-17.30	74.0	35.19	Peak	328.00	200	Vertical	Pass
1**	1521.100	29.71	-17.30	54.0	24.29	AV	328.00	200	Vertical	Pass
2	4383.200	49.99	-3.64	74.0	24.01	Peak	110.00	400	Vertical	Pass
2**	4383.200	42.06	-3.64	54.0	11.94	AV	110.00	400	Vertical	Pass
3	5181.200	101.64	-2.66	--	--	Peak	279.00	150	Vertical	N/A
3**	5181.200	94.50	-2.66	--	--	AV	279.00	150	Vertical	N/A
4	7641.700	49.64	-3.23	74.0	24.36	Peak	277.00	300	Vertical	Pass
4**	7641.700	40.39	-3.23	54.0	13.61	AV	277.00	300	Vertical	Pass
5	12328.813	53.37	1.42	74.0	20.63	Peak	294.00	200	Vertical	Pass
5**	12328.813	43.69	1.42	54.0	10.31	AV	294.00	200	Vertical	Pass
6	16116.037	55.80	0.67	74.0	18.20	Peak	360.00	200	Vertical	Pass
6**	16116.037	46.56	0.67	54.0	7.44	AV	360.00	200	Vertical	Pass

11n20, U-NII-1, 1 GHz to 18 GHz, Middle Channel, ANT H

No.	Frequency (MHz)	Results (dBuV/m)	Factor (dB)	Limit (dBuV/m)	Margin (dB)	Detector	Table (Degree)	Height (cm)	Antenna	Verdict
1	1574.700	40.06	-17.14	74.0	33.94	Peak	27.00	300	Horizontal	Pass
1**	1574.700	30.28	-17.14	54.0	23.72	AV	27.00	300	Horizontal	Pass
2	4259.600	51.56	-4.46	74.0	22.44	Peak	109.00	300	Horizontal	Pass
2**	4259.600	40.72	-4.46	54.0	13.28	AV	109.00	300	Horizontal	Pass
3	5218.800	107.50	-2.86	--	--	Peak	154.00	150	Horizontal	N/A
3**	5218.800	100.11	-2.86	--	--	AV	154.00	150	Horizontal	N/A
4	7340.975	50.48	-3.07	74.0	23.52	Peak	345.00	300	Horizontal	Pass
4**	7340.975	41.32	-3.07	54.0	12.68	AV	345.00	300	Horizontal	Pass
5	12379.125	53.47	1.45	74.0	20.53	Peak	0.00	100	Horizontal	Pass
5**	12379.125	44.00	1.45	54.0	10.00	AV	0.00	100	Horizontal	Pass
6	15796.575	55.96	2.22	74.0	18.04	Peak	260.00	400	Horizontal	Pass
6**	15796.575	46.69	2.22	54.0	7.31	AV	260.00	400	Horizontal	Pass

11n20, U-NII-1, 1 GHz to 18 GHz, Middle Channel, ANT V

No.	Frequency (MHz)	Results (dBuV/m)	Factor (dB)	Limit (dBuV/m)	Margin (dB)	Detector	Table (Degree)	Height (cm)	Antenna	Verdict
1	1504.700	40.47	-16.85	74.0	33.53	Peak	171.00	400	Vertical	Pass
1**	1504.700	30.01	-16.85	54.0	23.99	AV	171.00	400	Vertical	Pass
2	4389.000	50.25	-3.37	74.0	23.75	Peak	176.00	400	Vertical	Pass
2**	4389.000	41.70	-3.37	54.0	12.30	AV	176.00	400	Vertical	Pass
3	5218.800	103.21	-2.86	--	--	Peak	346.00	150	Vertical	N/A
3**	5218.800	95.59	-2.86	--	--	AV	346.00	150	Vertical	N/A
4	7365.125	50.84	-3.36	74.0	23.16	Peak	170.00	100	Vertical	Pass
4**	7365.125	41.00	-3.36	54.0	13.00	AV	170.00	100	Vertical	Pass
5	12278.213	53.61	1.74	74.0	20.39	Peak	309.00	100	Vertical	Pass
5**	12278.213	45.65	1.74	54.0	8.35	AV	309.00	100	Vertical	Pass
6	15774.788	56.10	1.26	74.0	17.90	Peak	37.00	200	Vertical	Pass
6**	15774.788	47.63	1.26	54.0	6.37	AV	37.00	200	Vertical	Pass

11n20, U-NII-1, 1 GHz to 18 GHz, High Channel, ANT H

No.	Frequency (MHz)	Results (dBuV/m)	Factor (dB)	Limit (dBuV/m)	Margin (dB)	Detector	Table (Degree)	Height (cm)	Antenna	Verdict
1	1582.500	38.77	-17.12	74.0	35.23	Peak	18.00	400	Horizontal	Pass
1**	1582.500	29.37	-17.12	54.0	24.63	AV	18.00	400	Horizontal	Pass
2	4392.200	51.56	-3.53	74.0	22.44	Peak	30.00	300	Horizontal	Pass
2**	4392.200	41.96	-3.53	54.0	12.04	AV	30.00	300	Horizontal	Pass
3	5238.400	108.18	-2.57	--	--	Peak	154.00	100	Horizontal	N/A
3**	5238.400	100.76	-2.57	--	--	AV	154.00	100	Horizontal	N/A
4	7733.125	50.21	-2.22	74.0	23.79	Peak	344.00	400	Horizontal	Pass
4**	7733.125	40.77	-2.22	54.0	13.23	AV	344.00	400	Horizontal	Pass
5	12323.637	53.39	1.42	74.0	20.61	Peak	187.00	150	Horizontal	Pass
5**	12323.637	43.86	1.42	54.0	10.14	AV	187.00	150	Horizontal	Pass
6	16035.974	55.93	0.76	74.0	18.07	Peak	18.00	400	Horizontal	Pass
6**	16035.974	46.54	0.76	54.0	7.46	AV	18.00	400	Horizontal	Pass

11n20, U-NII-1, 1 GHz to 18 GHz, High Channel, ANT V

No.	Frequency (MHz)	Results (dBuV/m)	Factor (dB)	Limit (dBuV/m)	Margin (dB)	Detector	Table (Degree)	Height (cm)	Antenna	Verdict
1	1618.500	39.33	-17.36	74.0	34.67	Peak	116.00	200	Vertical	Pass
1**	1618.500	29.63	-17.36	54.0	24.37	AV	116.00	200	Vertical	Pass
2	4385.800	50.90	-3.33	74.0	23.10	Peak	19.00	400	Vertical	Pass
2**	4385.800	41.83	-3.33	54.0	12.17	AV	19.00	400	Vertical	Pass
3	5238.800	102.85	-2.61	--	--	Peak	19.00	100	Vertical	N/A
3**	5238.800	95.22	-2.61	--	--	AV	19.00	100	Vertical	N/A
4	7337.238	50.48	-2.96	74.0	23.52	Peak	86.00	200	Vertical	Pass
4**	7337.238	41.09	-2.96	54.0	12.91	AV	86.00	200	Vertical	Pass
5	12277.638	53.49	1.72	74.0	20.51	Peak	138.00	100	Vertical	Pass
5**	12277.638	43.72	1.72	54.0	10.28	AV	138.00	100	Vertical	Pass
6	15461.363	55.72	1.48	74.0	18.28	Peak	132.00	400	Vertical	Pass
6**	15461.363	46.05	1.48	54.0	7.95	AV	132.00	400	Vertical	Pass

11n40, U-NII-1, 1 GHz to 18 GHz, Low Channel, ANT H

No.	Frequency (MHz)	Results (dBuV/m)	Factor (dB)	Limit (dBuV/m)	Margin (dB)	Detector	Table (Degree)	Height (cm)	Antenna	Verdict
1	1540.500	39.56	-16.99	74.0	34.44	Peak	45.00	100	Horizontal	Pass
1**	1540.500	29.50	-16.99	54.0	24.50	AV	45.00	100	Horizontal	Pass
2	4394.400	50.27	-3.84	74.0	23.73	Peak	101.00	300	Horizontal	Pass
2**	4394.400	41.71	-3.84	54.0	12.29	AV	101.00	300	Horizontal	Pass
3	5206.000	103.41	-2.31	--	--	Peak	159.00	200	Horizontal	N/A
3**	5206.000	95.91	-2.31	--	--	AV	159.00	200	Horizontal	N/A
4	7380.938	49.84	-3.42	74.0	24.16	Peak	33.00	400	Horizontal	Pass
4**	7380.938	40.33	-3.42	54.0	13.67	AV	33.00	400	Horizontal	Pass
5	11936.950	53.44	1.69	74.0	20.56	Peak	0.00	150	Horizontal	Pass
5**	11936.950	44.71	1.69	54.0	9.29	AV	0.00	150	Horizontal	Pass
6	16160.137	57.01	0.93	74.0	16.99	Peak	203.00	300	Horizontal	Pass
6**	16160.137	46.42	0.93	54.0	7.58	AV	203.00	300	Horizontal	Pass

11n40, U-NII-1, 1 GHz to 18 GHz, Low Channel, ANT V

No.	Frequency (MHz)	Results (dBuV/m)	Factor (dB)	Limit (dBuV/m)	Margin (dB)	Detector	Table (Degree)	Height (cm)	Antenna	Verdict
1	1529.300	46.53	-17.12	74.0	27.47	Peak	23.00	100	Vertical	Pass
1**	1529.300	32.28	-17.12	54.0	21.72	AV	23.00	100	Vertical	Pass
2	4391.600	50.94	-3.45	74.0	23.06	Peak	30.00	100	Vertical	Pass
2**	4391.600	41.28	-3.45	54.0	12.72	AV	30.00	100	Vertical	Pass
3	5204.400	99.00	-2.26	--	--	Peak	343.00	100	Vertical	N/A
3**	5204.400	91.26	-2.26	--	--	AV	343.00	100	Vertical	N/A
4	7340.687	49.84	-3.04	74.0	24.16	Peak	166.00	100	Vertical	Pass
4**	7340.687	41.44	-3.04	54.0	12.56	AV	166.00	100	Vertical	Pass
5	12368.775	53.89	1.25	74.0	20.11	Peak	166.00	200	Vertical	Pass
5**	12368.775	43.17	1.25	54.0	10.83	AV	166.00	200	Vertical	Pass
6	16180.350	56.31	1.50	74.0	17.69	Peak	279.00	100	Vertical	Pass
6**	16180.350	46.34	1.50	54.0	7.66	AV	279.00	100	Vertical	Pass

11n40, U-NII-1, 1 GHz to 18 GHz, High Channel, ANT H

No.	Frequency (MHz)	Results (dBuV/m)	Factor (dB)	Limit (dBuV/m)	Margin (dB)	Detector	Table (Degree)	Height (cm)	Antenna	Verdict
1	1596.700	39.02	-17.12	74.0	34.98	Peak	106.00	200	Horizontal	Pass
1**	1596.700	30.52	-17.12	54.0	23.48	AV	106.00	200	Horizontal	Pass
2	4393.200	50.38	-3.67	74.0	23.62	Peak	154.00	200	Horizontal	Pass
2**	4393.200	41.49	-3.67	54.0	12.51	AV	154.00	200	Horizontal	Pass
3	5225.600	102.85	-2.56	--	--	Peak	154.00	150	Horizontal	N/A
3**	5225.600	94.80	-2.56	--	--	AV	154.00	150	Horizontal	N/A
4	7673.900	49.84	-2.34	74.0	24.16	Peak	140.00	400	Horizontal	Pass
4**	7673.900	40.80	-2.34	54.0	13.20	AV	140.00	400	Horizontal	Pass
5	11944.713	53.59	1.55	74.0	20.41	Peak	34.00	100	Horizontal	Pass
5**	11944.713	44.96	1.55	54.0	9.04	AV	34.00	100	Horizontal	Pass
6	16159.350	55.97	0.93	74.0	18.03	Peak	276.00	300	Horizontal	Pass
6**	16159.350	46.60	0.93	54.0	7.40	AV	276.00	300	Horizontal	Pass

11n40, U-NII-1, 1 GHz to 18 GHz, High Channel, ANT V

No.	Frequency (MHz)	Results (dBuV/m)	Factor (dB)	Limit (dBuV/m)	Margin (dB)	Detector	Table (Degree)	Height (cm)	Antenna	Verdict
1	1495.200	40.14	-16.86	74.0	33.86	Peak	113.00	200	Vertical	Pass
1**	1495.200	30.41	-16.86	54.0	23.59	AV	113.00	200	Vertical	Pass
2	4376.400	50.29	-3.92	74.0	23.71	Peak	0.00	200	Vertical	Pass
2**	4376.400	41.00	-3.92	54.0	13.00	AV	0.00	200	Vertical	Pass
3	5236.400	98.49	-2.51	--	--	Peak	336.00	200	Vertical	N/A
3**	5236.400	90.06	-2.51	--	--	AV	336.00	200	Vertical	N/A
4	7343.563	50.20	-3.39	74.0	23.80	Peak	72.00	100	Vertical	Pass
4**	7343.563	41.25	-3.39	54.0	12.75	AV	72.00	100	Vertical	Pass
5	12605.388	53.51	1.91	74.0	20.49	Peak	261.00	200	Vertical	Pass
5**	12605.388	44.29	1.91	54.0	9.71	AV	261.00	200	Vertical	Pass
6	15783.187	56.15	1.71	74.0	17.85	Peak	289.00	100	Vertical	Pass
6**	15783.187	47.55	1.71	54.0	6.45	AV	289.00	100	Vertical	Pass

11ac20, U-NII-1, 1 GHz to 18 GHz, Low Channel, ANT H

No.	Frequency (MHz)	Results (dBuV/m)	Factor (dB)	Limit (dBuV/m)	Margin (dB)	Detector	Table (Degree)	Height (cm)	Antenna	Verdict
1	1468.600	39.02	-17.35	74.0	34.98	Peak	163.00	400	Horizontal	Pass
1**	1468.600	28.95	-17.35	54.0	25.05	AV	163.00	400	Horizontal	Pass
2	4380.200	50.54	-3.35	74.0	23.46	Peak	241.00	300	Horizontal	Pass
2**	4380.200	42.41	-3.35	54.0	11.59	AV	241.00	300	Horizontal	Pass
3	5181.600	104.58	-2.63	--	--	Peak	151.00	150	Horizontal	N/A
3**	5181.600	97.20	-2.63	--	--	AV	151.00	150	Horizontal	N/A
4	7341.263	50.80	-3.09	74.0	23.20	Peak	107.00	400	Horizontal	Pass
4**	7341.263	41.67	-3.09	54.0	12.33	AV	107.00	400	Horizontal	Pass
5	12288.562	53.39	1.70	74.0	20.61	Peak	210.00	200	Horizontal	Pass
5**	12288.562	44.86	1.70	54.0	9.14	AV	210.00	200	Horizontal	Pass
6	15801.300	56.07	2.32	74.0	17.93	Peak	0.00	200	Horizontal	Pass
6**	15801.300	47.09	2.32	54.0	6.91	AV	0.00	200	Horizontal	Pass

11ac20, U-NII-1, 1 GHz to 18 GHz, Low Channel, ANT V

No.	Frequency (MHz)	Results (dBuV/m)	Factor (dB)	Limit (dBuV/m)	Margin (dB)	Detector	Table (Degree)	Height (cm)	Antenna	Verdict
1	1542.100	39.16	-17.16	74.0	34.84	Peak	360.00	300	Vertical	Pass
1**	1542.100	29.57	-17.16	54.0	24.43	AV	360.00	300	Vertical	Pass
2	4381.000	50.83	-3.49	74.0	23.17	Peak	330.00	100	Vertical	Pass
2**	4381.000	41.26	-3.49	54.0	12.74	AV	330.00	100	Vertical	Pass
3	5181.000	98.85	-2.67	--	--	Peak	274.00	200	Vertical	N/A
3**	5181.000	91.89	-2.67	--	--	AV	274.00	200	Vertical	N/A
4	7345.575	50.25	-3.51	74.0	23.75	Peak	58.00	200	Vertical	Pass
4**	7345.575	40.85	-3.51	54.0	13.15	AV	58.00	200	Vertical	Pass
5	12683.013	53.45	0.85	74.0	20.55	Peak	176.00	100	Vertical	Pass
5**	12683.013	43.95	0.85	54.0	10.05	AV	176.00	100	Vertical	Pass
6	16117.613	56.28	0.65	74.0	17.72	Peak	215.00	400	Vertical	Pass
6**	16117.613	46.85	0.65	54.0	7.15	AV	215.00	400	Vertical	Pass

11ac20, U-NII-1, 1 GHz to 18 GHz, Middle Channel, ANT H

No.	Frequency (MHz)	Results (dBuV/m)	Factor (dB)	Limit (dBuV/m)	Margin (dB)	Detector	Table (Degree)	Height (cm)	Antenna	Verdict
1	1601.200	40.11	-17.52	74.0	33.89	Peak	288.00	400	Horizontal	Pass
1**	1601.200	29.28	-17.52	54.0	24.72	AV	288.00	400	Horizontal	Pass
2	4208.200	50.83	-4.56	74.0	23.17	Peak	242.00	200	Horizontal	Pass
2**	4208.200	40.96	-4.56	54.0	13.04	AV	242.00	200	Horizontal	Pass
3	5221.200	104.70	-2.69	--	--	Peak	143.00	200	Horizontal	N/A
3**	5221.200	97.40	-2.69	--	--	AV	143.00	200	Horizontal	N/A
4	7364.550	49.88	-3.49	74.0	24.12	Peak	243.00	300	Horizontal	Pass
4**	7364.550	40.43	-3.49	54.0	13.57	AV	243.00	300	Horizontal	Pass
5	12288.275	53.76	1.70	74.0	20.24	Peak	70.00	200	Horizontal	Pass
5**	12288.275	44.65	1.70	54.0	9.35	AV	70.00	200	Horizontal	Pass
6	16016.550	56.29	0.49	74.0	17.71	Peak	196.00	200	Horizontal	Pass
6**	16016.550	46.69	0.49	54.0	7.31	AV	196.00	200	Horizontal	Pass

11ac20, U-NII-1, 1 GHz to 18 GHz, Middle Channel, ANT V

No.	Frequency (MHz)	Results (dBuV/m)	Factor (dB)	Limit (dBuV/m)	Margin (dB)	Detector	Table (Degree)	Height (cm)	Antenna	Verdict
1	1563.400	39.41	-17.09	74.0	34.59	Peak	31.00	200	Vertical	Pass
1**	1563.400	30.05	-17.09	54.0	23.95	AV	31.00	200	Vertical	Pass
2	4379.600	50.80	-3.30	74.0	23.20	Peak	254.00	100	Vertical	Pass
2**	4379.600	41.50	-3.30	54.0	12.50	AV	254.00	100	Vertical	Pass
3	5221.200	100.44	-2.69	--	--	Peak	343.00	200	Vertical	N/A
3**	5221.200	93.68	-2.69	--	--	AV	343.00	200	Vertical	N/A
4	7732.837	50.18	-2.14	74.0	23.82	Peak	1.00	100	Vertical	Pass
4**	7732.837	40.29	-2.14	54.0	13.71	AV	1.00	100	Vertical	Pass
5	12615.162	53.65	1.87	74.0	20.35	Peak	104.00	200	Vertical	Pass
5**	12615.162	44.45	1.87	54.0	9.55	AV	104.00	200	Vertical	Pass
6	15656.925	56.92	1.22	74.0	17.08	Peak	175.00	300	Vertical	Pass
6**	15656.925	46.29	1.22	54.0	7.71	AV	175.00	300	Vertical	Pass

11ac20, U-NII-1, 1 GHz to 18 GHz, High Channel, ANT H

No.	Frequency (MHz)	Results (dBuV/m)	Factor (dB)	Limit (dBuV/m)	Margin (dB)	Detector	Table (Degree)	Height (cm)	Antenna	Verdict
1	1508.500	39.61	-17.10	74.0	34.39	Peak	70.00	300	Horizontal	Pass
1**	1508.500	31.19	-17.10	54.0	22.81	AV	70.00	300	Horizontal	Pass
2	4377.600	50.58	-3.51	74.0	23.42	Peak	174.00	200	Horizontal	Pass
2**	4377.600	41.01	-3.51	54.0	12.99	AV	174.00	200	Horizontal	Pass
3	5239.200	105.90	-2.64	--	--	Peak	153.00	200	Horizontal	N/A
3**	5239.200	99.15	-2.64	--	--	AV	153.00	200	Horizontal	N/A
4	7351.325	50.35	-3.71	74.0	23.65	Peak	209.00	100	Horizontal	Pass
4**	7351.325	40.78	-3.71	54.0	13.22	AV	209.00	100	Horizontal	Pass
5	12274.475	53.76	1.60	74.0	20.24	Peak	244.00	100	Horizontal	Pass
5**	12274.475	45.26	1.60	54.0	8.74	AV	244.00	100	Horizontal	Pass
6	15630.151	56.02	1.70	74.0	17.98	Peak	329.00	400	Horizontal	Pass
6**	15630.151	46.86	1.70	54.0	7.14	AV	329.00	400	Horizontal	Pass

11ac20, U-NII-1, 1 GHz to 18 GHz, High Channel, ANT V

No.	Frequency (MHz)	Results (dBuV/m)	Factor (dB)	Limit (dBuV/m)	Margin (dB)	Detector	Table (Degree)	Height (cm)	Antenna	Verdict
1	1506.900	38.92	-16.83	74.0	35.08	Peak	113.00	300	Vertical	Pass
1**	1506.900	30.63	-16.83	54.0	23.37	AV	113.00	300	Vertical	Pass
2	4386.800	50.69	-3.31	74.0	23.31	Peak	359.00	200	Vertical	Pass
2**	4386.800	41.85	-3.31	54.0	12.15	AV	359.00	200	Vertical	Pass
3	5242.200	101.31	-2.44	--	--	Peak	348.00	100	Vertical	N/A
3**	5242.200	93.51	-2.44	--	--	AV	348.00	100	Vertical	N/A
4	7451.663	49.54	-3.17	74.0	24.46	Peak	310.00	200	Vertical	Pass
4**	7451.663	41.44	-3.17	54.0	12.56	AV	310.00	200	Vertical	Pass
5	12408.450	53.68	1.45	74.0	20.32	Peak	225.00	100	Vertical	Pass
5**	12408.450	44.08	1.45	54.0	9.92	AV	225.00	100	Vertical	Pass
6	15803.924	56.96	2.28	74.0	17.04	Peak	217.00	200	Vertical	Pass
6**	15803.924	47.02	2.28	54.0	6.98	AV	217.00	200	Vertical	Pass

11ac40, U-NII-1, 1 GHz to 18 GHz, Low Channel, ANT H

No.	Frequency (MHz)	Results (dBuV/m)	Factor (dB)	Limit (dBuV/m)	Margin (dB)	Detector	Table (Degree)	Height (cm)	Antenna	Verdict
1	1438.200	39.24	-17.33	74.0	34.76	Peak	339.00	400	Horizontal	Pass
1**	1438.200	29.67	-17.33	54.0	24.33	AV	339.00	400	Horizontal	Pass
2	4385.000	50.28	-3.47	74.0	23.72	Peak	41.00	100	Horizontal	Pass
2**	4385.000	41.91	-3.47	54.0	12.09	AV	41.00	100	Horizontal	Pass
3	5203.600	98.68	-2.22	--	--	Peak	149.00	200	Horizontal	N/A
3**	5203.600	91.33	-2.22	--	--	AV	149.00	200	Horizontal	N/A
4	7603.175	50.53	-2.72	74.0	23.47	Peak	281.00	400	Horizontal	Pass
4**	7603.175	39.99	-2.72	54.0	14.01	AV	281.00	400	Horizontal	Pass
5	11783.999	53.40	1.12	74.0	20.60	Peak	14.00	100	Horizontal	Pass
5**	11783.999	43.18	1.12	54.0	10.82	AV	14.00	100	Horizontal	Pass
6	15801.562	56.21	2.31	74.0	17.79	Peak	73.00	200	Horizontal	Pass
6**	15801.562	47.95	2.31	54.0	6.05	AV	73.00	200	Horizontal	Pass

11ac40, U-NII-1, 1 GHz to 18 GHz, Low Channel, ANT V

No.	Frequency (MHz)	Results (dBuV/m)	Factor (dB)	Limit (dBuV/m)	Margin (dB)	Detector	Table (Degree)	Height (cm)	Antenna	Verdict
1	1585.500	39.22	-16.78	74.0	34.78	Peak	241.00	100	Vertical	Pass
1**	1585.500	29.98	-16.78	54.0	24.02	AV	241.00	100	Vertical	Pass
2	4223.600	50.28	-4.25	74.0	23.72	Peak	170.00	200	Vertical	Pass
2**	4223.600	40.39	-4.25	54.0	13.61	AV	170.00	200	Vertical	Pass
3	5204.200	94.26	-2.26	--	--	Peak	357.00	200	Vertical	N/A
3**	5204.200	86.84	-2.26	--	--	AV	357.00	200	Vertical	N/A
4	7458.275	50.21	-3.67	74.0	23.79	Peak	331.00	100	Vertical	Pass
4**	7458.275	39.77	-3.67	54.0	14.23	AV	331.00	100	Vertical	Pass
5	12225.887	53.75	1.31	74.0	20.25	Peak	46.00	100	Vertical	Pass
5**	12225.887	44.50	1.31	54.0	9.50	AV	46.00	100	Vertical	Pass
6	15809.175	55.97	2.18	74.0	18.03	Peak	186.00	100	Vertical	Pass
6**	15809.175	47.05	2.18	54.0	6.95	AV	186.00	100	Vertical	Pass

11ac40, U-NII-1, 1 GHz to 18 GHz, High Channel, ANT H

No.	Frequency (MHz)	Results (dBuV/m)	Factor (dB)	Limit (dBuV/m)	Margin (dB)	Detector	Table (Degree)	Height (cm)	Antenna	Verdict
1	1511.800	38.93	-17.22	74.0	35.07	Peak	309.00	200	Horizontal	Pass
1**	1511.800	29.71	-17.22	54.0	24.29	AV	309.00	200	Horizontal	Pass
2	4350.800	50.22	-4.51	74.0	23.78	Peak	358.00	300	Horizontal	Pass
2**	4350.800	40.55	-4.51	54.0	13.45	AV	358.00	300	Horizontal	Pass
3	5231.600	98.38	-2.57	--	--	Peak	144.00	200	Horizontal	N/A
3**	5231.600	90.45	-2.57	--	--	AV	144.00	200	Horizontal	N/A
4	7729.100	50.37	-2.52	74.0	23.63	Peak	0.00	100	Horizontal	Pass
4**	7729.100	40.58	-2.52	54.0	13.42	AV	0.00	100	Horizontal	Pass
5	12691.063	53.94	0.84	74.0	20.06	Peak	349.00	200	Horizontal	Pass
5**	12691.063	43.87	0.84	54.0	10.13	AV	349.00	200	Horizontal	Pass
6	15834.637	56.27	1.45	74.0	17.73	Peak	293.00	300	Horizontal	Pass
6**	15834.637	46.40	1.45	54.0	7.60	AV	293.00	300	Horizontal	Pass

11ac40, U-NII-1, 1 GHz to 18 GHz, High Channel, ANT V

No.	Frequency (MHz)	Results (dBuV/m)	Factor (dB)	Limit (dBuV/m)	Margin (dB)	Detector	Table (Degree)	Height (cm)	Antenna	Verdict
1	1535.100	40.16	-17.09	74.0	33.84	Peak	26.00	200	Vertical	Pass
1**	1535.100	29.86	-17.09	54.0	24.14	AV	26.00	200	Vertical	Pass
2	4388.600	50.76	-3.39	74.0	23.24	Peak	353.00	300	Vertical	Pass
2**	4388.600	41.87	-3.39	54.0	12.13	AV	353.00	300	Vertical	Pass
3	5232.400	93.18	-2.65	--	--	Peak	342.00	200	Vertical	N/A
3**	5232.400	85.79	-2.65	--	--	AV	342.00	200	Vertical	N/A
4	7509.162	49.84	-3.14	74.0	24.16	Peak	174.00	100	Vertical	Pass
4**	7509.162	40.12	-3.14	54.0	13.88	AV	174.00	100	Vertical	Pass
5	12603.375	53.74	1.91	74.0	20.26	Peak	0.00	100	Vertical	Pass
5**	12603.375	44.25	1.91	54.0	9.75	AV	0.00	100	Vertical	Pass
6	15808.125	56.33	2.20	74.0	17.67	Peak	275.00	400	Vertical	Pass
6**	15808.125	46.71	2.20	54.0	7.29	AV	275.00	400	Vertical	Pass

11ac80, U-NII-1, 1 GHz to 18 GHz, Middle Channel, ANT H

No.	Frequency (MHz)	Results (dBuV/m)	Factor (dB)	Limit (dBuV/m)	Margin (dB)	Detector	Table (Degree)	Height (cm)	Antenna	Verdict
1	1503.200	38.93	-17.00	74.0	35.07	Peak	175.00	300	Horizontal	Pass
1**	1503.200	29.66	-17.00	54.0	24.34	AV	175.00	300	Horizontal	Pass
2	4387.000	50.80	-3.33	74.0	23.20	Peak	352.00	100	Horizontal	Pass
2**	4387.000	41.81	-3.33	54.0	12.19	AV	352.00	100	Horizontal	Pass
3	5188.200	96.07	-2.34	--	--	Peak	152.00	100	Horizontal	N/A
3**	5188.200	87.43	-2.34	--	--	AV	152.00	100	Horizontal	N/A
4	7678.500	49.72	-2.49	74.0	24.28	Peak	312.00	200	Horizontal	Pass
4**	7678.500	40.47	-2.49	54.0	13.53	AV	312.00	200	Horizontal	Pass
5	12276.487	53.36	1.67	74.0	20.64	Peak	39.00	200	Horizontal	Pass
5**	12276.487	44.81	1.67	54.0	9.19	AV	39.00	200	Horizontal	Pass
6	15792.638	56.25	2.09	74.0	17.75	Peak	56.00	300	Horizontal	Pass
6**	15792.638	46.82	2.09	54.0	7.18	AV	56.00	300	Horizontal	Pass

11ac80, U-NII-1, 1 GHz to 18 GHz, Middle Channel, ANT V

No.	Frequency (MHz)	Results (dBuV/m)	Factor (dB)	Limit (dBuV/m)	Margin (dB)	Detector	Table (Degree)	Height (cm)	Antenna	Verdict
1	1519.400	39.99	-17.26	74.0	34.01	Peak	11.00	200	Vertical	Pass
1**	1519.400	29.39	-17.26	54.0	24.61	AV	11.00	200	Vertical	Pass
2	4343.000	50.67	-3.96	74.0	23.33	Peak	360.00	200	Vertical	Pass
2**	4343.000	40.92	-3.96	54.0	13.08	AV	360.00	200	Vertical	Pass
3	5205.200	92.15	-2.29	--	--	Peak	353.00	200	Vertical	N/A
3**	5205.200	83.58	-2.29	--	--	AV	353.00	200	Vertical	N/A
4	7693.162	49.89	-2.62	74.0	24.11	Peak	19.00	400	Vertical	Pass
4**	7693.162	39.62	-2.62	54.0	14.38	AV	19.00	400	Vertical	Pass
5	11675.325	53.51	0.26	74.0	20.49	Peak	157.00	200	Vertical	Pass
5**	11675.325	43.13	0.26	54.0	10.87	AV	157.00	200	Vertical	Pass
6	15765.075	55.78	1.00	74.0	18.22	Peak	239.00	400	Vertical	Pass
6**	15765.075	45.83	1.00	54.0	8.17	AV	239.00	400	Vertical	Pass

11ax20 (SU), U-NII-1, 1 GHz to 18 GHz, Low Channel, ANT H

No.	Frequency (MHz)	Results (dBuV/m)	Factor (dB)	Limit (dBuV/m)	Margin (dB)	Detector	Table (Degree)	Height (cm)	Antenna	Verdict
1	1537.900	38.61	-17.06	74.0	35.39	Peak	350.00	400	Horizontal	Pass
1**	1537.900	29.67	-17.06	54.0	24.33	AV	350.00	400	Horizontal	Pass
2	4376.600	50.82	-3.85	74.0	23.18	Peak	100.00	400	Horizontal	Pass
2**	4376.600	40.70	-3.85	54.0	13.30	AV	100.00	400	Horizontal	Pass
3	5179.000	104.86	-2.54	--	--	Peak	154.00	150	Horizontal	N/A
3**	5179.000	95.87	-2.54	--	--	AV	154.00	150	Horizontal	N/A
4	7342.700	49.89	-3.27	74.0	24.11	Peak	0.00	300	Horizontal	Pass
4**	7342.700	41.71	-3.27	54.0	12.29	AV	0.00	300	Horizontal	Pass
5	12346.925	54.18	1.26	74.0	19.82	Peak	42.00	100	Horizontal	Pass
5**	12346.925	44.18	1.26	54.0	9.82	AV	42.00	100	Horizontal	Pass
6	16184.287	56.68	1.53	74.0	17.32	Peak	56.00	300	Horizontal	Pass
6**	16184.287	46.87	1.53	54.0	7.13	AV	56.00	300	Horizontal	Pass

11ax20 (SU), U-NII-1, 1 GHz to 18 GHz, Low Channel, ANT V

No.	Frequency (MHz)	Results (dBuV/m)	Factor (dB)	Limit (dBuV/m)	Margin (dB)	Detector	Table (Degree)	Height (cm)	Antenna	Verdict
1	1524.300	39.28	-17.37	74.0	34.72	Peak	333.00	200	Vertical	Pass
1**	1524.300	29.24	-17.37	54.0	24.76	AV	333.00	200	Vertical	Pass
2	4343.000	50.17	-3.96	74.0	23.83	Peak	217.00	200	Vertical	Pass
2**	4343.000	40.82	-3.96	54.0	13.18	AV	217.00	200	Vertical	Pass
3	5179.000	98.73	-2.54	--	--	Peak	360.00	200	Vertical	N/A
3**	5179.000	90.03	-2.54	--	--	AV	360.00	200	Vertical	N/A
4	7324.875	49.63	-3.47	74.0	24.37	Peak	209.00	200	Vertical	Pass
4**	7324.875	40.18	-3.47	54.0	13.82	AV	209.00	200	Vertical	Pass
5	12603.088	53.63	1.91	74.0	20.37	Peak	243.00	200	Vertical	Pass
5**	12603.088	43.98	1.91	54.0	10.02	AV	243.00	200	Vertical	Pass
6	16032.300	55.63	0.73	74.0	18.37	Peak	307.00	200	Vertical	Pass
6**	16032.300	46.07	0.73	54.0	7.93	AV	307.00	200	Vertical	Pass

11ax20 (SU), U-NII-1, 1 GHz to 18 GHz, Middle Channel, ANT H

No.	Frequency (MHz)	Results (dBuV/m)	Factor (dB)	Limit (dBuV/m)	Margin (dB)	Detector	Table (Degree)	Height (cm)	Antenna	Verdict
1	1557.600	38.86	-17.02	74.0	35.14	Peak	61.00	300	Horizontal	Pass
1**	1557.600	29.79	-17.02	54.0	24.21	AV	61.00	300	Horizontal	Pass
2	4393.800	51.07	-3.76	74.0	22.93	Peak	29.00	100	Horizontal	Pass
2**	4393.800	41.48	-3.76	54.0	12.52	AV	29.00	100	Horizontal	Pass
3	5221.800	106.14	-2.69	--	--	Peak	139.00	150	Horizontal	N/A
3**	5221.800	96.78	-2.69	--	--	AV	139.00	150	Horizontal	N/A
4	7343.563	50.74	-3.39	74.0	23.26	Peak	245.00	300	Horizontal	Pass
4**	7343.563	40.75	-3.39	54.0	13.25	AV	245.00	300	Horizontal	Pass
5	12359.576	53.31	1.17	74.0	20.69	Peak	245.00	200	Horizontal	Pass
5**	12359.576	43.98	1.17	54.0	10.02	AV	245.00	200	Horizontal	Pass
6	15837.787	55.70	1.45	74.0	18.30	Peak	115.00	200	Horizontal	Pass
6**	15837.787	47.01	1.45	54.0	6.99	AV	115.00	200	Horizontal	Pass

11ax20 (SU), U-NII-1, 1 GHz to 18 GHz, Middle Channel, ANT V

No.	Frequency (MHz)	Results (dBuV/m)	Factor (dB)	Limit (dBuV/m)	Margin (dB)	Detector	Table (Degree)	Height (cm)	Antenna	Verdict
1	1503.600	39.21	-16.96	74.0	34.79	Peak	93.00	200	Vertical	Pass
1**	1503.600	29.41	-16.96	54.0	24.59	AV	93.00	200	Vertical	Pass
2	4389.000	50.29	-3.37	74.0	23.71	Peak	269.00	200	Vertical	Pass
2**	4389.000	41.78	-3.37	54.0	12.22	AV	269.00	200	Vertical	Pass
3	5221.000	99.77	-2.71	--	--	Peak	354.00	100	Vertical	N/A
3**	5221.000	92.14	-2.71	--	--	AV	354.00	100	Vertical	N/A
4	7340.687	51.15	-3.04	74.0	22.85	Peak	42.00	200	Vertical	Pass
4**	7340.687	41.26	-3.04	54.0	12.74	AV	42.00	200	Vertical	Pass
5	12241.412	53.64	1.05	74.0	20.36	Peak	346.00	100	Vertical	Pass
5**	12241.412	44.09	1.05	54.0	9.91	AV	346.00	100	Vertical	Pass
6	15790.537	56.29	2.03	74.0	17.71	Peak	95.00	200	Vertical	Pass
6**	15790.537	46.17	2.03	54.0	7.83	AV	95.00	200	Vertical	Pass

11ax20 (SU), U-NII-1, 1 GHz to 18 GHz, High Channel, ANT H

No.	Frequency (MHz)	Results (dBuV/m)	Factor (dB)	Limit (dBuV/m)	Margin (dB)	Detector	Table (Degree)	Height (cm)	Antenna	Verdict
1	1485.700	39.30	-16.66	74.0	34.70	Peak	215.00	100	Horizontal	Pass
1**	1485.700	29.80	-16.66	54.0	24.20	AV	215.00	100	Horizontal	Pass
2	4378.600	52.06	-3.40	74.0	21.94	Peak	335.00	100	Horizontal	Pass
2**	4378.600	42.21	-3.40	54.0	11.79	AV	335.00	100	Horizontal	Pass
3	5240.600	104.89	-2.71	--	--	Peak	147.00	100	Horizontal	N/A
3**	5240.600	96.39	-2.71	--	--	AV	147.00	100	Horizontal	N/A
4	7677.350	50.63	-2.54	74.0	23.37	Peak	76.00	300	Horizontal	Pass
4**	7677.350	40.85	-2.54	54.0	13.15	AV	76.00	300	Horizontal	Pass
5	12236.812	53.34	1.12	74.0	20.66	Peak	244.00	200	Horizontal	Pass
5**	12236.812	44.33	1.12	54.0	9.67	AV	244.00	200	Horizontal	Pass
6	15669.000	56.13	1.41	74.0	17.87	Peak	328.00	300	Horizontal	Pass
6**	15669.000	46.40	1.41	54.0	7.60	AV	328.00	300	Horizontal	Pass

11ax20 (SU), U-NII-1, 1 GHz to 18 GHz, High Channel, ANT V

No.	Frequency (MHz)	Results (dBuV/m)	Factor (dB)	Limit (dBuV/m)	Margin (dB)	Detector	Table (Degree)	Height (cm)	Antenna	Verdict
1	1585.600	39.51	-16.79	74.0	34.49	Peak	121.00	200	Vertical	Pass
1**	1585.600	30.17	-16.79	54.0	23.83	AV	121.00	200	Vertical	Pass
2	4386.200	50.41	-3.27	74.0	23.59	Peak	224.00	200	Vertical	Pass
2**	4386.200	41.77	-3.27	54.0	12.23	AV	224.00	200	Vertical	Pass
3	5235.800	99.47	-2.55	--	--	Peak	340.00	150	Vertical	N/A
3**	5235.800	88.89	-2.55	--	--	AV	340.00	150	Vertical	N/A
4	7321.138	49.71	-3.15	74.0	24.29	Peak	10.00	200	Vertical	Pass
4**	7321.138	40.19	-3.15	54.0	13.81	AV	10.00	200	Vertical	Pass
5	12252.049	53.56	0.97	74.0	20.44	Peak	10.00	200	Vertical	Pass
5**	12252.049	43.46	0.97	54.0	10.54	AV	10.00	200	Vertical	Pass
6	16081.912	55.72	1.60	74.0	18.28	Peak	35.00	400	Vertical	Pass
6**	16081.912	47.01	1.60	54.0	6.99	AV	35.00	400	Vertical	Pass

11ax40 (SU), U-NII-1, 1 GHz to 18 GHz, Low Channel, ANT H

No.	Frequency (MHz)	Results (dBuV/m)	Factor (dB)	Limit (dBuV/m)	Margin (dB)	Detector	Table (Degree)	Height (cm)	Antenna	Verdict
1	1447.100	39.05	-17.19	74.0	34.95	Peak	304.00	100	Horizontal	Pass
1**	1447.100	28.80	-17.19	54.0	25.20	AV	304.00	100	Horizontal	Pass
2	4385.400	50.43	-3.40	74.0	23.57	Peak	267.00	100	Horizontal	Pass
2**	4385.400	42.25	-3.40	54.0	11.75	AV	267.00	100	Horizontal	Pass
3	5197.600	100.17	-2.33	--	--	Peak	136.00	100	Horizontal	N/A
3**	5197.600	91.25	-2.33	--	--	AV	136.00	100	Horizontal	N/A
4	7460.862	49.81	-3.47	74.0	24.19	Peak	112.00	300	Horizontal	Pass
4**	7460.862	40.82	-3.47	54.0	13.18	AV	112.00	300	Horizontal	Pass
5	12409.888	53.66	1.44	74.0	20.34	Peak	360.00	150	Horizontal	Pass
5**	12409.888	43.81	1.44	54.0	10.19	AV	360.00	150	Horizontal	Pass
6	15791.849	56.31	2.07	74.0	17.69	Peak	130.00	300	Horizontal	Pass
6**	15791.849	47.05	2.07	54.0	6.95	AV	130.00	300	Horizontal	Pass

11ax40 (SU), U-NII-1, 1 GHz to 18 GHz, Low Channel, ANT V

No.	Frequency (MHz)	Results (dBuV/m)	Factor (dB)	Limit (dBuV/m)	Margin (dB)	Detector	Table (Degree)	Height (cm)	Antenna	Verdict
1	1615.200	39.03	-17.54	74.0	34.97	Peak	40.00	400	Vertical	Pass
1**	1615.200	30.09	-17.54	54.0	23.91	AV	40.00	400	Vertical	Pass
2	4394.200	51.02	-3.81	74.0	22.98	Peak	18.00	400	Vertical	Pass
2**	4394.200	41.47	-3.81	54.0	12.53	AV	18.00	400	Vertical	Pass
3	5193.400	95.85	-2.39	--	--	Peak	345.00	100	Vertical	N/A
3**	5193.400	85.33	-2.39	--	--	AV	345.00	100	Vertical	N/A
4	7438.437	49.81	-3.47	74.0	24.19	Peak	347.00	200	Vertical	Pass
4**	7438.437	40.43	-3.47	54.0	13.57	AV	347.00	200	Vertical	Pass
5	11934.937	53.51	1.69	74.0	20.49	Peak	26.00	100	Vertical	Pass
5**	11934.937	44.53	1.69	54.0	9.47	AV	26.00	100	Vertical	Pass
6	16075.612	55.67	1.55	74.0	18.33	Peak	0.00	400	Vertical	Pass
6**	16075.612	47.00	1.55	54.0	7.00	AV	0.00	400	Vertical	Pass

11ax40 (SU), U-NII-1, 1 GHz to 18 GHz, High Channel, ANT H

No.	Frequency (MHz)	Results (dBuV/m)	Factor (dB)	Limit (dBuV/m)	Margin (dB)	Detector	Table (Degree)	Height (cm)	Antenna	Verdict
1	1568.200	39.04	-17.16	74.0	34.96	Peak	190.00	200	Horizontal	Pass
1**	1568.200	28.77	-17.16	54.0	25.23	AV	190.00	200	Horizontal	Pass
2	4267.000	50.69	-4.72	74.0	23.31	Peak	218.00	200	Horizontal	Pass
2**	4267.000	40.84	-4.72	54.0	13.16	AV	218.00	200	Horizontal	Pass
3	5239.200	100.40	-2.64	--	--	Peak	145.00	150	Horizontal	N/A
3**	5239.200	90.83	-2.64	--	--	AV	145.00	150	Horizontal	N/A
4	7338.675	49.76	-2.91	74.0	24.24	Peak	264.00	200	Horizontal	Pass
4**	7338.675	41.41	-2.91	54.0	12.59	AV	264.00	200	Horizontal	Pass
5	12407.012	53.52	1.46	74.0	20.48	Peak	231.00	100	Horizontal	Pass
5**	12407.012	43.63	1.46	54.0	10.37	AV	231.00	100	Horizontal	Pass
6	16034.925	56.14	0.75	74.0	17.86	Peak	15.00	300	Horizontal	Pass
6**	16034.925	46.86	0.75	54.0	7.14	AV	15.00	300	Horizontal	Pass

11ax40 (SU), U-NII-1, 1 GHz to 18 GHz, High Channel, ANT V

No.	Frequency (MHz)	Results (dBuV/m)	Factor (dB)	Limit (dBuV/m)	Margin (dB)	Detector	Table (Degree)	Height (cm)	Antenna	Verdict
1	1617.200	39.14	-17.12	74.0	34.86	Peak	350.00	200	Vertical	Pass
1**	1617.200	30.13	-17.12	54.0	23.87	AV	350.00	200	Vertical	Pass
2	4378.200	50.46	-3.44	74.0	23.54	Peak	253.00	200	Vertical	Pass
2**	4378.200	41.81	-3.44	54.0	12.19	AV	253.00	200	Vertical	Pass
3	5238.800	94.91	-2.61	--	--	Peak	360.00	150	Vertical	N/A
3**	5238.800	85.38	-2.61	--	--	AV	360.00	150	Vertical	N/A
4	7450.225	50.28	-3.20	74.0	23.72	Peak	162.00	300	Vertical	Pass
4**	7450.225	40.96	-3.20	54.0	13.04	AV	162.00	300	Vertical	Pass
5	12225.599	53.63	1.31	74.0	20.37	Peak	111.00	100	Vertical	Pass
5**	12225.599	43.56	1.31	54.0	10.44	AV	111.00	100	Vertical	Pass
6	15811.013	55.91	2.14	74.0	18.09	Peak	111.00	200	Vertical	Pass
6**	15811.013	46.73	2.14	54.0	7.27	AV	111.00	200	Vertical	Pass

11ax80 (SU), U-NII-1, 1 GHz to 18 GHz, Middle Channel, ANT H

No.	Frequency (MHz)	Results (dBuV/m)	Factor (dB)	Limit (dBuV/m)	Margin (dB)	Detector	Table (Degree)	Height (cm)	Antenna	Verdict
1	1580.600	38.78	-17.22	74.0	35.22	Peak	64.00	100	Horizontal	Pass
1**	1580.600	29.27	-17.22	54.0	24.73	AV	64.00	100	Horizontal	Pass
2	4379.600	50.99	-3.30	74.0	23.01	Peak	279.00	200	Horizontal	Pass
2**	4379.600	41.88	-3.30	54.0	12.12	AV	279.00	200	Horizontal	Pass
3	5225.400	98.67	-2.55	--	--	Peak	149.00	150	Horizontal	N/A
3**	5225.400	88.39	-2.55	--	--	AV	149.00	150	Horizontal	N/A
4	7342.700	50.57	-3.27	74.0	23.43	Peak	33.00	400	Horizontal	Pass
4**	7342.700	41.93	-3.27	54.0	12.07	AV	33.00	400	Horizontal	Pass
5	12384.588	53.49	1.52	74.0	20.51	Peak	103.00	150	Horizontal	Pass
5**	12384.588	43.34	1.52	54.0	10.66	AV	103.00	150	Horizontal	Pass
6	15837.000	56.33	1.45	74.0	17.67	Peak	307.00	300	Horizontal	Pass
6**	15837.000	47.01	1.45	54.0	6.99	AV	307.00	300	Horizontal	Pass

11ax80 (SU), U-NII-1, 1 GHz to 18 GHz, Middle Channel, ANT V

No.	Frequency (MHz)	Results (dBuV/m)	Factor (dB)	Limit (dBuV/m)	Margin (dB)	Detector	Table (Degree)	Height (cm)	Antenna	Verdict
1	1501.900	46.66	-16.99	74.0	27.34	Peak	225.00	200	Vertical	Pass
1**	1501.900	29.58	-16.99	54.0	24.42	AV	225.00	200	Vertical	Pass
2	4387.400	49.84	-3.35	74.0	24.16	Peak	355.00	100	Vertical	Pass
2**	4387.400	41.75	-3.35	54.0	12.25	AV	355.00	100	Vertical	Pass
3	5206.600	93.19	-2.32	--	--	Peak	355.00	100	Vertical	N/A
3**	5206.600	83.97	-2.32	--	--	AV	355.00	100	Vertical	N/A
4	7449.650	50.27	-3.22	74.0	23.73	Peak	172.00	400	Vertical	Pass
4**	7449.650	41.45	-3.22	54.0	12.55	AV	172.00	400	Vertical	Pass
5	12403.276	53.68	1.51	74.0	20.32	Peak	259.00	200	Vertical	Pass
5**	12403.276	44.30	1.51	54.0	9.70	AV	259.00	200	Vertical	Pass
6	15817.575	55.91	1.97	74.0	18.09	Peak	56.00	200	Vertical	Pass
6**	15817.575	46.64	1.97	54.0	7.36	AV	56.00	200	Vertical	Pass

11a, U-NII-3, 1 GHz to 18 GHz, Low Channel, ANT H

No.	Frequency (MHz)	Results (dBuV/m)	Factor (dB)	Limit (dBuV/m)	Margin (dB)	Detector	Table (Degree)	Height (cm)	Antenna	Verdict
1	1512.900	39.20	-17.25	74.0	34.80	Peak	318.00	400	Horizontal	Pass
1**	1512.900	29.25	-17.25	54.0	24.75	AV	318.00	400	Horizontal	Pass
2	4394.600	51.06	-3.87	74.0	22.94	Peak	209.00	200	Horizontal	Pass
2**	4394.600	41.67	-3.87	54.0	12.33	AV	209.00	200	Horizontal	Pass
3	5745.000	111.11	-2.13	--	--	Peak	154.00	100	Horizontal	N/A
3**	5745.000	103.33	-2.13	--	--	AV	154.00	100	Horizontal	N/A
4	7334.650	50.25	-3.21	74.0	23.75	Peak	175.00	300	Horizontal	Pass
4**	7334.650	41.91	-3.21	54.0	12.09	AV	175.00	300	Horizontal	Pass
5	12336.575	53.52	1.33	74.0	20.48	Peak	107.00	150	Horizontal	Pass
5**	12336.575	44.15	1.33	54.0	9.85	AV	107.00	150	Horizontal	Pass
6	15837.000	56.40	1.45	74.0	17.60	Peak	343.00	100	Horizontal	Pass
6**	15837.000	46.95	1.45	54.0	7.05	AV	343.00	100	Horizontal	Pass

11a, U-NII-3, 1 GHz to 18 GHz, Low Channel, ANT V

No.	Frequency (MHz)	Results (dBuV/m)	Factor (dB)	Limit (dBuV/m)	Margin (dB)	Detector	Table (Degree)	Height (cm)	Antenna	Verdict
1	1609.200	40.67	-17.40	74.0	33.33	Peak	121.00	300	Vertical	Pass
1**	1609.200	29.72	-17.40	54.0	24.28	AV	121.00	300	Vertical	Pass
2	4386.800	50.25	-3.31	74.0	23.75	Peak	152.00	100	Vertical	Pass
2**	4386.800	41.52	-3.31	54.0	12.48	AV	152.00	100	Vertical	Pass
3	5746.200	105.95	-2.21	--	--	Peak	341.00	100	Vertical	N/A
3**	5746.200	98.70	-2.21	--	--	AV	341.00	100	Vertical	N/A
4	7523.537	50.60	-3.17	74.0	23.40	Peak	100.00	200	Vertical	Pass
4**	7523.537	39.93	-3.17	54.0	14.07	AV	100.00	200	Vertical	Pass
5	12344.625	54.79	1.28	74.0	19.21	Peak	277.00	200	Vertical	Pass
5**	12344.625	43.68	1.28	54.0	10.32	AV	277.00	200	Vertical	Pass
6	15817.312	56.18	1.97	74.0	17.82	Peak	175.00	300	Vertical	Pass
6**	15817.312	47.01	1.97	54.0	6.99	AV	175.00	300	Vertical	Pass