Remote

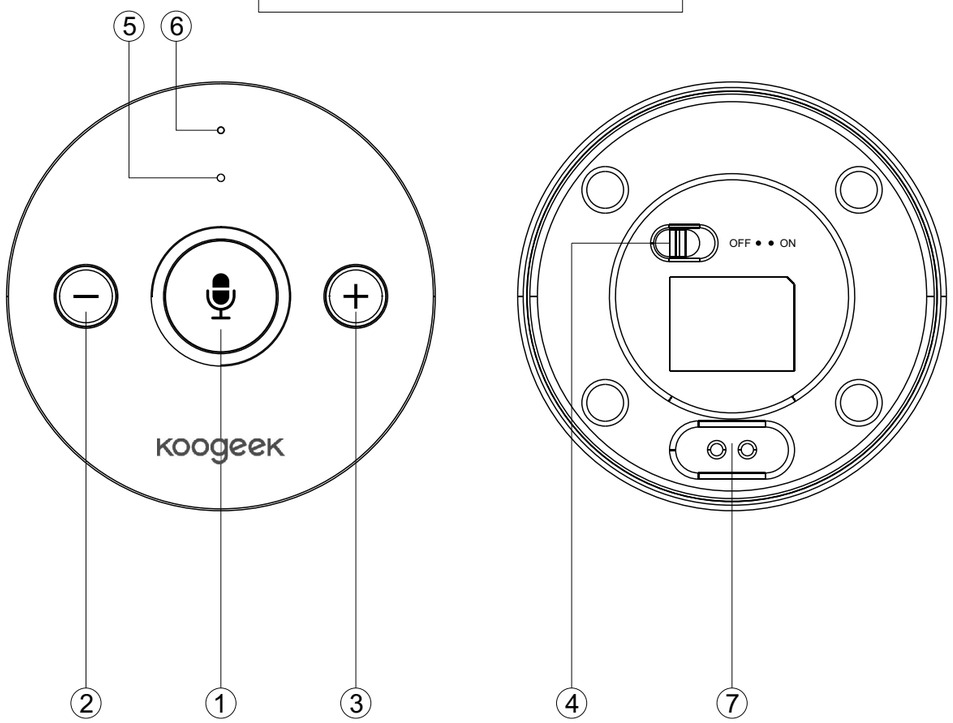

Location of Controls:

1. Mic button
2. Volume - button
3. Volume + button
4. Power on/off slide switch
5. Mic
6. Indicator light
7. Charging socket

Feature list:

WiFi 802 11b/g/n speaker	
3.5mm line output to connect Amplifier	
Docking function to charge remote unit	
Bluetooth ver4.0 wireless mic system	
Remote built in battery (500mA)	
Near field	
Wireless mic distance Max up to 10 meter	
Remote Dimension (W x H x D)	70 x 22 x 70mm
Docking Dimension (W x H x D)	100 x 33 x 100mm

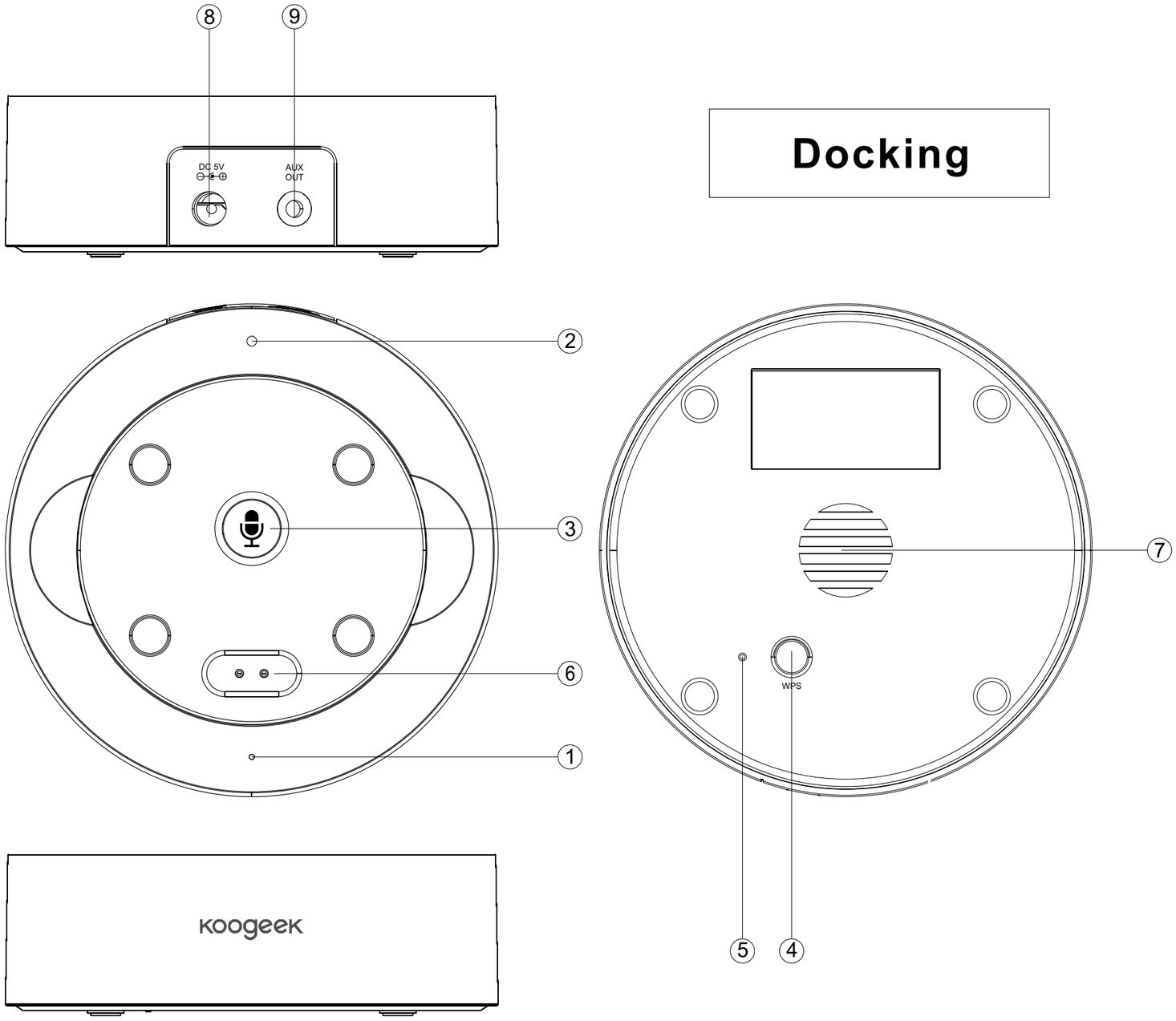

Docking

Location of Controls:

1. Mic button
2. WPS button
3. Power on/off slide switch
4. Mic
5. DC jack
6. Aux-out jack
7. Power indicator light
8. WiFi indicator light
9. Charging pin

SP1 APP setup:

1.Download APP
from play store (Android)
or apple store (Apple)

2.Connect a network.

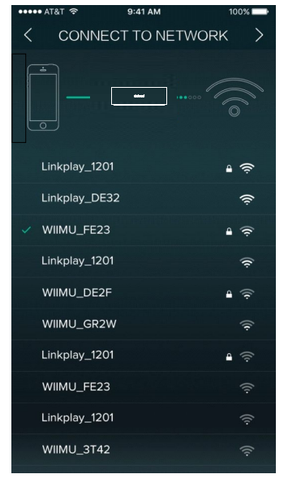

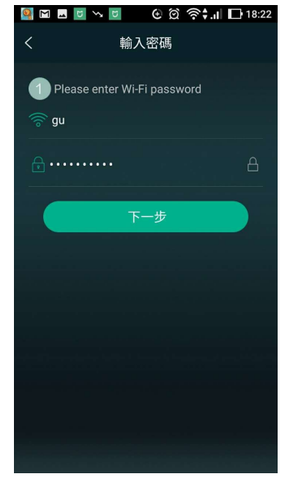

3. Search wifi name and enter a passward.

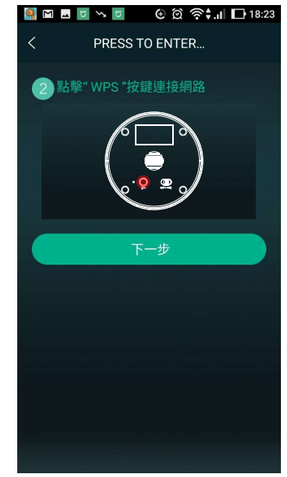

4.Press the WPS key
at bottom of device.

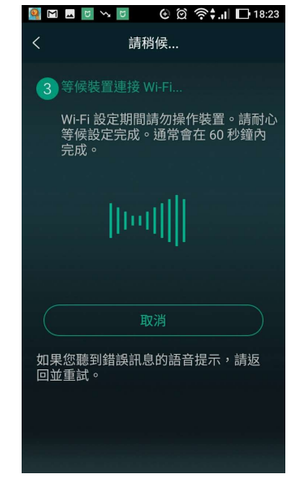

5. Wi-Fi is connecting with
device.

6. A device is success to
connect a network.

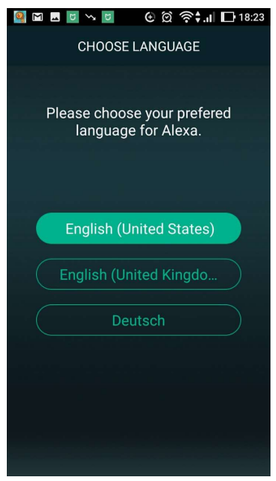

7. Choose a language.

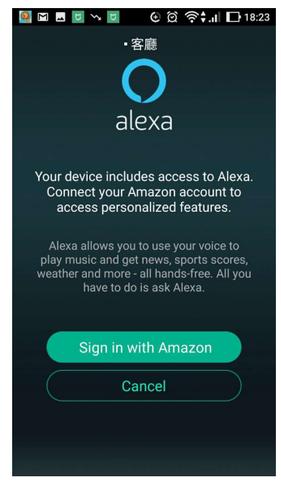

8.Setup alexa and
sign in with Amazon.

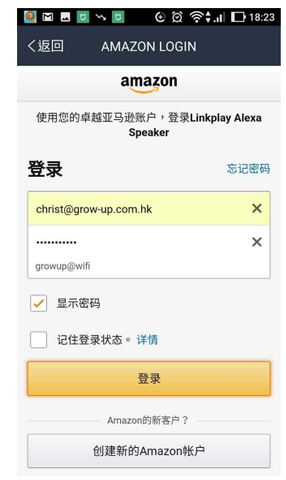

9.logging into Amazon.

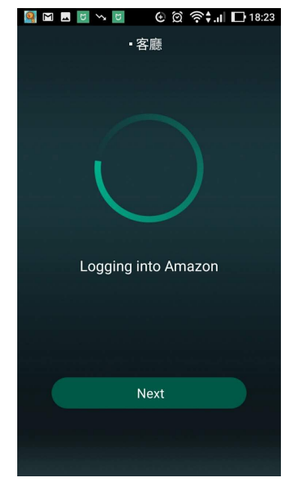

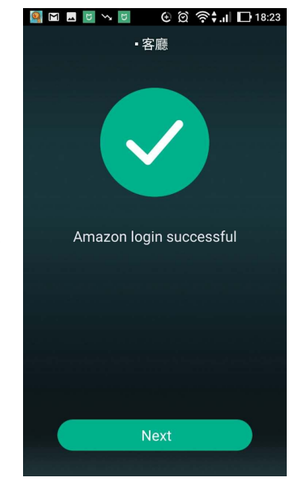

10. Success to login Amazon.

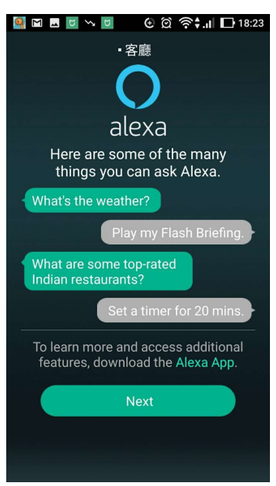

11.Now you can talk to Alexa.

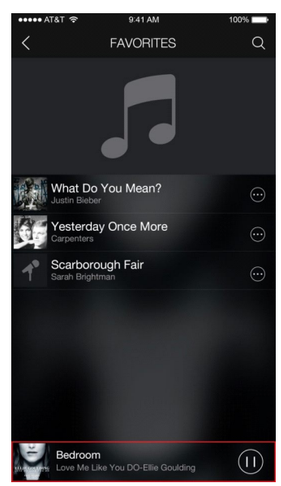

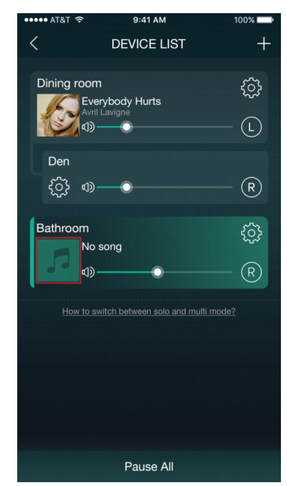

12. User also can play a music from your mobile phone.

How to play:

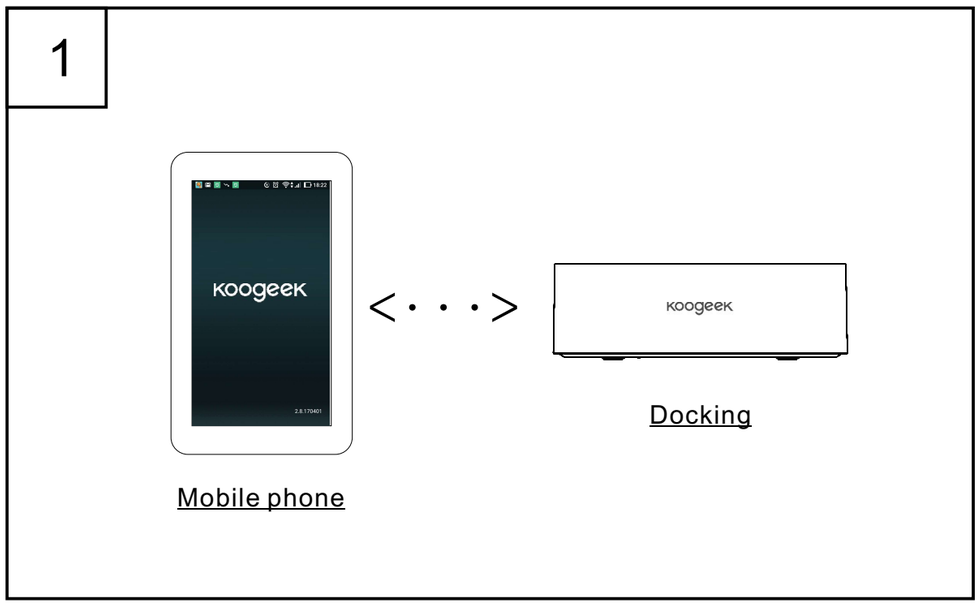

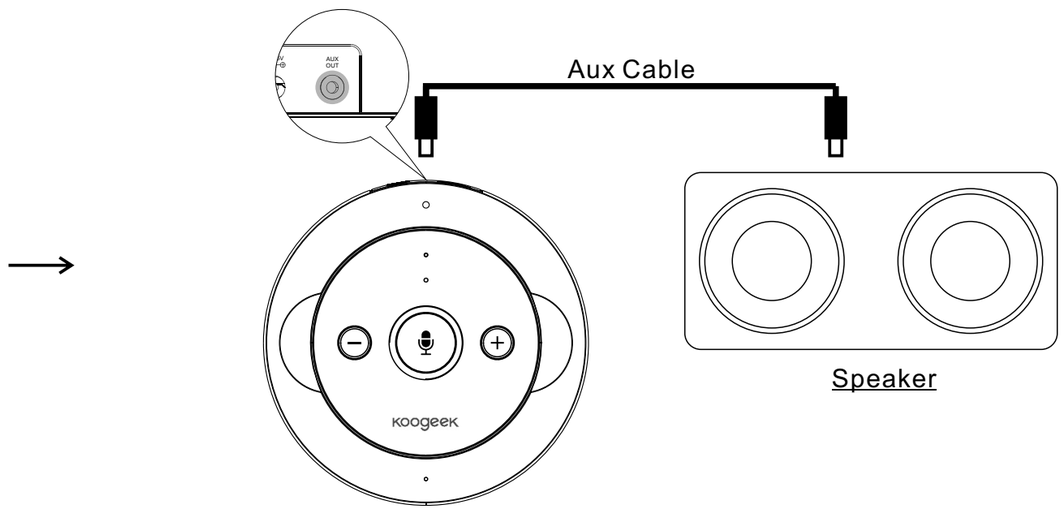

1.Setup a network and access to Amazon account.
(Please refer a previous page)

2. Use Aux cable to connect docking and speaker.

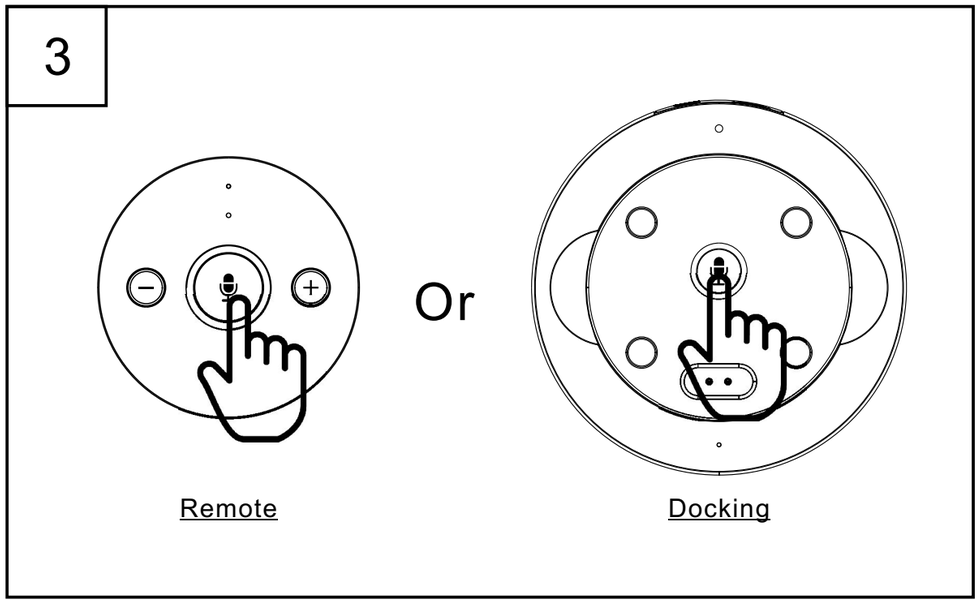

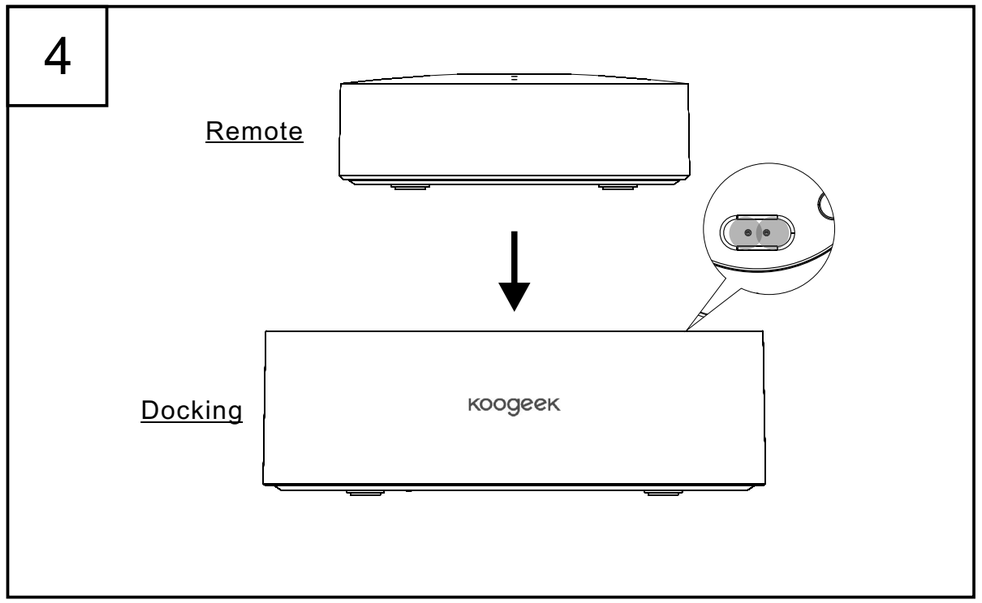

3.Press " 🎙 " button to talk with Alexa. User also can press button on remote or docking.

4. Charging a remote can put on docking.

FCC Warning

This device complies with Part 15 of the FCC Rules. Operation is subject to the following two conditions:
(1) This device may not cause harmful interference, and (2) this device must accept any interference received, including interference that may cause undesired operation.

NOTE 1: This equipment has been tested and found to comply with the limits for a Class B digital device, pursuant to part 15 of the FCC Rules. These limits are designed to provide reasonable protection against harmful interference in a residential installation. This equipment generates, uses and can radiate radio frequency energy and, if not installed and used in accordance with the instructions, may cause harmful interference to radio communications. However, there is no guarantee that interference will not occur in a particular installation. If this equipment does cause harmful interference to radio or television reception, which can be determined by turning the equipment off and on, the user is encouraged to try to correct the interference by one or more of the following measures:
- Reorient or relocate the receiving antenna.
- Increase the separation between the equipment and receiver.
-Connect the equipment into an outlet on a circuit different from that to which the receiver is connected.
-Consult the dealer or an experienced radio/TV technician for help.

NOTE 2: Any changes or modifications to this unit not expressly approved by the party responsible for compliance could void the user's authority to operate the equipment.

FCC Radiation Exposure Statement:

This equipment complies with FCC radiation exposure limits set forth for an uncontrolled environment. The docking unit should be installed and operated with minimum distance 20cm between the radiator & your body.