Band Edge NVNT 2-DH5 2480MHz Ant1 No-Hopping Ref

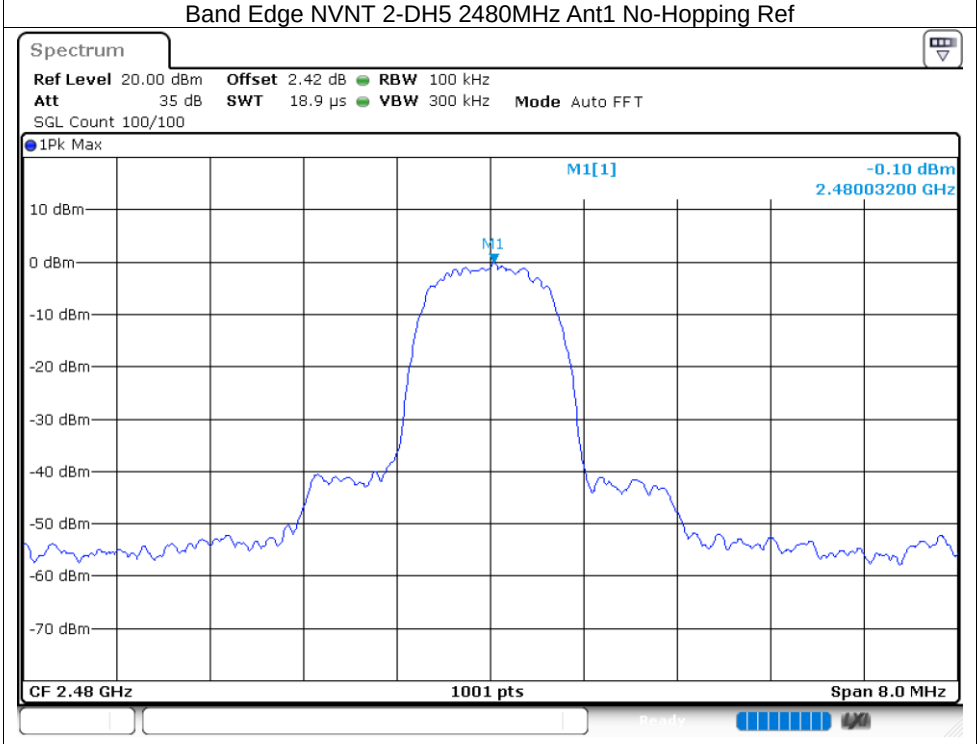

Band Edge NVNT 2-DH5 2480MHz Ant1 No-Hopping Emission

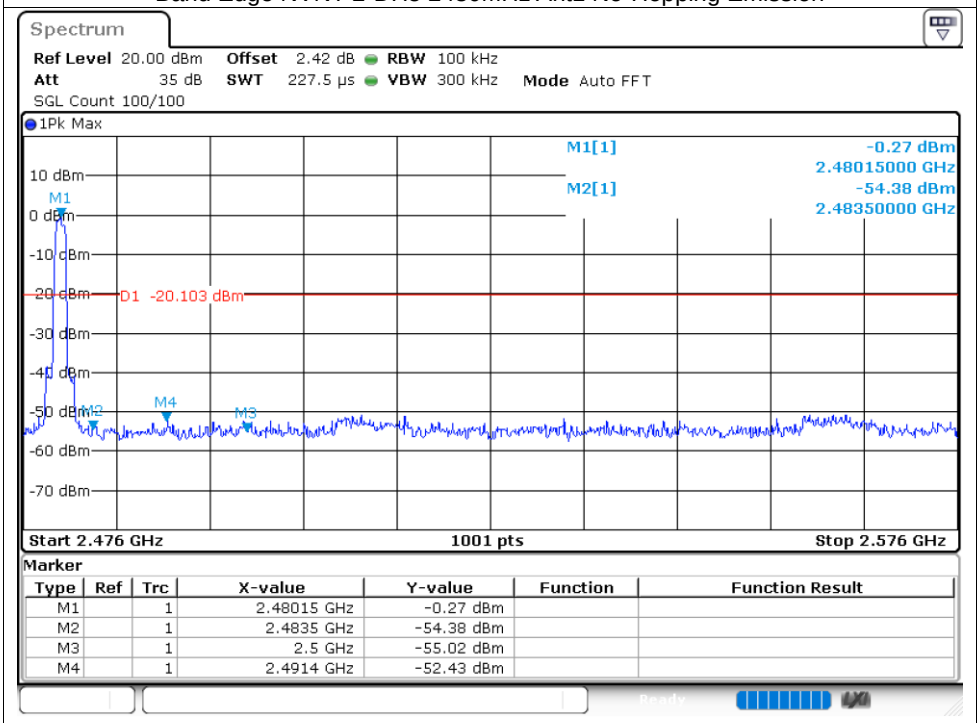

Marker

Type	Ref	Trc	X-value	Y-value	Function	Function Result
M1		1	2.48015 GHz	-0.27 dBm		
M2		1	2.4835 GHz	-54.38 dBm		
M3		1	2.5 GHz	-55.02 dBm		
M4		1	2.4914 GHz	-52.43 dBm		

Band Edge NVNT 3-DH5 2402MHz Ant1 No-Hopping Ref

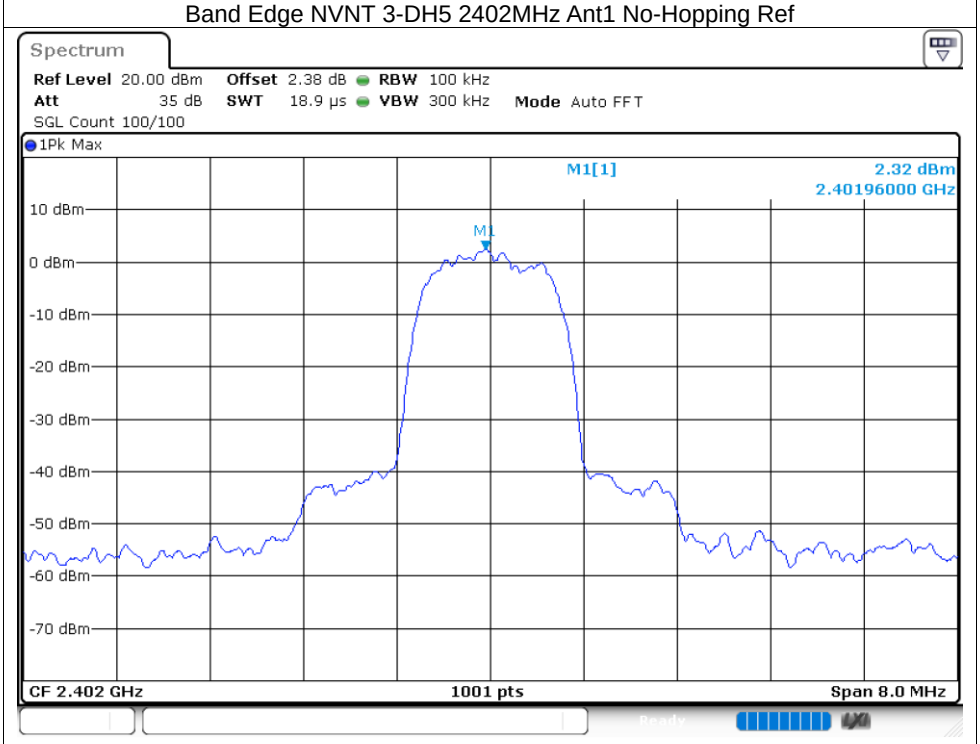

Band Edge NVNT 3-DH5 2402MHz Ant1 No-Hopping Emission

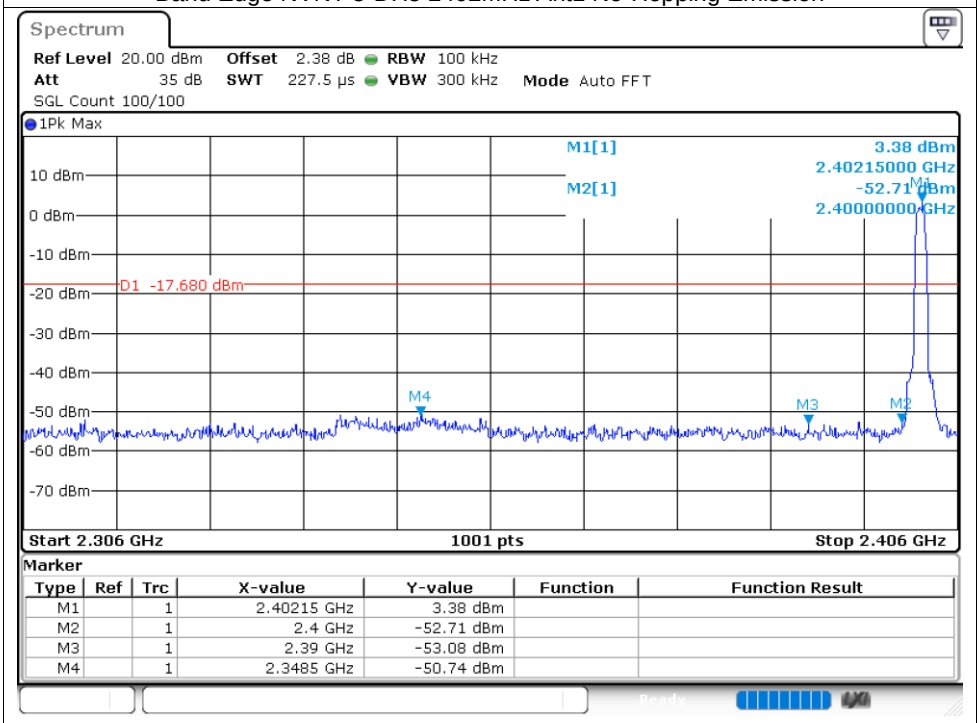

Marker

Type	Ref	Trc	X-value	Y-value	Function	Function Result
M1		1	2.40215 GHz	3.38 dBm		
M2		1	2.4 GHz	-52.71 dBm		
M3		1	2.39 GHz	-53.08 dBm		
M4		1	2.3485 GHz	-50.74 dBm		

Band Edge NVNT 3-DH5 2480MHz Ant1 No-Hopping Ref

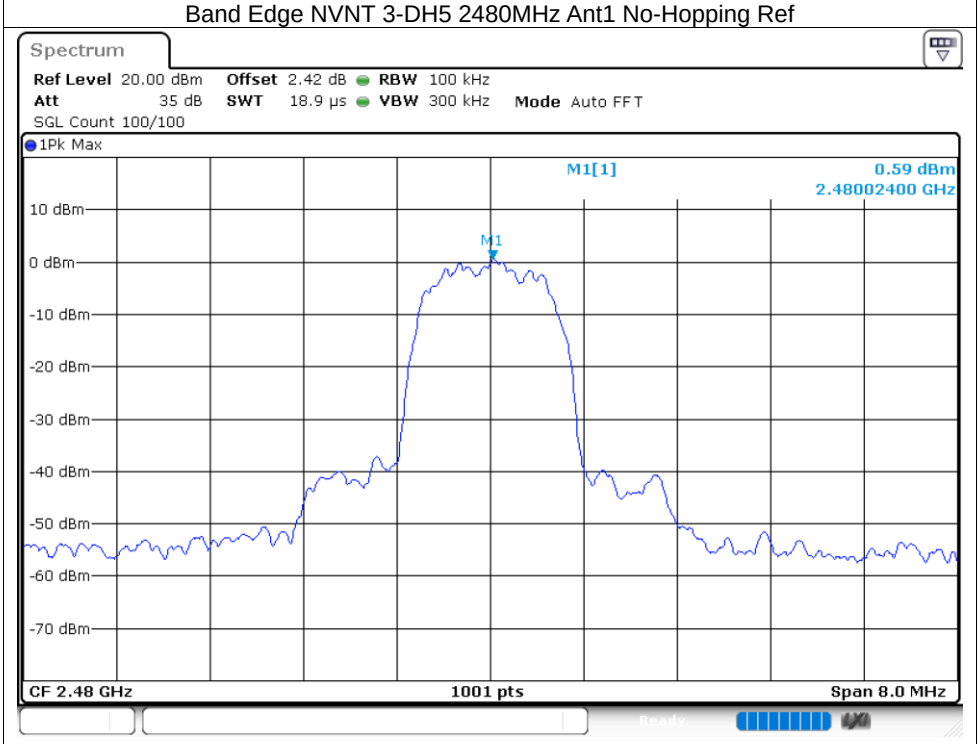

Band Edge NVNT 3-DH5 2480MHz Ant1 No-Hopping Emission

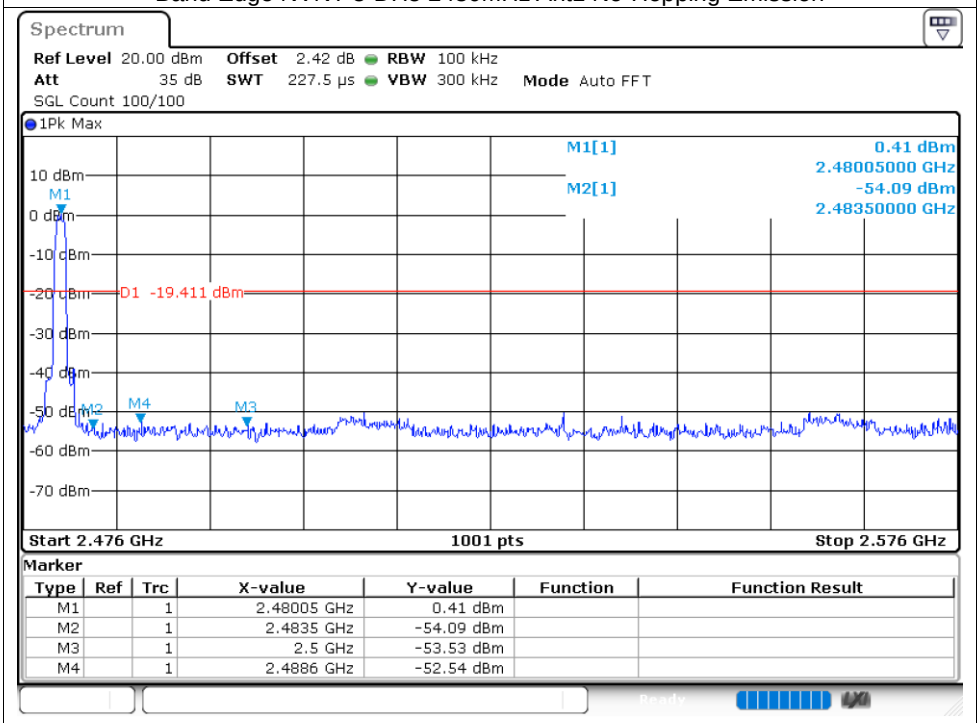

Marker

Type	Ref	Trc	X-value	Y-value	Function	Function Result
M1		1	2.48005 GHz	0.41 dBm		
M2		1	2.4835 GHz	-54.09 dBm		
M3		1	2.5 GHz	-53.53 dBm		
M4		1	2.4886 GHz	-52.54 dBm		

8.8 BAND EDGE(HOPPING)

Condition	Mode	Frequency (MHz)	Antenna	Hopping Mode	Max Value (dBc)	Limit (dBc)	Verdict
NVNT	1-DH5	2402	Ant1	Hopping	-53.68	-20	Pass
NVNT	1-DH5	2480	Ant1	Hopping	-55.11	-20	Pass
NVNT	2-DH5	2402	Ant1	Hopping	-52.6	-20	Pass
NVNT	2-DH5	2480	Ant1	Hopping	-54.48	-20	Pass
NVNT	3-DH5	2402	Ant1	Hopping	-54.01	-20	Pass
NVNT	3-DH5	2480	Ant1	Hopping	-54.16	-20	Pass

Test Graphs

Band Edge(Hopping) NVNT 1-DH5 2402MHz Ant1 Hopping Ref

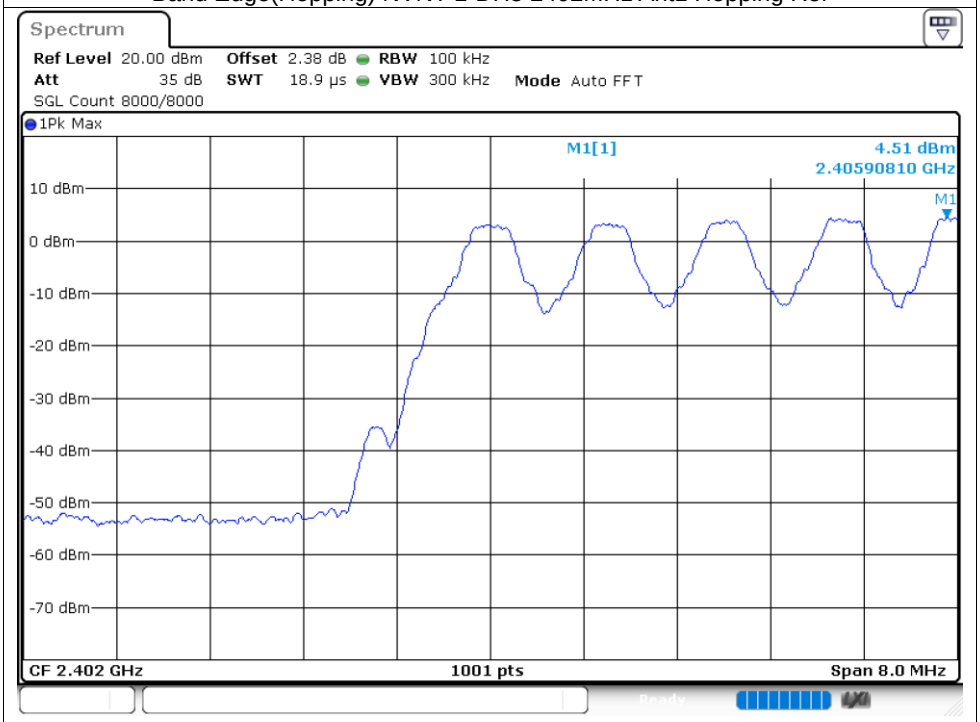

Band Edge(Hopping) NVNT 1-DH5 2402MHz Ant1 Hopping Emission

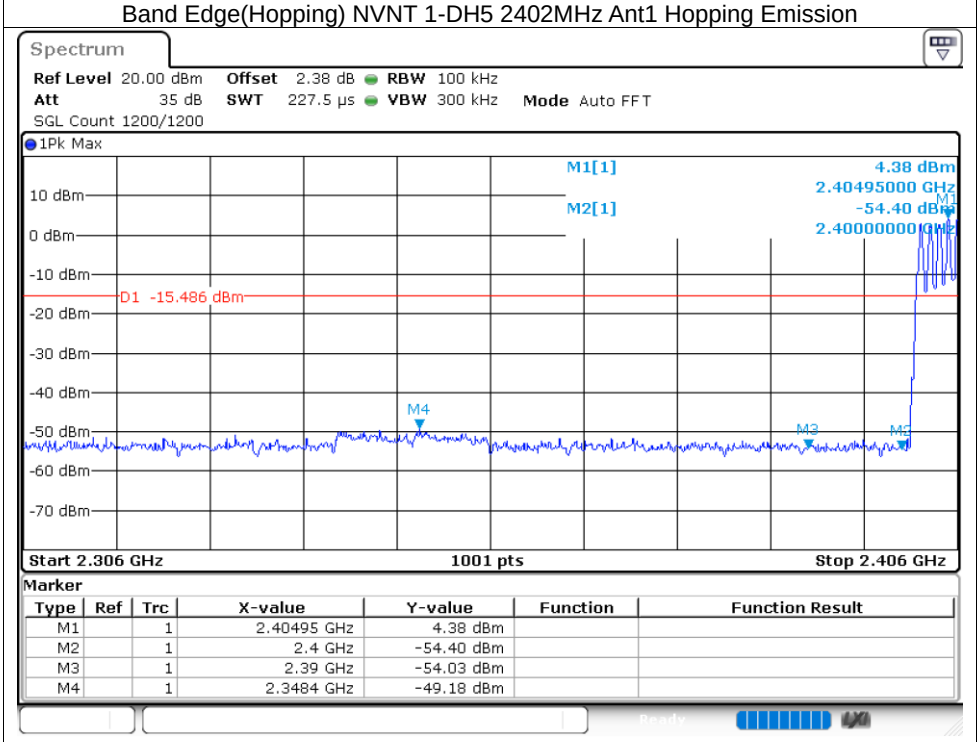

Marker

Type	Ref	Trc	X-value	Y-value	Function	Function Result
M1		1	2.40495 GHz	4.38 dBm		
M2		1	2.4 GHz	-54.40 dBm		
M3		1	2.39 GHz	-54.03 dBm		
M4		1	2.3484 GHz	-49.18 dBm		

Band Edge(Hopping) NVNT 1-DH5 2480MHz Ant1 Hopping Ref

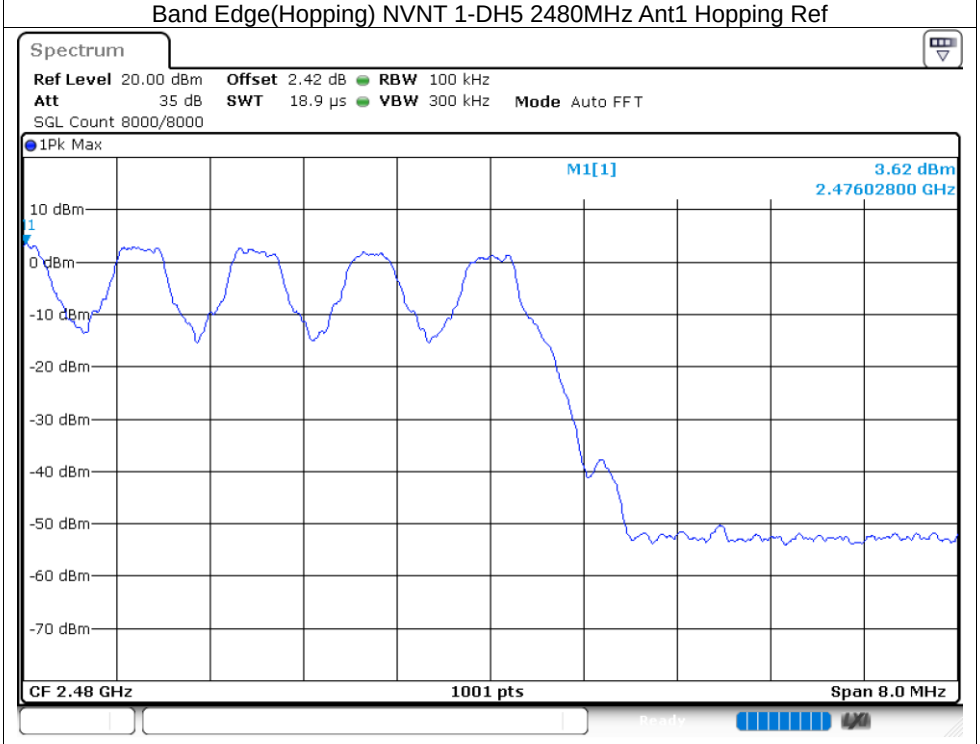

Band Edge(Hopping) NVNT 1-DH5 2480MHz Ant1 Hopping Emission

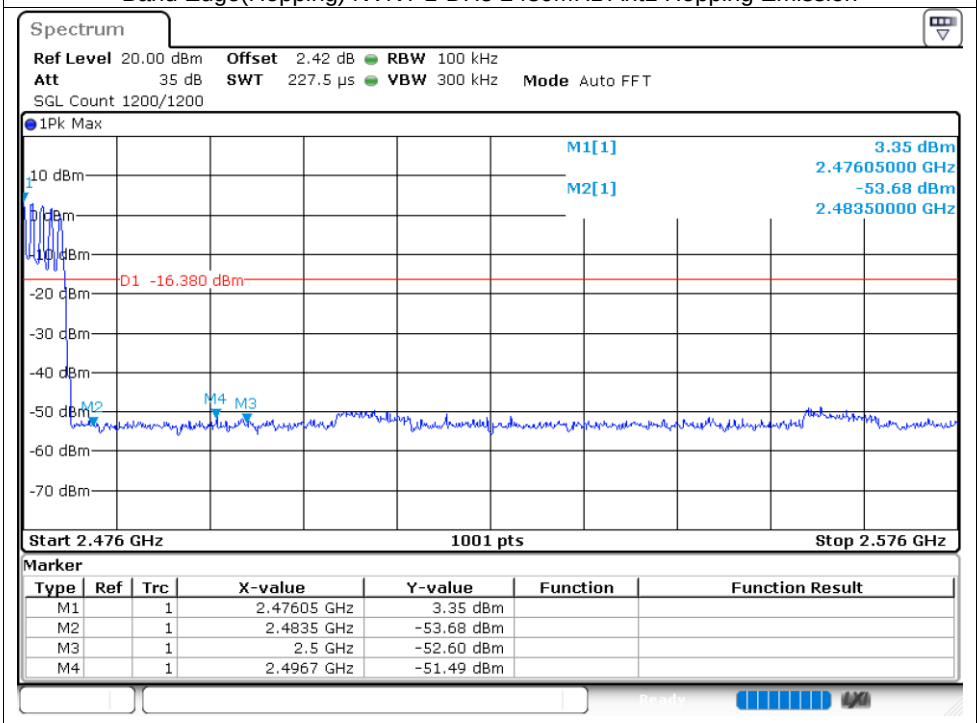

Marker

Type	Ref	Trc	X-value	Y-value	Function	Function Result
M1		1	2.47605 GHz	3.35 dBm		
M2		1	2.4835 GHz	-53.68 dBm		
M3		1	2.5 GHz	-52.60 dBm		
M4		1	2.4967 GHz	-51.49 dBm		

Band Edge(Hopping) NVNT 2-DH5 2402MHz Ant1 Hopping Ref

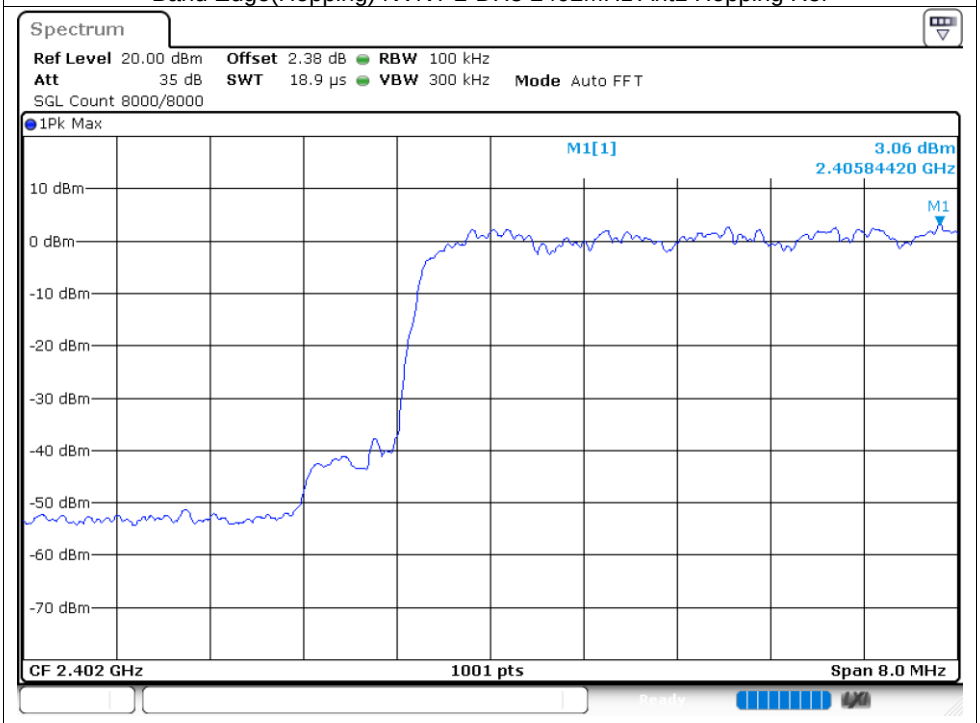

Band Edge(Hopping) NVNT 2-DH5 2402MHz Ant1 Hopping Emission

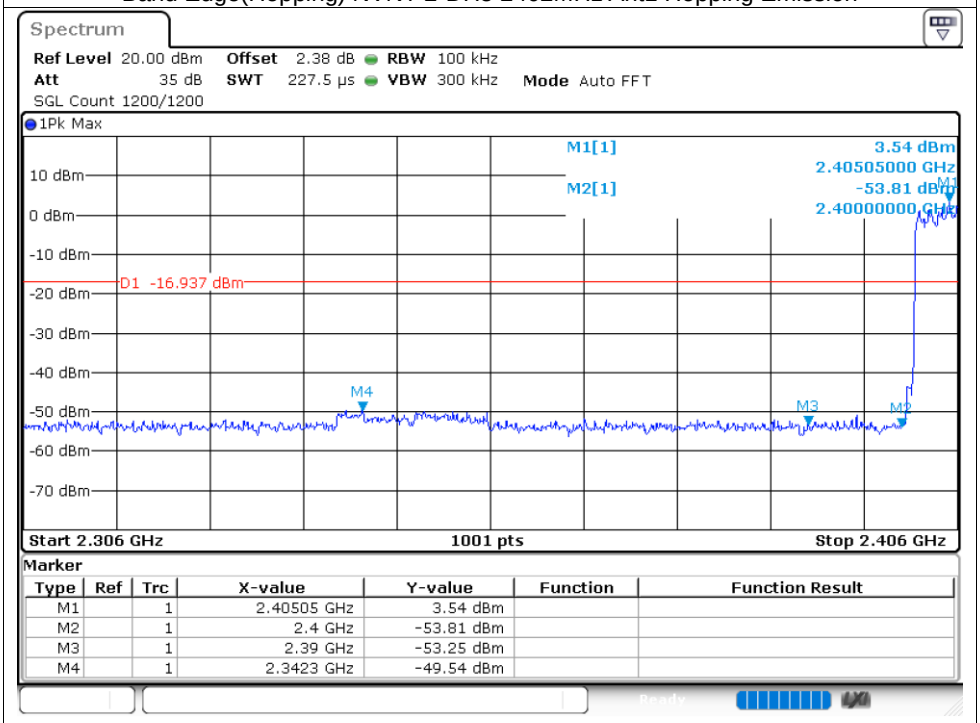

Marker

Type	Ref	Trc	X-value	Y-value	Function	Function Result
M1		1	2.40505 GHz	3.54 dBm		
M2		1	2.4 GHz	-53.81 dBm		
M3		1	2.39 GHz	-53.25 dBm		
M4		1	2.3423 GHz	-49.54 dBm		

Band Edge(Hopping) NVNT 2-DH5 2480MHz Ant1 Hopping Ref

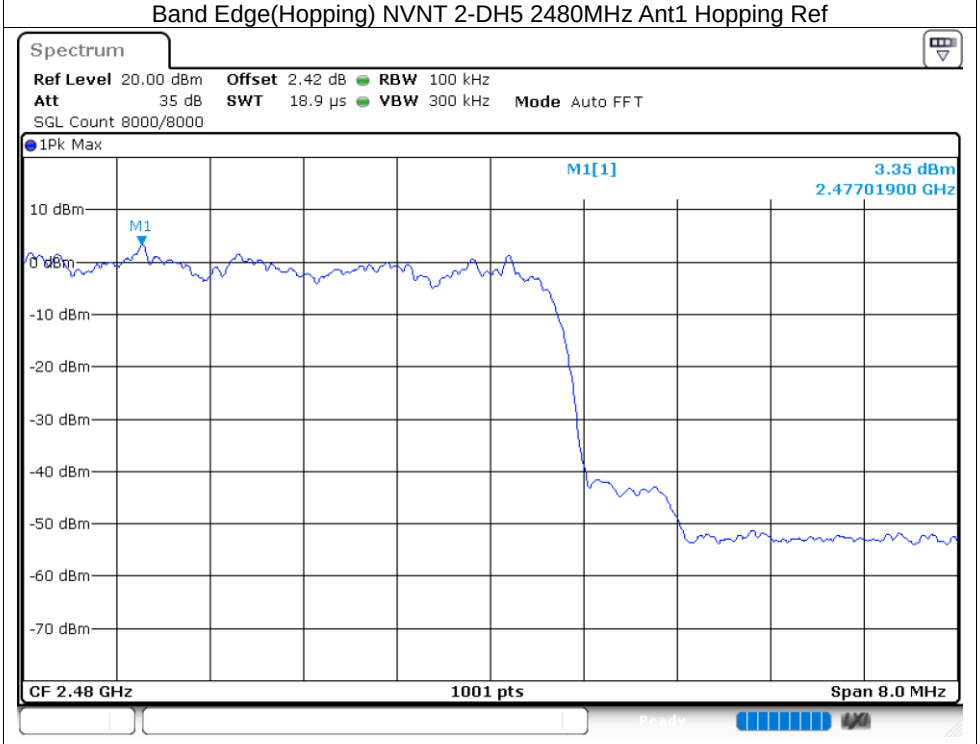

Band Edge(Hopping) NVNT 2-DH5 2480MHz Ant1 Hopping Emission

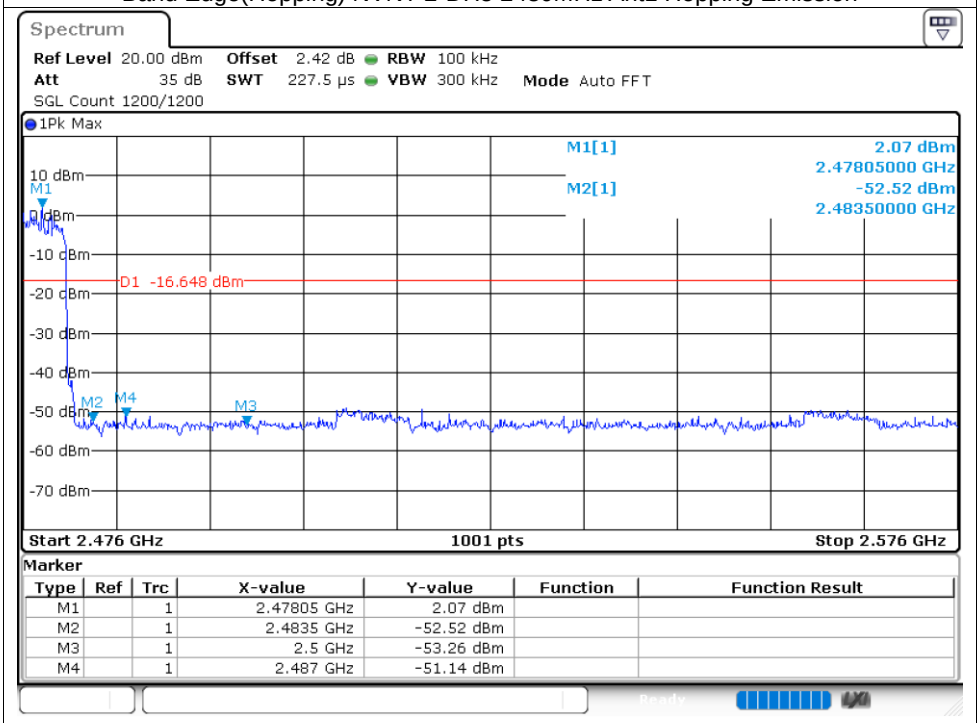

Marker

Type	Ref	Trc	X-value	Y-value	Function	Function Result
M1		1	2.47805 GHz	2.07 dBm		
M2		1	2.4835 GHz	-52.52 dBm		
M3		1	2.5 GHz	-53.26 dBm		
M4		1	2.487 GHz	-51.14 dBm		

Band Edge(Hopping) NVNT 3-DH5 2402MHz Ant1 Hopping Ref

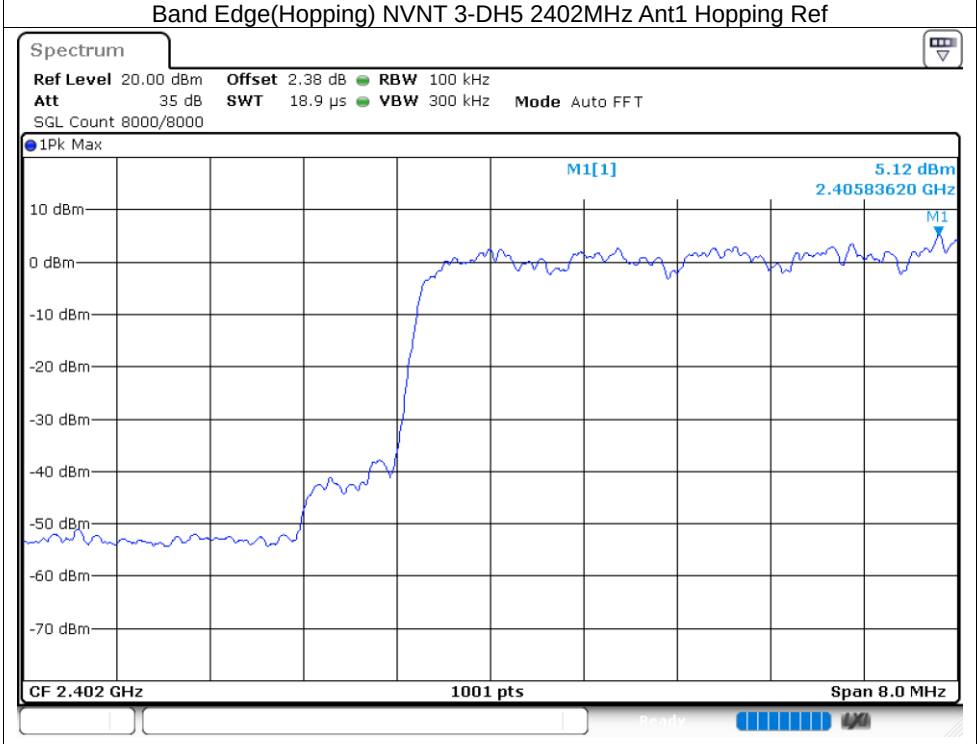

Band Edge(Hopping) NVNT 3-DH5 2402MHz Ant1 Hopping Emission

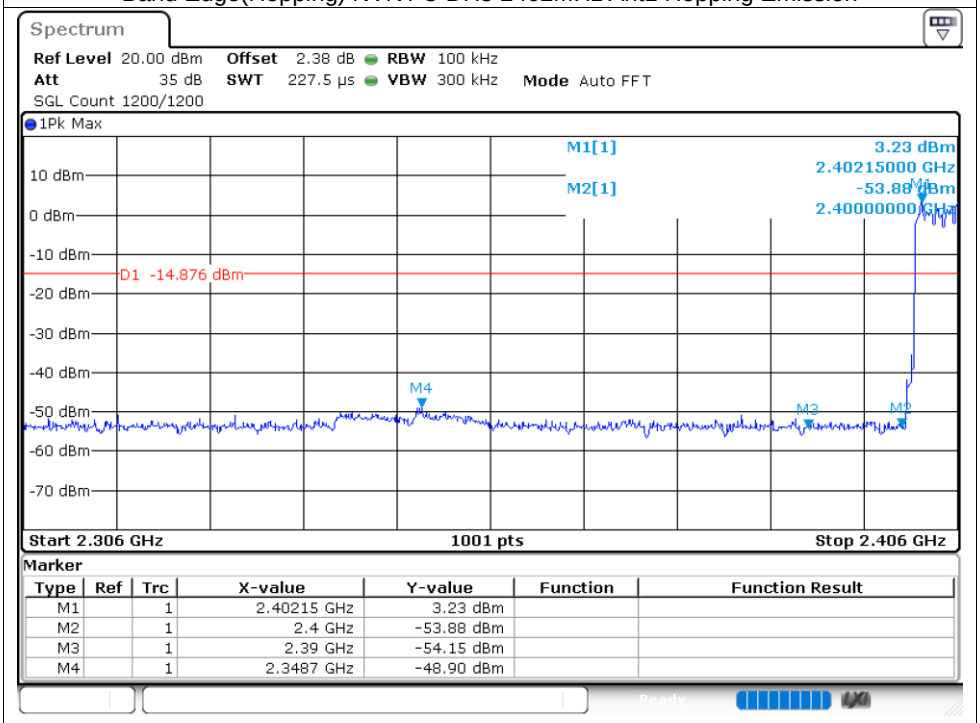

Marker

Type	Ref	Trc	X-value	Y-value	Function	Function Result
M1		1	2.40215 GHz	3.23 dBm		
M2		1	2.4 GHz	-53.88 dBm		
M3		1	2.39 GHz	-54.15 dBm		
M4		1	2.3487 GHz	-48.90 dBm		

Band Edge(Hopping) NVNT 3-DH5 2480MHz Ant1 Hopping Ref

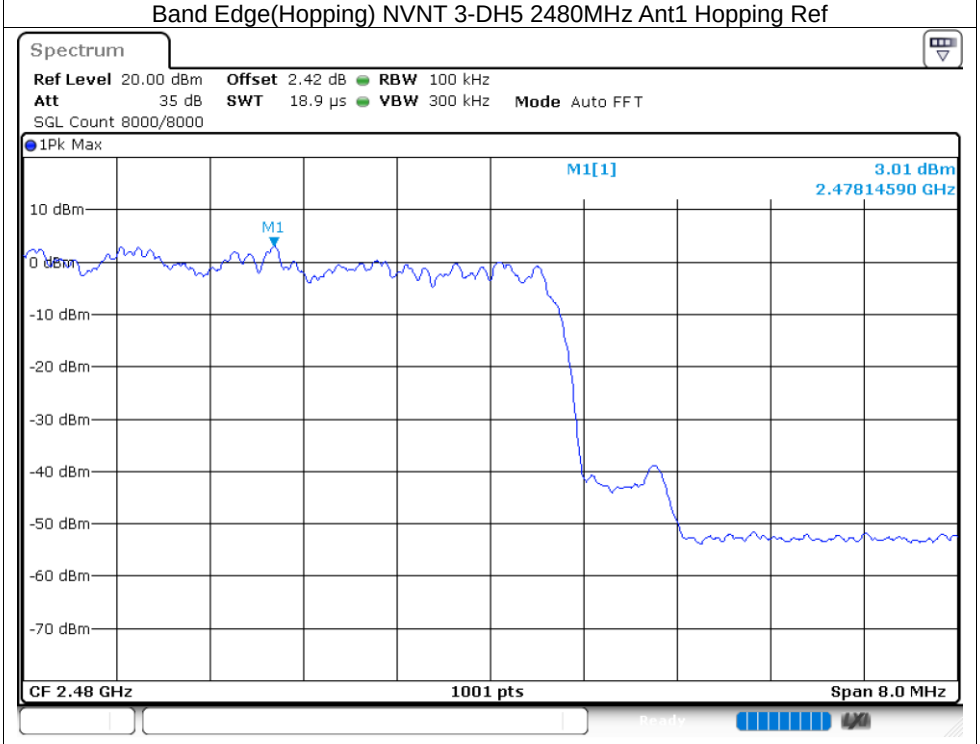

Band Edge(Hopping) NVNT 3-DH5 2480MHz Ant1 Hopping Emission

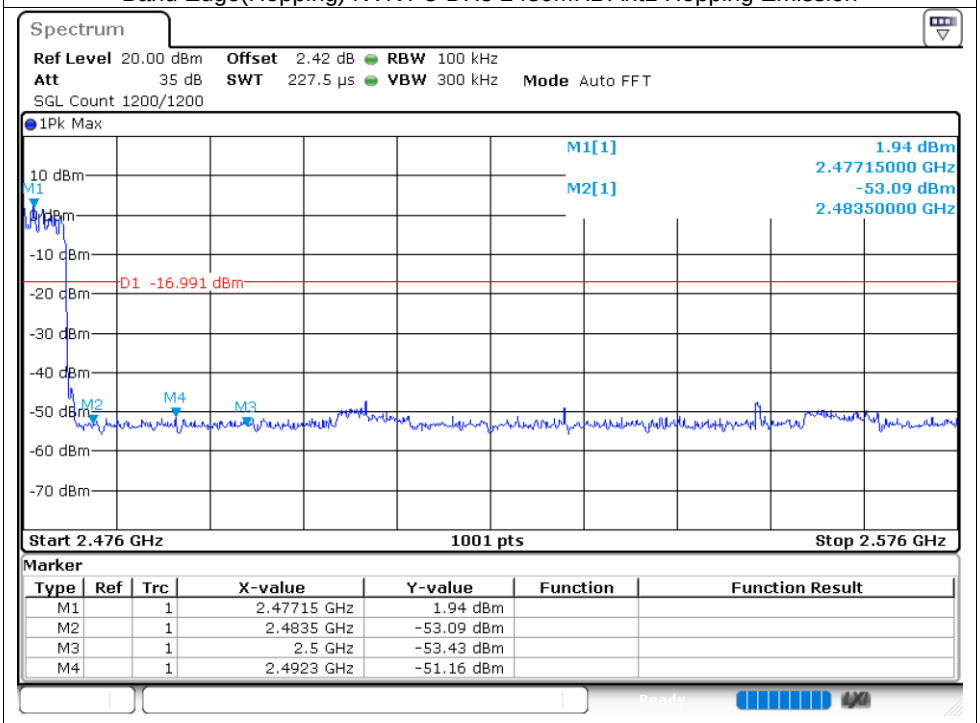

Marker

Type	Ref	Trc	X-value	Y-value	Function	Function Result
M1		1	2.47715 GHz	1.94 dBm		
M2		1	2.4835 GHz	-53.09 dBm		
M3		1	2.5 GHz	-53.43 dBm		
M4		1	2.4923 GHz	-51.16 dBm		

8.9 Conducted RF Spurious Emission

Condition	Mode	Frequency (MHz)	Antenna	Max Value (dBc)	Limit (dBc)	Verdict
NVNT	1-DH5	2402	Ant1	-54.56	-20	Pass
NVNT	1-DH5	2441	Ant1	-55.57	-20	Pass
NVNT	1-DH5	2480	Ant1	-52.52	-20	Pass
NVNT	2-DH5	2402	Ant1	-53.24	-20	Pass
NVNT	2-DH5	2441	Ant1	-53.07	-20	Pass
NVNT	2-DH5	2480	Ant1	-51.91	-20	Pass
NVNT	3-DH5	2402	Ant1	-54.45	-20	Pass
NVNT	3-DH5	2441	Ant1	-54.66	-20	Pass
NVNT	3-DH5	2480	Ant1	-50.38	-20	Pass

Test Graphs

Tx. Spurious NVNT 1-DH5 2402MHz Ant1 Ref

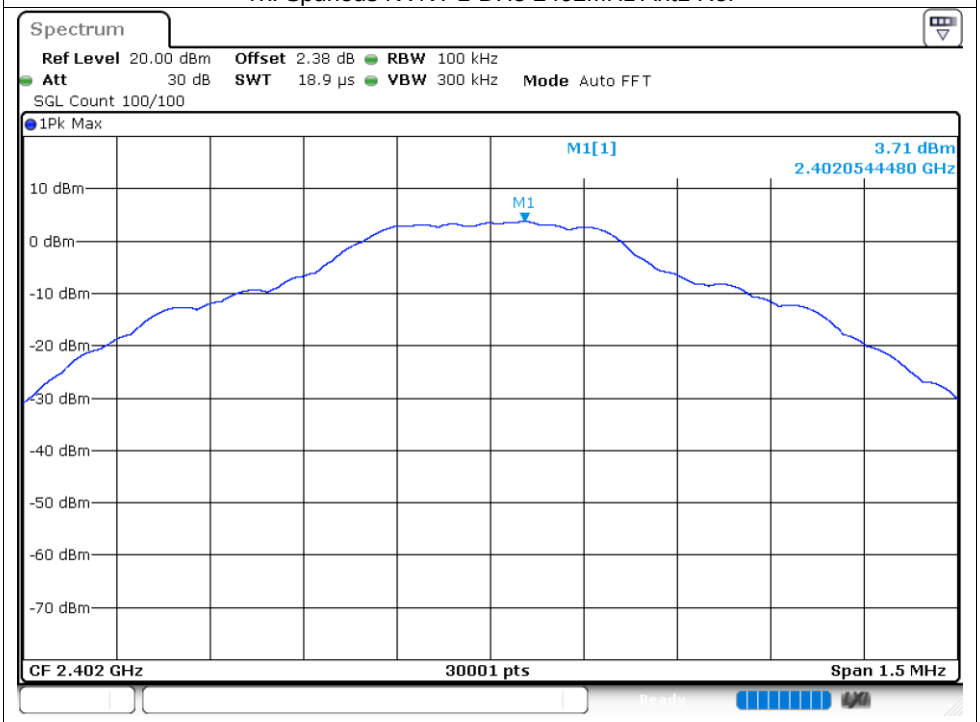

Tx. Spurious NVNT 1-DH5 2402MHz Ant1 Emission

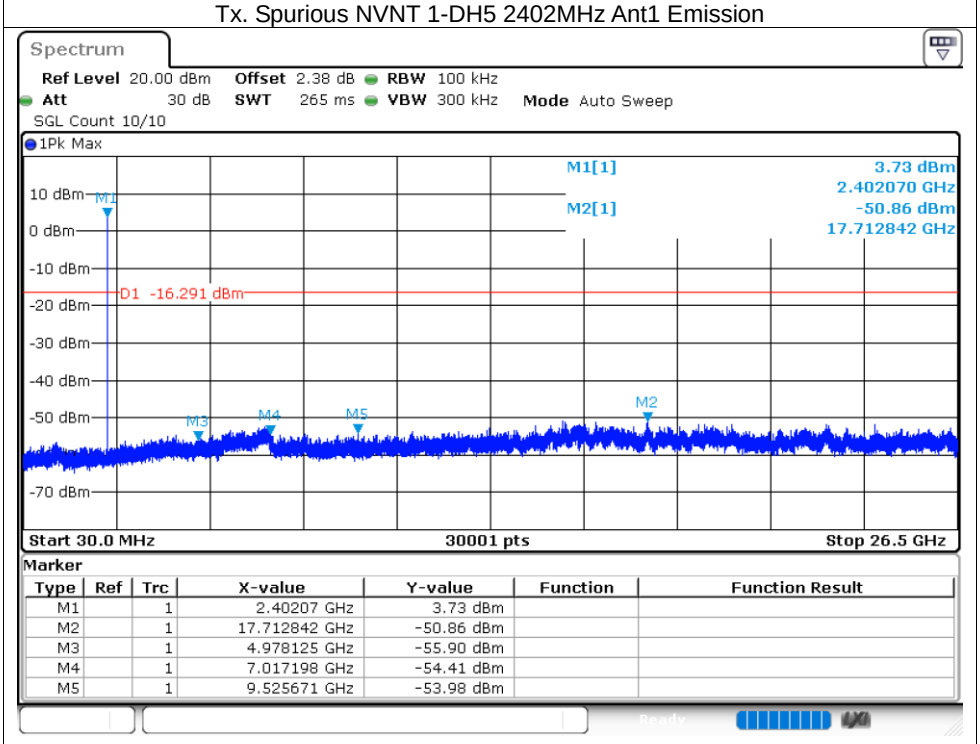

Marker

Type	Ref	Trc	X-value	Y-value	Function	Function Result
M1		1	2.40207 GHz	3.73 dBm		
M2		1	17.712842 GHz	-50.86 dBm		
M3		1	4.978125 GHz	-55.90 dBm		
M4		1	7.017198 GHz	-54.41 dBm		
M5		1	9.525671 GHz	-53.98 dBm		

Tx. Spurious NVNT 1-DH5 2441MHz Ant1 Ref

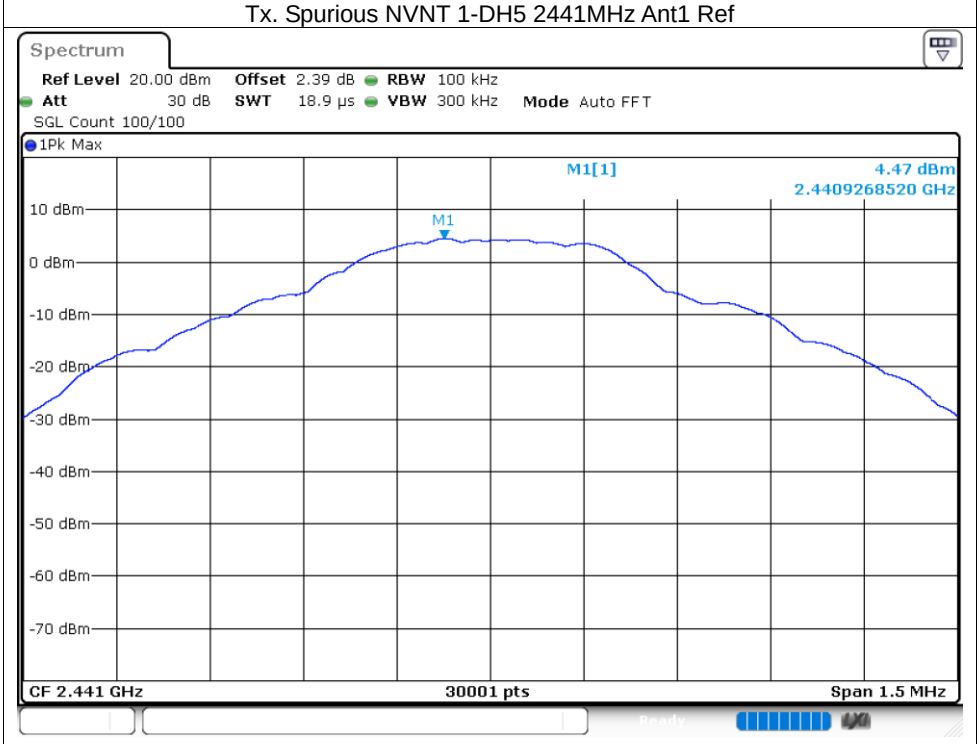

Tx. Spurious NVNT 1-DH5 2441MHz Ant1 Emission

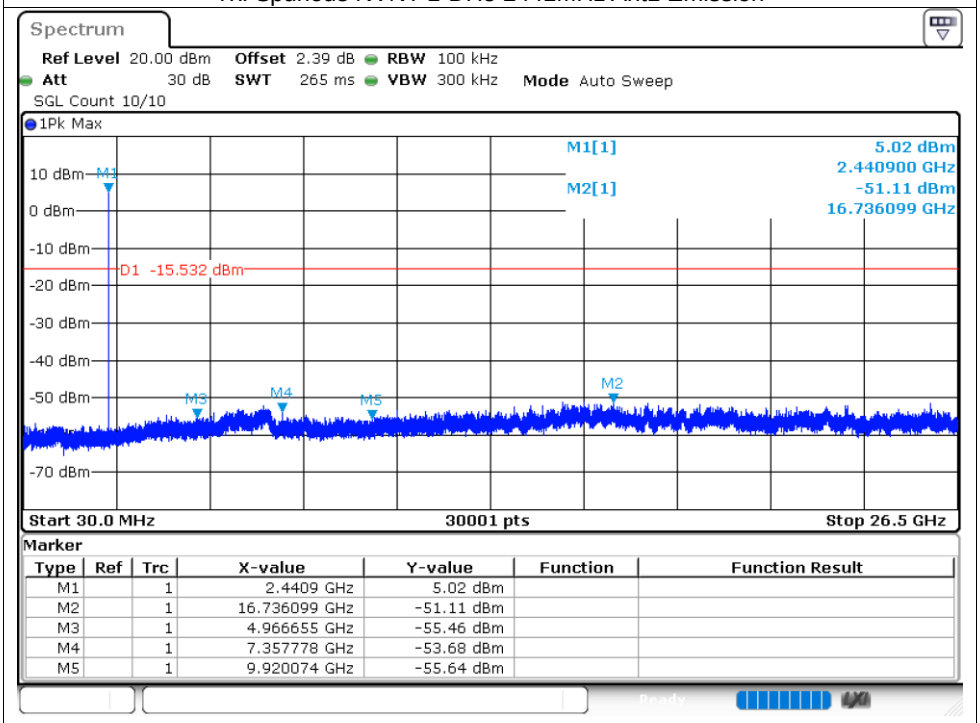

Marker

Type	Ref	Trc	X-value	Y-value	Function	Function Result
M1		1	2.4409 GHz	5.02 dBm		
M2		1	16.736099 GHz	-51.11 dBm		
M3		1	4.966655 GHz	-55.46 dBm		
M4		1	7.357778 GHz	-53.68 dBm		
M5		1	9.920074 GHz	-55.64 dBm		

Tx. Spurious NVNT 1-DH5 2480MHz Ant1 Ref

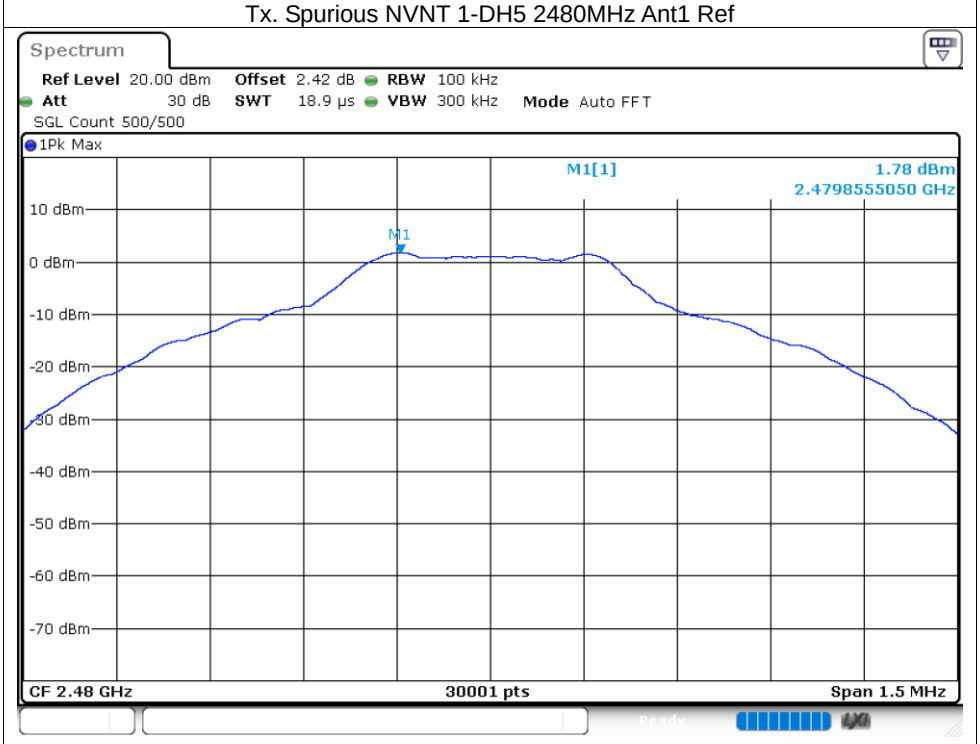

Tx. Spurious NVNT 1-DH5 2480MHz Ant1 Emission

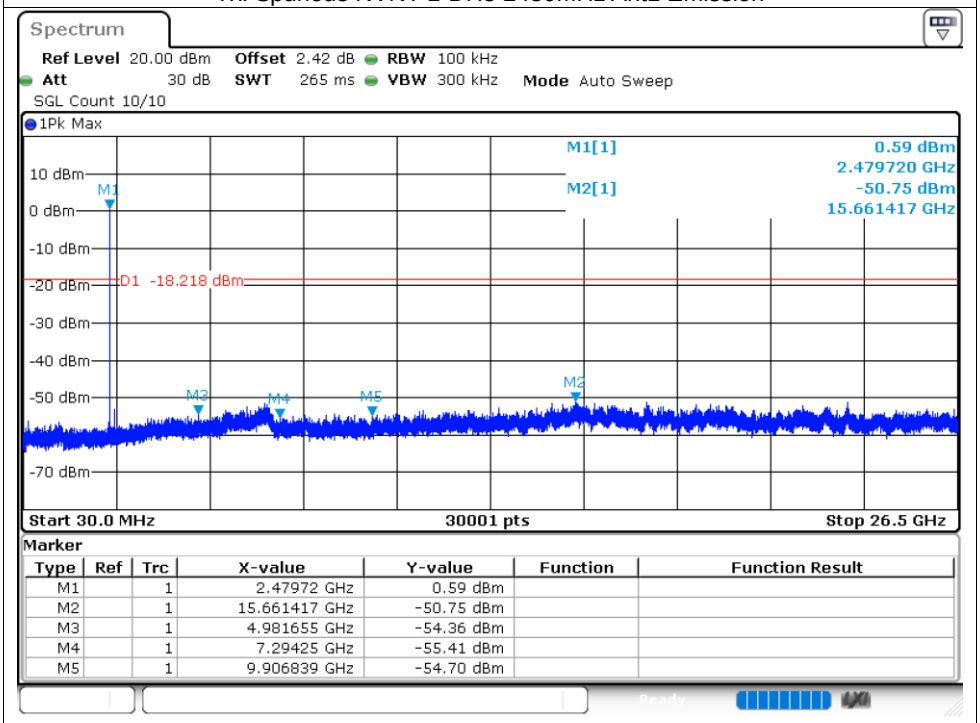

Marker

Type	Ref	Trc	X-value	Y-value	Function	Function Result
M1		1	2.47972 GHz	0.59 dBm		
M2		1	15.661417 GHz	-50.75 dBm		
M3		1	4.981655 GHz	-54.36 dBm		
M4		1	7.29425 GHz	-55.41 dBm		
M5		1	9.906839 GHz	-54.70 dBm		

Tx. Spurious NVNT 2-DH5 2402MHz Ant1 Ref

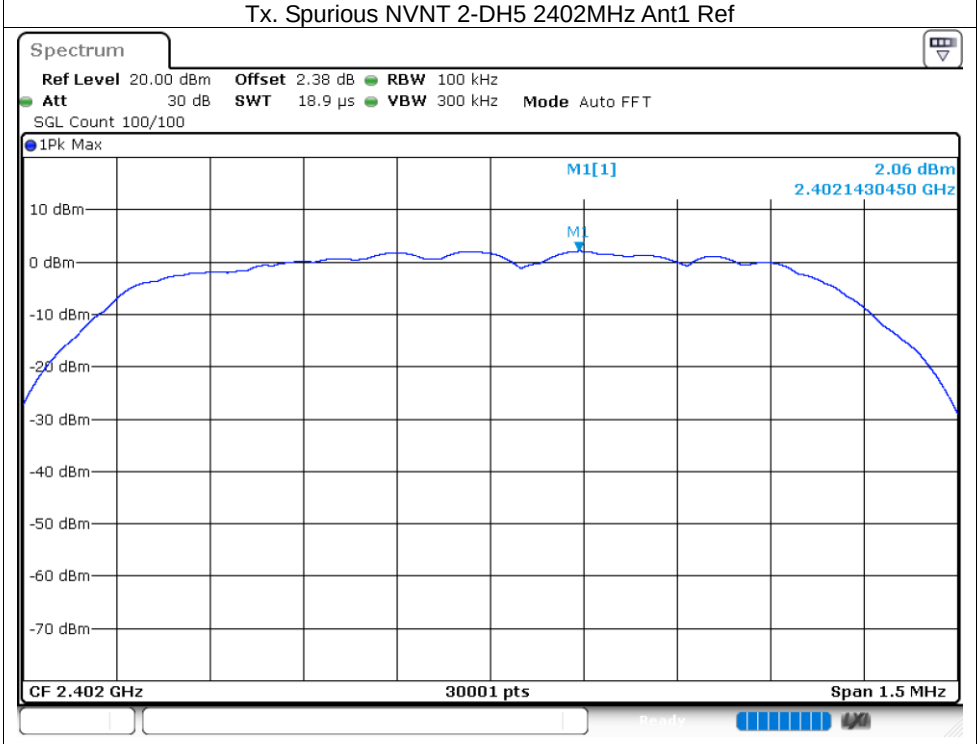

Tx. Spurious NVNT 2-DH5 2402MHz Ant1 Emission

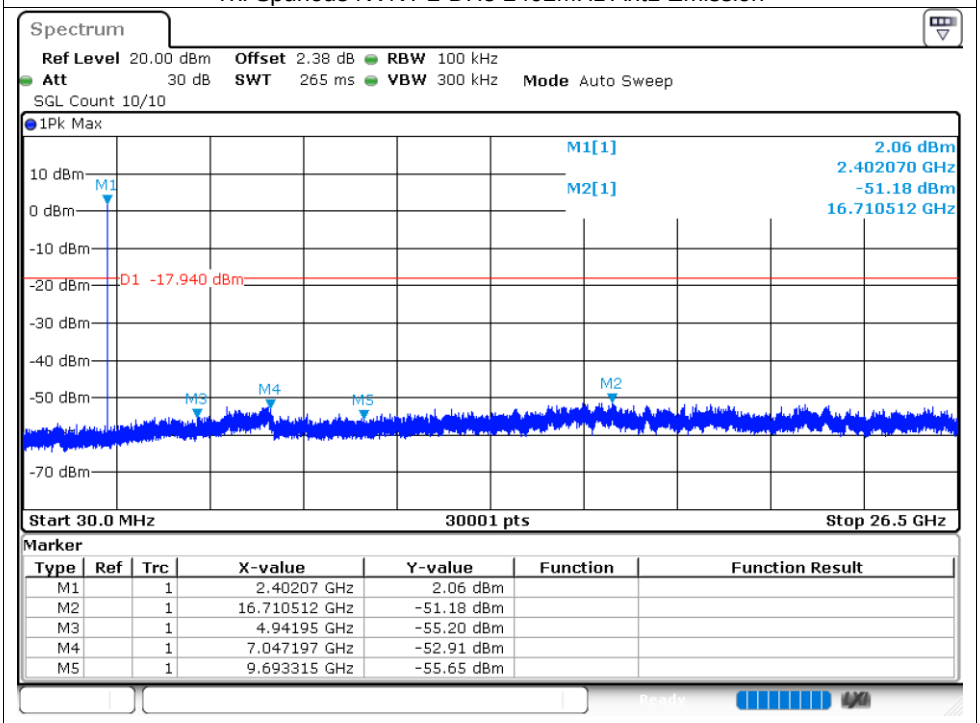

Marker

Type	Ref	Trc	X-value	Y-value	Function	Function Result
M1		1	2.40207 GHz	2.06 dBm		
M2		1	16.710512 GHz	-51.18 dBm		
M3		1	4.94195 GHz	-55.20 dBm		
M4		1	7.047197 GHz	-52.91 dBm		
M5		1	9.693315 GHz	-55.65 dBm		

Tx. Spurious NVNT 2-DH5 2441MHz Ant1 Ref

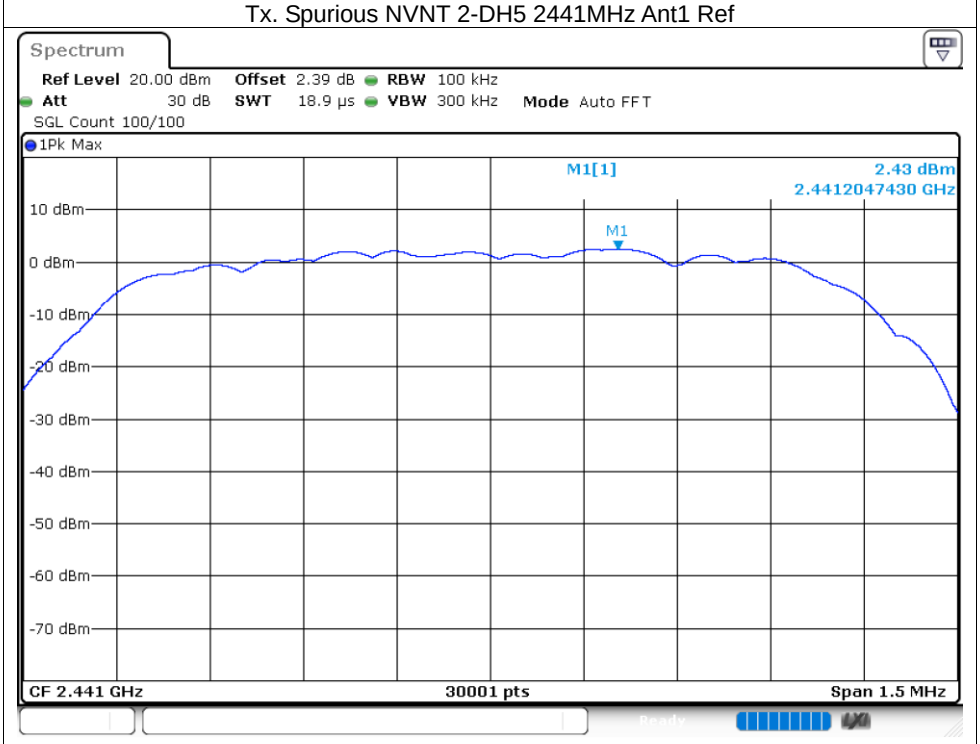

Tx. Spurious NVNT 2-DH5 2441MHz Ant1 Emission

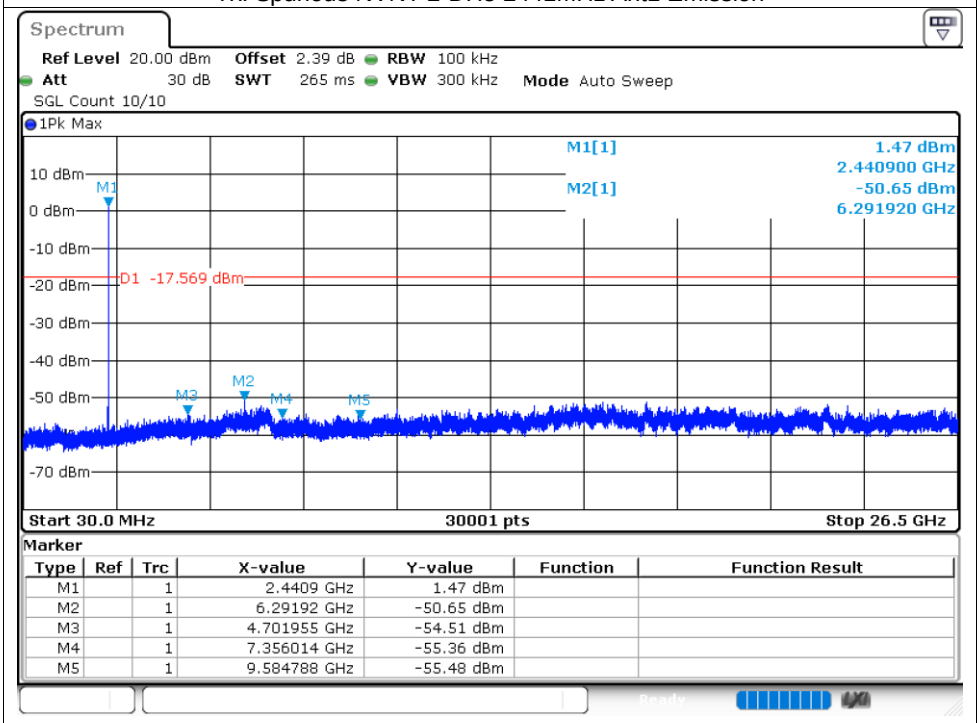

Marker

Type	Ref	Trc	X-value	Y-value	Function	Function Result
M1		1	2.4409 GHz	1.47 dBm		
M2		1	6.29192 GHz	-50.65 dBm		
M3		1	4.701955 GHz	-54.51 dBm		
M4		1	7.356014 GHz	-55.36 dBm		
M5		1	9.584788 GHz	-55.48 dBm		

Tx. Spurious NVNT 2-DH5 2480MHz Ant1 Ref

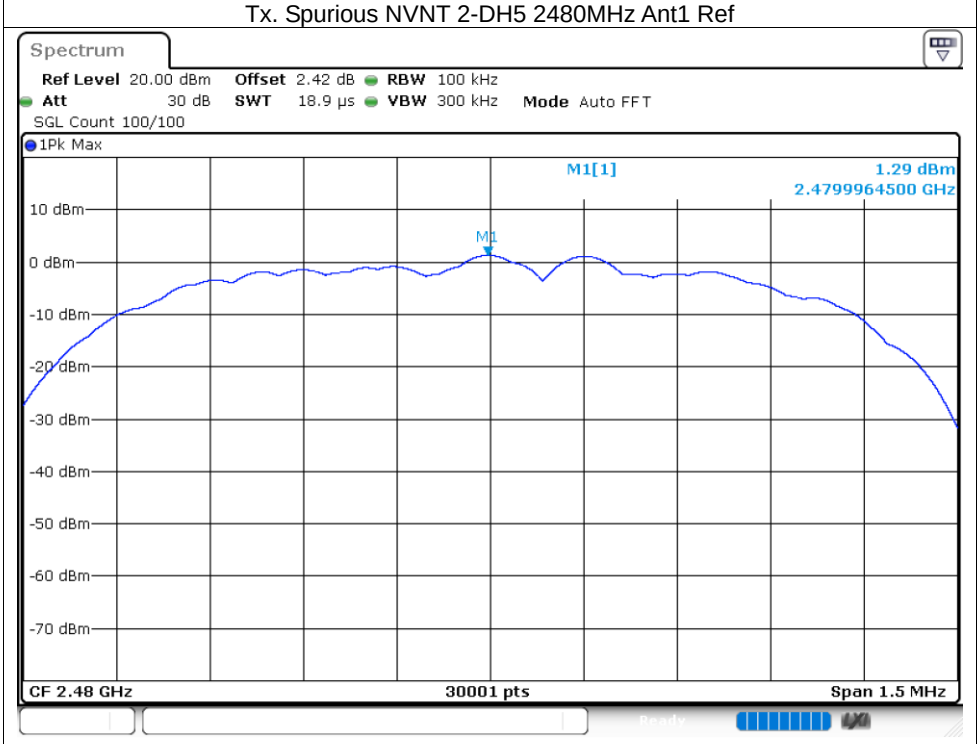

Tx. Spurious NVNT 2-DH5 2480MHz Ant1 Emission

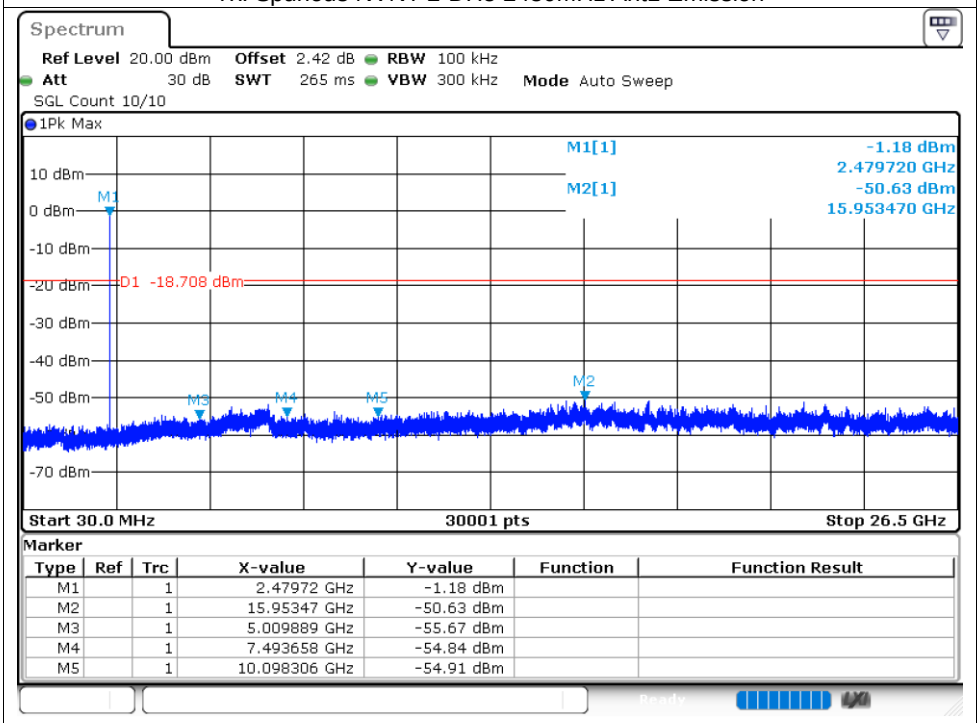

Marker

Type	Ref	Trc	X-value	Y-value	Function	Function Result
M1		1	2.47972 GHz	-1.18 dBm		
M2		1	15.95347 GHz	-50.63 dBm		
M3		1	5.009889 GHz	-55.67 dBm		
M4		1	7.493658 GHz	-54.84 dBm		
M5		1	10.098306 GHz	-54.91 dBm		

Tx. Spurious NVNT 3-DH5 2402MHz Ant1 Ref

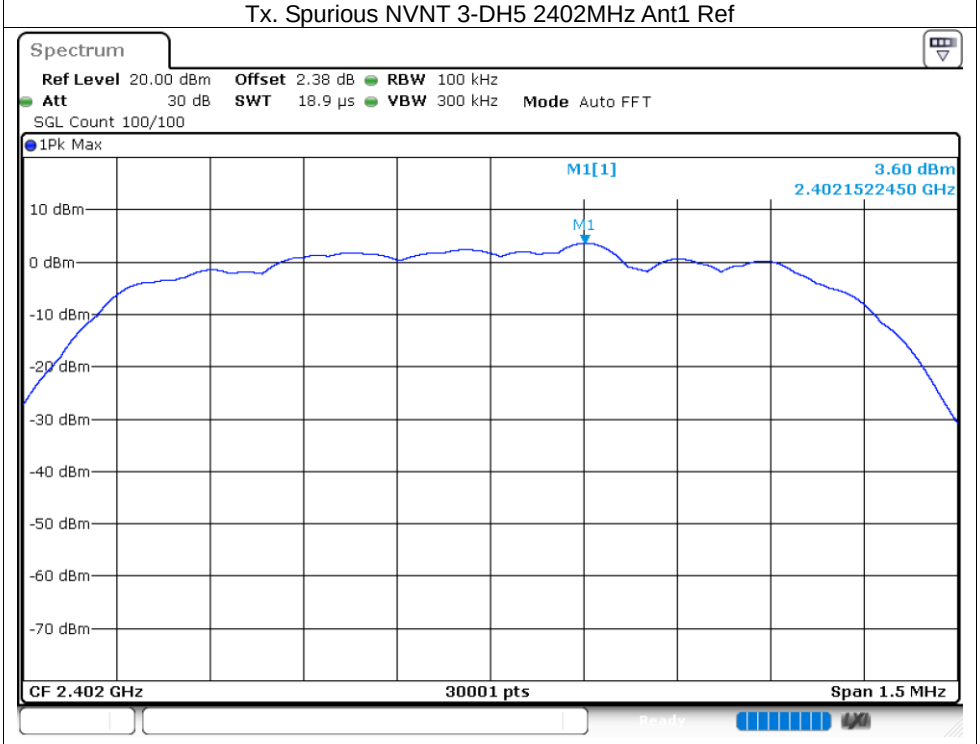

Tx. Spurious NVNT 3-DH5 2402MHz Ant1 Emission

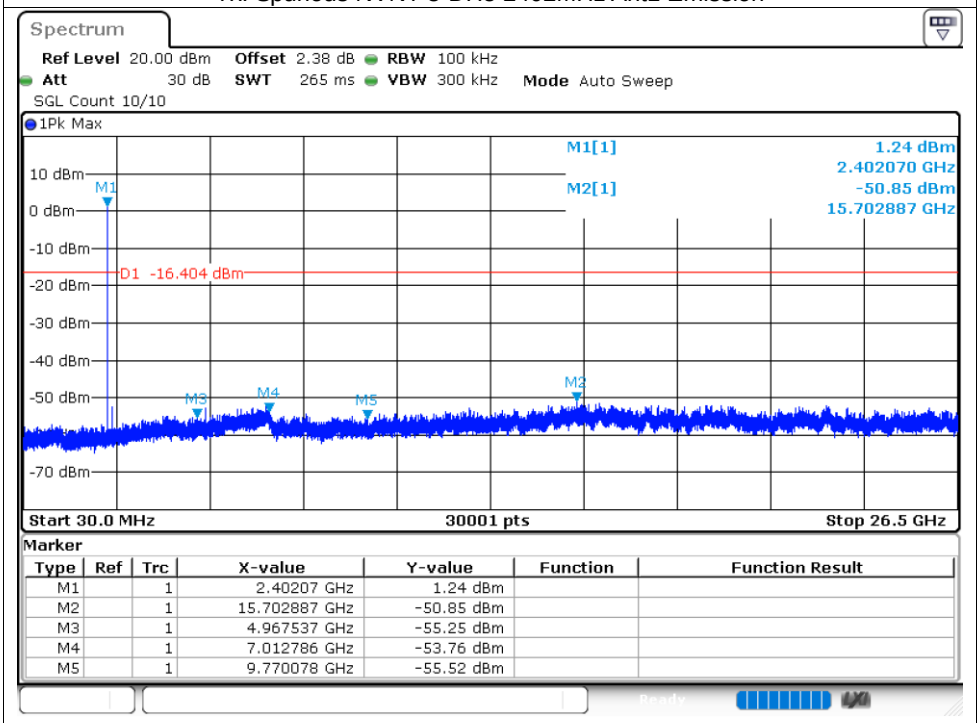

Marker

Type	Ref	Trc	X-value	Y-value	Function	Function Result
M1		1	2.40207 GHz	1.24 dBm		
M2		1	15.702887 GHz	-50.85 dBm		
M3		1	4.967537 GHz	-55.25 dBm		
M4		1	7.012786 GHz	-53.76 dBm		
M5		1	9.770078 GHz	-55.52 dBm		

Tx. Spurious NVNT 3-DH5 2441MHz Ant1 Ref

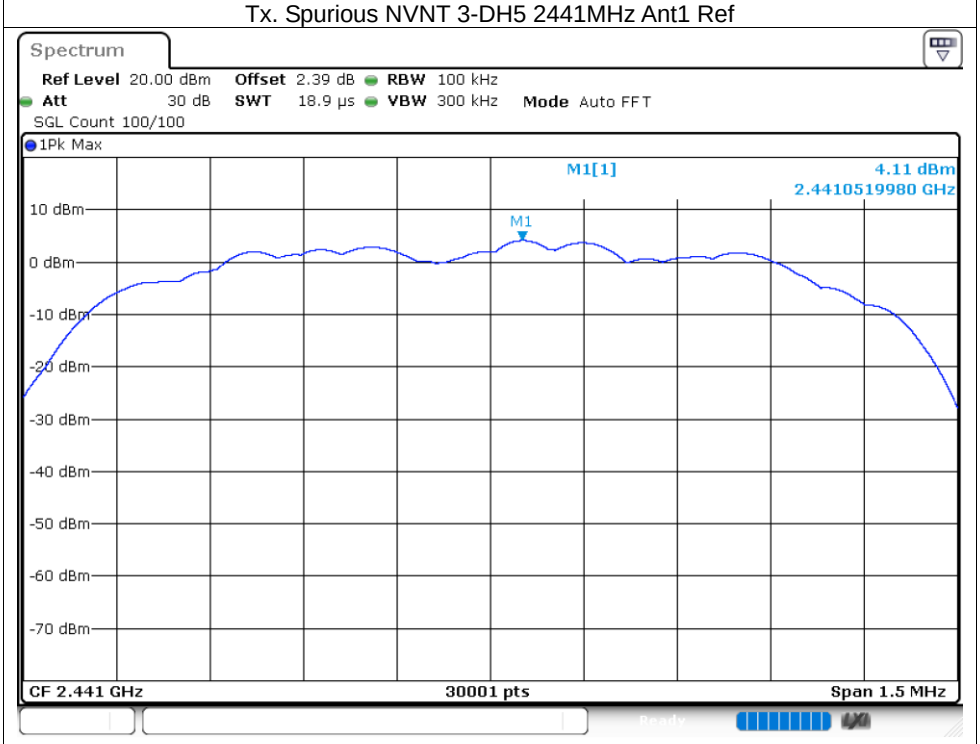

Tx. Spurious NVNT 3-DH5 2441MHz Ant1 Emission

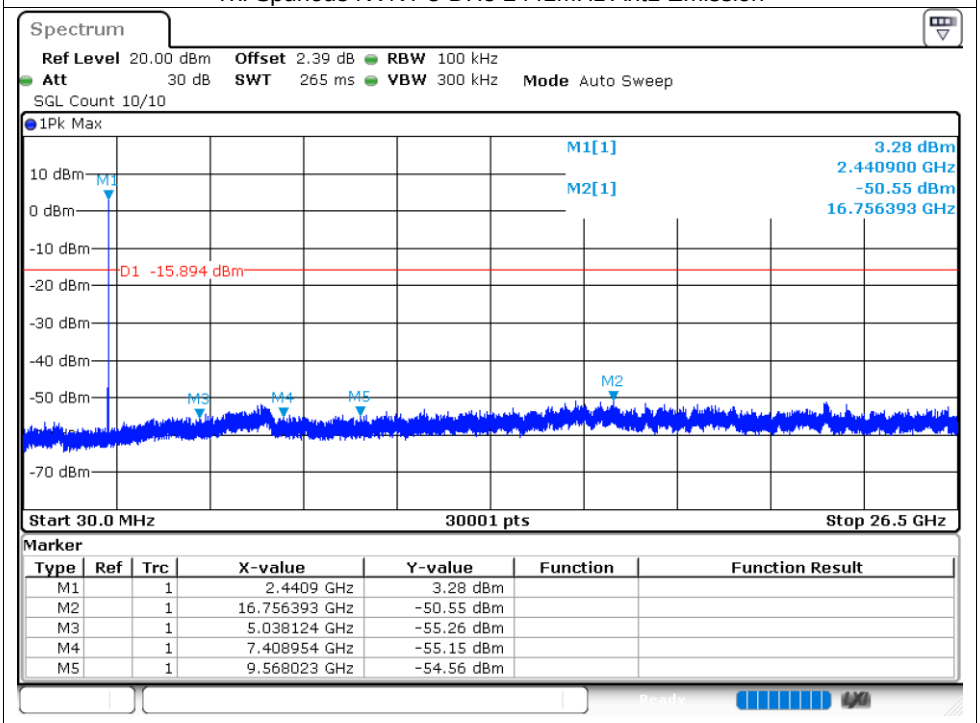

Marker

Type	Ref	Trc	X-value	Y-value	Function	Function Result
M1		1	2.4409 GHz	3.28 dBm		
M2		1	16.756393 GHz	-50.55 dBm		
M3		1	5.038124 GHz	-55.26 dBm		
M4		1	7.408954 GHz	-55.15 dBm		
M5		1	9.568023 GHz	-54.56 dBm		

Tx. Spurious NVNT 3-DH5 2480MHz Ant1 Ref

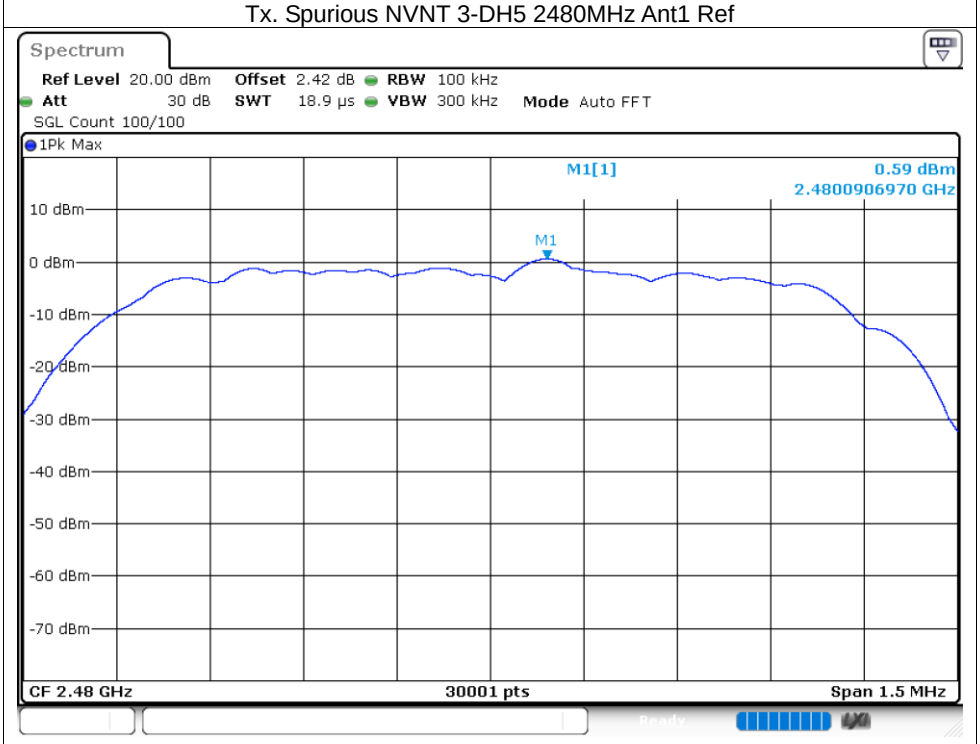

Tx. Spurious NVNT 3-DH5 2480MHz Ant1 Emission

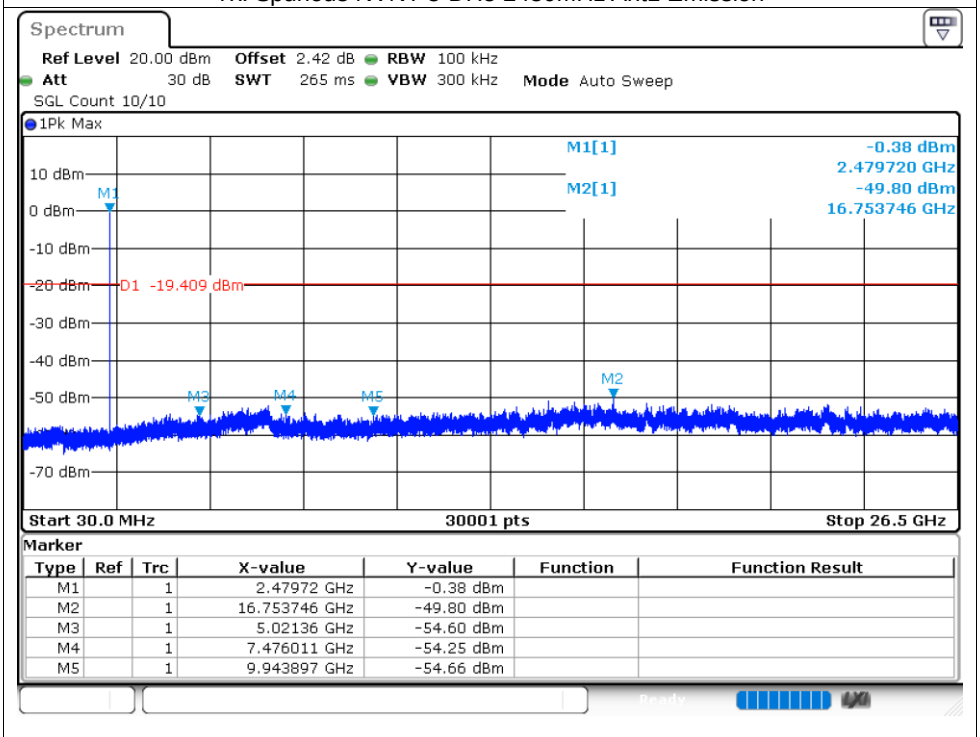

Marker

Type	Ref	Trc	X-value	Y-value	Function	Function Result
M1		1	2.47972 GHz	-0.38 dBm		
M2		1	16.753746 GHz	-49.80 dBm		
M3		1	5.02136 GHz	-54.60 dBm		
M4		1	7.476011 GHz	-54.25 dBm		
M5		1	9.943897 GHz	-54.66 dBm		

END OF REPORT