IEEE 802.11n_Channel 1_20MHz_Antenna 0

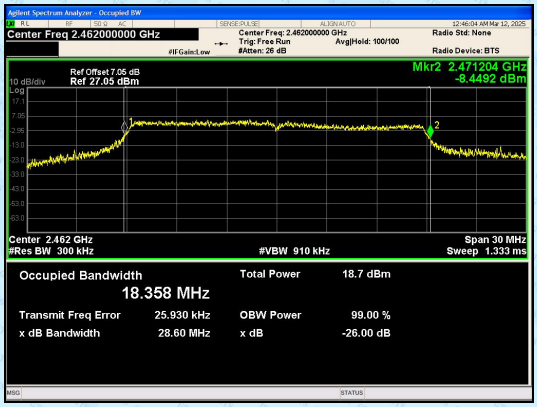

IEEE 802.11n_Channel 6_20MHz_Antenna 0

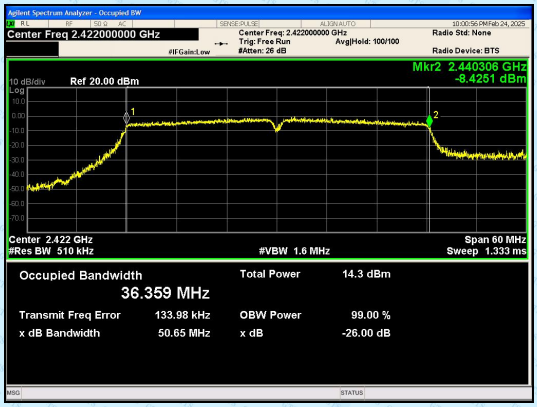

IEEE 802.11n_Channel 11_20MHz_Antenna 0

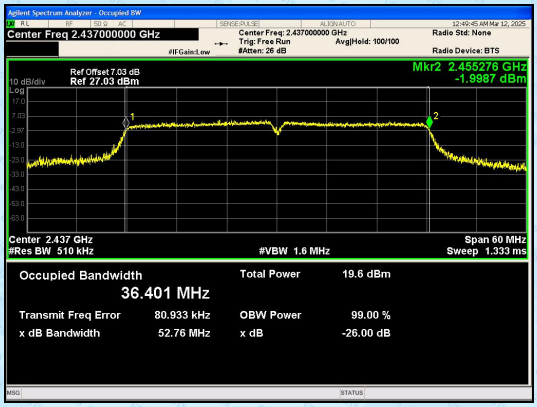

IEEE 802.11n_Channel 3_40MHz_Antenna 0

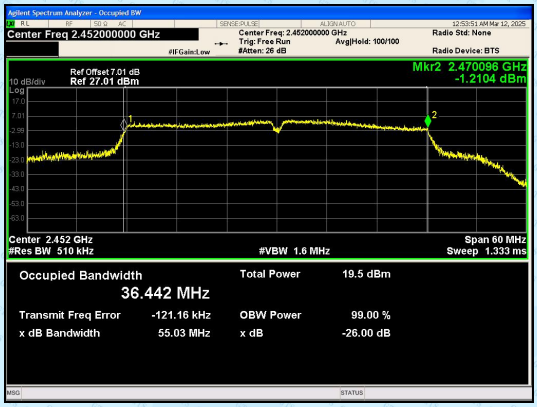

IEEE 802.11n_Channel 6_40MHz_Antenna 0

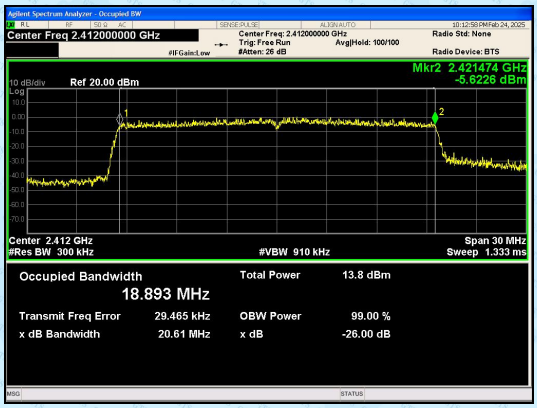

IEEE 802.11n_Channel 9_40MHz_Antenna 0

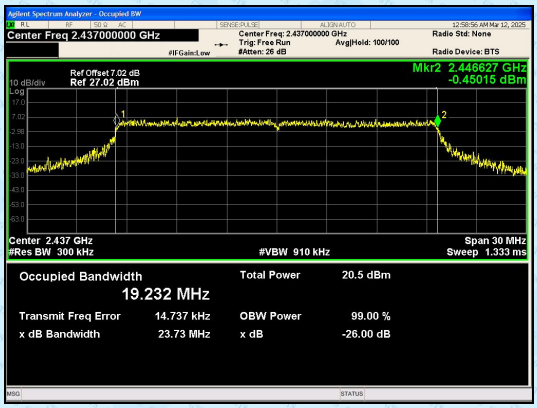

IEEE 802.11ax_Channel 1_20MHz_Antenna 0_RU&Index SU

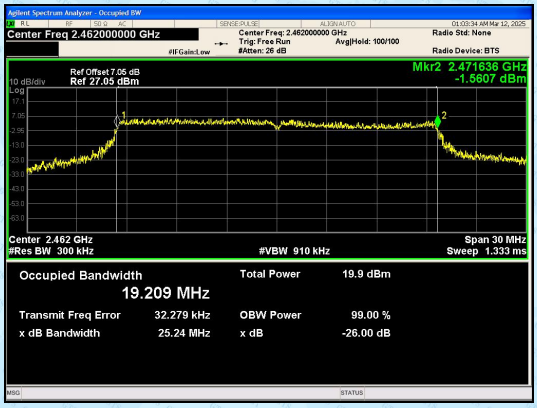

IEEE 802.11ax_Channel 6_20MHz_Antenna 0_RU&Index SU

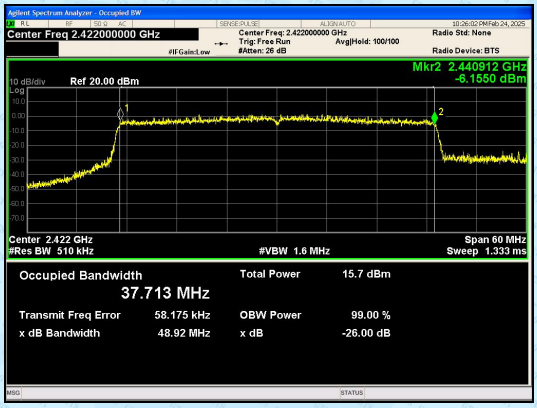

IEEE 802.11ax_Channel 11_20MHz_Antenna 0_RU&Index SU	IEEE 802.11ax_Channel 3_40MHz_Antenna 0_RU&Index SU
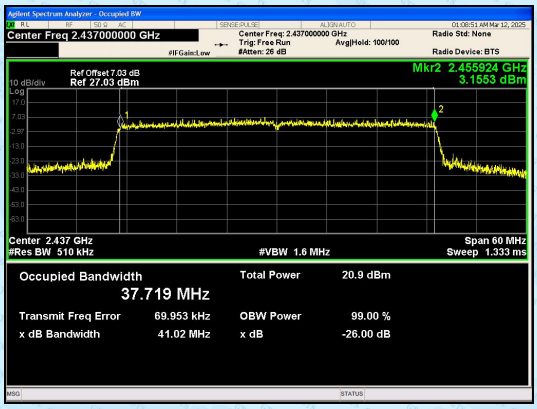	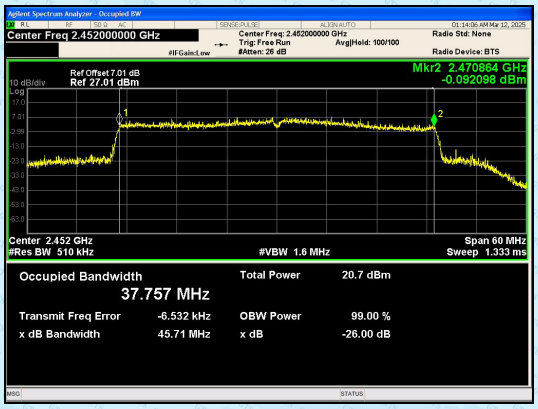
IEEE 802.11ax_Channel 6_40MHz_Antenna 0_RU&Index SU	**IEEE 802.11ax_Channel 9_40MHz_Antenna 0_RU&Index SU**

A4.Power Spectral Density

Test Result

Mode	Channel	PSD (dBm/3kHz) Ant. 0	PSD (dBm/3kHz) Ant. 1	Total PSD (dBm/3kHz)	Limit (dBm/3kHz)	Result
IEEE 802.11b	1	-11.744	-7.516	N/A	8	PASS
	6	-4.200	-6.894	N/A		PASS
	11	-7.472	-7.488	N/A		PASS
IEEE 802.11g	1	-6.595	-9.398	N/A		PASS
	6	-12.144	-10.897	N/A		PASS
	11	-9.812	-11.564	N/A		PASS
IEEE 802.11n_20	1	-9.282	-9.432	-6.346		PASS
	6	-9.905	-10.521	-7.192		PASS
	11	-10.297	-12.266	-8.161		PASS
IEEE 802.11n_40	3	-9.499	-14.625	-8.336		PASS
	6	-9.684	-14.651	-8.483		PASS
	9	-11.255	-12.660	-8.891		PASS
IEEE 802.11ax_20	1	-11.092	-11.285	-8.177		PASS
	6	-10.689	-12.446	-8.469		PASS
	11	-11.328	-12.833	-9.005		PASS
IEEE 802.11ax_40	3	-10.994	-16.096	-9.825		PASS
	6	-14.095	-18.367	-12.715		PASS
	9	-13.677	-15.934	-11.650		PASS

Note:The power density of antenna 0 and antenna 1 is converted into milliwatt units, and the added power density is taken logarithmically and multiplied by 10.

Test Graphs for Ant0

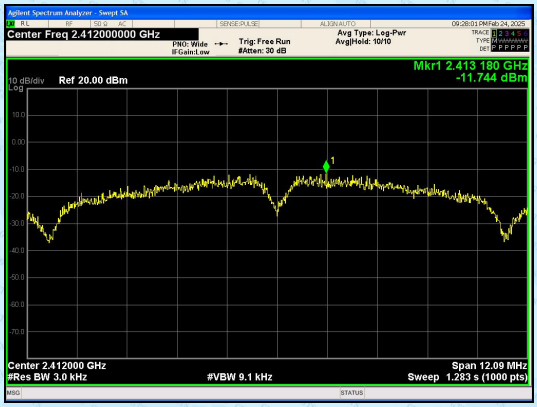

IEEE 802.11b_Channel 1_20MHz_Antenna 0

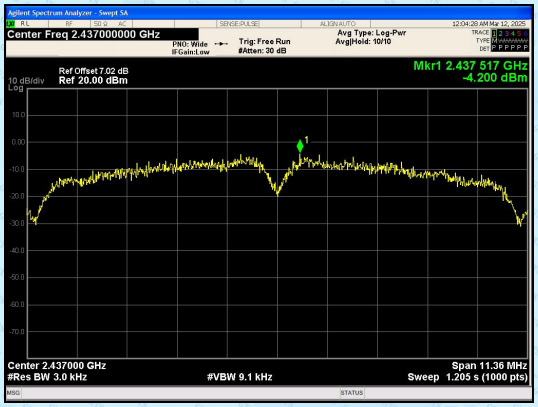

IEEE 802.11b_Channel 6_20MHz_Antenna 0

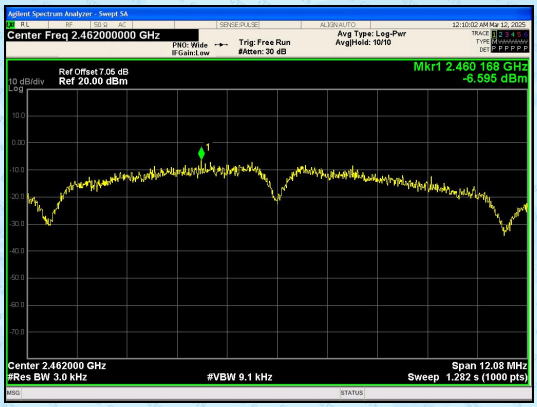

IEEE 802.11b_Channel 11_20MHz_Antenna 0

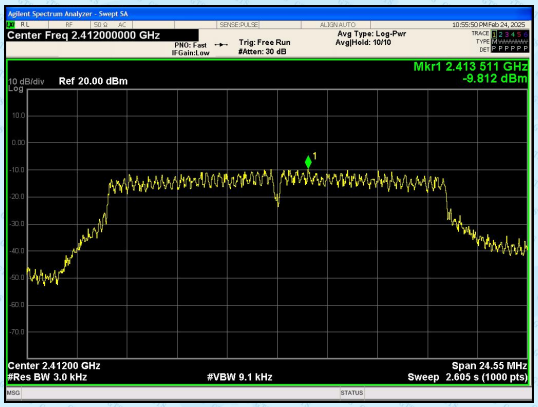

IEEE 802.11g_Channel 1_20MHz_Antenna 0

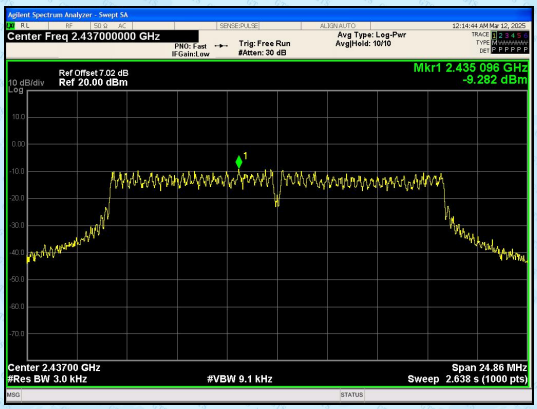

IEEE 802.11g_Channel 6_20MHz_Antenna 0

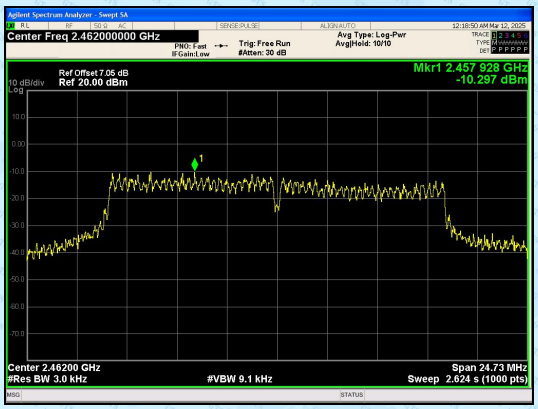

IEEE 802.11g_Channel 11_20MHz_Antenna 0

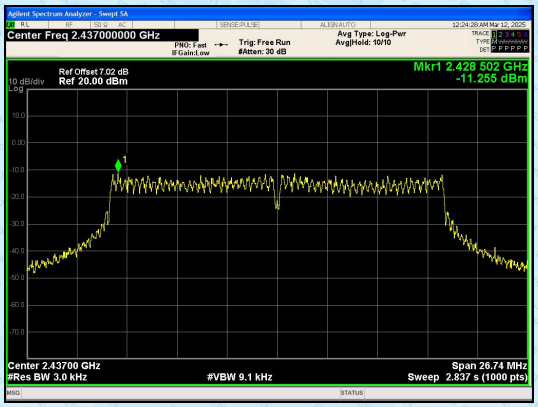

IEEE 802.11n_Channel 1_20MHz_Antenna 0

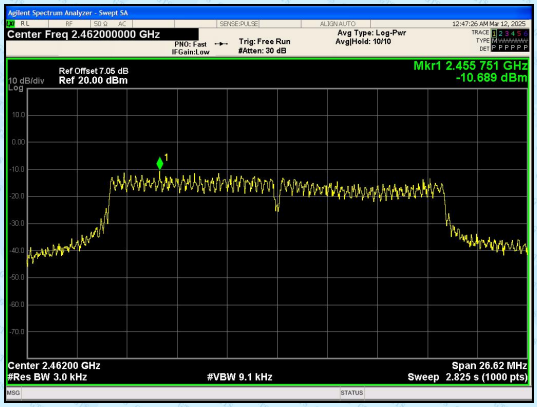

IEEE 802.11n_Channel 6_20MHz_Antenna 0

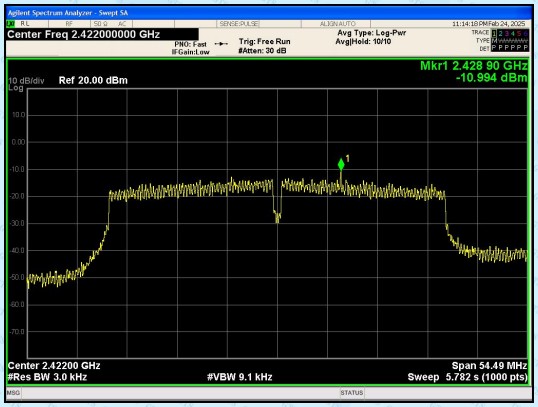

IEEE 802.11n_Channel 11_20MHz_Antenna 0

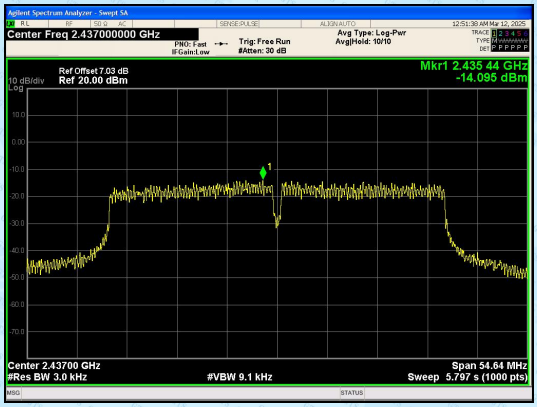

IEEE 802.11n_Channel 3_40MHz_Antenna 0

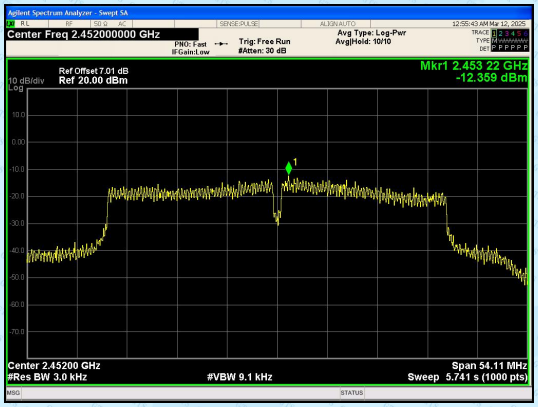

IEEE 802.11n_Channel 6_40MHz_Antenna 0

IEEE 802.11n_Channel 9_40MHz_Antenna 0

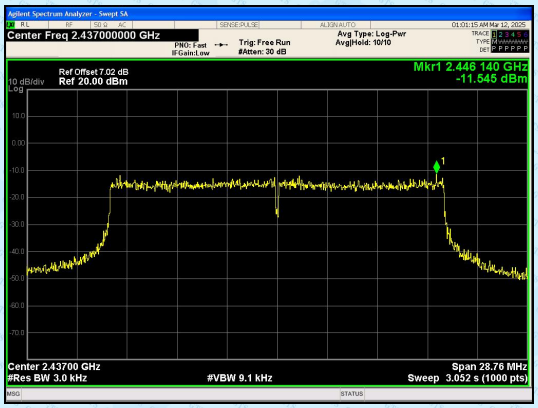

IEEE 802.11ax_Channel 1_20MHz_Antenna 0_RU&Index SU

IEEE 802.11ax_Channel 6_20MHz_Antenna 0_RU&Index SU

IEEE 802.11ax_Channel 11_20MHz_Antenna 0_RU&Index SU	IEEE 802.11ax_Channel 3_40MHz_Antenna 0_RU&Index SU
IEEE 802.11ax_Channel 6_40MHz_Antenna 0_RU&Index SU	IEEE 802.11ax_Channel 9_40MHz_Antenna 0_RU&Index SU

Test Graphs for Ant1

IEEE 802.11b_Channel 1_20MHz_Antenna 0	IEEE 802.11b_Channel 6_20MHz_Antenna 0
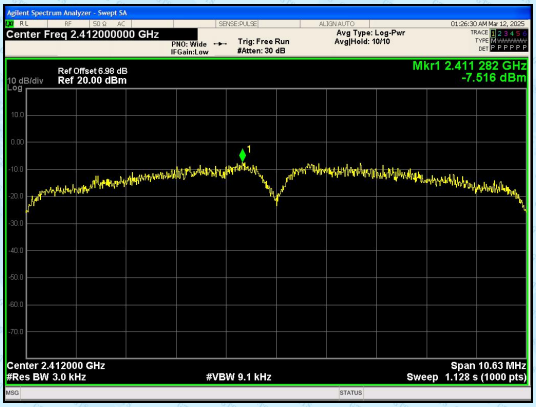	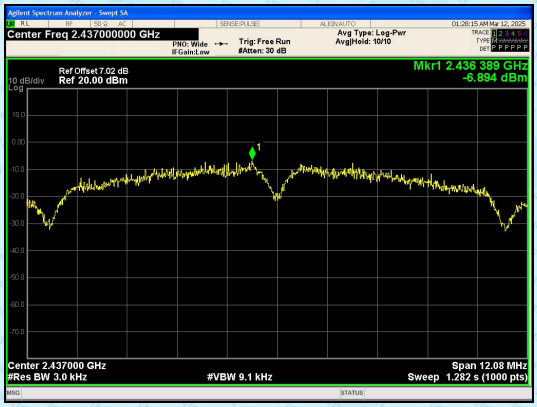
IEEE 802.11b_Channel 11_20MHz_Antenna 0	IEEE 802.11g_Channel 1_20MHz_Antenna 0

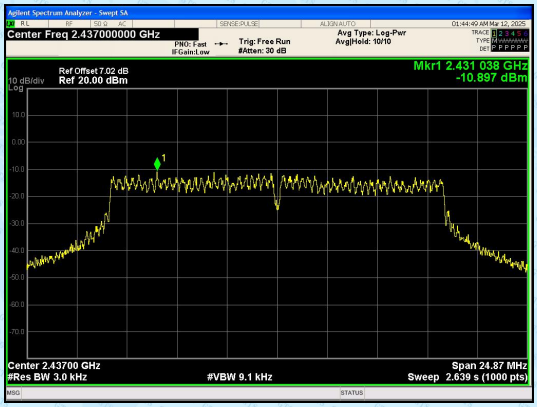

IEEE 802.11g_Channel 6_20MHz_Antenna 0

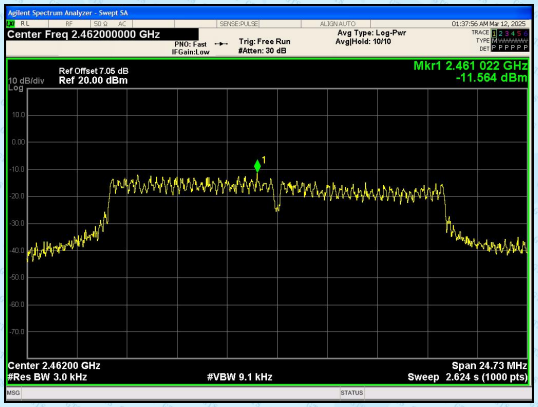

IEEE 802.11g_Channel 11_20MHz_Antenna 0

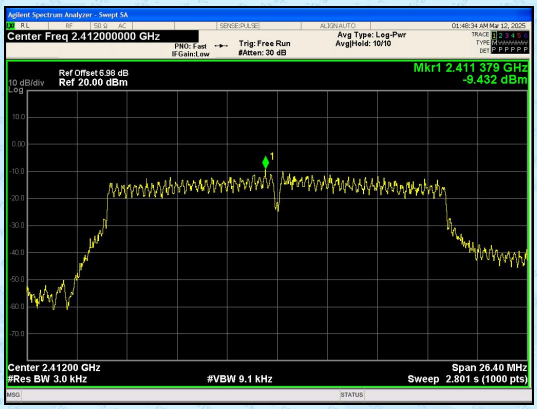

IEEE 802.11n_Channel 1_20MHz_Antenna 0

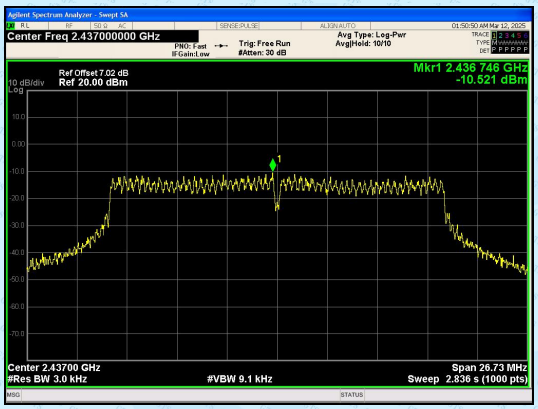

IEEE 802.11n_Channel 6_20MHz_Antenna 0

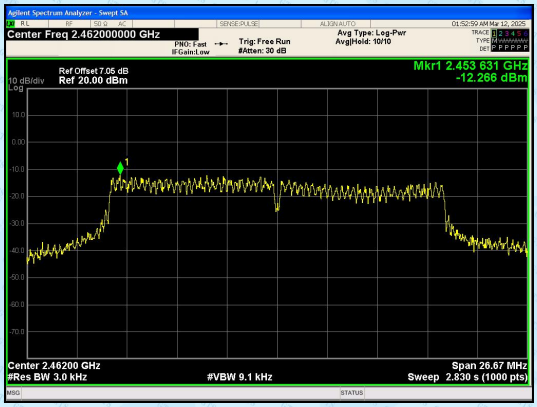

IEEE 802.11n_Channel 11_20MHz_Antenna 0

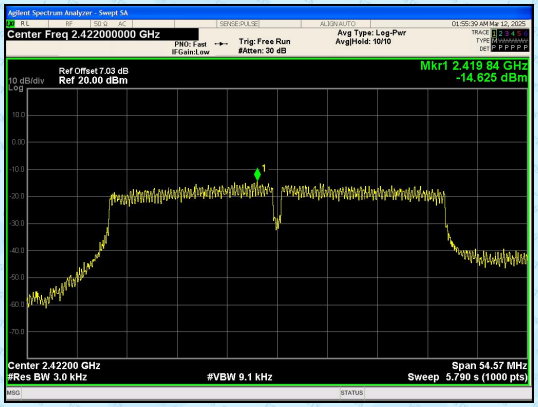

IEEE 802.11n_Channel 3_40MHz_Antenna 0

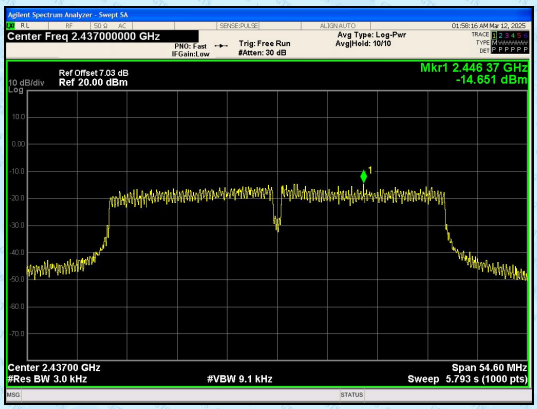

IEEE 802.11n_Channel 6_40MHz_Antenna 0

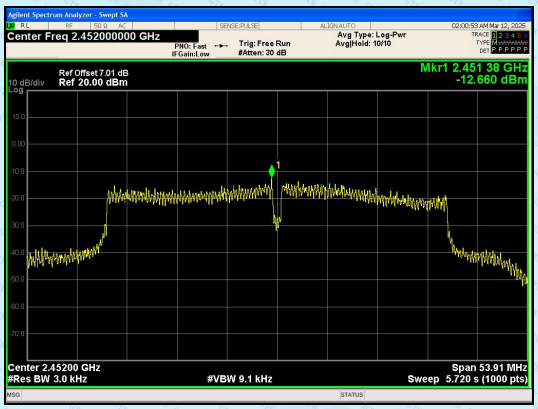

IEEE 802.11n_Channel 9_40MHz_Antenna 0

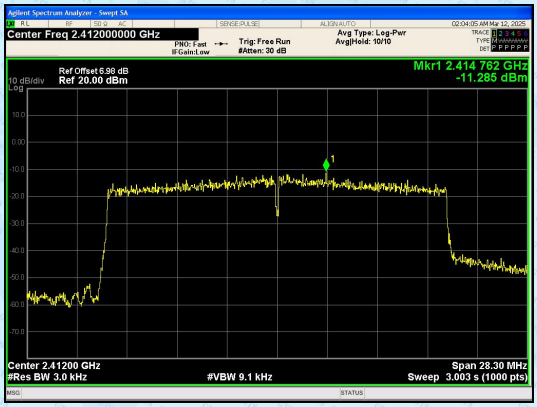

IEEE 802.11ax_Channel 1_20MHz_Antenna 0_RU&Index SU

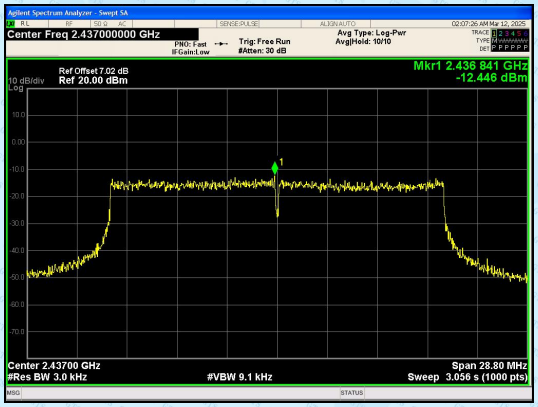

IEEE 802.11ax_Channel 6_20MHz_Antenna 0_RU&Index SU

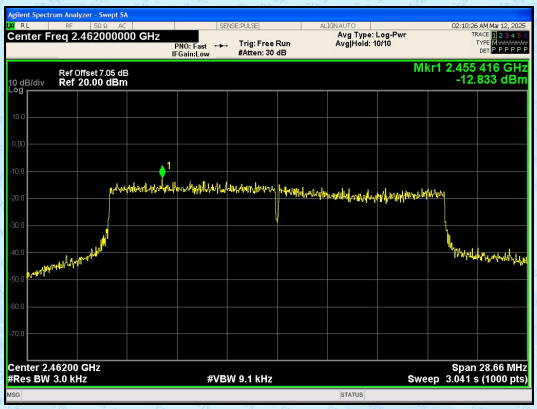

IEEE 802.11ax_Channel 11_20MHz_Antenna 0_RU&Index SU

IEEE 802.11ax_Channel 3_40MHz_Antenna 0_RU&Index SU

IEEE 802.11ax_Channel 6_40MHz_Antenna 0_RU&Index SU

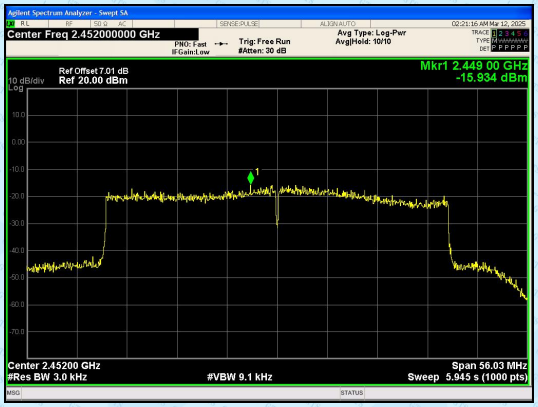

IEEE 802.11ax_Channel 9_40MHz_Antenna 0_RU&Index SU