Test Graphs for Ant1

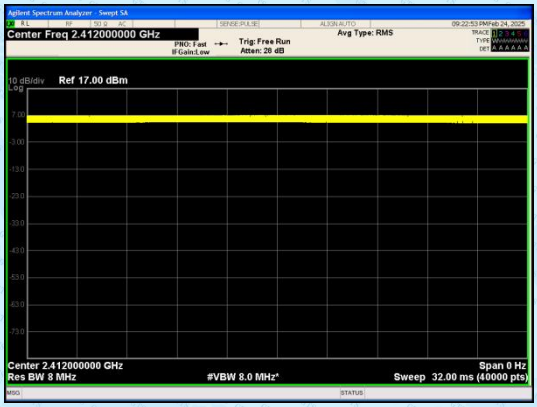

IEEE 802.11b_20MHz_Channel 1

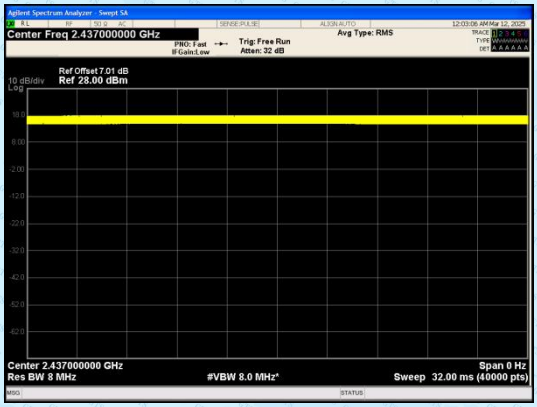

IEEE 802.11b_20MHz_Channel 6

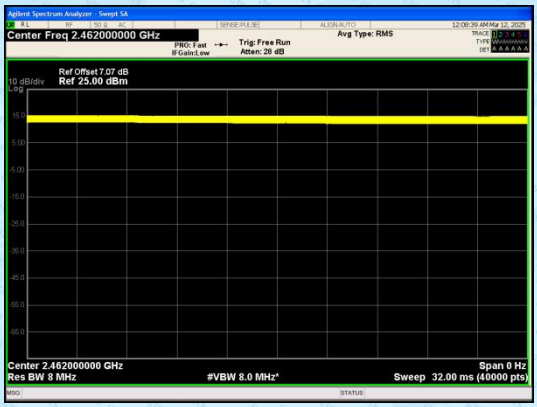

IEEE 802.11b_20MHz_Channel 11

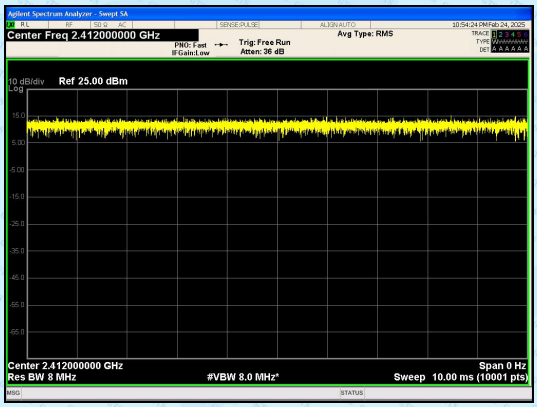

IEEE 802.11g_20MHz_Channel 1

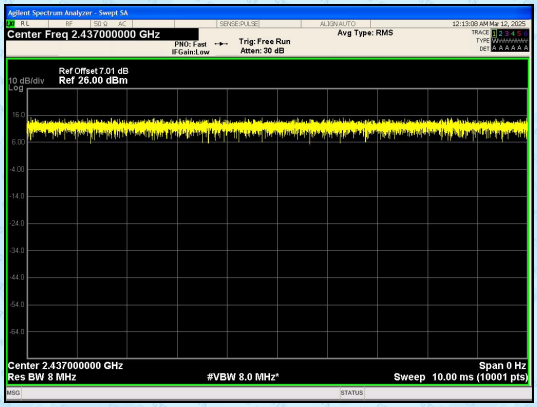

IEEE 802.11g_20MHz_Channel 6

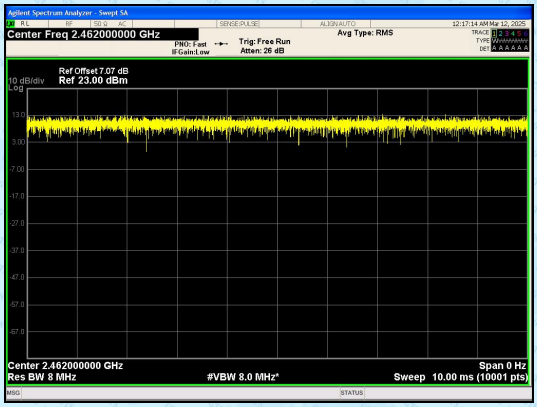

IEEE 802.11g_20MHz_Channel 11

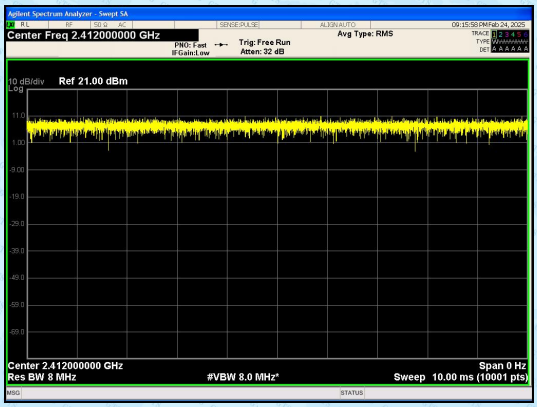

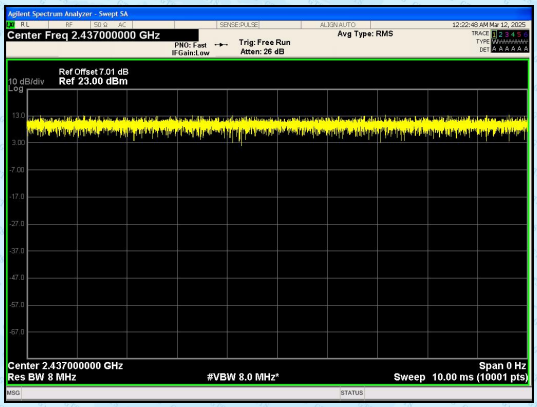

IEEE 802.11n_20MHz_Channel 1

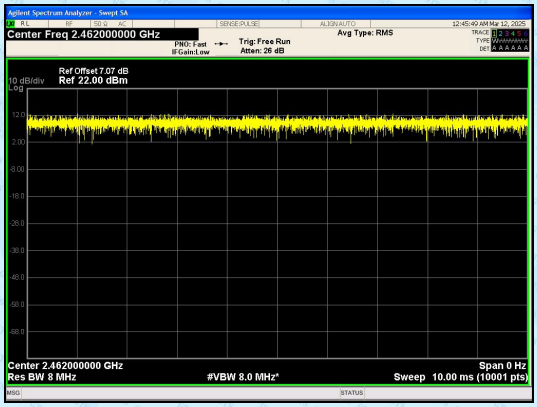

IEEE 802.11n_20MHz_Channel 6

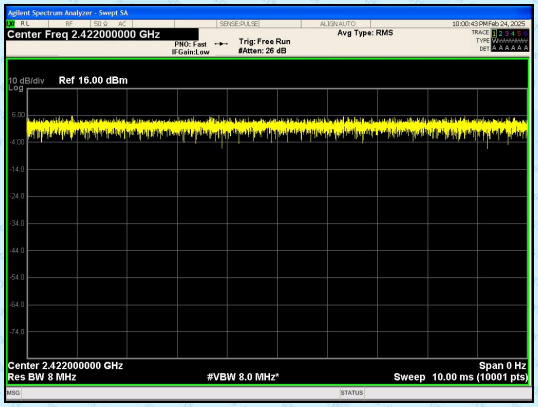

IEEE 802.11n_20MHz_Channel 11

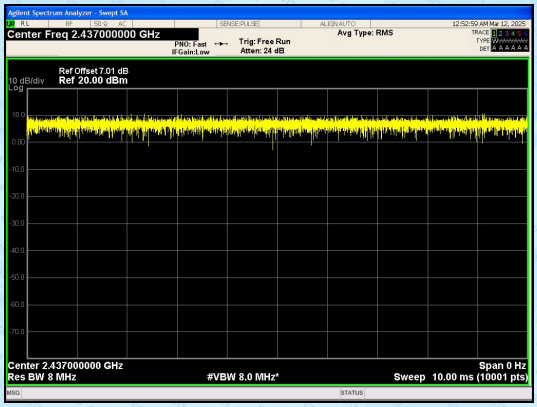

IEEE 802.11n_40MHz_Channel 3

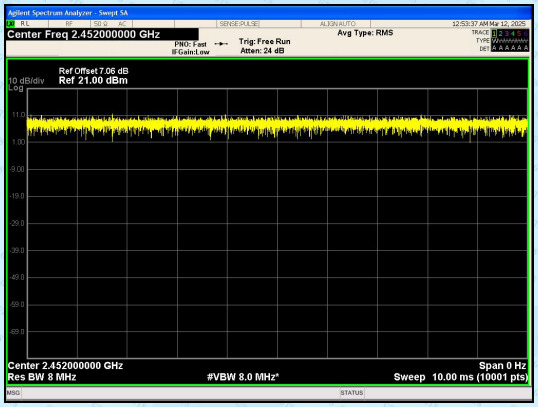

IEEE 802.11n_40MHz_Channel 6

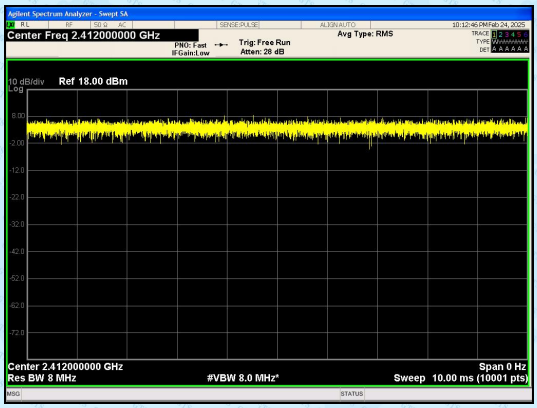

IEEE 802.11n_40MHz_Channel 9

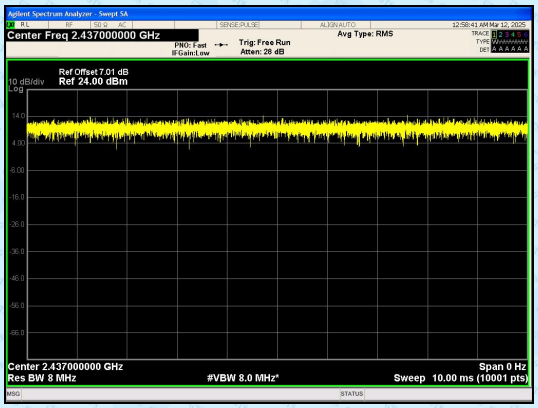

IEEE 802.11ax_20MHz_Channel 1

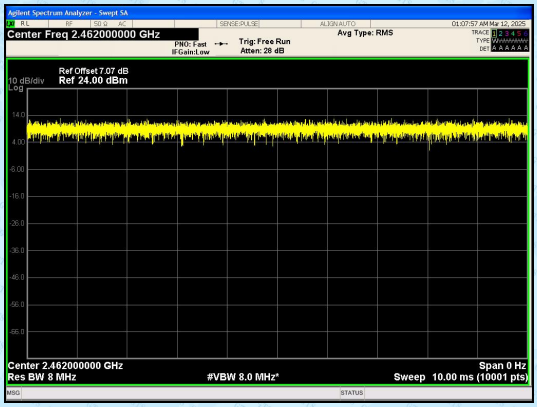

IEEE 802.11ax_20MHz_Channel 6

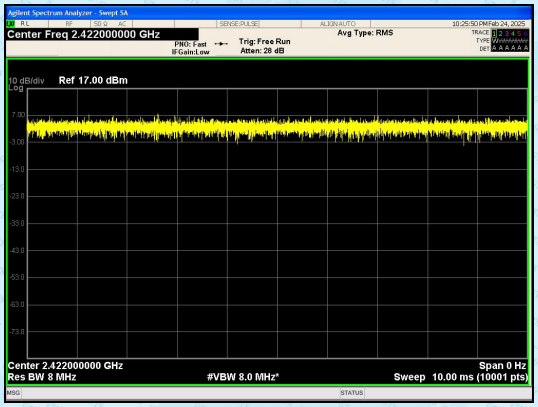

IEEE 802.11ax_20MHz_Channel 11

IEEE 802.11ax_40MHz_Channel 3

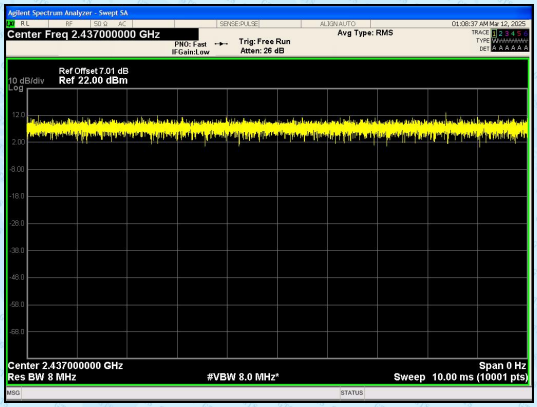

IEEE 802.11ax_40MHz_Channel 6

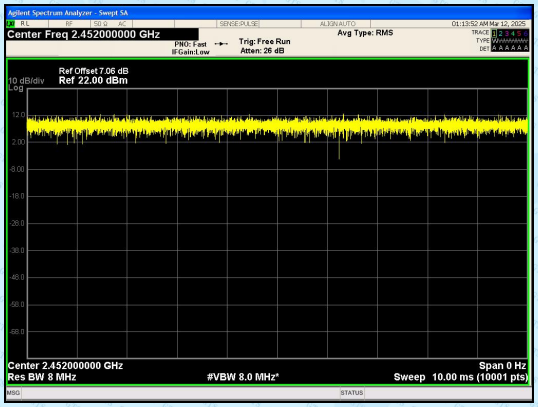

IEEE 802.11ax_40MHz_Channel 9

A3.6dB Bandwidth and 99% Bandwidth

6dB Bandwidth

Note:

Only the worst data Antenna 0 is represented in the report.

Mode	Channel	Ant.	Center Frequency (MHz)	6 dB Bandwidth (MHz)	Limit (MHz)	Result
IEEE 802.11b	1	0	2412	8.062	≥0.5	PASS
	6		2437	7.575		PASS
	11		2462	8.053		PASS
IEEE 802.11g	1		2412	16.37		PASS
	6		2437	16.57		PASS
	11		2462	16.49		PASS
IEEE 802.11n_20	1		2412	17.70		PASS
	6		2437	17.83		PASS
	11		2462	17.75		PASS
IEEE 802.11n_40	3		2422	36.33		PASS
	6		2437	36.43		PASS
	9		2452	36.07		PASS
IEEE 802.11ax_20	1		2412	18.84		PASS
	6		2437	19.17		PASS
	11		2462	19.09		PASS
IEEE 802.11ax_40	3		2422	37.94		PASS
	6		2437	38.05		PASS
	9		2452	35.48		PASS

Test Graphs for Ant0

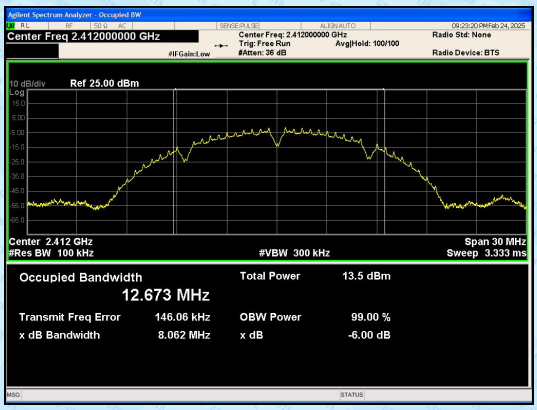

IEEE 802.11b_Channel 1_20MHz_Antenna 0

IEEE 802.11b_Channel 6_20MHz_Antenna 0

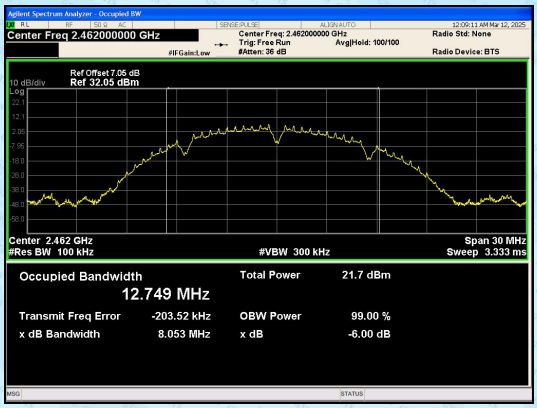

IEEE 802.11b_Channel 11_20MHz_Antenna 0

IEEE 802.11g_Channel 1_20MHz_Antenna 0

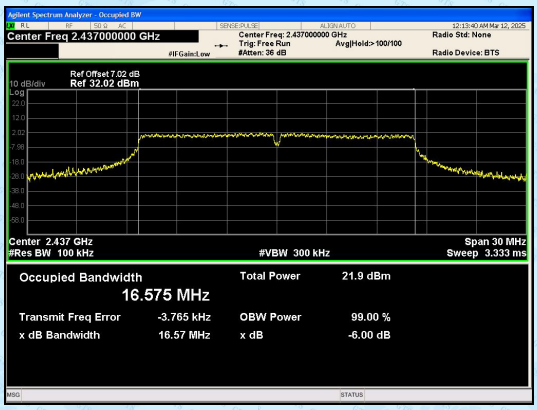

IEEE 802.11g_Channel 6_20MHz_Antenna 0

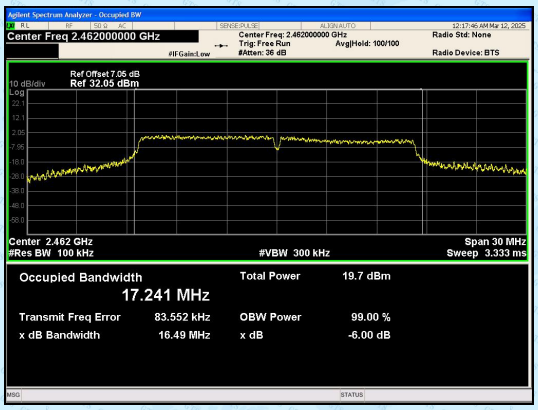

IEEE 802.11g_Channel 11_20MHz_Antenna 0

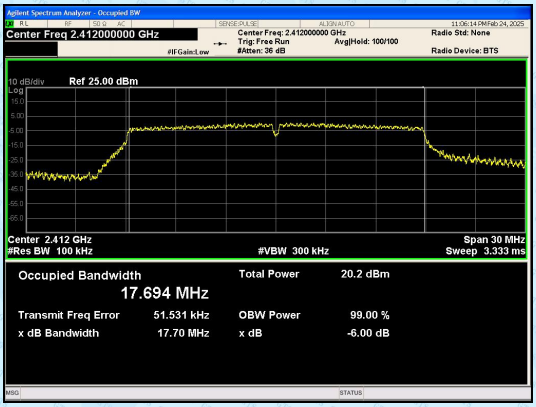

IEEE 802.11n_Channel 1_20MHz_Antenna 0

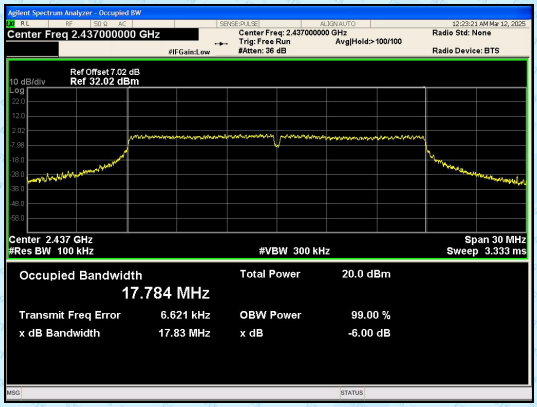

IEEE 802.11n_Channel 6_20MHz_Antenna 0

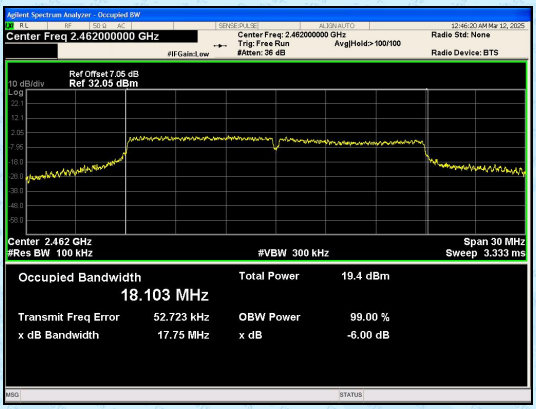

IEEE 802.11n_Channel 11_20MHz_Antenna 0

IEEE 802.11n_Channel 3_40MHz_Antenna 0

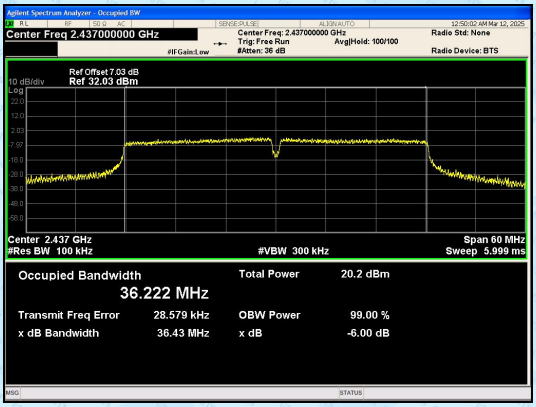

IEEE 802.11n_Channel 6_40MHz_Antenna 0

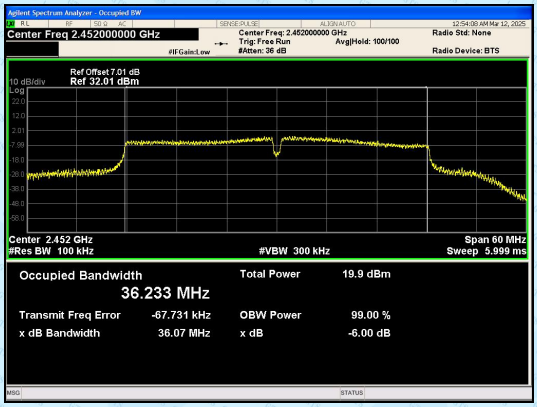

IEEE 802.11n_Channel 9_40MHz_Antenna 0

IEEE 802.11ax_Channel 1_20MHz_Antenna 0_RU&Index SU

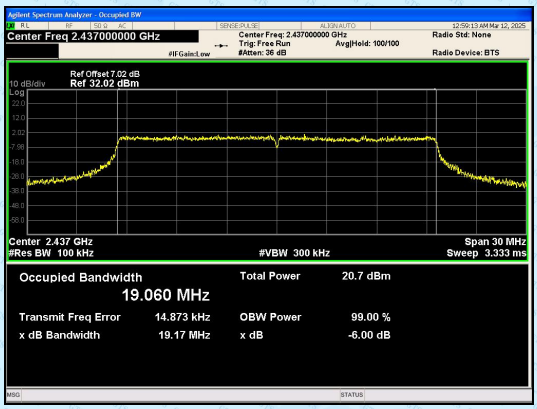

IEEE 802.11ax_Channel 6_20MHz_Antenna 0_RU&Index SU

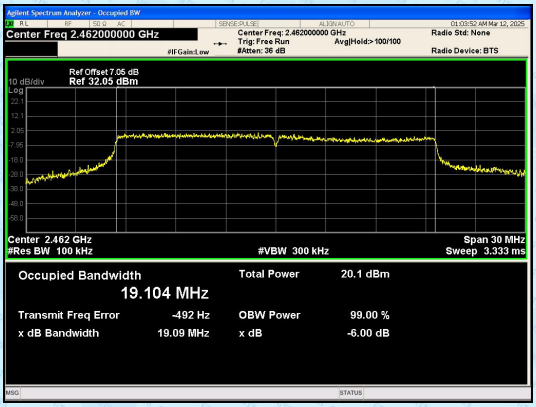

IEEE 802.11ax_Channel 11_20MHz_Antenna 0_RU&Index SU

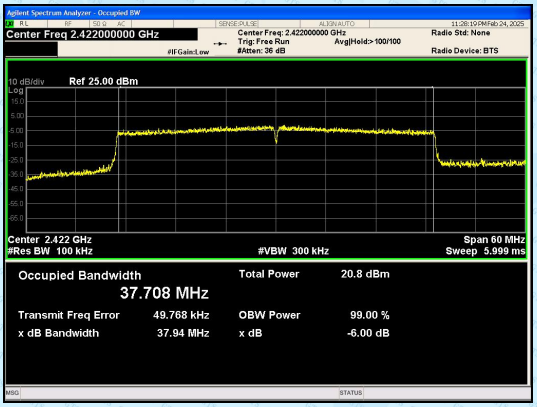

IEEE 802.11ax_Channel 3_40MHz_Antenna 0_RU&Index SU

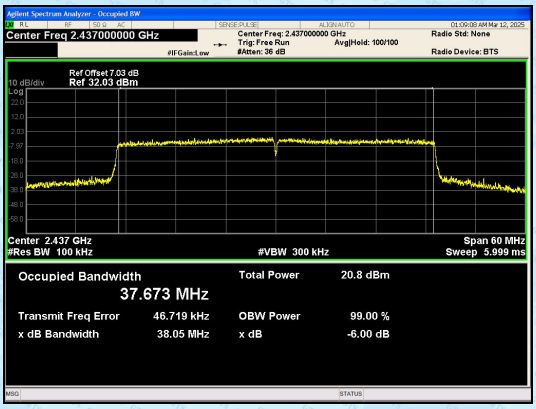

IEEE 802.11ax_Channel 6_40MHz_Antenna 0_RU&Index SU

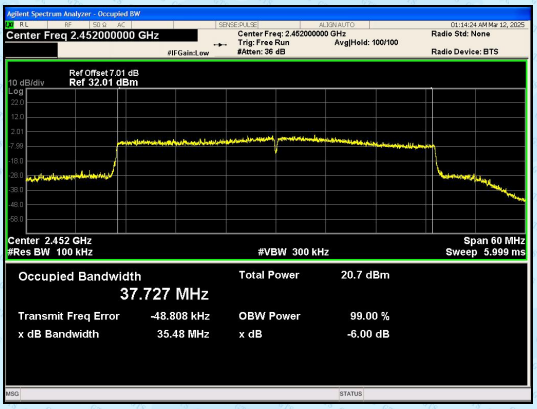

IEEE 802.11ax_Channel 9_40MHz_Antenna 0_RU&Index SU

99% Bandwidth

Note:

Only the worst data Antenna 0 is represented in the report.

Test Graphs

Mode	Channel	Ant.	Center Frequency (MHz)	99% BW (MHz)
IEEE 802.11b	1	0	2412	12.661
	6		2437	12.643
	11		2462	12.748
IEEE 802.11g	1		2412	16.868
	6		2437	16.949
	11		2462	17.442
IEEE 802.11n_20	1		2412	17.868
	6		2437	18.113
	11		2462	18.358
IEEE 802.11n_40	3		2422	36.359
	6		2437	36.401
	9		2452	36.442
IEEE 802.11ax_20	1		2412	18.893
	6		2437	19.232
	11		2462	19.209
IEEE 802.11ax_40	3		2422	37.713
	6		2437	37.719
	9		2452	37.757

Test Graphs for Ant0

IEEE 802.11b_Channel 1_20MHz_Antenna 0

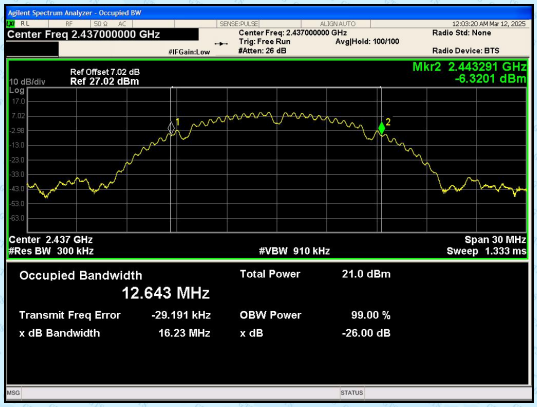

IEEE 802.11b_Channel 6_20MHz_Antenna 0

IEEE 802.11b_Channel 11_20MHz_Antenna 0

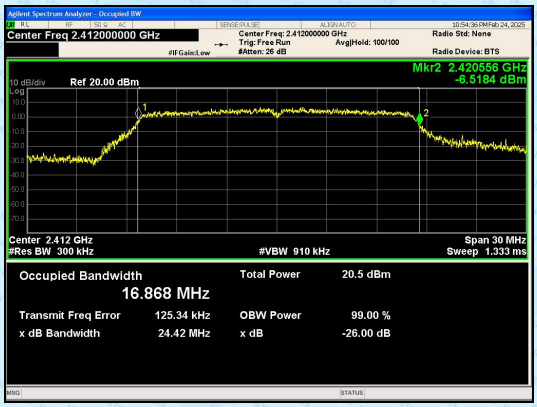

IEEE 802.11g_Channel 1_20MHz_Antenna 0

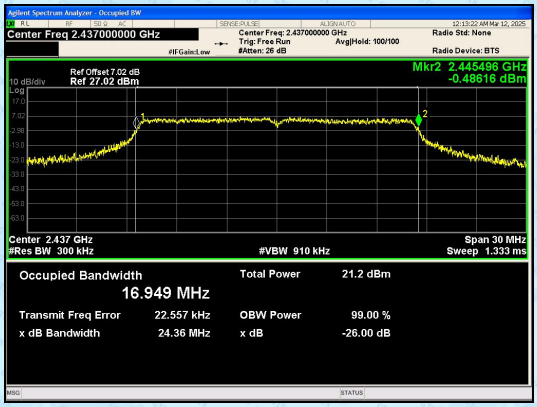

IEEE 802.11g_Channel 6_20MHz_Antenna 0

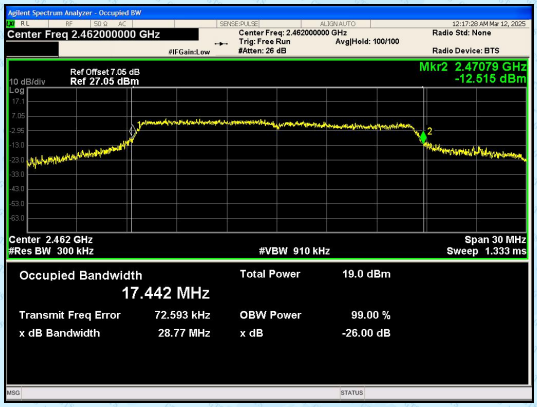
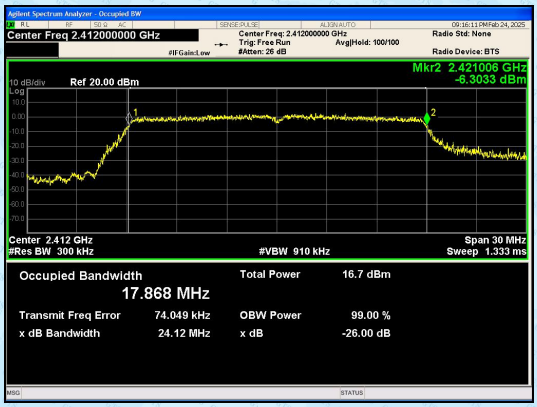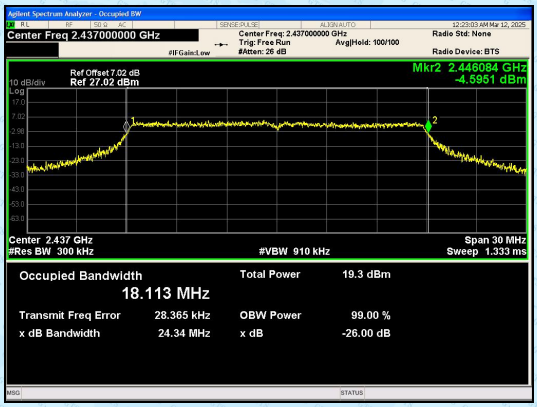
IEEE 802.11g_Channel 11_20MHz_Antenna 0