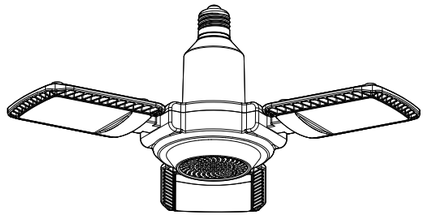

Model: D303353GQ110
LED Bluetooth® Speaker
Utility Light Medium Base
Use and Care Guide
Read and Save These Instructions Before Use

Bluetooth®

IMPORTANT SAFETY INSTRUCTIONS

READ ALL INSTRUCTIONS • LISEZ TOUTES LES INSTRUCTIONS

- Suitable for damp location.
- Do not use with dimmers.
- Not for use in totally enclosed luminaires.
- Added weight of the device may cause instability of a free-standing portable luminaire.
- This device is not intended for use with emergency exits.
- Do not make or alter open holes in an enclosure of wiring or electrical components during kit installation.
- The retrofit kit is accepted as a component of a luminaire where the suitability of the combination shall be determined by authorities having jurisdiction.

Product must be installed by a qualified electrician in accordance with the applicable and appropriate electrical codes. The installation guide does not supersede local or national regulations for electrical installations.

⚠ **WARNING:** Risk of fire or electric shock. LED retrofit kit installation requires knowledge of luminaires electrical systems. If not qualified, do not attempt installation. Contact a qualified electrician.

⚠ **WARNING:** Risk of fire or electric shock. Install this kit only in luminaires that have the construction features and dimensions shown in the photographs and/or drawings and where the input rating of the retrofit kit does exceed the input rating of the luminaire.

⚠ **WARNING:** To prevent wiring damage or abrasion, do not expose wiring to edges of sheet metal or other sharp objects.

- Convient aux emplacements humides.
- Ne pas utiliser avec des gradateurs.
- Ne convient pas à des luminaires totalement fermés.
- Le dispositif constitue un poids supplémentaire ce qui peut causer l'instabilité d'un luminaire portatif autonome.
- Ne convient pas aux sorties de secours.
- Il est interdit de faire ou de modifier une ouverture dans un boîtier de câblage ou de composants électriques au cours de l'installation du nécessaire.
- Le nécessaire de modernisation est accepté à titre de composant d'un luminaire lorsque la pertinence de la combinaison doit être déterminée par les autorités compétentes. Ce produit doit être mis en place par un électricien qualifié conformément aux codes électriques appropriés applicables. Le guide d'installation ne supplante pas les réglements locaux ou nationaux en matière d'installations électriques.

⚠ **AVERTISSEMENT:** Risque d'incendie ou de choc électrique. L'installation de ce nécessaire de modernisation exige une personne familière avec la construction et le fonctionnement du système électrique du luminaire et des risques associés. Toute personne qui n'est pas qualifiée ne doit faire qucune tentative,d'installation et doit contacter un électricien qualifié.

⚠ **AVERTISSEMENT:** Risque d'incendie ou de choc électrique. N'installer ce nécessaire que dans le luminaire dont les caractéristiques de construction et les dimensions sont conforme à celles illustrées dans les photos et / ou les dessins et dont la puissance d'entrée nominale du nécessaire de modernisation ne dépasse pas celle du luminaire.

⚠ **AVERTISSEMENT:** Afin de prévenir l'endommagement ou l'abrasion des câbles, éviter tout contact entre ces derniers et le bord d'un objet tranchant tel qu'une tôle.

CAUTION:
Light is extremely bright. Avoid looking directly at LED's.

FEATURES

- Rugged Plastic Lens
- Suitable for Damp Locations
- ETL Certified
- Equipment has been tested and found to comply with the limits pursuant to Part 15, Subpart B of the FCC Rules.

These limits are designed to provide reasonable protection against harmful electrical interference in a residential installation.

C ETL LISTED US
Intertek

Model	D303353GQ110
Electrial Rating	AC 120V-60Hz, 34W
Brightness	3000 Lumens
Color Temperature(CCT)	5000K
Color Rendering (CRI)	80
Light Size	L13.31 in x W11.73 in x H5.51 in

INSTALLATION

1. Carefully remove the utility light from the packaging. Check for any defects or damage.

CAUTION: Before beginning installation turn off the circuit breaker and light switch.

2. Flush Installation: Screw utility light clockwise into E26 socket to tighten. Adjust fins as desired to direct light where needed. The maximum adjustable angle is 90°. (Figure 1)

NOTE: Be careful not to over-tighten.

3. Recessed Fixture Installation: Add extension adapter (Not Included) as needed. Screw the extension adapter into the E26 socket until tight, then secure the utility light to extension adapter and tighten. (Figure 2)
4. Restore power to the fuse box and turn the light switch on to activate the fixture.

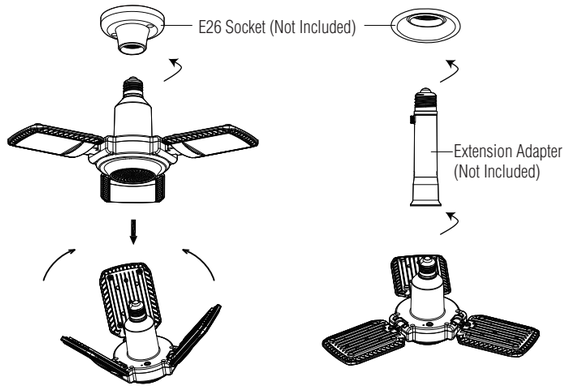

Figure 1 Figure 2

OPERATING

1. Press Bluetooth® Activation Button for 2 seconds to turn on speaker and activate bluetooth® function.
2. Bluetooth® Speaker will enter pairing mode. Activate bluetooth® on your device and find device named "D303353GQ110". Press to pair.
3. Once paired, select audio from your device and play through the light speaker.
4. Press Bluetooth® Activation Button quickly to pause or play music.
5. Press Bluetooth® Activation Button for 2 seconds to turn off speaker.
6. Connection distance within 65 feet(20m) of open environment.

NOTE: Adjust the volume with your device.

Two light mode(TWS): Mark sure lights bluetooth are not connect with any device, press both buttons to turn on the speakers, you will hear a "click" and they are connected. Then repeat above bluetooth operation.

NOTE: Light have memory function. The bluetooth will remain the status same as when it is turn on last time.

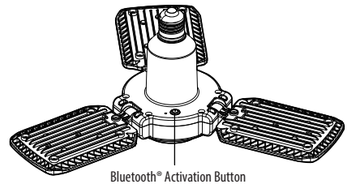

TROUBLE SHOOTING

PROBLEM	POSSIBLE CAUSE	SOLUTION
Light will not come on.	A. Light switch is turned off.	A. Check if the Power switch is set to ON.
	B. The light is not properly installed.	B. Make sure light is completely screwed into E26 base.
	C. Fuse is blown or circuit breaker is turned off.	C. Check if the GFCI has tripped. Check if the 120 Vac circuit breaker has tripped. Reset the GFCI or circuit breaker.

FCC WARNING:

WARNING: Changes or modifications to this unit not expressly approved by the party responsible for compliance could void the user authority to operate the equipment.

****

This device complies with Part 15 of the FCC Rules. Operation is subject to the following two conditions:
(1) this device may not cause harmful interference, and
(2) this device must accept any interference received, including interference that may cause undesired operation.

NOTES: This equipment has been tested and found to comply with the limits for a Class B digital device, pursuant to Part 15 of the FCC Rules. These limits are designed to provide reasonable protection against harmful interference in a residential installation. This equipment generates, uses and can radiate radio frequency energy and, if not installed and used in accordance with the instructions, may cause harmful interference to radio communications.
However, there is no guarantee that interference will not occur in a particular installation. If this equipment does cause harmful interference to radio or television reception, which can be determined by turning the equipment off and on, the user is encouraged to try to correct the interference by one or more of the following measures:

- Reorient or relocate the receiving antenna.
- Increase the separation between the equipment and receive
- Connect the equipment into an outlet on a circuit different from that to which the receiver is connected.
- Consult the dealer or an experienced radio/TV technician for help.

RF Exposure: This equipment complies with FCC radiation exposure limits set forth for an uncontrolled environment. This equipment should be installed and operated with minimum distance of 20 cm between the radiator and your body. This transmitter must not be co-located or operating in conjunction with any other antenna or transmitter.

TRADEMARK ATTRIBUTION FOOTNOTE

Whenever the Bluetooth Trademarks are used in a particular piece , they must be attributed with an appropriate trademark footnote.
The recommended attribution footnote is as follows:
"The Bluetooth® word mark and logos are registered trademarks owned by Bluetooth SIG, Inc. And any use of such marks by INTERNATIONAL DEVELOPMENT COMPANY is under license. Other trademarks and trade names are those of their respective owners."
NOTE:
The Bluetooth® brand elements may not be used in a fashion or manner that could impair or otherwise damage the goodwill associated with the Bluetooth® brand or the Fellow Adopters (International Development Company). The Bluetooth® brand elements shall therefore not be used in connection with products and services that do not enable any Bluetooth® wireless functionality or in connection with unlawful, obscene, pornographic, excessively violent, hazardous,or otherwise poor-taste activities.

Great Quality. Guaranteed.
Return the package and the receipt for replacement or money back.
1-877-505-2267 or visit us online at walmart.com

120 volts | 34 watts | 5000k