FCC Test Report

FCC ID	:	2AP38-COR1A
Equipment	:	COR
Brand Name	:	Common Networks Inc.
Model Name	:	COR1A
Applicant	:	Common Networks Inc. 1390 Market St. Suite 820, San Francisco, CA 94102, USA
Manufacturer	:	Common Networks Inc. 1390 Market St. Suite 820, San Francisco, CA 94102, USA
Standard	:	47 CFR FCC Part 15.247

The product was received on May 28, 2018, and testing was started from May 31, 2018 and completed on Jun. 01, 2018. . We, SPORTON INTERNATIONAL INC. EMC & Wireless Communications Laboratory, would like to declare that the tested sample has been evaluated in accordance with the procedures given in ANSI C63.10-2013 and shown compliance with the applicable technical standards.

The report must not be used by the client to claim product certification, approval, or endorsement by TAF or any agency of government.

The test results in this report apply exclusively to the tested model / sample. Without written approval of SPORTON INTERNATIONAL INC. EMC & Wireless Communications Laboratory, the test report shall not be reproduced except in full.

Approved by: Allen Lin

SPORTON INTERNATIONAL INC. EMC & Wireless Communications Laboratory

No. 52, Huaya 1st Rd., Guishan Dist., Taoyuan City, Taiwan (R.O.C.)

Table of Contents

HISTORY OF THIS TEST REPORT **3**

SUMMARY OF TEST RESULT **4**

1 GENERAL DESCRIPTION **5**

1.1 Information 5
1.2 Testing Applied Standards 7
1.3 Testing Location Information 7
1.4 Measurement Uncertainty 7

2 TEST CONFIGURATION OF EUT **8**

2.1 Test Condition 8
2.2 Test Channel Mode 8
2.3 The Worst Case Measurement Configuration 10
2.4 Support Equipment 11
2.5 Test Setup Diagram 12

3 TRANSMITTER TEST RESULT **13**

3.1 AC Power-line Conducted Emissions 13
3.2 DTS Bandwidth 14
3.3 Maximum Conducted Output Power 15
3.4 Power Spectral Density 17
3.5 Emissions in Non-restricted Frequency Bands 18
3.6 Emissions in Restricted Frequency Bands 19

4 TEST EQUIPMENT AND CALIBRATION DATA **23**

APPENDIX A. TEST RESULTS OF AC POWER-LINE CONDUCTED EMISSIONS

APPENDIX B. TEST RESULTS OF DTS BANDWIDTH

APPENDIX C. TEST RESULTS OF MAXIMUM CONDUCTED OUTPUT POWER

APPENDIX D. TEST RESULTS OF POWER SPECTRAL DENSITY

APPENDIX E. TEST RESULTS OF EMISSIONS IN NON-RESTRICTED FREQUENCY BANDS

APPENDIX F. TEST RESULTS OF EMISSIONS IN RESTRICTED FREQUENCY BANDS

APPENDIX G. TEST PHOTOS

PHOTOGRAPHS OF EUT V01

History of this test report

Report No.	Version	Description	Issued Date
FR852516AC	01	Initial issue of report	Jun. 27, 2018

Summary of Test Result

Report Clause	Ref. Std. Clause	Test Items	Result (PASS/FAIL)	Remark
1.1.2	15.203	Antenna Requirement	PASS	FCC 15.203
3.1	15.207	AC Power-line Conducted Emissions	PASS	FCC 15.207
3.2	15.247(a)	DTS Bandwidth	PASS	≥500kHz
3.3	15.247(b)	Maximum Conducted Output Power	PASS	Power [dBm]: 30
3.4	15.247(e)	Power Spectral Density	PASS	PSD [dBm/3kHz]: 8
3.5	15.247(d)	Emissions in Non-restricted Frequency Bands	PASS	Non-Restricted Bands: > 30 dBc
3.6	15.247(d)	Emissions in Restricted Frequency Bands	PASS	Restricted Bands: FCC 15.209

Reviewed by: Jeremy Lin

Report Producer: Amber Chiu

1 General Description

1.1 Information

1.1.1 RF General Information

Frequency Range (MHz)	IEEE Std. 802.11	Ch. Frequency (MHz)	Channel Number
2400-2483.5	b, g, n (HT20)	2412-2462	1-11 [11]
2400-2483.5	n (HT40)	2422-2452	3-9 [7]

Band	Mode	BWch (MHz)	Nant
2.4-2.4835GHz	802.11b	20	1TX
2.4-2.4835GHz	802.11g	20	1TX
2.4-2.4835GHz	802.11n HT20	20	1TX
2.4-2.4835GHz	802.11n HT40	40	1TX

Note:
- 11b mode uses a combination of DSSS-DBPSK, DQPSK, CCK modulation.
- 11g, HT20 and HT40 use a combination of OFDM-BPSK, QPSK, 16QAM, 64QAM modulation.
- BWch is the nominal channel bandwidth.

1.1.2 Antenna Information

Ant.	Port	Brand	Model Name	Antenna Type	Connector	Gain (dBi)
1	1	Senao	COR	PIFA Antenna	I-PEX	2.86

1.1.3 EUT Information

Operational Condition				
EUT Power Type	From PoE			
EUT Function	☒	Point-to-multipoint	☐	Point-to-point
Beamforming Function	☐	With beamforming	☒	Without beamforming

Type of EUT		
☒	Stand-alone	
☐	Combined (EUT where the radio part is fully integrated within another device)	
	Combined Equipment - Brand Name / Model No.:	…
☐	Plug-in radio (EUT intended for a variety of host systems)	
	Host System - Brand Name / Model No.:	…
☐	Other:	

1.1.4 Mode Test Duty Cycle

Mode	DC	DCF(dB)	T(s)	VBW(Hz) ≥ 1/T
802.11b	0.992	0.035	n/a (DC>=0.98)	n/a (DC>=0.98)
802.11g	0.95	0.223	1.925m	1k
802.11n HT20	0.952	0.214	3.878m	300
802.11n HT40	0.911	0.405	1.928m	1k

1.2 Testing Applied Standards

According to the specifications of the manufacturer, the EUT must comply with the requirements of the following standards:

- 47 CFR FCC Part 15
- ANSI C63.10-2013
- KDB 558074 D01 v04

1.3 Testing Location Information

Testing Location					
☒	HWA YA	ADD :	No. 52, Huaya 1st Rd., Guishan Dist., Taoyuan City, Taiwan (R.O.C.)		
		TEL :	886-3-327-3456	FAX :	886-3-327-0973
Test site Designation No. TW1190 with FCC.					
☐	JHUBEI	ADD :	No.8, Ln. 724, Bo'ai St., Zhubei City, Hsinchu County, Taiwan (R.O.C.)		
		TEL :	886-3-656-9065	FAX :	886-3-656-9085
Test site Designation No. TW0006 with FCC.					

Test Condition	Test Site No.	Test Engineer	Test Environment	Test Date
RF Conducted	TH01-HY	Andy	23.5°C / 65%	31/May/2018
Radiated	03CH03-HY	Andy	23.3°C / 60%	31/May/2018
AC Conduction	CO04-HY	Daniel	24.5°C / 61%	01/Jun/2018

1.4 Measurement Uncertainty

ISO/IEC 17025 requires that an estimate of the measurement uncertainties associated with the emissions test results be included in the report. The measurement uncertainties given below are based on a 95% confidence level (based on a coverage factor (k=2)

Test Items	Uncertainty	Remark
Conducted Emission (150kHz ~ 30MHz)	3.6 dB	Confidence levels of 95%
Radiated Emission (9kHz ~ 30MHz)	3.0 dB	Confidence levels of 95%
Radiated Emission (30MHz ~ 1,000MHz)	4.3 dB	Confidence levels of 95%
Radiated Emission (1GHz ~ 18GHz)	3.9 dB	Confidence levels of 95%
Radiated Emission (18GHz ~ 40GHz)	3.5 dB	Confidence levels of 95%
Conducted Emission	1.3 dB	Confidence levels of 95%
Temperature	0.7 ℃	Confidence levels of 95%
Humidity	4 %	Confidence levels of 95%

2 Test Configuration of EUT

2.1 Test Condition

RF Conducted	Abbreviation	Remark
TnomVnom	Tnom	20°C
	Vnom	120V

2.2 Test Channel Mode

Test Software	DoS

Mode	PowerSetting
802.11b_Nss1,(1Mbps)_1TX	-
2412MHz	55
2417MHz	59
2422MHz	60
2437MHz	60
2447MHz	60
2452MHz	59
2457MHz	51
2462MHz	49
802.11g_Nss1,(6Mbps)_1TX	-
2412MHz	54
2417MHz	61
2422MHz	62
2437MHz	62
2442MHz	62
2447MHz	61
2452MHz	55
2457MHz	52
2462MHz	49
802.11n HT20_Nss1,(MCS0)_1TX	-
2412MHz	55
2417MHz	61
2422MHz	62
2437MHz	62
2442MHz	62
2447MHz	60

Mode	PowerSetting
2452MHz	55
2457MHz	52
2462MHz	50
802.11n HT40_Nss1,(MCS0)_1TX	-
2422MHz	52
2437MHz	52
2442MHz	51
2447MHz	51
2452MHz	51

2.3 The Worst Case Measurement Configuration

The Worst Case Mode for Following Conformance Tests	
Tests Item	AC power-line conducted emissions
Condition	AC power-line conducted measurement for line and neutral
Operating Mode	CTX
1	PoE ; WIF 2.4G TX

The Worst Case Mode for Following Conformance Tests	
Tests Item	DTS Bandwidth Maximum Conducted Output Power Power Spectral Density Emissions in Non-restricted Frequency Bands
Test Condition	Conducted measurement at transmit chains

The Worst Case Mode for Following Conformance Tests	
Tests Item	Emissions in Restricted Frequency Bands
Test Condition	Radiated measurement If EUT consist of multiple antenna assembly (multiple antenna are used in EUT regardless of spatial multiplexing MIMO configuration), the radiated test should be performed with highest antenna gain of each antenna type.
Operating Mode < 1GHz	CTX
1	PoE ; WIF 2.4G TX
Operating Mode > 1GHz	CTX
Orthogonal Planes of EUT	**Y Plane**
Worst Planes of EUT	V

2.4 Support Equipment

Support Equipment – RF Conducted				
No.	**Equipment**	**Brand Name**	**Model Name**	**FCC ID**
1	Notebook	DELL	E5410	DOC
2	Adapter for NB	DELL	HA65NM130	DOC

Support Equipment – Radiated Emission				
No.	**Equipment**	**Brand Name**	**Model Name**	**FCC ID**
1	PoE (Remote)	-	-	-

Note: Support equipment No.1 was provided by customer.

Support Equipment – AC Conduction				
No.	**Equipment**	**Brand Name**	**Model Name**	**FCC ID**
1	PoE	-	-	-

Note: Support equipment No.1 was provided by customer.

2.5 Test Setup Diagram

Test Setup Diagram – AC Line Conducted Emission Test

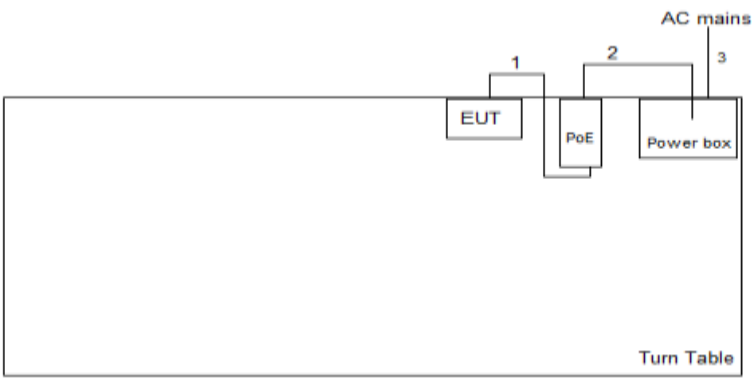

Item	Connection	Shielded	Length(m)	Remark
1	LAN	No	1	-
2	AC Power line	No	0.5	-
3	AC Power line	No	0.95	-

Test Setup Diagram - Radiated Test

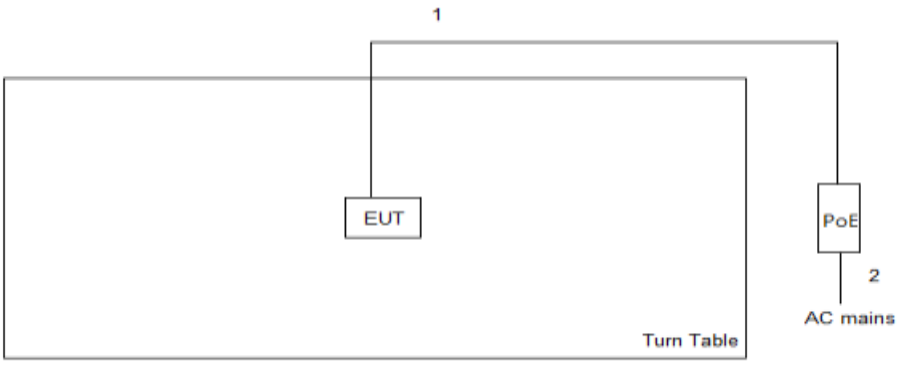

Item	Connection	Shielded	Length(m)	Remark
1	LAN	No	10	-
2	AC Power line	No	1.5	-

3 Transmitter Test Result

3.1 AC Power-line Conducted Emissions

3.1.1 AC Power-line Conducted Emissions Limit

AC Power-line Conducted Emissions Limit		
Frequency Emission (MHz)	**Quasi-Peak**	**Average**
0.15-0.5	66 - 56 *	56 - 46 *
0.5-5	56	46
5-30	60	50
Note 1: * Decreases with the logarithm of the frequency.		

3.1.2 Measuring Instruments

Refer a test equipment and calibration data table in this test report.

3.1.3 Test Procedures

Test Method
☒ Refer as ANSI C63.10-2013, clause 6.2 for AC power-line conducted emissions.

3.1.4 Test Setup

AC Power-line Conducted Emissions

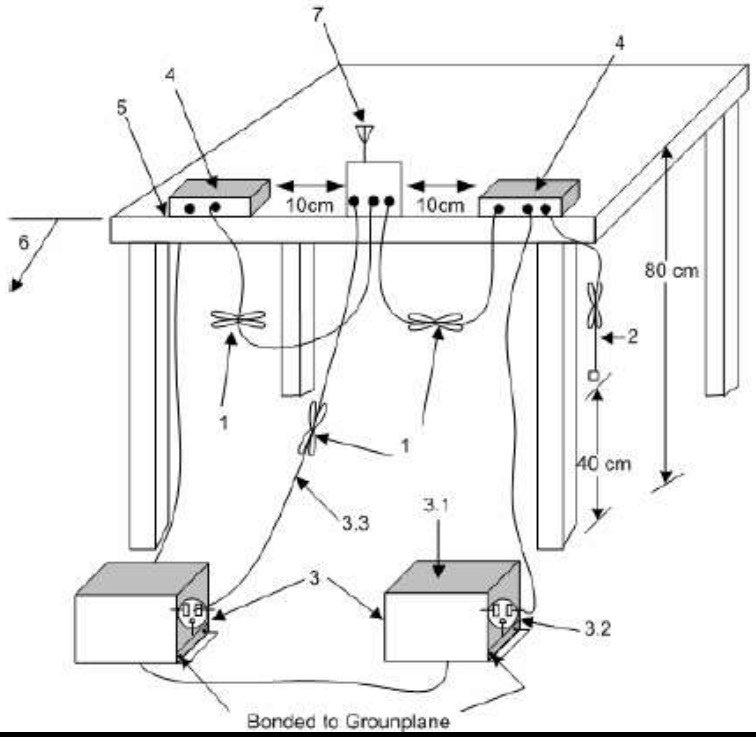

3.1.5 Test Result of AC Power-line Conducted Emissions

Refer as Appendix A

3.2 DTS Bandwidth

3.2.1 6dB Bandwidth Limit

6dB Bandwidth Limit
Systems using digital modulation techniques:
▪ 6 dB bandwidth ≥ 500 kHz.

3.2.2 Measuring Instruments

Refer a test equipment and calibration data table in this test report.

3.2.3 Test Procedures

Test Method	
▪ For the emission bandwidth shall be measured using one of the options below:	
	☒ Refer as KDB 558074, clause 8.1 Option 1 for 6 dB bandwidth measurement.
	☐ Refer as KDB 558074, clause 8.2 Option 2 for 6 dB bandwidth measurement.
	☐ Refer as RSS-Gen, clause 6.7 for for occupied bandwidth testing.
	☐ Refer as ANSI C63.10, clause 6.9.3 for occupied bandwidth testing.

3.2.4 Test Setup

Emission Bandwidth


3.2.5 Test Result of Emission Bandwidth

Refer as Appendix B

3.3 Maximum Conducted Output Power

3.3.1 Maximum Conducted Output Power Limit

Maximum Conducted Output Power Limit		
	▪ If $G_{TX} \leq 6$ dBi, then $P_{Out} \leq 30$ dBm (1 W)	
	▪ Point-to-multipoint systems (P2M): If $G_{TX} > 6$ dBi, then $P_{Out} = 30 – (G_{TX} – 6)$ dBm	
	▪ Point-to-point systems (P2P): If $G_{TX} > 6$ dBi, then $P_{Out} = 30 – (G_{TX} – 6)/3$ dBm	
	▪ Smart antenna system (SAS):	
		- Single beam: If $G_{TX} > 6$ dBi, then $P_{Out} = 30 – (G_{TX} – 6)/3$ dBm
		- Overlap beam: If $G_{TX} > 6$ dBi, then $P_{Out} = 30 – (G_{TX} – 6)/3$ dBm
		- Aggregate power on all beams: If $G_{TX} > 6$ dBi, then $P_{Out} = 30 – (G_{TX} – 6)/3 + 8$dB dBm
e.i.r.p. Power Limit:		
▪ 2400-2483.5 MHz Band		
	▪ Point-to-multipoint systems (P2M): $P_{eirp} \leq 36$ dBm (4 W)	
	▪ Point-to-point systems (P2P): $P_{eirp} \leq MAX(36, [P_{Out} + G_{TX}])$ dBm	
	▪ Smart antenna system (SAS)	
		- Single beam: $P_{eirp} \leq MAX(36, P_{Out} + G_{TX})$ dBm
		- Overlap beam: $P_{eirp} \leq MAX(36, P_{Out} + G_{TX})$ dBm
		- Aggregate power on all beams: $P_{eirp} \leq MAX(36, [P_{Out} + G_{TX} + 8])$ dBm
P_{Out} = maximum peak conducted output power or maximum conducted output power in dBm, **G_{TX}** = the maximum transmitting antenna directional gain in dBi.		

3.3.2 Measuring Instruments

Refer a test equipment and calibration data table in this test report.

3.3.3 Test Procedures

Test Method	
▪ Maximum Peak Conducted Output Power	
	☐ Refer as KDB 558074, clause 9.1.1 Option 1 (RBW ≥ EBW method).
	☐ Refer as KDB 558074, clause 9.1.2 Option 2 (integrated band power method)
	☐ Refer as KDB 558074, clause 9.1.3 Option 3 (peak power meter for VBW ≥ DTS BW)
▪ Maximum Average Conducted Output Power	
	Duty cycle ≥ 98%
	☐ Refer as KDB 558074, clause 9.2.2.4 Method AVGSA-2 (spectral trace averaging).
	Duty cycle < 98%
	☐ Refer as KDB 558074, clause 9.2.2.5 Method AVGSA-2 Alt. (slow sweep speed)
	RF power meter and average over on/off periods with duty factor or gated trigger
	☒ Refer as KDB 558074, clause 9.2.3.1 Method AVGPM (using an RF average power meter).
▪ For conducted measurement.	
	▪ If the EUT supports multiple transmit chains using options given below: Refer as KDB 662911, In-band power measurements. Using the measure-and-sum approach, measured all transmit ports individually. Sum the power (in linear power units e.g., mW) of all ports for each individual sample and save them.
	▪ If multiple transmit chains, EIRP calculation could be following as methods: $P_{total} = P_1 + P_2 + \ldots + P_n$ (calculated in linear unit [mW] and transfer to log unit [dBm]) $EIRP_{total} = P_{total} + DG$

Test Setup

Maximum Conducted Output Power (Power Meter)

3.3.4 Test Result of Maximum Conducted Output Power

Refer as Appendix C

3.4 Power Spectral Density

3.4.1 Power Spectral Density Limit

Power Spectral Density Limit
▪ Power Spectral Density (PSD) ≤ 8 dBm/3kHz

3.4.2 Measuring Instruments

Refer a test equipment and calibration data table in this test report.

3.4.3 Test Procedures

Test Method		
▪ Peak power spectral density procedures that the same method as used to determine the conducted output power. If maximum peak conducted output power was measured to demonstrate compliance to the output power limit, then the peak PSD procedure below (Method PKPSD) shall be used. If maximum conducted output power was measured to demonstrate compliance to the output power limit, then one of the average PSD procedures shall be used, as applicable based on the following criteria (the peak PSD procedure is also an acceptable option).		
	☒ Refer as KDB 558074, clause 10.2 Method PKPSD (RBW=3-100kHz; Detector=peak).	
▪ For conducted measurement.		
	▪ If The EUT supports multiple transmit chains using options given below:	
		▪ Measure and sum the spectra across the outputs. Refer as KDB 662911, In-band power spectral density (PSD). Sample all transmit ports simultaneously using a spectrum analyzer for each transmit port. Where the trace bin-by-bin of each transmit port summing can be performed. (i.e., in the first spectral bin of output 1 is summed with that in the first spectral bin of output 2 and that from the first spectral bin of output 3, and so on up to the NTX output to obtain the value for the first frequency bin of the summed spectrum.). Add up the amplitude (power) values for the different transmit chains and use this as the new data trace.

3.4.4 Test Setup

Power Spectral Density



3.4.5 Test Result of Power Spectral Density

Refer as Appendix D

3.5 Emissions in Non-restricted Frequency Bands

3.5.1 Emissions in Non-restricted Frequency Bands Limit

Un-restricted Band Emissions Limit	
RF output power procedure	**Limit (dB)**
Peak output power procedure	20
Average output power procedure	30

Note 1: If the peak output power procedure is used to measure the fundamental emission power to demonstrate compliance to requirements, then the peak conducted output power measured within any 100 kHz outside the authorized frequency band shall be attenuated by at least 20 dB relative to the maximum measured in-band peak PSD level.

Note 2: If the average output power procedure is used to measure the fundamental emission power to demonstrate compliance to requirements, then the power in any 100 kHz outside of the authorized frequency band shall be attenuated by at least 30 dB relative to the maximum measured in-band average PSD level.

3.5.2 Measuring Instruments

Refer a test equipment and calibration data table in this test report.

3.5.3 Test Procedures

Test Method
▪ Refer as KDB 558074, clause 11 for unwanted emissions into non-restricted bands.

3.5.4 Test Setup

Emissions in Non-restricted Frequency Bands

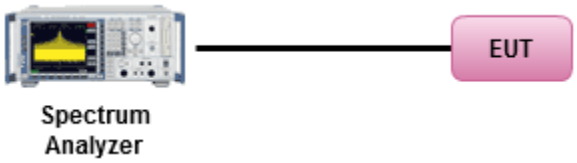

3.5.5 Test Result of Emissions in Non-restricted Frequency Bands

Refer as Appendix E

3.6 Emissions in Restricted Frequency Bands

3.6.1 Emissions in Restricted Frequency Bands Limit

Restricted Band Emissions Limit			
Frequency Range (MHz)	**Field Strength (uV/m)**	**Field Strength (dBuV/m)**	**Measure Distance (m)**
0.009~0.490	2400/F(kHz)	48.5 - 13.8	300
0.490~1.705	24000/F(kHz)	33.8 - 23	30
1.705~30.0	30	29	30
30~88	100	40	3
88~216	150	43.5	3
216~960	200	46	3
Above 960	500	54	3

Note 1: Test distance for frequencies at or above 30 MHz, measurements may be performed at a distance other than the limit distance provided they are not performed in the near field and the emissions to be measured can be detected by the measurement equipment. When performing measurements at a distance other than that specified, the results shall be extrapolated to the specified distance using an extrapolation factor of 20 dB/decade (inverse of linear distance for field-strength measurements, inverse of linear distance-squared for power-density measurements).

Note 2: Test distance for frequencies at below 30 MHz, measurements may be performed at a distance closer than the EUT limit distance; however, an attempt should be made to avoid making measurements in the near field. When performing measurements below 30 MHz at a closer distance than the limit distance, the results shall be extrapolated to the specified distance by either making measurements at a minimum of two or more distances on at least one radial to determine the proper extrapolation factor or by using the square of an inverse linear distance extrapolation factor (40 dB/decade). The test report shall specify the extrapolation method used to determine compliance of the EUT.

Note 3: Using the distance of 1m during the test for above 18 GHz, and the test value to correct for the distance factor at 3m.

3.6.2 Measuring Instruments

Refer a test equipment and calibration data table in this test report.

3.6.3 Test Procedures

Test Method		
▪ The average emission levels shall be measured in [duty cycle ≥ 98 or duty factor].		
▪ Refer as ANSI C63.10, clause 6.10.3 band-edge testing shall be performed at the lowest frequency channel and highest frequency channel within the allowed operating band.		
▪ For the transmitter unwanted emissions shall be measured using following options below:		
	▪ Refer as KDB 558074, clause 12 for unwanted emissions into restricted bands.	
		☒ Refer as KDB 558074, clause 12.2.5.3 (ANSI C63.10, clause 4.1.4.2.3), Reduced VBW≥1/T.
		☒ Refer as KDB 558074, clause 12.2.4 measurement procedure peak limit.
▪ For the transmitter band-edge emissions shall be measured using following options below:		
	▪ Refer as KDB 558074 clause 13.1, When the performing peak or average radiated measurements, emissions within 2 MHz of the authorized band edge may be measured using the marker-delta method described below.	
	▪ Refer as KDB 558074, clause 13.2 (ANSI C63.10, clause 6.10.6) for marker-delta method for band-edge measurements.	
	▪ Refer as KDB 558074, clause 13.3 for narrower resolution bandwidth (100kHz) using the band power and summing the spectral levels (i.e., 1 MHz).	
▪ For conducted and cabinet radiation measurement, refer as KDB 558074, clause 12.2.2.		
	▪ For conducted unwanted emissions into restricted bands (absolute emission limits). Devices with multiple transmit chains using options given below: (1) Measure and sum the spectra across the outputs or (2) Measure and add 10 log(N) dB	
	▪ For KDB 662911 The methodology described here may overestimate array gain, thereby resulting in apparent failures to satisfy the out-of-band limits even if the device is actually compliant. In such cases, compliance may be demonstrated by performing radiated tests around the frequencies at which the apparent failures occurred.	

3.6.4 Test Setup

Emissions in Restricted Frequency Bands
9kHz ~30MHz
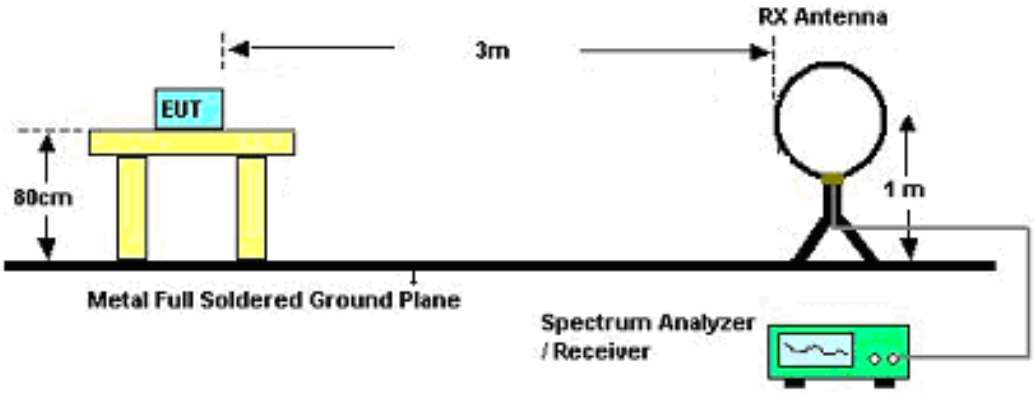
30MHz~1GHz
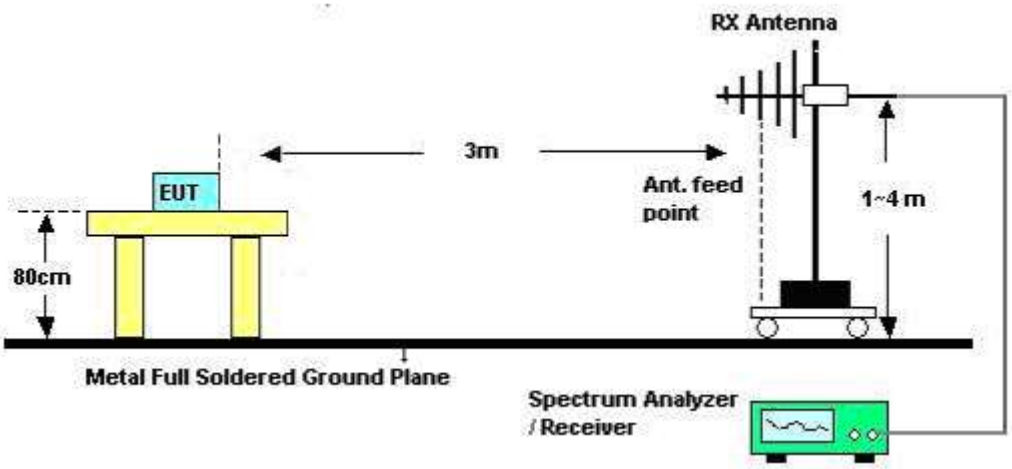

Above 1GHz

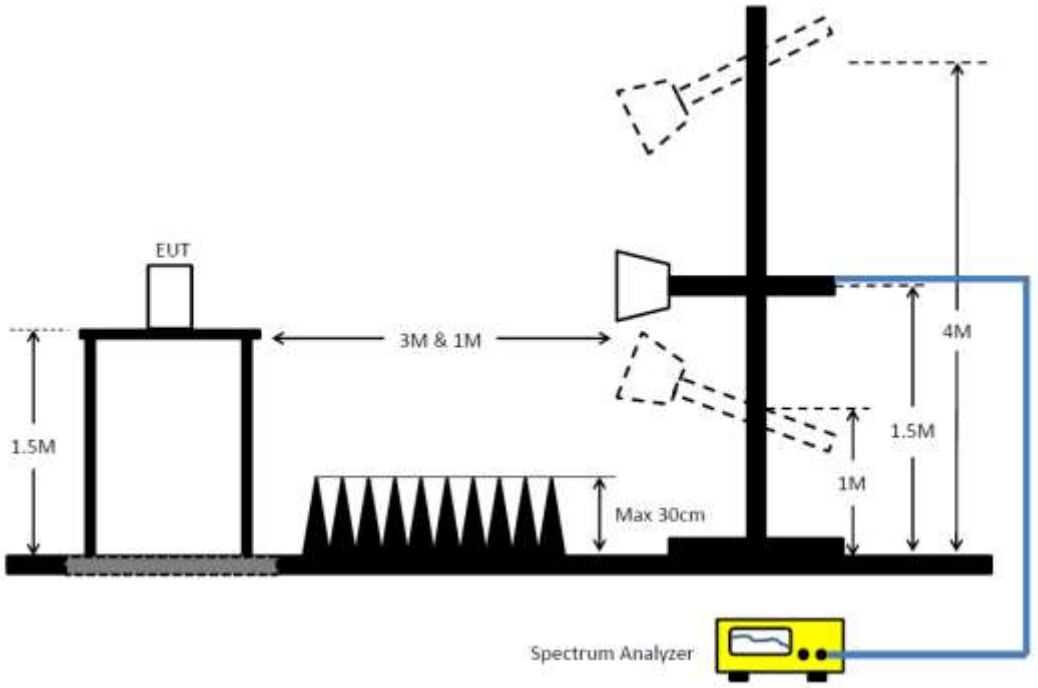

3.6.5 Test Result of Emissions in Restricted Frequency Bands (Below 30MHz)

The amplitude of spurious emissions which are attenuated by more than 20dB below the permissible value has no need to be reported.

3.6.6 Test Result of Emissions in Restricted Frequency Bands

Refer as Appendix F

4 Test Equipment and Calibration Data

Instrument for AC Conduction

Instrument	Manufacturer	Model No.	Serial No.	Spec.	Calibration Date	Calibration Due Date
EMC Receiver	R&S	ESCS30	838251/003	9KHz ~ 2.75GHz	13/Jun/2017	12/Jun/2018
LISN	R&S	ENV216	101295	9kHz ~ 30MHz	17/Nov/2017	16/Nov/2018
RF Cable-CON	HUBER+SUHNER	RG213/U	07611832020001	9kHz ~ 30MHz	06/Oct/2017	05/Oct/2018
AC POWER	APC	AFC-11005G	F310050055	47Hz~63Hz 5~300V	NCR	NCR
Impuls Begrenzer Pulse Limiter	SCHWARZBECK	VTSD 9561-F	9561-F041	9 kHz ~ 30 MHz	12/Oct/2017	11/Oct/2018

NCR : Non-Calibration Require

Instrument for Radiated Test

Instrument	Manufacturer	Model No.	Serial No.	Spec.	Calibration Date	Calibration Due Date
3m Semi Anechoic Chamber	SIDT FRANKONIA	SAC-3M	03CH03-HY	30MHz ~ 1GHz 3m	31/Oct/2017	30/Oct/2018
3m Semi Anechoic Chamber	SIDT FRANKONIA	SAC-3M	03CH03-HY	1GHz ~ 18GHz 3m	01/Nov/2017	31/Oct/2018
Amplifier	HP	8447D	2944A08033	10kHz ~ 1.3GHz	23/Apr/2018	22/Apr/2019
Amplifier	Keysight	83017A	MY53270196	1GHz ~ 26.5GHz	31/Aug/2017	30/Aug/2018
Spectrum	R&S	FSV40	101500	9kHz ~ 40GHz	28/Jun/2017	27/Jun/2018
Receiver	R&S	ESCS 30	100354	9kHz ~ 2.75GHz	08/Dec/2017	07/Dec/2018
RF Cable-R03m	Jye Bao	RG142	CB021	9kHz ~ 1GHz	26/Jan/2018	25/Jan/2019
RF Cable-high	SUHNER	SUCOFLEX106	CB222	1GHz ~ 40GHz	26/Jan/2018	25/Jan/2019
Bilog Antenna	SCHAFFNER	CBL 6112B	22237	30MHz ~ 1GHz	08/Jul/2017	07/Jul/2018
Horn Antenna	SCHWARZBECK	BBHA9170	BBHA9170154	18GHz ~ 40GHz	09/Feb/ 2018	08/Feb/2019
Horn Antenna	SCHWARZBECK	BBHA9120D	1531	1GHz ~ 18GHz	18/Apr/ 2018	17/Apr/2019
Amplifier	MITEQ	TTA1840-35-HG	1864481	18GHz ~ 40GHz	24/Aug/2017	23/Aug/2018
Loop Antenna	TESEQ	HLA 6120	31244	9 kHz~30 MHz	16/Mar/2018	15/Mar/2019

Instrument for Conducted Test

Instrument	Manufacturer	Model No.	Serial No.	Spec.	Calibration Date	Calibration Due Date
Spectrum Analyzer	R&S	FSV 40	101515	9kHz~40GHz	08/Dec/2017	07/Dec/2018
Power Sensor	Anritsu	MA2411B	1339407	300MHz ~ 40GHz	06/Nov/2017	05/Nov/2018
Power Meter	Anritsu	ML2495A	1517010	300MHz ~ 40GHz	06/Nov/2017	05/Nov/2018
RF Cable-0.2m	HUBER+SUHNER	SUCOFLEX_104	MY10710/4	30MHz ~ 26.5GHz	25/Aug/2017	24/Aug/2018
RF Cable-0.2m	HUBER+SUHNER	SUCOFLEX_104	MY10709/4	30MHz ~ 26.5GHz	25/Aug/2017	24/Aug/2018
RF Cable-0.5m	HUBER+SUHNER	SUCOFLEX_104	MY10713/4	30MHz ~ 26.5GHz	25/Aug/2017	24/Aug/2018
Signal Generator	R&S	SMR40	100116	10MHz ~ 40GHz	27/Jul/2017	26/Jul/2018

AC Power-line Conducted Emissions Result			
Operating Mode	1	**Power Phase**	Neutral
Operating Function	PoE ; WIF 2.4G TX		

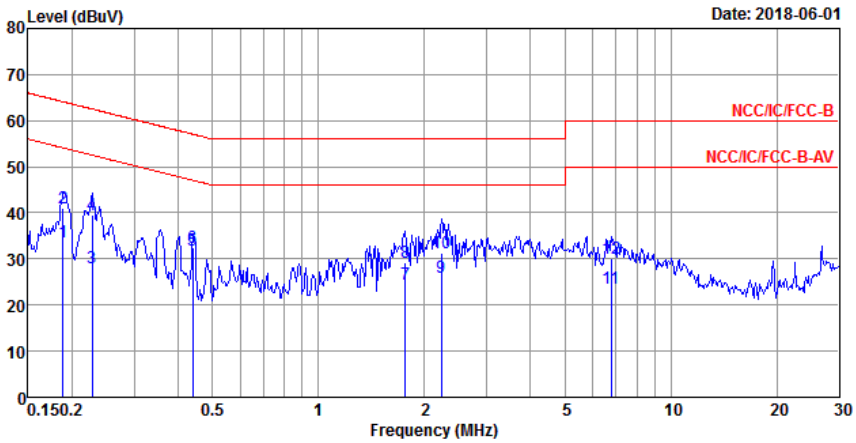

	Freq	Level	Over Limit	Limit Line	Read Level	LISN Factor	Cable Loss	Remark
	MHz	dBuV	dB	dBuV	dBuV	dB	dB	
1	0.19	33.77	-20.34	54.11	24.14	9.62	0.01	Average
2	0.19	41.12	-22.99	64.11	31.49	9.62	0.01	QP
3	0.23	27.93	-24.59	52.52	18.29	9.62	0.02	Average
4	0.23	39.64	-22.88	62.52	30.00	9.62	0.02	QP
5 MAX	0.44	31.74	-15.33	47.07	22.04	9.61	0.09	Average
6	0.44	32.49	-24.58	57.07	22.79	9.61	0.09	QP
7	1.76	24.62	-21.38	46.00	15.00	9.62	0.00	Average
8	1.76	29.29	-26.71	56.00	19.67	9.62	0.00	QP
9	2.24	25.95	-20.05	46.00	16.32	9.62	0.01	Average
10	2.24	31.43	-24.57	56.00	21.80	9.62	0.01	QP
11	6.77	23.47	-26.53	50.00	13.67	9.65	0.15	Average
12	6.77	29.97	-30.03	60.00	20.17	9.65	0.15	QP

Note 1: “>20dB” means emission levels that exceed the level of 20 dB below the applicable limit.
Note 2: “N/F” means Nothing Found emissions (No emissions were detected.)

AC Power-line Conducted Emissions Result			
Operating Mode	1	**Power Phase**	Line
Operating Function	PoE ; WIF 2.4G TX		

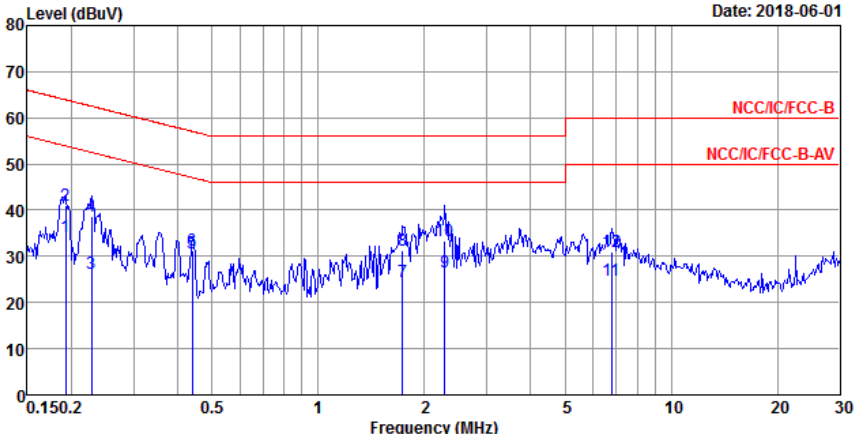

	Freq	Level	Over Limit	Limit Line	Read Level	LISN Factor	Cable Loss	Remark
	MHz	dBuV	dB	dBuV	dBuV	dB	dB	
1	0.19	34.39	-19.54	53.93	24.76	9.62	0.01	Average
2	0.19	41.04	-22.89	63.93	31.41	9.62	0.01	QP
3	0.23	26.21	-26.31	52.52	16.57	9.62	0.02	Average
4	0.23	38.60	-23.92	62.52	28.96	9.62	0.02	QP
5 MAX	0.44	30.60	-16.47	47.07	20.90	9.61	0.09	Average
6	0.44	31.37	-25.70	57.07	21.67	9.61	0.09	QP
7	1.73	24.36	-21.64	46.00	14.73	9.63	0.00	Average
8	1.73	31.19	-24.81	56.00	21.56	9.63	0.00	QP
9	2.28	26.63	-19.37	46.00	16.98	9.63	0.02	Average
10	2.28	33.22	-22.78	56.00	23.57	9.63	0.02	QP
11	6.77	24.65	-25.35	50.00	14.83	9.67	0.15	Average
12	6.77	31.08	-28.92	60.00	21.26	9.67	0.15	QP

Note 1: “>20dB” means emission levels that exceed the level of 20 dB below the applicable limit.
Note 2: “N/F” means Nothing Found emissions (No emissions were detected.)

Summary

Mode	Max-N dB (Hz)	Max-OBW (Hz)	ITU-Code	Min-N dB (Hz)	Min-OBW (Hz)
2.4-2.4835GHz	-	-	-	-	-
802.11b_Nss1,(1Mbps)_1TX	10.05M	16.192M	16M2G1D	8.05M	13.593M
802.11g_Nss1,(6Mbps)_1TX	16.325M	20.44M	20M4D1D	16.05M	16.542M
802.11n HT20_Nss1,(MCS0)_1TX	17.575M	20.215M	20M2D1D	16.925M	17.716M
802.11n HT40_Nss1,(MCS0)_1TX	36.05M	36.282M	36M3D1D	33.2M	36.132M

Max-N dB = Maximum 6dB down bandwidth; **Max-OBW** = Maximum 99% occupied bandwidth;
Min-N dB = Minimum 6dB down bandwidth; **Min-OBW** = Minimum 99% occupied bandwidth;

Result

Mode	Result	Limit (Hz)	Port 1-N dB (Hz)	Port 1-OBW (Hz)
802.11b_Nss1,(1Mbps)_1TX	-	-	-	-
2412MHz_TnomVnom	Pass	500k	8.05M	13.593M
2437MHz_TnomVnom	Pass	500k	10.05M	16.192M
2462MHz_TnomVnom	Pass	500k	9.475M	13.993M
802.11g_Nss1,(6Mbps)_1TX	-	-	-	-
2412MHz_TnomVnom	Pass	500k	16.05M	16.567M
2437MHz_TnomVnom	Pass	500k	16.325M	20.44M
2462MHz_TnomVnom	Pass	500k	16.325M	16.542M
802.11n HT20_Nss1,(MCS0)_1TX	-	-	-	-
2412MHz_TnomVnom	Pass	500k	16.925M	17.716M
2437MHz_TnomVnom	Pass	500k	17.575M	20.215M
2462MHz_TnomVnom	Pass	500k	17.55M	17.716M
802.11n HT40_Nss1,(MCS0)_1TX	-	-	-	-
2422MHz_TnomVnom	Pass	500k	33.2M	36.132M
2437MHz_TnomVnom	Pass	500k	35.4M	36.282M
2452MHz_TnomVnom	Pass	500k	36.05M	36.282M

Port X-N dB = Port **X** 6dB down bandwidth; **Port X-OBW** = Port **X** 99% occupied bandwidth;

802.11b_Nss1,(1Mbps)_1TX — EBW

2412MHz

31/05/2018

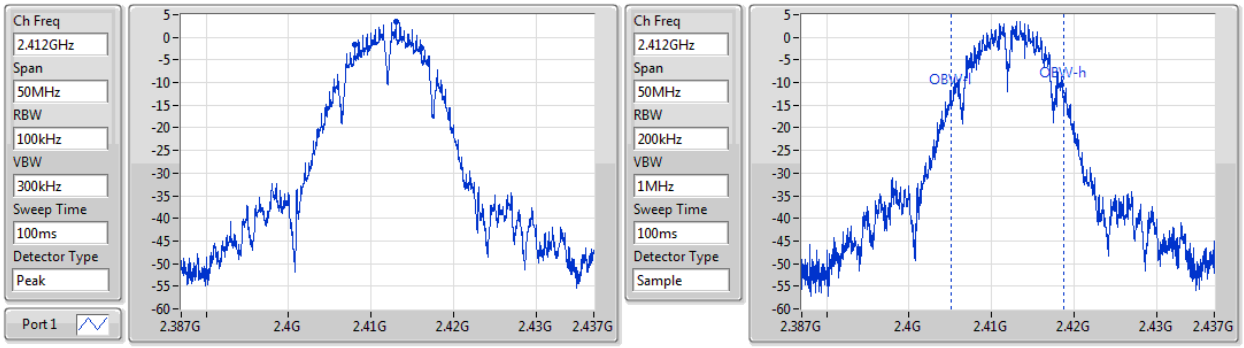

6dB(Hz)	Fl-6dB(Hz)	Fh-6dB(Hz)	OBW(Hz)	Fl-OBW(Hz)	Fh-OBW(Hz)	Limit(Hz)	Port
8.05M	2.408G	2.41605G	13.593M	2.405128G	2.418722G	500k	1

802.11b_Nss1,(1Mbps)_1TX — EBW

2437MHz

31/05/2018

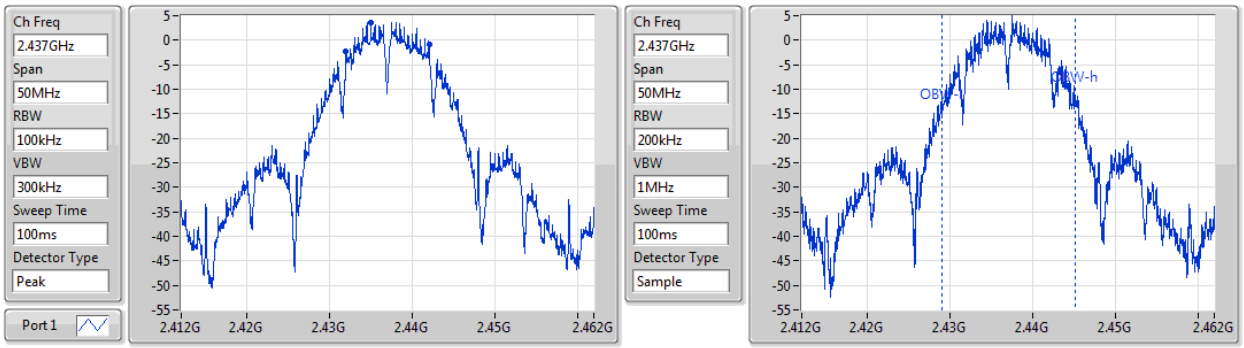

6dB(Hz)	Fl-6dB(Hz)	Fh-6dB(Hz)	OBW(Hz)	Fl-OBW(Hz)	Fh-OBW(Hz)	Limit(Hz)	Port
10.05M	2.431975G	2.442025G	16.192M	2.429004G	2.445196G	500k	1

802.11b_Nss1,(1Mbps)_1TX — EBW

2462MHz

31/05/2018

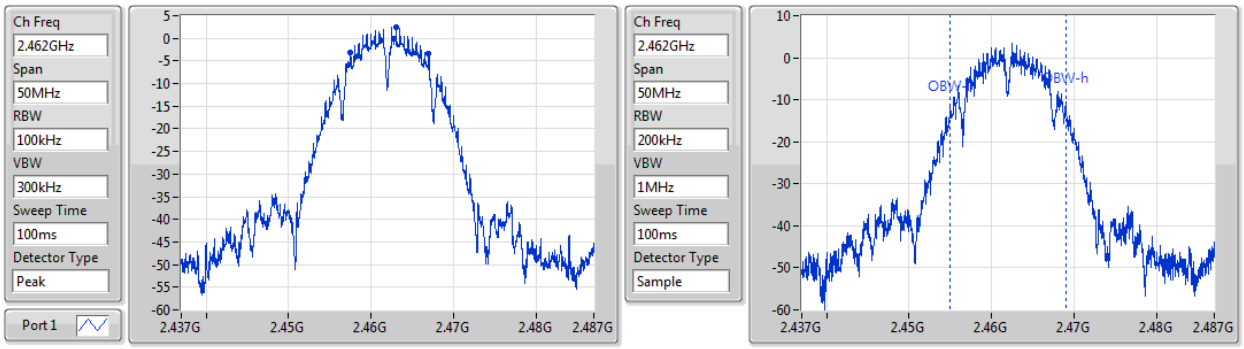

6dB(Hz)	Fl-6dB(Hz)	Fh-6dB(Hz)	OBW(Hz)	Fl-OBW(Hz)	Fh-OBW(Hz)	Limit(Hz)	Port
9.475M	2.457525G	2.467G	13.993M	2.455028G	2.469021G	500k	1

802.11g_Nss1,(6Mbps)_1TX — EBW

2412MHz

31/05/2018

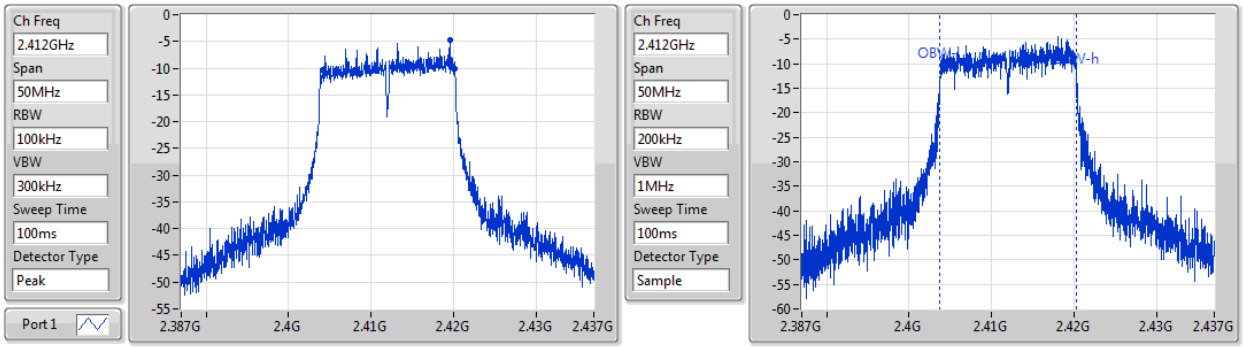

6dB(Hz)	Fl-6dB(Hz)	Fh-6dB(Hz)	OBW(Hz)	Fl-OBW(Hz)	Fh-OBW(Hz)	Limit(Hz)	Port
16.05M	2.404125G	2.420175G	16.567M	2.403754G	2.420321G	500k	1

802.11g_Nss1,(6Mbps)_1TX — EBW

2437MHz

31/05/2018

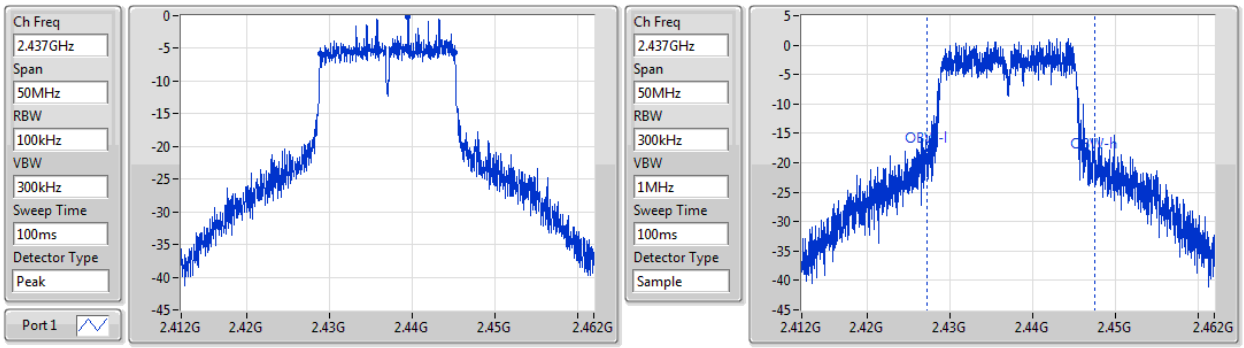

6dB(Hz)	Fl-6dB(Hz)	Fh-6dB(Hz)	OBW(Hz)	Fl-OBW(Hz)	Fh-OBW(Hz)	Limit(Hz)	Port
16.325M	2.42885G	2.445175G	20.44M	2.42713G	2.44757G	500k	1

802.11g_Nss1,(6Mbps)_1TX — EBW

2462MHz

31/05/2018

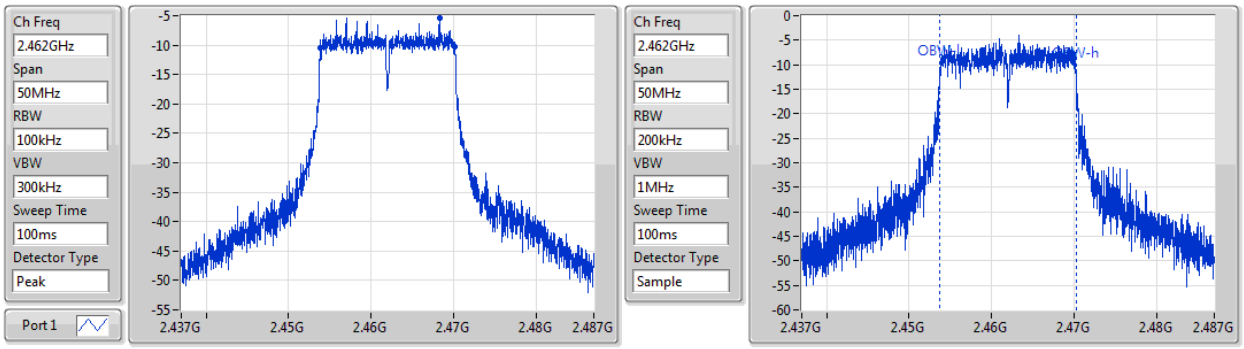

6dB(Hz)	Fl-6dB(Hz)	Fh-6dB(Hz)	OBW(Hz)	Fl-OBW(Hz)	Fh-OBW(Hz)	Limit(Hz)	Port
16.325M	2.45385G	2.470175G	16.542M	2.453704G	2.470246G	500k	1

802.11n HT20_Nss1,(MCS0)_1TX — EBW

2412MHz

31/05/2018

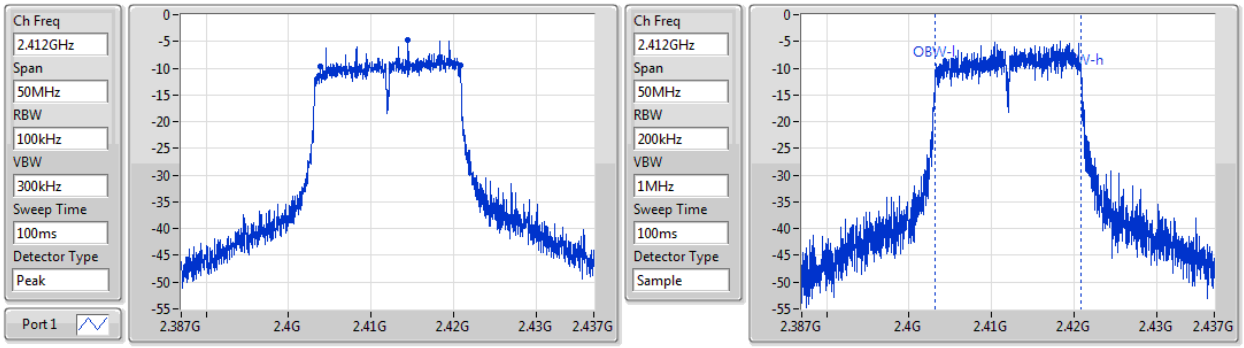

6dB(Hz)	Fl-6dB(Hz)	Fh-6dB(Hz)	OBW(Hz)	Fl-OBW(Hz)	Fh-OBW(Hz)	Limit(Hz)	Port
16.925M	2.403875G	2.4208G	17.716M	2.403179G	2.420896G	500k	1

802.11n HT20_Nss1,(MCS0)_1TX — EBW

2437MHz

31/05/2018

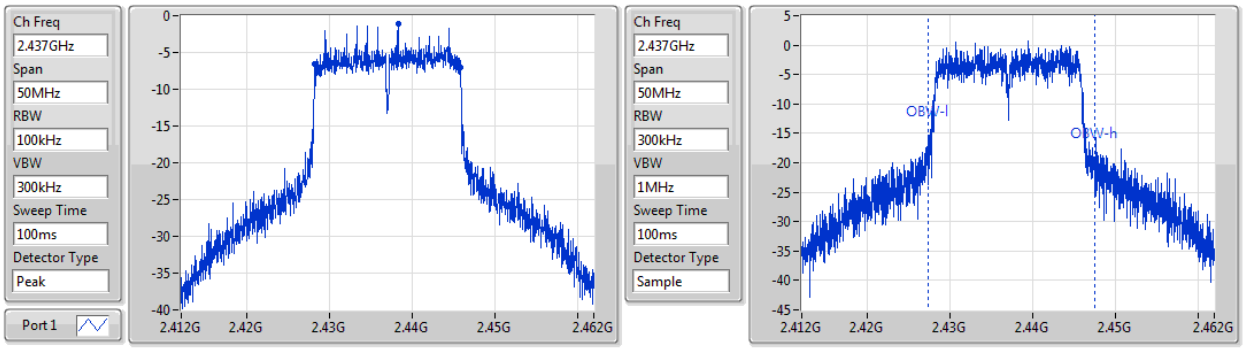

6dB(Hz)	Fl-6dB(Hz)	Fh-6dB(Hz)	OBW(Hz)	Fl-OBW(Hz)	Fh-OBW(Hz)	Limit(Hz)	Port
17.575M	2.428225G	2.4458G	20.215M	2.42733G	2.447545G	500k	1

802.11n HT20_Nss1,(MCS0)_1TX — EBW

2462MHz

31/05/2018

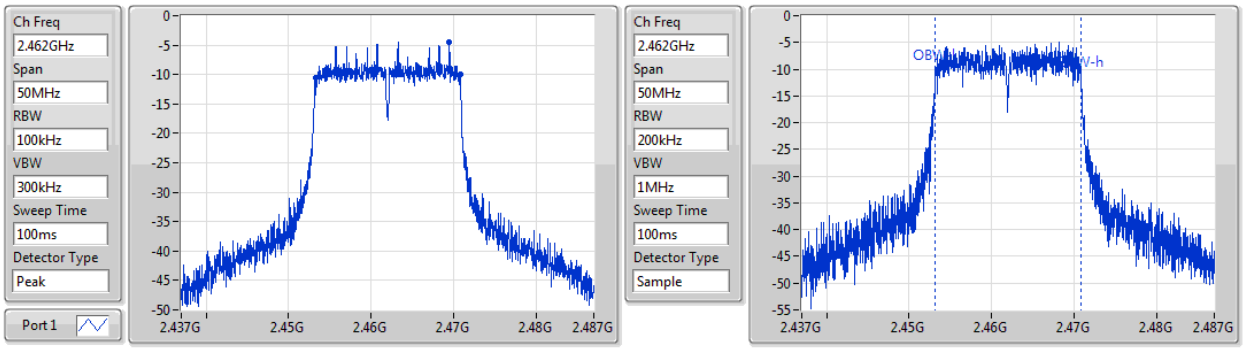

6dB(Hz)	Fl-6dB(Hz)	Fh-6dB(Hz)	OBW(Hz)	Fl-OBW(Hz)	Fh-OBW(Hz)	Limit(Hz)	Port
17.55M	2.45325G	2.4708G	17.716M	2.453154G	2.470871G	500k	1

802.11n HT40_Nss1,(MCS0)_1TX — EBW

2422MHz

31/05/2018

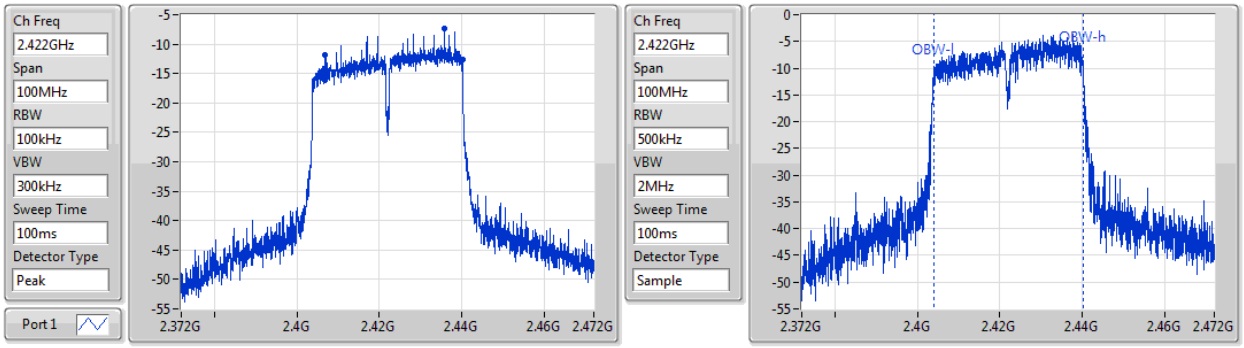

6dB(Hz)	Fl-6dB(Hz)	Fh-6dB(Hz)	OBW(Hz)	Fl-OBW(Hz)	Fh-OBW(Hz)	Limit(Hz)	Port
33.2M	2.40695G	2.44015G	36.132M	2.404009G	2.440141G	500k	1

802.11n HT40_Nss1,(MCS0)_1TX — EBW

2437MHz

31/05/2018

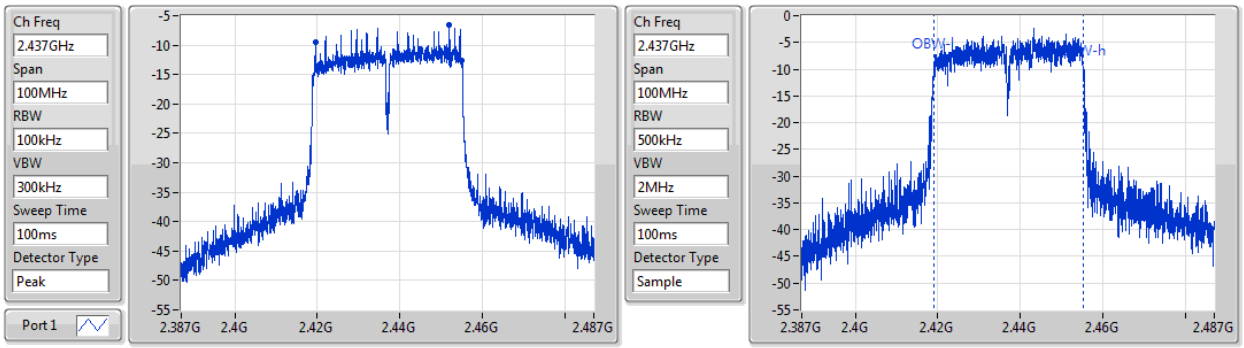

6dB(Hz)	Fl-6dB(Hz)	Fh-6dB(Hz)	OBW(Hz)	Fl-OBW(Hz)	Fh-OBW(Hz)	Limit(Hz)	Port
35.4M	2.4195G	2.4549G	36.282M	2.418959G	2.455241G	500k	1

802.11n HT40_Nss1,(MCS0)_1TX — EBW

2452MHz

31/05/2018

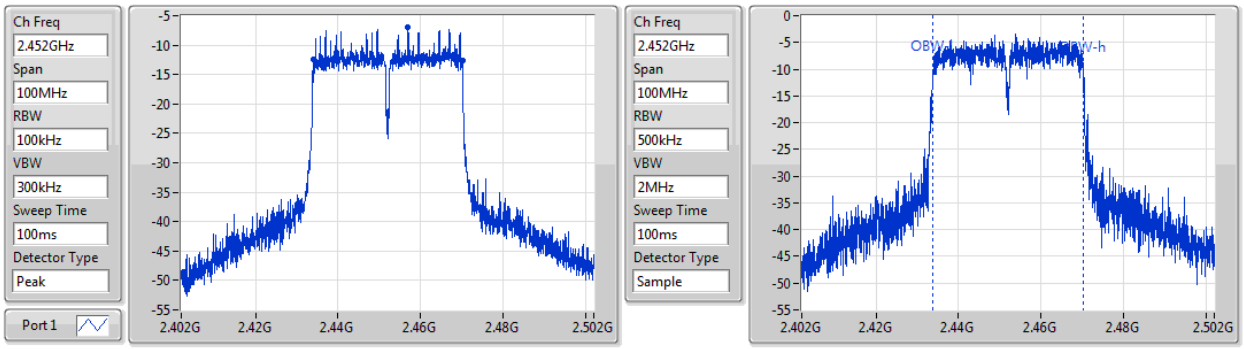

6dB(Hz)	Fl-6dB(Hz)	Fh-6dB(Hz)	OBW(Hz)	Fl-OBW(Hz)	Fh-OBW(Hz)	Limit(Hz)	Port
36.05M	2.4341G	2.47015G	36.282M	2.433859G	2.470141G	500k	1

Summary

Mode	Total Power (dBm)	Total Power (W)
2.4-2.4835GHz	-	-
802.11b_Nss1,(1Mbps)_1TX	23.22	0.20989
802.11g_Nss1,(6Mbps)_1TX	20.80	0.12023
802.11n HT20_Nss1,(MCS0)_1TX	20.50	0.11220
802.11n HT40_Nss1,(MCS0)_1TX	17.22	0.05272

Result

Mode	Result	DG (dBi)	Port 1 (dBm)	Total Power (dBm)	Power Limit (dBm)
802.11b_Nss1,(1Mbps)_1TX	-	-	-	-	-
2412MHz_TnomVnom	Pass	2.86	21.98	21.98	30.00
2417MHz_TnomVnom	Pass	2.86	22.69	22.69	30.00
2422MHz_TnomVnom	Pass	2.86	23.08	23.08	30.00
2437MHz_TnomVnom	Pass	2.86	23.22	23.22	30.00
2447MHz_TnomVnom	Pass	2.86	23.16	23.16	30.00
2452MHz_TnomVnom	Pass	2.86	22.99	22.99	30.00
2457MHz_TnomVnom	Pass	2.86	21.61	21.61	30.00
2462MHz_TnomVnom	Pass	2.86	21.09	21.09	30.00
802.11g_Nss1,(6Mbps)_1TX	-	-	-	-	-
2412MHz_TnomVnom	Pass	2.86	16.34	16.34	30.00
2417MHz_TnomVnom	Pass	2.86	19.17	19.17	30.00
2422MHz_TnomVnom	Pass	2.86	20.05	20.05	30.00
2437MHz_TnomVnom	Pass	2.86	20.73	20.73	30.00
2442MHz_TnomVnom	Pass	2.86	20.80	20.80	30.00
2447MHz_TnomVnom	Pass	2.86	20.60	20.60	30.00
2452MHz_TnomVnom	Pass	2.86	19.38	19.38	30.00
2457MHz_TnomVnom	Pass	2.86	18.40	18.40	30.00
2462MHz_TnomVnom	Pass	2.86	16.33	16.33	30.00
802.11n HT20_Nss1,(MCS0)_1TX	-	-	-	-	-
2412MHz_TnomVnom	Pass	2.86	16.91	16.91	30.00
2417MHz_TnomVnom	Pass	2.86	19.15	19.15	30.00
2422MHz_TnomVnom	Pass	2.86	19.90	19.90	30.00
2437MHz_TnomVnom	Pass	2.86	20.42	20.42	30.00
2442MHz_TnomVnom	Pass	2.86	20.50	20.50	30.00
2447MHz_TnomVnom	Pass	2.86	19.75	19.75	30.00
2452MHz_TnomVnom	Pass	2.86	19.12	19.12	30.00
2457MHz_TnomVnom	Pass	2.86	18.17	18.17	30.00
2462MHz_TnomVnom	Pass	2.86	16.70	16.70	30.00
802.11n HT40_Nss1,(MCS0)_1TX	-	-	-	-	-
2422MHz_TnomVnom	Pass	2.86	16.41	16.41	30.00
2437MHz_TnomVnom	Pass	2.86	17.22	17.22	30.00
2442MHz_TnomVnom	Pass	2.86	16.85	16.85	30.00
2447MHz_TnomVnom	Pass	2.86	16.95	16.95	30.00
2452MHz_TnomVnom	Pass	2.86	16.97	16.97	30.00

DG = Directional Gain; **Port X** = Port X output power

Note : Conducted average output power is for reference only

Summary

Mode	PD (dBm/RBW)
2.4-2.4835GHz	-
802.11b_Nss1,(1Mbps)_1TX	-10.68
802.11g_Nss1,(6Mbps)_1TX	-14.46
802.11n HT20_Nss1,(MCS0)_1TX	-15.57
802.11n HT40_Nss1,(MCS0)_1TX	-20.27

RBW=3kHz.

Result

Mode	Result	DG (dBi)	Port 1 (dBm/RBW)	PD (dBm/RBW)	PD Limit (dBm/RBW)
802.11b_Nss1,(1Mbps)_1TX	-	-	-	-	-
2412MHz_TnomVnom	Pass	2.86	-11.17	-11.17	8.00
2437MHz_TnomVnom	Pass	2.86	-10.68	-10.68	8.00
2462MHz_TnomVnom	Pass	2.86	-12.82	-12.82	8.00
802.11g_Nss1,(6Mbps)_1TX	-	-	-	-	-
2412MHz_TnomVnom	Pass	2.86	-19.54	-19.54	8.00
2437MHz_TnomVnom	Pass	2.86	-14.46	-14.46	8.00
2462MHz_TnomVnom	Pass	2.86	-18.88	-18.88	8.00
802.11n HT20_Nss1,(MCS0)_1TX	-	-	-	-	-
2412MHz_TnomVnom	Pass	2.86	-18.48	-18.48	8.00
2437MHz_TnomVnom	Pass	2.86	-15.57	-15.57	8.00
2462MHz_TnomVnom	Pass	2.86	-19.48	-19.48	8.00
802.11n HT40_Nss1,(MCS0)_1TX	-	-	-	-	-
2422MHz_TnomVnom	Pass	2.86	-21.66	-21.66	8.00
2437MHz_TnomVnom	Pass	2.86	-20.27	-20.27	8.00
2452MHz_TnomVnom	Pass	2.86	-22.63	-22.63	8.00

DG = Directional Gain; RBW=3kHz;
PD = trace bin-by-bin of each transmits port summing can be performed maximum power density; **Port X** = Port Xpower density;

802.11b_Nss1,(1Mbps)_1TX PSD

2412MHz

31/05/2018

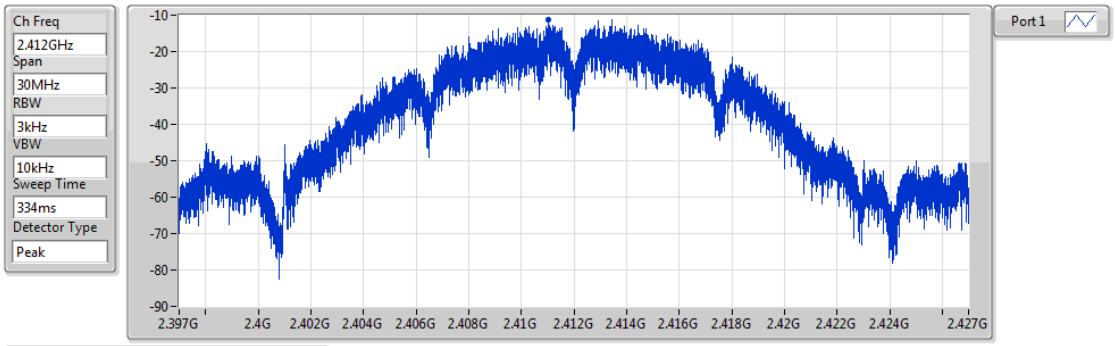

Sum	PD	Port 1
(dBm/RBW)	(dBm/RBW)	(dBm/RBW)
-11.17	-11.17	-11.17

802.11b_Nss1,(1Mbps)_1TX PSD

2437MHz

31/05/2018

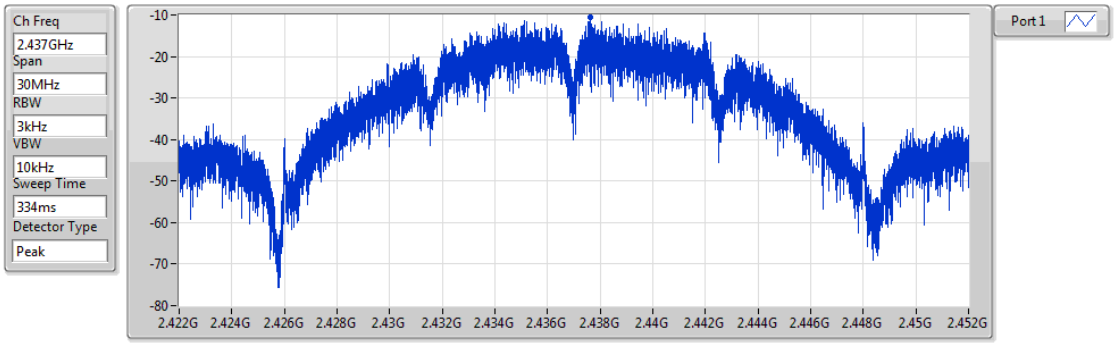

Sum	PD	Port 1
(dBm/RBW)	(dBm/RBW)	(dBm/RBW)
-10.68	-10.68	-10.68

802.11b_Nss1,(1Mbps)_1TX PSD

2462MHz

31/05/2018

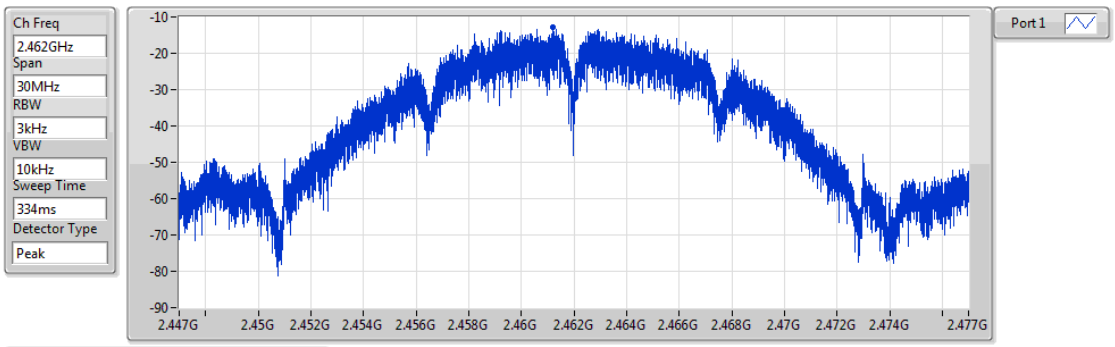

Sum	PD	Port 1
(dBm/RBW)	(dBm/RBW)	(dBm/RBW)
-12.82	-12.82	-12.82

802.11g_Nss1,(6Mbps)_1TX PSD

2412MHz

31/05/2018

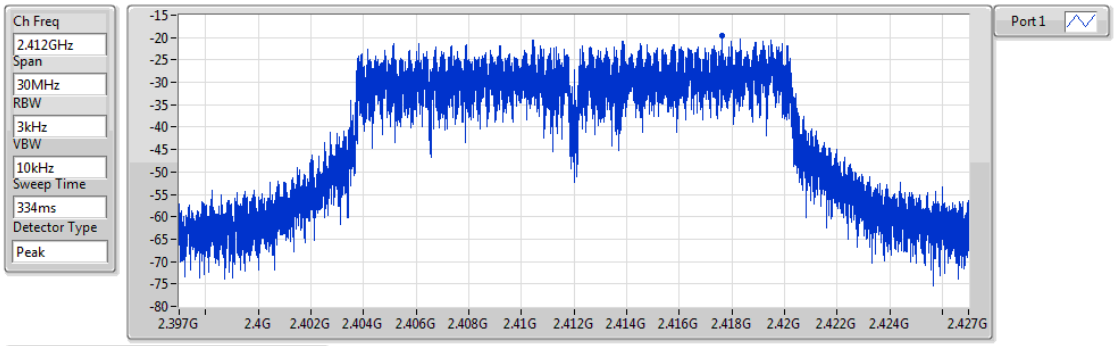

Sum	PD	Port 1
(dBm/RBW)	(dBm/RBW)	(dBm/RBW)
-19.54	-19.54	-19.54

802.11g_Nss1,(6Mbps)_1TX PSD

2437MHz

31/05/2018

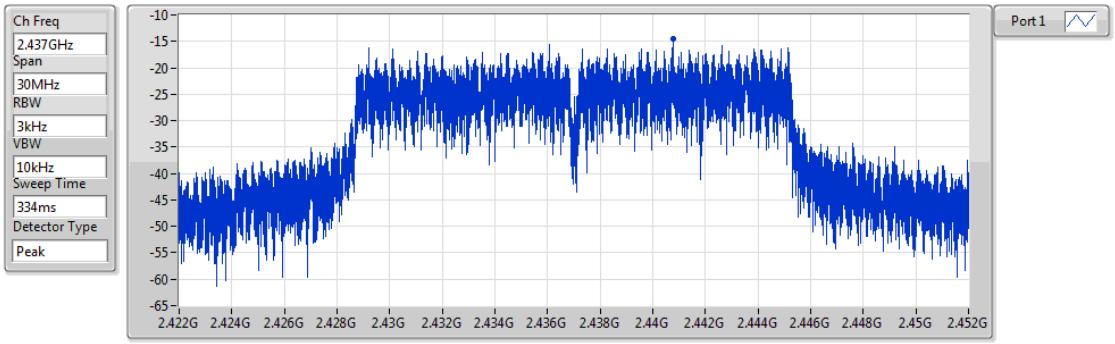

Sum	PD	Port 1
(dBm/RBW)	(dBm/RBW)	(dBm/RBW)
-14.46	-14.46	-14.46

802.11g_Nss1,(6Mbps)_1TX PSD

2462MHz

31/05/2018

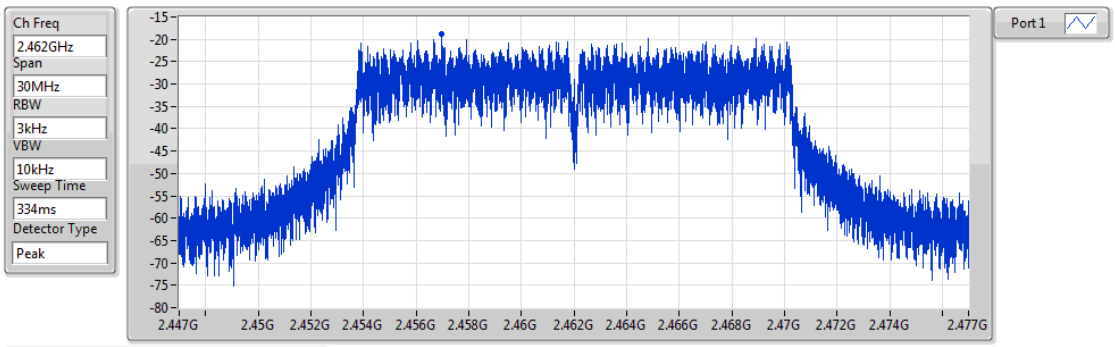

Sum	PD	Port 1
(dBm/RBW)	(dBm/RBW)	(dBm/RBW)
-18.88	-18.88	-18.88

802.11n HT20_Nss1,(MCS0)_1TX PSD

2412MHz

31/05/2018

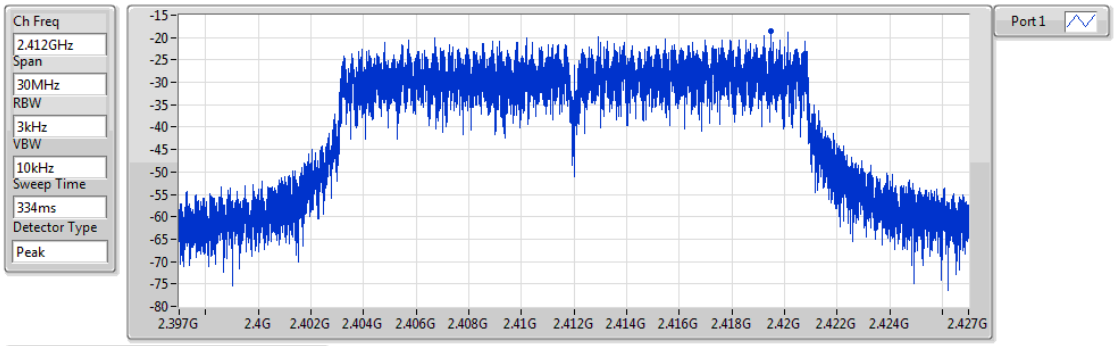

Sum	PD	Port 1
(dBm/RBW)	(dBm/RBW)	(dBm/RBW)
-18.48	-18.48	-18.48

802.11n HT20_Nss1,(MCS0)_1TX PSD

2437MHz

31/05/2018

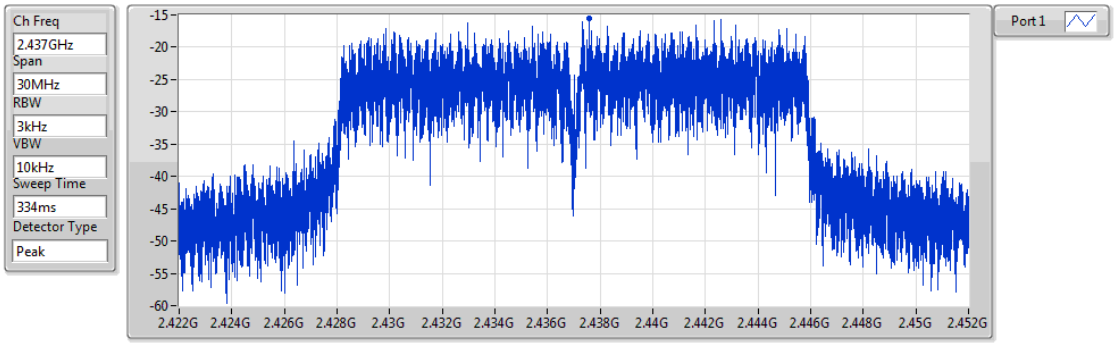

Sum	PD	Port 1
(dBm/RBW)	(dBm/RBW)	(dBm/RBW)
-15.57	-15.57	-15.57

802.11n HT20_Nss1,(MCS0)_1TX PSD

2462MHz

31/05/2018

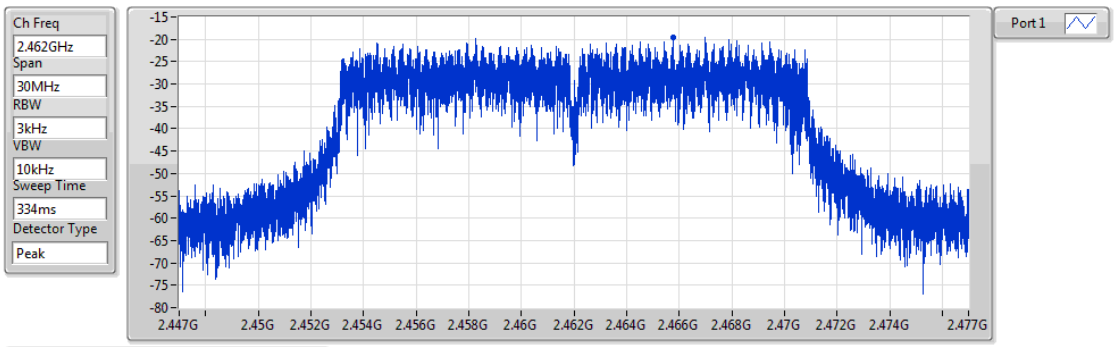

Sum	PD	Port 1
(dBm/RBW)	(dBm/RBW)	(dBm/RBW)
-19.48	-19.48	-19.48

802.11n HT40_Nss1,(MCS0)_1TX PSD

2422MHz

31/05/2018

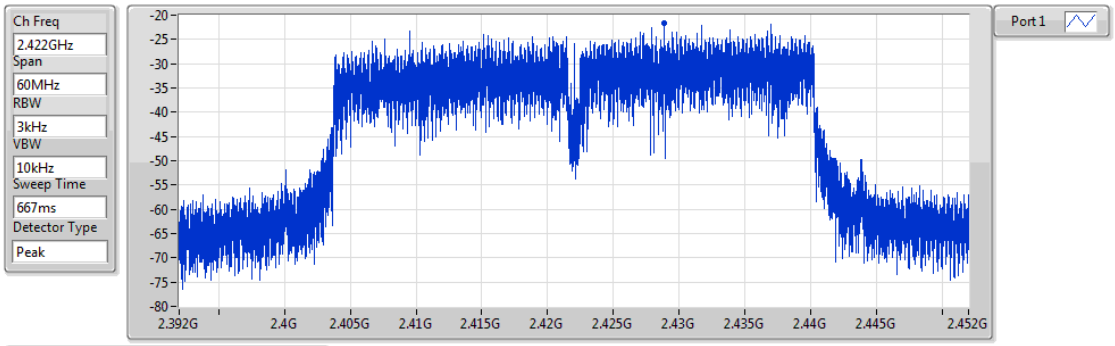

Sum	PD	Port 1
(dBm/RBW)	(dBm/RBW)	(dBm/RBW)
-21.66	-21.66	-21.66

802.11n HT40_Nss1,(MCS0)_1TX PSD

2437MHz

31/05/2018

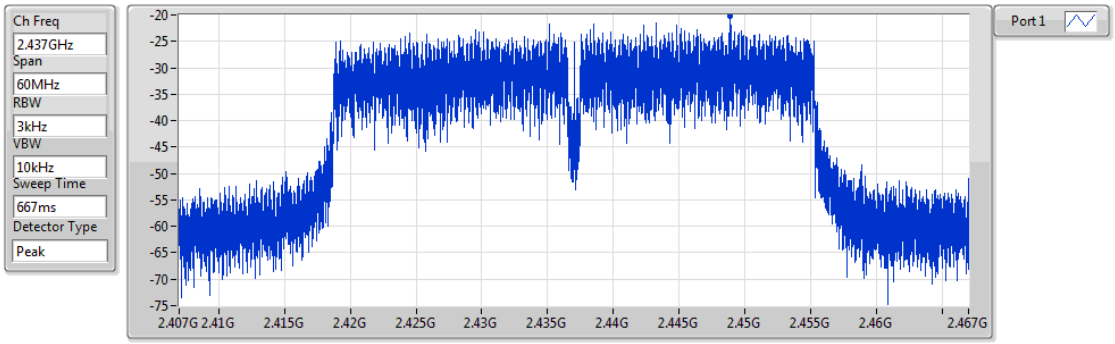

Sum	PD	Port 1
(dBm/RBW)	(dBm/RBW)	(dBm/RBW)
-20.27	-20.27	-20.27

802.11n HT40_Nss1,(MCS0)_1TX PSD

2452MHz

31/05/2018

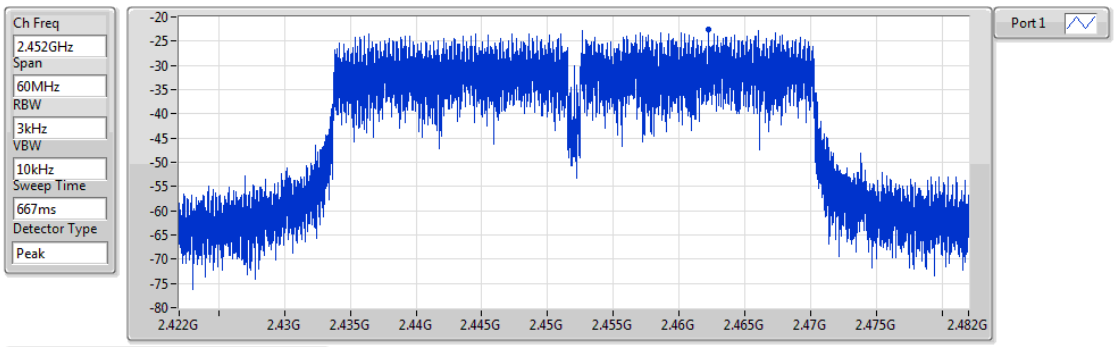

Sum	PD	Port 1
(dBm/RBW)	(dBm/RBW)	(dBm/RBW)
-22.63	-22.63	-22.63

Summary

Mode	Result	Ref (Hz)	Ref (dBm)	Limit (dBm)	Freq (Hz)	Level (dBm)	Freq (Hz)	Level (dBm)	Freq (Hz)	Level (dBm)	Freq (Hz)	Level (dBm)	Port
2.4-2.4835GHz	-	-	-	-	-	-	-	-	-	-	-	-	-
802.11b_Nss1,(1Mbps)_1TX	Pass	2.437408G	3.77	-26.23	147.665M	-41.25	2.39808G	-32.32	2.49246G	-55.17	16.745505G	-53.43	1
802.11g_Nss1,(6Mbps)_1TX	Pass	2.430728G	-0.74	-30.74	147.665M	-41.48	2.39952G	-34.17	2.49014G	-54.11	24.443707G	-53.35	1
802.11n HT20_Nss1,(MCS0)_1TX	Pass	2.444422G	-1.43	-31.43	147.665M	-41.32	2.39848G	-36.04	2.4907G	-53.01	15.321057G	-52.72	1
802.11n HT40_Nss1,(MCS0)_1TX	Pass	2.441917G	-6.54	-36.54	146.79M	-41.14	2.39984G	-37.44	2.48446G	-39.65	15.091481G	-53.94	1

Result

Mode	Result	Ref (Hz)	Ref (dBm)	Limit (dBm)	Freq (Hz)	Level (dBm)	Freq (Hz)	Level (dBm)	Freq (Hz)	Level (dBm)	Freq (Hz)	Level (dBm)	Port
802.11b_Nss1,(1Mbps)_1TX	-	-	-	-	-	-	-	-	-	-	-	-	-
2412MHz_TnomVnom	Pass	2.437408G	3.77	-26.23	147.665M	-41.25	2.39808G	-32.32	2.49246G	-55.17	16.745505G	-53.43	1
2437MHz_TnomVnom	Pass	2.437408G	3.77	-26.23	147.665M	-41.43	2.39752G	-43.30	2.48446G	-55.21	17.571517G	-53.65	1
2462MHz_TnomVnom	Pass	2.437408G	3.77	-26.23	147.665M	-41.29	2.39968G	-60.63	2.48398G	-42.86	15.340724G	-53.27	1
802.11g_Nss1,(6Mbps)_1TX	-	-	-	-	-	-	-	-	-	-	-	-	-
2412MHz_TnomVnom	Pass	2.430728G	-0.74	-30.74	147.665M	-41.48	2.39952G	-34.17	2.49014G	-54.11	24.443707G	-53.35	1
2437MHz_TnomVnom	Pass	2.430728G	-0.74	-30.74	147.665M	-41.16	2.3996G	-42.81	2.48542G	-45.35	15.04853G	-53.68	1
2462MHz_TnomVnom	Pass	2.430728G	-0.74	-30.74	147.665M	-41.43	2.39024G	-61.42	2.48358G	-43.77	15.090673G	-53.20	1
802.11n HT20_Nss1,(MCS0)_1TX	-	-	-	-	-	-	-	-	-	-	-	-	-
2412MHz_TnomVnom	Pass	2.444422G	-1.43	-31.43	147.665M	-41.32	2.39848G	-36.04	2.4907G	-53.01	15.321057G	-52.72	1
2437MHz_TnomVnom	Pass	2.444422G	-1.43	-31.43	147.665M	-41.16	2.3992G	-42.23	2.4851G	-44.01	24.513946G	-54.14	1
2462MHz_TnomVnom	Pass	2.444422G	-1.43	-31.43	147.665M	-41.20	2.39024G	-59.08	2.48486G	-42.48	24.609471G	-53.07	1
802.11n HT40_Nss1,(MCS0)_1TX	-	-	-	-	-	-	-	-	-	-	-	-	-
2422MHz_TnomVnom	Pass	2.441917G	-6.54	-36.54	146.79M	-41.28	2.39856G	-37.91	2.48542G	-49.17	24.542856G	-53.71	1
2437MHz_TnomVnom	Pass	2.441917G	-6.54	-36.54	146.79M	-41.14	2.39984G	-37.44	2.48446G	-39.65	15.091481G	-53.94	1
2452MHz_TnomVnom	Pass	2.441917G	-6.54	-36.54	146.79M	-41.30	2.3984G	-49.97	2.48462G	-38.54	15.088676G	-52.83	1

802.11b_Nss1,(1Mbps)_1TX **CSE NdB**

2412MHz

31/05/2018

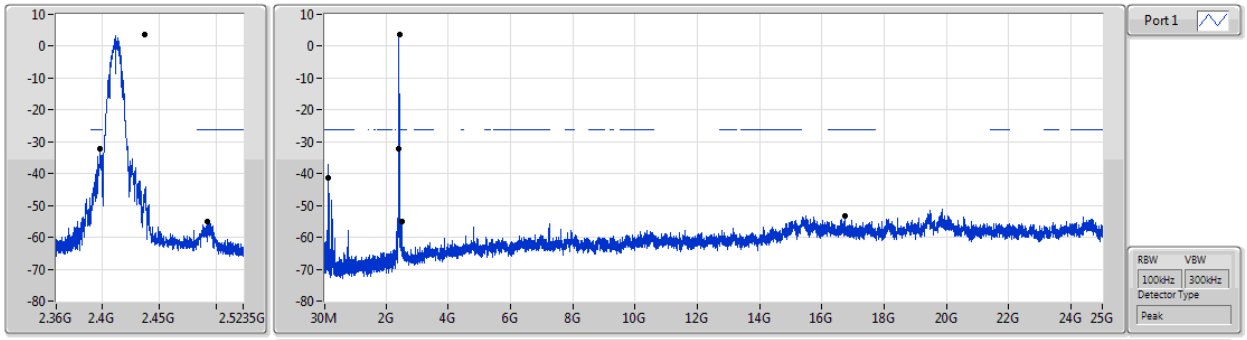

Ref(Hz)	Ref(dBm)	Limit(dBm)	Freq(Hz)	Level(dBm)	Freq(Hz)	Level(dBm)	Freq(Hz)	Level(dBm)	Freq(Hz)	Level(dBm)	Port
2.437408G	3.77	-26.23	147.665M	-41.25	2.39808G	-32.32	2.49246G	-55.17	16.745505G	-53.43	1

802.11b_Nss1,(1Mbps)_1TX **CSE NdB**

2437MHz

31/05/2018

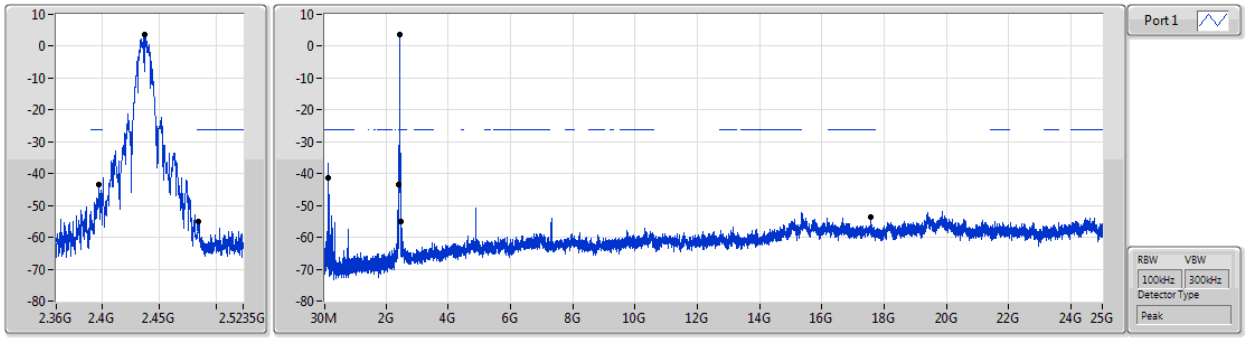

Ref(Hz)	Ref(dBm)	Limit(dBm)	Freq(Hz)	Level(dBm)	Freq(Hz)	Level(dBm)	Freq(Hz)	Level(dBm)	Freq(Hz)	Level(dBm)	Port
2.437408G	3.77	-26.23	147.665M	-41.43	2.39752G	-43.30	2.48446G	-55.21	17.571517G	-53.65	1

802.11b_Nss1,(1Mbps)_1TX **CSE NdB**

2462MHz

31/05/2018

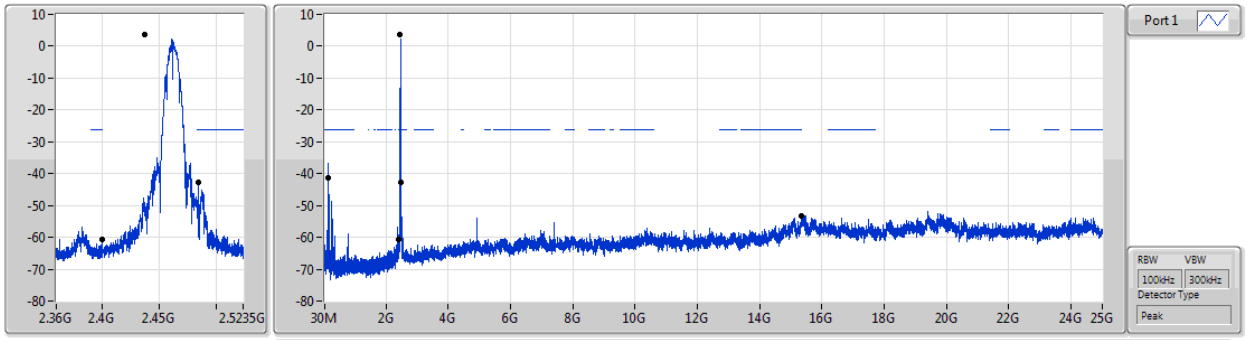

Ref(Hz)	Ref(dBm)	Limit(dBm)	Freq(Hz)	Level(dBm)	Freq(Hz)	Level(dBm)	Freq(Hz)	Level(dBm)	Freq(Hz)	Level(dBm)	Port
2.437408G	3.77	-26.23	147.665M	-41.29	2.39968G	-60.63	2.48398G	-42.86	15.340724G	-53.27	1

802.11g_Nss1,(6Mbps)_1TX **CSE NdB**

2412MHz

31/05/2018

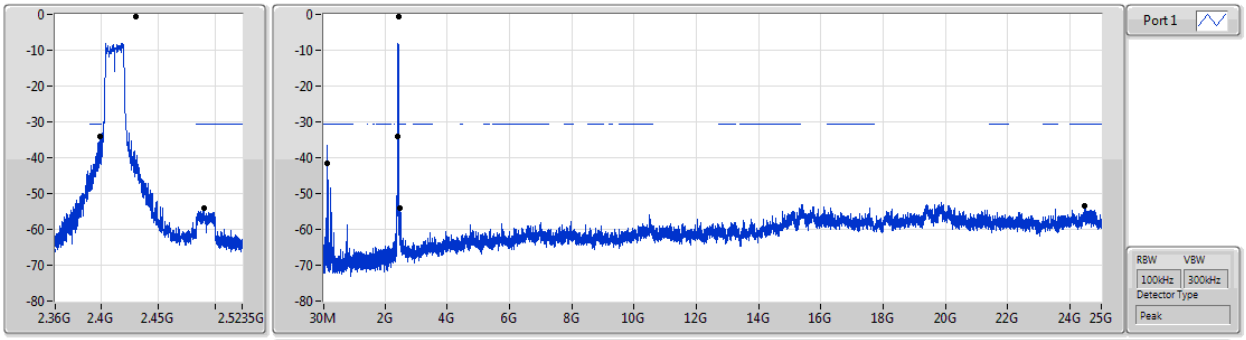

Ref(Hz)	Ref(dBm)	Limit(dBm)	Freq(Hz)	Level(dBm)	Freq(Hz)	Level(dBm)	Freq(Hz)	Level(dBm)	Freq(Hz)	Level(dBm)	Port
2.430728G	-0.74	-30.74	147.665M	-41.48	2.39952G	-34.17	2.49014G	-54.11	24.443707G	-53.35	1

802.11g_Nss1,(6Mbps)_1TX **CSE NdB**

2437MHz

31/05/2018

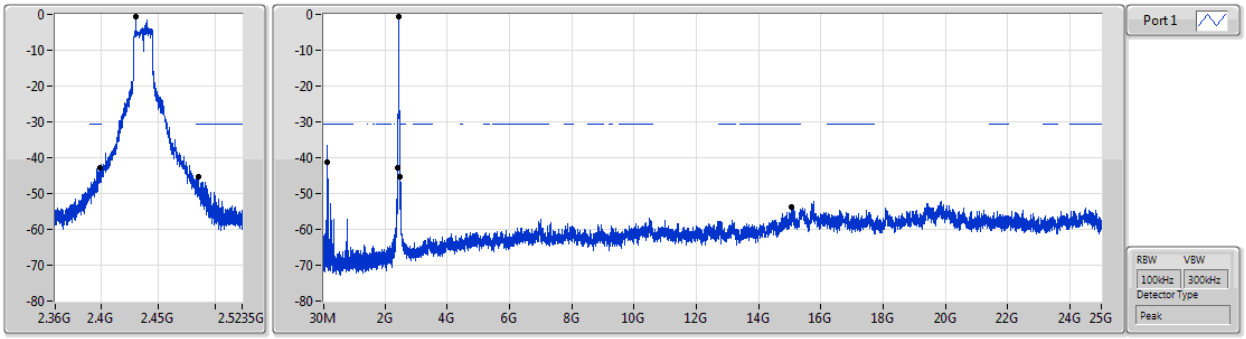

Ref(Hz)	Ref(dBm)	Limit(dBm)	Freq(Hz)	Level(dBm)	Freq(Hz)	Level(dBm)	Freq(Hz)	Level(dBm)	Freq(Hz)	Level(dBm)	Port
2.430728G	-0.74	-30.74	147.665M	-41.16	2.3996G	-42.81	2.48542G	-45.35	15.04853G	-53.68	1

802.11g_Nss1,(6Mbps)_1TX **CSE NdB**

2462MHz

31/05/2018

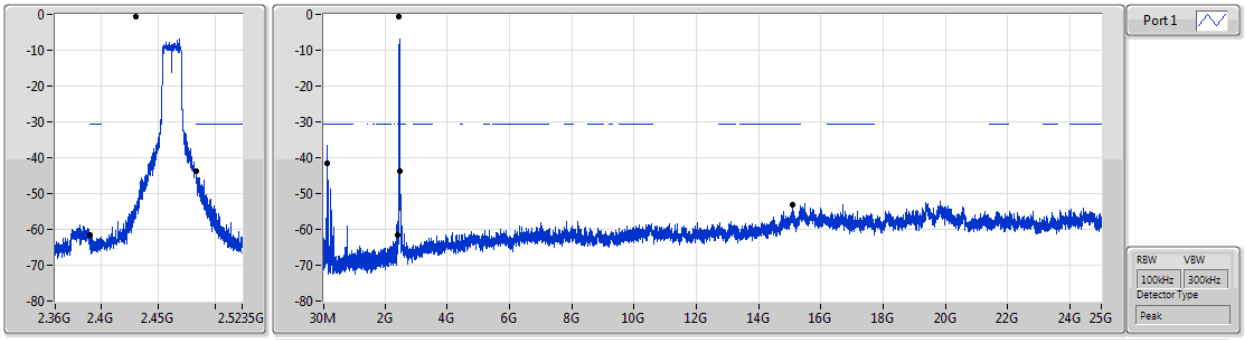

Ref(Hz)	Ref(dBm)	Limit(dBm)	Freq(Hz)	Level(dBm)	Freq(Hz)	Level(dBm)	Freq(Hz)	Level(dBm)	Freq(Hz)	Level(dBm)	Port
2.430728G	-0.74	-30.74	147.665M	-41.43	2.39024G	-61.42	2.48358G	-43.77	15.090673G	-53.20	1

802.11n HT20_Nss1,(MCS0)_1TX **CSE NdB**

2412MHz

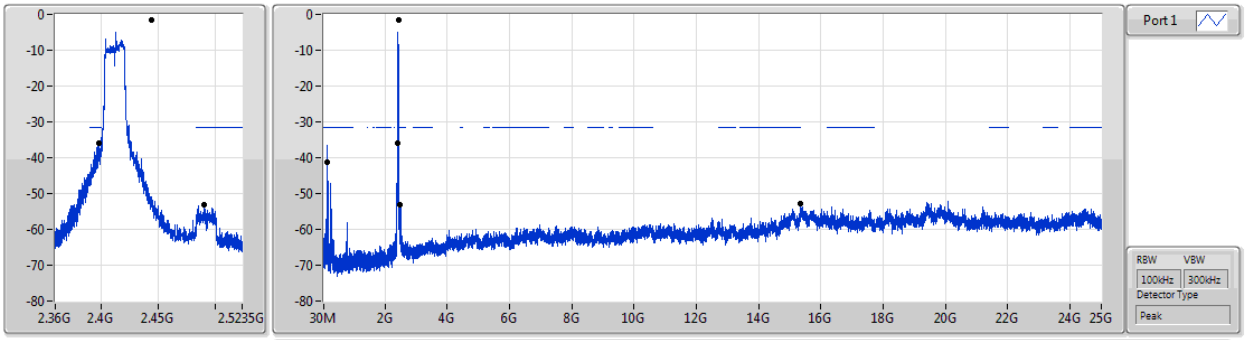

Ref(Hz)	Ref(dBm)	Limit(dBm)	Freq(Hz)	Level(dBm)	Freq(Hz)	Level(dBm)	Freq(Hz)	Level(dBm)	Freq(Hz)	Level(dBm)	Port
2.444422G	-1.43	-31.43	147.665M	-41.32	2.39848G	-36.04	2.4907G	-53.01	15.321057G	-52.72	1

802.11n HT20_Nss1,(MCS0)_1TX **CSE NdB**

2437MHz

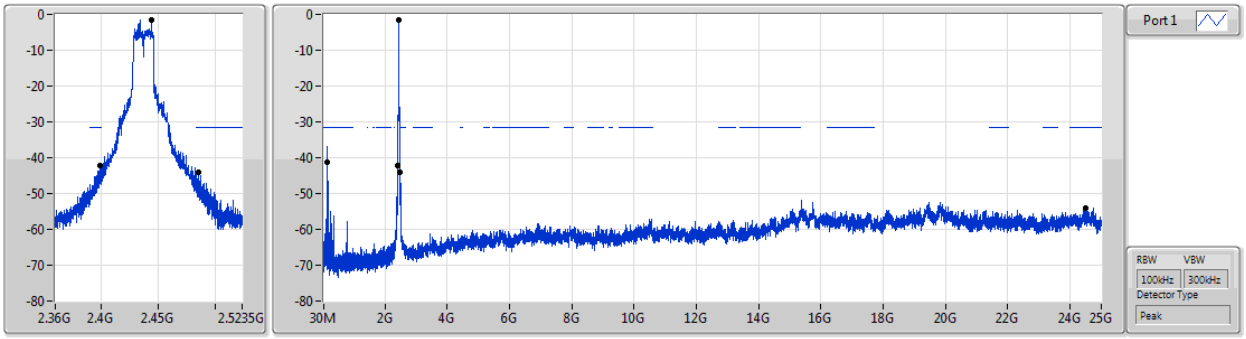

Ref(Hz)	Ref(dBm)	Limit(dBm)	Freq(Hz)	Level(dBm)	Freq(Hz)	Level(dBm)	Freq(Hz)	Level(dBm)	Freq(Hz)	Level(dBm)	Port
2.444422G	-1.43	-31.43	147.665M	-41.16	2.3992G	-42.23	2.4851G	-44.01	24.513946G	-54.14	1

802.11n HT20_Nss1,(MCS0)_1TX **CSE NdB**

2462MHz

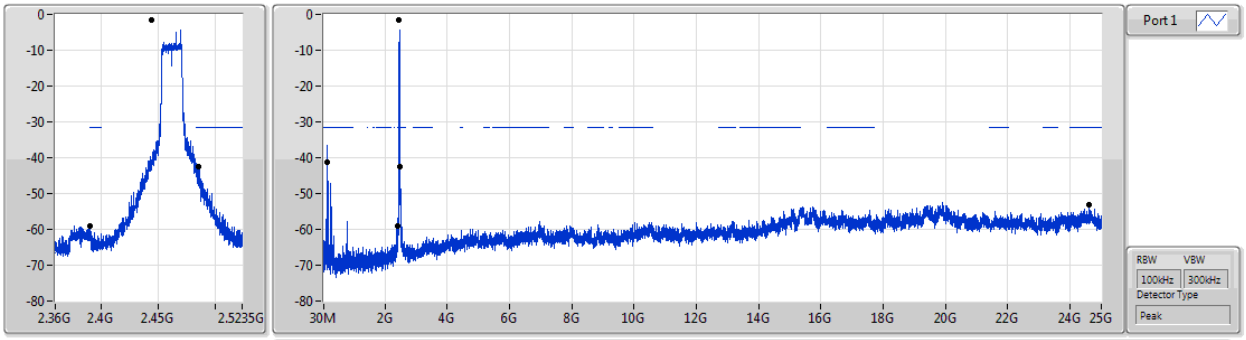

Ref(Hz)	Ref(dBm)	Limit(dBm)	Freq(Hz)	Level(dBm)	Freq(Hz)	Level(dBm)	Freq(Hz)	Level(dBm)	Freq(Hz)	Level(dBm)	Port
2.444422G	-1.43	-31.43	147.665M	-41.20	2.39024G	-59.08	2.48486G	-42.48	24.609471G	-53.07	1

802.11n HT40_Nss1,(MCS0)_1TX **CSE NdB**

2422MHz

31/05/2018

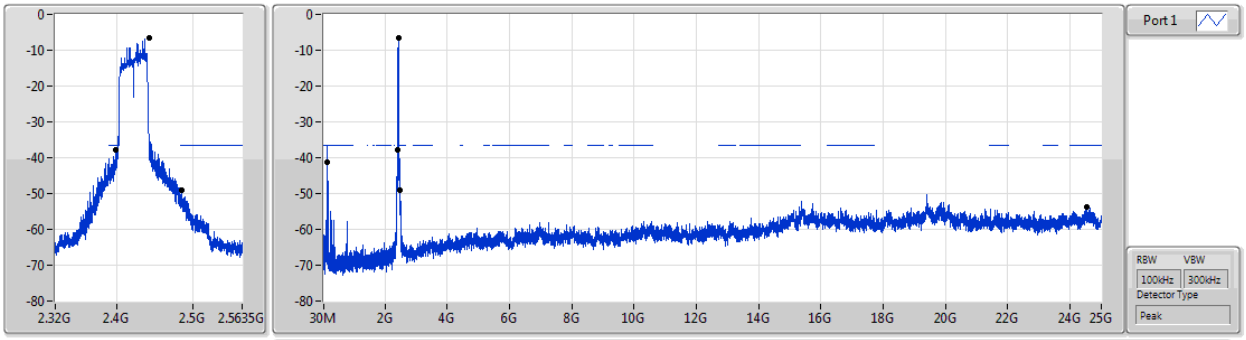

Ref(Hz)	Ref(dBm)	Limit(dBm)	Freq(Hz)	Level(dBm)	Freq(Hz)	Level(dBm)	Freq(Hz)	Level(dBm)	Freq(Hz)	Level(dBm)	Port
2.441917G	-6.54	-36.54	146.79M	-41.28	2.39856G	-37.91	2.48542G	-49.17	24.542856G	-53.71	1

802.11n HT40_Nss1,(MCS0)_1TX **CSE NdB**

2437MHz

31/05/2018

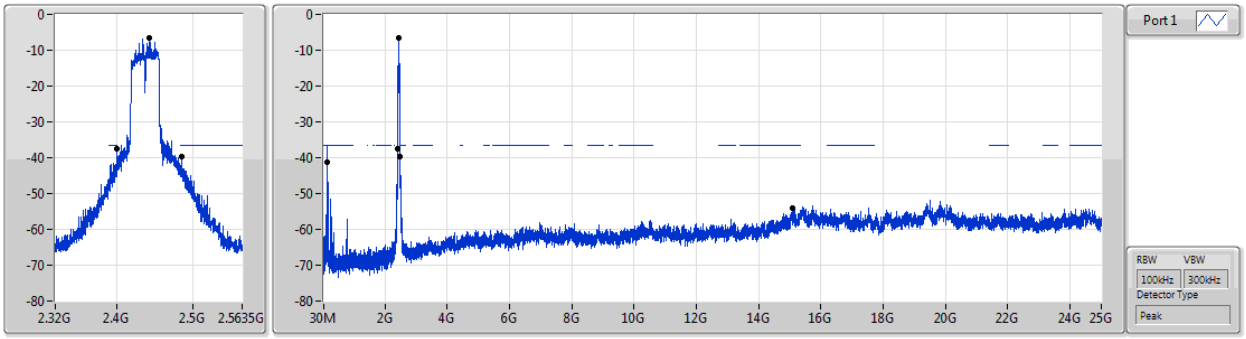

Ref(Hz)	Ref(dBm)	Limit(dBm)	Freq(Hz)	Level(dBm)	Freq(Hz)	Level(dBm)	Freq(Hz)	Level(dBm)	Freq(Hz)	Level(dBm)	Port
2.441917G	-6.54	-36.54	146.79M	-41.14	2.39984G	-37.44	2.48446G	-39.65	15.091481G	-53.94	1

802.11n HT40_Nss1,(MCS0)_1TX **CSE NdB**

2452MHz

31/05/2018

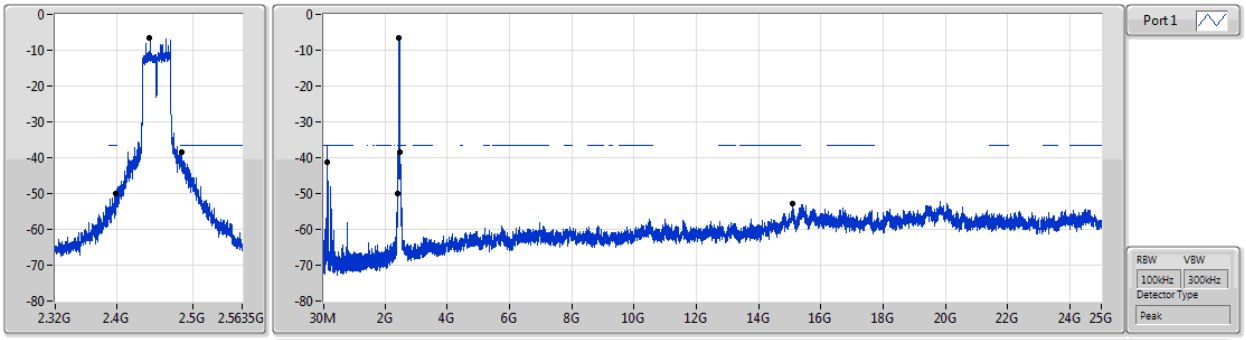

Ref(Hz)	Ref(dBm)	Limit(dBm)	Freq(Hz)	Level(dBm)	Freq(Hz)	Level(dBm)	Freq(Hz)	Level(dBm)	Freq(Hz)	Level(dBm)	Port
2.441917G	-6.54	-36.54	146.79M	-41.30	2.3984G	-49.97	2.48462G	-38.54	15.088676G	-52.83	1

Summary

Mode	Result	Type	Freq (Hz)	Level (dBuV/m)	Limit (dBuV/m)	Margin (dB)	Factor (dB)	Dist (m)	Condition	Azimuth (°)	Height (m)	Comments
2.4-2.4835GHz	-	-	-	-	-	-	-	-	-	-	-	-
802.11n HT40_Nss1,(MCS0)_1TX	Pass	QP	163.86M	42.69	43.50	-0.81	-9.87	3	Vertical	59	1.10	-

Result

Mode	Result	Type	Freq (Hz)	Level (dBuV/m)	Limit (dBuV/m)	Margin (dB)	Factor (dB)	Dist (m)	Condition	Azimuth (°)	Height (m)	Comments
802.11n HT40_Nss1,(MCS0)_1TX	-	-	-	-	-	-	-	-	-	-	-	-
2437MHz	Pass	PK	375.32M	39.50	46.00	-6.50	-4.20	3	Vertical	0	1.00	-
2437MHz	Pass	PK	499.48M	40.35	46.00	-5.65	-1.72	3	Vertical	0	1.00	-
2437MHz	Pass	PK	625.58M	41.39	46.00	-4.61	-0.04	3	Vertical	0	1.00	-
2437MHz	Pass	QP	39.7M	38.44	40.00	-1.56	-7.82	3	Vertical	44	1.20	-
2437MHz	Pass	QP	47.46M	34.45	40.00	-5.55	-11.70	3	Vertical	190	1.65	-
2437MHz	Pass	QP	163.86M	42.69	43.50	-0.81	-9.87	3	Vertical	59	1.10	-
2437MHz	Pass	PK	136.7M	34.72	43.50	-8.78	-8.39	3	Horizontal	360	1.00	-
2437MHz	Pass	PK	161.92M	38.82	43.50	-4.68	-9.92	3	Horizontal	360	1.00	-
2437MHz	Pass	PK	249.22M	37.00	46.00	-9.00	-6.57	3	Horizontal	360	1.00	-
2437MHz	Pass	PK	375.32M	42.57	46.00	-3.43	-4.20	3	Horizontal	360	1.00	-
2437MHz	Pass	PK	499.48M	33.47	46.00	-12.53	-1.72	3	Horizontal	360	1.00	-
2437MHz	Pass	PK	625.58M	41.48	46.00	-4.52	-0.04	3	Horizontal	360	1.00	-

802.11n HT40_Nss1,(MCS0)_1TX

2437MHz_PoE

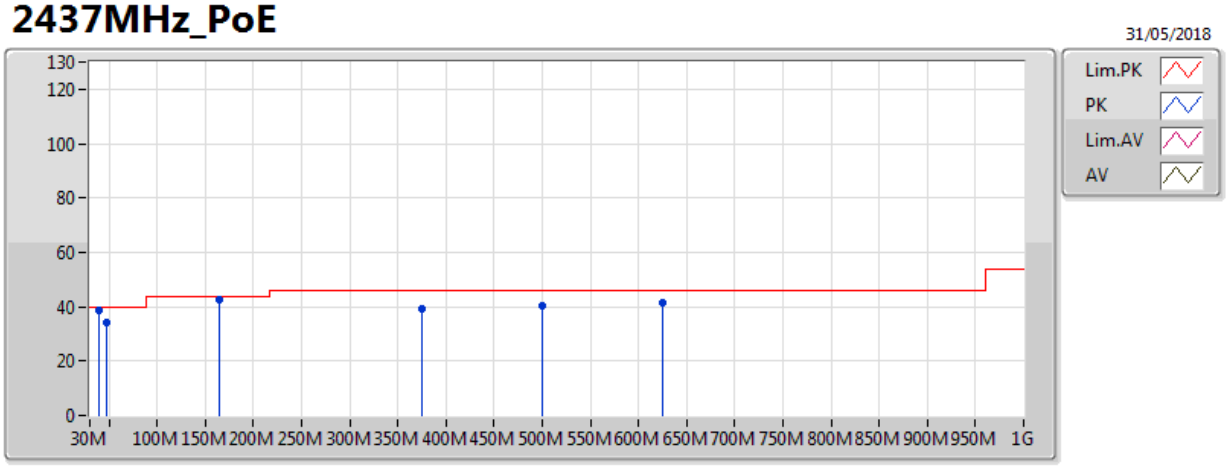

Type	Freq	Level	Limit	Margin	Factor	Dist	Condition	Azimuth	Height	Comments
	(Hz)	(dBuV/m)	(dBuV/m)	(dB)	(dB)	(m)		(°)	(m)	
PK	375.32M	39.50	46.00	-6.50	-4.20	3	Vertical	0	1.00	-
PK	499.48M	40.35	46.00	-5.65	-1.72	3	Vertical	0	1.00	-
PK	625.58M	41.39	46.00	-4.61	-0.04	3	Vertical	0	1.00	-
QP	39.7M	38.44	40.00	-1.56	-7.82	3	Vertical	44	1.20	-
QP	47.46M	34.45	40.00	-5.55	-11.70	3	Vertical	190	1.65	-
QP	163.86M	42.69	43.50	-0.81	-9.87	3	Vertical	59	1.10	-

802.11n HT40_Nss1,(MCS0)_1TX

2437MHz_PoE

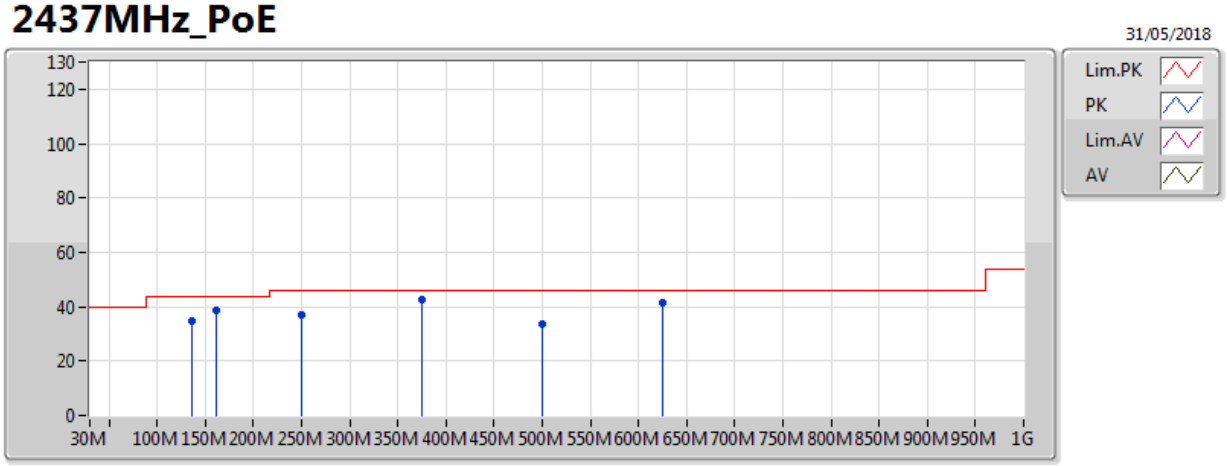

Type	Freq	Level	Limit	Margin	Factor	Dist	Condition	Azimuth	Height	Comments
	(Hz)	(dBuV/m)	(dBuV/m)	(dB)	(dB)	(m)		(°)	(m)	
PK	136.7M	34.72	43.50	-8.78	-8.39	3	Horizontal	360	1.00	-
PK	161.92M	38.82	43.50	-4.68	-9.92	3	Horizontal	360	1.00	-
PK	249.22M	37.00	46.00	-9.00	-6.57	3	Horizontal	360	1.00	-
PK	375.32M	42.57	46.00	-3.43	-4.20	3	Horizontal	360	1.00	-
PK	499.48M	33.47	46.00	-12.53	-1.72	3	Horizontal	360	1.00	-
PK	625.58M	41.48	46.00	-4.52	-0.04	3	Horizontal	360	1.00	-

Summary

Mode	Result	Type	Freq (Hz)	Level (dBuV/m)	Limit (dBuV/m)	Margin (dB)	Factor (dB)	Dist (m)	Condition	Azimuth (°)	Height (m)	Comments
2.4-2.4835GHz	-	-	-	-	-	-	-	-	-	-	-	-
802.11b_Nss1,(1Mbps)_1TX	Pass	AV	2.4876G	53.40	54.00	-0.60	30.71	3	Vertical	227	1.70	-
802.11g_Nss1,(6Mbps)_1TX	Pass	AV	2.389998G	53.89	54.00	-0.11	32.28	3	Vertical	158	1.50	-
802.11n HT20_Nss1,(MCS0)_1TX	Pass	AV	2.389998G	53.79	54.00	-0.21	32.28	3	Vertical	155	1.50	-
802.11n HT40_Nss1,(MCS0)_1TX	Pass	AV	2.3896G	53.80	54.00	-0.20	32.28	3	Vertical	157	1.49	-

Result

Mode	Result	Type	Freq (Hz)	Level (dBuV/m)	Limit (dBuV/m)	Margin (dB)	Factor (dB)	Dist (m)	Condition	Azimuth (°)	Height (m)	Comments
802.11b_Nss1,(1Mbps)_1TX	-	-	-	-	-	-	-	-	-	-	-	-
2412MHz	Pass	AV	2.387G	48.93	54.00	-5.07	30.37	3	Horizontal	19	1.33	-
2412MHz	Pass	AV	2.4128G	102.40	Inf	-Inf	30.45	3	Horizontal	19	1.33	-
2412MHz	Pass	PK	2.3886G	59.31	74.00	-14.69	30.37	3	Horizontal	19	1.33	-
2412MHz	Pass	PK	2.412G	105.07	Inf	-Inf	30.45	3	Horizontal	19	1.33	-
2412MHz	Pass	AV	2.387G	52.91	54.00	-1.09	30.37	3	Vertical	230	1.70	-
2412MHz	Pass	AV	2.4128G	109.03	Inf	-Inf	30.45	3	Vertical	230	1.70	-
2412MHz	Pass	PK	2.3898G	61.71	74.00	-12.29	30.38	3	Vertical	230	1.70	-
2412MHz	Pass	PK	2.412G	111.89	Inf	-Inf	30.45	3	Vertical	230	1.70	-
2412MHz	Pass	AV	4.82398G	35.33	54.00	-18.67	5.83	3	Horizontal	127	2.31	-
2412MHz	Pass	PK	4.82378G	45.83	74.00	-28.17	5.83	3	Horizontal	127	2.31	-
2412MHz	Pass	AV	4.82394G	35.74	54.00	-18.26	5.83	3	Vertical	243	1.30	-
2412MHz	Pass	PK	4.80942G	46.02	74.00	-27.98	5.80	3	Vertical	243	1.30	-
2417MHz	Pass	AV	2.389998G	53.13	54.00	-0.87	32.28	3	Vertical	153	1.50	-
2417MHz	Pass	AV	2.4162G	107.16	Inf	-Inf	32.37	3	Vertical	153	1.50	-
2417MHz	Pass	PK	2.389G	61.78	74.00	-12.22	32.27	3	Vertical	153	1.50	-
2417MHz	Pass	PK	2.418G	111.18	Inf	-Inf	32.37	3	Vertical	153	1.50	-
2417MHz	Pass	AV	2.389998G	49.61	54.00	-4.39	32.28	3	Horizontal	44	1.63	-
2417MHz	Pass	AV	2.4162G	103.57	Inf	-Inf	32.37	3	Horizontal	44	1.63	-
2417MHz	Pass	PK	2.389998G	59.35	74.00	-14.65	32.28	3	Horizontal	44	1.63	-
2422MHz	Pass	AV	2.389998G	46.53	54.00	-7.47	32.28	3	Vertical	155	1.39	-
2422MHz	Pass	AV	2.4228G	107.20	Inf	-Inf	32.39	3	Vertical	155	1.39	-
2422MHz	Pass	PK	2.3822G	58.85	74.00	-15.15	32.25	3	Vertical	155	1.39	-
2422MHz	Pass	PK	2.423G	111.69	Inf	-Inf	32.39	3	Vertical	155	1.39	-
2422MHz	Pass	AV	2.389998G	45.77	54.00	-8.23	32.28	3	Horizontal	38	2.00	-
2422MHz	Pass	AV	2.4228G	103.72	Inf	-Inf	32.39	3	Horizontal	38	2.00	-
2422MHz	Pass	PK	2.3884G	58.18	74.00	-15.82	32.27	3	Horizontal	38	2.00	-
2422MHz	Pass	PK	2.423G	108.16	Inf	-Inf	32.39	3	Horizontal	38	2.00	-
2437MHz	Pass	AV	2.3578G	46.01	54.00	-7.99	30.27	3	Horizontal	10	1.49	-
2437MHz	Pass	AV	2.4378G	103.89	Inf	-Inf	30.54	3	Horizontal	10	1.49	-
2437MHz	Pass	AV	2.4954G	46.84	54.00	-7.16	30.74	3	Horizontal	10	1.49	-
2437MHz	Pass	PK	2.3838G	57.87	74.00	-16.13	30.36	3	Horizontal	10	1.49	-
2437MHz	Pass	PK	2.437G	105.96	Inf	-Inf	30.54	3	Horizontal	10	1.49	-
2437MHz	Pass	PK	2.4842G	58.70	74.00	-15.30	30.69	3	Horizontal	10	1.49	-
2437MHz	Pass	AV	2.3578G	47.55	54.00	-6.45	30.27	3	Vertical	228	1.50	-
2437MHz	Pass	AV	2.4378G	110.05	Inf	-Inf	30.54	3	Vertical	228	1.50	-
2437MHz	Pass	AV	2.4954G	47.40	54.00	-6.60	30.74	3	Vertical	228	1.50	-
2437MHz	Pass	PK	2.357G	58.24	74.00	-15.76	30.27	3	Vertical	228	1.50	-
2437MHz	Pass	PK	2.437G	112.16	Inf	-Inf	30.54	3	Vertical	228	1.50	-
2437MHz	Pass	PK	2.4882G	58.79	74.00	-15.21	30.71	3	Vertical	228	1.50	-
2437MHz	Pass	AV	4.87396G	36.46	54.00	-17.54	5.94	3	Horizontal	126	2.27	-
2437MHz	Pass	PK	4.874G	45.57	74.00	-28.43	5.94	3	Horizontal	126	2.27	-
2437MHz	Pass	AV	4.87394G	39.05	54.00	-14.95	5.94	3	Vertical	246	2.23	-
2437MHz	Pass	PK	4.87418G	46.77	74.00	-27.23	5.94	3	Vertical	246	2.23	-
2447MHz	Pass	AV	2.3678G	47.65	54.00	-6.35	32.19	3	Vertical	155	1.57	-
2447MHz	Pass	AV	2.4478G	107.49	Inf	-Inf	32.48	3	Vertical	155	1.57	-
2447MHz	Pass	AV	2.4838G	51.83	54.00	-2.17	32.61	3	Vertical	155	1.57	-
2447MHz	Pass	PK	2.3698G	58.33	74.00	-15.67	32.20	3	Vertical	155	1.57	-

Mode	Result	Type	Freq (Hz)	Level (dBuV/m)	Limit (dBuV/m)	Margin (dB)	Factor (dB)	Dist (m)	Condition	Azimuth (°)	Height (m)	Comments
2447MHz	Pass	PK	2.4482G	111.77	Inf	-Inf	32.48	3	Vertical	155	1.57	-
2447MHz	Pass	PK	2.4838G	60.81	74.00	-13.19	32.61	3	Vertical	155	1.57	-
2447MHz	Pass	AV	2.3678G	45.84	54.00	-8.16	32.19	3	Horizontal	43	1.96	-
2447MHz	Pass	AV	2.4478G	101.98	Inf	-Inf	32.48	3	Horizontal	43	1.96	-
2447MHz	Pass	AV	2.4838G	47.82	54.00	-6.18	32.61	3	Horizontal	43	1.96	-
2447MHz	Pass	PK	2.3702G	56.91	74.00	-17.09	32.20	3	Horizontal	43	1.96	-
2447MHz	Pass	PK	2.4478G	106.22	Inf	-Inf	32.48	3	Horizontal	43	1.96	-
2447MHz	Pass	PK	2.4838G	59.17	74.00	-14.83	32.61	3	Horizontal	43	1.96	-
2452MHz	Pass	AV	2.4528G	106.59	Inf	-Inf	32.50	3	Vertical	152	1.50	-
2452MHz	Pass	AV	2.4842G	52.73	54.00	-1.27	32.61	3	Vertical	152	1.50	-
2452MHz	Pass	PK	2.453G	110.79	Inf	-Inf	32.50	3	Vertical	152	1.50	-
2452MHz	Pass	PK	2.484G	62.11	74.00	-11.89	32.61	3	Vertical	152	1.50	-
2452MHz	Pass	AV	2.4528G	102.10	Inf	-Inf	32.50	3	Horizontal	44	1.79	-
2452MHz	Pass	AV	2.4842G	49.20	54.00	-4.80	32.61	3	Horizontal	44	1.79	-
2452MHz	Pass	PK	2.453G	106.30	Inf	-Inf	32.50	3	Horizontal	44	1.79	-
2452MHz	Pass	PK	2.489G	59.41	74.00	-14.59	32.63	3	Horizontal	44	1.79	-
2457MHz	Pass	AV	2.4578G	104.84	Inf	-Inf	32.52	3	Vertical	151	1.50	-
2457MHz	Pass	AV	2.483502G	51.99	54.00	-2.01	32.61	3	Vertical	151	1.50	-
2457MHz	Pass	PK	2.458G	109.09	Inf	-Inf	32.52	3	Vertical	151	1.50	-
2457MHz	Pass	PK	2.483502G	60.49	74.00	-13.51	32.61	3	Vertical	151	1.50	-
2457MHz	Pass	AV	2.4562G	99.54	Inf	-Inf	32.51	3	Horizontal	44	2.11	-
2457MHz	Pass	AV	2.483502G	48.49	54.00	-5.51	32.61	3	Horizontal	44	2.11	-
2457MHz	Pass	PK	2.458G	104.01	Inf	-Inf	32.52	3	Horizontal	44	2.11	-
2457MHz	Pass	PK	2.484G	58.76	74.00	-15.24	32.61	3	Horizontal	44	2.11	-
2462MHz	Pass	AV	2.4628G	101.17	Inf	-Inf	30.62	3	Horizontal	10	1.68	-
2462MHz	Pass	AV	2.4876G	49.32	54.00	-4.68	30.71	3	Horizontal	10	1.68	-
2462MHz	Pass	PK	2.462G	103.92	Inf	-Inf	30.62	3	Horizontal	10	1.68	-
2462MHz	Pass	PK	2.4882G	60.31	74.00	-13.69	30.71	3	Horizontal	10	1.68	-
2462MHz	Pass	AV	2.4628G	107.52	Inf	-Inf	30.62	3	Vertical	227	1.70	-
2462MHz	Pass	AV	2.4876G	53.40	54.00	-0.60	30.71	3	Vertical	227	1.70	-
2462MHz	Pass	PK	2.4622G	110.15	Inf	-Inf	30.62	3	Vertical	227	1.70	-
2462MHz	Pass	PK	2.4872G	62.24	74.00	-11.76	30.71	3	Vertical	227	1.70	-
2462MHz	Pass	AV	4.92396G	34.12	54.00	-19.88	6.04	3	Horizontal	165	1.50	-
2462MHz	Pass	AV	7.37334G	38.91	54.00	-15.09	11.30	3	Horizontal	360	1.50	-
2462MHz	Pass	PK	4.92612G	45.81	74.00	-28.19	6.04	3	Horizontal	165	1.50	-
2462MHz	Pass	PK	7.37832G	51.62	74.00	-22.38	11.31	3	Horizontal	360	1.50	-
2462MHz	Pass	AV	4.92398G	36.39	54.00	-17.61	6.04	3	Vertical	225	2.22	-
2462MHz	Pass	AV	7.3622G	38.95	54.00	-15.05	11.26	3	Vertical	204	3.06	-
2462MHz	Pass	PK	4.92404G	45.83	74.00	-28.17	6.04	3	Vertical	225	2.22	-
2462MHz	Pass	PK	7.3679G	51.57	74.00	-22.43	11.28	3	Vertical	204	3.06	-
802.11g_Nss1,(6Mbps)_1TX	-	-	-	-	-	-	-	-	-	-	-	-
2412MHz	Pass	AV	2.389998G	49.16	54.00	-4.84	30.38	3	Horizontal	3	1.53	-
2412MHz	Pass	AV	2.419G	92.22	Inf	-Inf	30.47	3	Horizontal	3	1.53	-
2412MHz	Pass	PK	2.389998G	64.75	74.00	-9.25	30.38	3	Horizontal	3	1.53	-
2412MHz	Pass	PK	2.4184G	100.41	Inf	-Inf	30.47	3	Horizontal	3	1.53	-
2412MHz	Pass	AV	2.389998G	53.68	54.00	-0.32	30.38	3	Vertical	231	1.70	-
2412MHz	Pass	AV	2.419G	99.09	Inf	-Inf	30.47	3	Vertical	231	1.70	-
2412MHz	Pass	PK	2.3884G	72.11	74.00	-1.89	30.37	3	Vertical	231	1.70	-
2412MHz	Pass	PK	2.417G	107.33	Inf	-Inf	30.47	3	Vertical	231	1.70	-

Mode	Result	Type	Freq (Hz)	Level (dBuV/m)	Limit (dBuV/m)	Margin (dB)	Factor (dB)	Dist (m)	Condition	Azimuth (°)	Height (m)	Comments
2412MHz	Pass	AV	4.81182G	33.21	54.00	-20.79	5.80	3	Horizontal	360	1.50	-
2412MHz	Pass	PK	4.81938G	44.78	74.00	-29.22	5.82	3	Horizontal	360	1.50	-
2412MHz	Pass	AV	4.81002G	33.34	54.00	-20.66	5.80	3	Vertical	148	1.50	-
2412MHz	Pass	PK	4.81104G	44.59	74.00	-29.41	5.80	3	Vertical	148	1.50	-
2417MHz	Pass	AV	2.389998G	53.89	54.00	-0.11	32.28	3	Vertical	158	1.50	-
2417MHz	Pass	AV	2.4106G	99.15	Inf	-Inf	32.35	3	Vertical	158	1.50	-
2417MHz	Pass	PK	2.3888G	73.17	74.00	-0.83	32.27	3	Vertical	158	1.50	-
2417MHz	Pass	PK	2.4124G	108.98	Inf	-Inf	32.35	3	Vertical	158	1.50	-
2417MHz	Pass	AV	2.3896G	50.85	54.00	-3.15	32.28	3	Horizontal	42	2.00	-
2417MHz	Pass	AV	2.4216G	94.82	Inf	-Inf	32.39	3	Horizontal	42	2.00	-
2417MHz	Pass	PK	2.3896G	69.12	74.00	-4.88	32.28	3	Horizontal	42	2.00	-
2417MHz	Pass	PK	2.4218G	104.84	Inf	-Inf	32.39	3	Horizontal	42	2.00	-
2422MHz	Pass	AV	2.389998G	51.85	54.00	-2.15	32.28	3	Vertical	155	1.50	-
2422MHz	Pass	AV	2.4158G	99.10	Inf	-Inf	32.37	3	Vertical	155	1.50	-
2422MHz	Pass	PK	2.387G	71.28	74.00	-2.72	32.26	3	Vertical	155	1.50	-
2422MHz	Pass	PK	2.4202G	109.03	Inf	-Inf	32.38	3	Vertical	155	1.50	-
2422MHz	Pass	AV	2.389998G	49.19	54.00	-4.81	32.28	3	Horizontal	41	2.00	-
2422MHz	Pass	AV	2.4208G	95.08	Inf	-Inf	32.38	3	Horizontal	41	2.00	-
2422MHz	Pass	PK	2.3868G	67.15	74.00	-6.85	32.26	3	Horizontal	41	2.00	-
2422MHz	Pass	PK	2.4202G	105.42	Inf	-Inf	32.38	3	Horizontal	41	2.00	-
2437MHz	Pass	AV	2.3898G	50.10	54.00	-3.90	30.38	3	Vertical	228	1.51	-
2437MHz	Pass	AV	2.4398G	102.63	Inf	-Inf	30.55	3	Vertical	228	1.51	-
2437MHz	Pass	AV	2.483502G	52.22	54.00	-1.78	30.69	3	Vertical	228	1.51	-
2437MHz	Pass	PK	2.3898G	66.50	74.00	-7.50	30.38	3	Vertical	228	1.51	-
2437MHz	Pass	PK	2.4418G	111.31	Inf	-Inf	30.55	3	Vertical	228	1.51	-
2437MHz	Pass	PK	2.483502G	68.79	74.00	-5.21	30.69	3	Vertical	228	1.51	-
2437MHz	Pass	AV	2.3898G	46.92	54.00	-7.08	30.38	3	Horizontal	9	1.50	-
2437MHz	Pass	AV	2.4438G	96.53	Inf	-Inf	30.56	3	Horizontal	9	1.50	-
2437MHz	Pass	AV	2.483502G	49.08	54.00	-4.92	30.69	3	Horizontal	9	1.50	-
2437MHz	Pass	PK	2.3898G	59.79	74.00	-14.21	30.38	3	Horizontal	9	1.50	-
2437MHz	Pass	PK	2.4418G	104.99	Inf	-Inf	30.55	3	Horizontal	9	1.50	-
2437MHz	Pass	PK	2.483502G	64.25	74.00	-9.75	30.69	3	Horizontal	9	1.50	-
2437MHz	Pass	AV	4.884G	33.73	54.00	-20.27	5.96	3	Vertical	47	1.40	-
2437MHz	Pass	AV	7.3236G	39.54	54.00	-14.46	11.16	3	Vertical	86	2.03	-
2437MHz	Pass	PK	4.87312G	42.92	74.00	-31.08	5.93	3	Vertical	47	1.40	-
2437MHz	Pass	PK	7.31622G	53.14	74.00	-20.86	11.14	3	Vertical	86	2.03	-
2437MHz	Pass	AV	4.88114G	34.38	54.00	-19.62	5.95	3	Horizontal	176	2.01	-
2437MHz	Pass	AV	7.32228G	39.57	54.00	-14.43	11.15	3	Horizontal	233	1.49	-
2437MHz	Pass	PK	4.88534G	47.19	74.00	-26.81	5.96	3	Horizontal	176	2.01	-
2437MHz	Pass	PK	7.31244G	50.63	74.00	-23.37	11.12	3	Horizontal	233	1.49	-
2442MHz	Pass	AV	2.3692G	49.37	54.00	-4.63	32.20	3	Vertical	156	1.58	-
2442MHz	Pass	AV	2.4488G	100.44	Inf	-Inf	32.49	3	Vertical	156	1.58	-
2442MHz	Pass	AV	2.483502G	52.23	54.00	-1.77	32.61	3	Vertical	156	1.58	-
2442MHz	Pass	PK	2.3688G	61.06	74.00	-12.94	32.20	3	Vertical	156	1.58	-
2442MHz	Pass	PK	2.448G	109.85	Inf	-Inf	32.48	3	Vertical	156	1.58	-
2442MHz	Pass	PK	2.4848G	71.16	74.00	-2.84	32.61	3	Vertical	156	1.58	-
2442MHz	Pass	AV	2.368G	46.28	54.00	-7.72	32.19	3	Horizontal	134	1.50	-
2442MHz	Pass	AV	2.436G	93.61	Inf	-Inf	32.44	3	Horizontal	134	1.50	-
2442MHz	Pass	AV	2.483502G	48.15	54.00	-5.85	32.61	3	Horizontal	134	1.50	-

Mode	Result	Type	Freq (Hz)	Level (dBuV/m)	Limit (dBuV/m)	Margin (dB)	Factor (dB)	Dist (m)	Condition	Azimuth (°)	Height (m)	Comments
2442MHz	Pass	PK	2.3848G	57.23	74.00	-16.77	32.25	3	Horizontal	134	1.50	-
2442MHz	Pass	PK	2.4356G	103.62	Inf	-Inf	32.44	3	Horizontal	134	1.50	-
2442MHz	Pass	PK	2.4852G	64.17	74.00	-9.83	32.61	3	Horizontal	134	1.50	-
2447MHz	Pass	AV	2.3738G	48.68	54.00	-5.32	32.22	3	Vertical	149	1.49	-
2447MHz	Pass	AV	2.4538G	99.31	Inf	-Inf	32.50	3	Vertical	149	1.49	-
2447MHz	Pass	AV	2.483502G	53.87	54.00	-0.13	32.61	3	Vertical	149	1.49	-
2447MHz	Pass	PK	2.389G	60.49	74.00	-13.51	32.27	3	Vertical	149	1.49	-
2447MHz	Pass	PK	2.449G	108.19	Inf	-Inf	32.49	3	Vertical	149	1.49	-
2447MHz	Pass	PK	2.483502G	70.61	74.00	-3.39	32.61	3	Vertical	149	1.49	-
2447MHz	Pass	AV	2.3738G	47.02	54.00	-6.98	32.22	3	Horizontal	43	1.97	-
2447MHz	Pass	AV	2.4538G	95.35	Inf	-Inf	32.50	3	Horizontal	43	1.97	-
2447MHz	Pass	AV	2.4838G	49.89	54.00	-4.11	32.61	3	Horizontal	43	1.97	-
2447MHz	Pass	PK	2.3702G	57.87	74.00	-16.13	32.20	3	Horizontal	43	1.97	-
2447MHz	Pass	PK	2.4522G	104.45	Inf	-Inf	32.50	3	Horizontal	43	1.97	-
2447MHz	Pass	PK	2.4898G	65.70	74.00	-8.30	32.64	3	Horizontal	43	1.97	-
2452MHz	Pass	AV	2.4588G	97.75	Inf	-Inf	32.52	3	Vertical	150	1.50	-
2452MHz	Pass	AV	2.483502G	53.23	54.00	-0.77	32.61	3	Vertical	150	1.50	-
2452MHz	Pass	PK	2.4544G	107.48	Inf	-Inf	32.51	3	Vertical	150	1.50	-
2452MHz	Pass	PK	2.485G	70.45	74.00	-3.55	32.61	3	Vertical	150	1.50	-
2452MHz	Pass	AV	2.459G	93.44	Inf	-Inf	32.52	3	Horizontal	44	1.97	-
2452MHz	Pass	AV	2.483502G	49.63	54.00	-4.37	32.61	3	Horizontal	44	1.97	-
2452MHz	Pass	PK	2.4544G	102.84	Inf	-Inf	32.51	3	Horizontal	44	1.97	-
2452MHz	Pass	PK	2.4854G	65.83	74.00	-8.17	32.61	3	Horizontal	44	1.97	-
2457MHz	Pass	AV	2.4586G	96.17	Inf	-Inf	32.52	3	Vertical	150	1.50	-
2457MHz	Pass	AV	2.483502G	53.89	54.00	-0.11	32.61	3	Vertical	150	1.50	-
2457MHz	Pass	PK	2.4602G	105.56	Inf	-Inf	32.53	3	Vertical	150	1.50	-
2457MHz	Pass	PK	2.483502G	68.80	74.00	-5.20	32.61	3	Vertical	150	1.50	-
2457MHz	Pass	AV	2.464G	92.94	Inf	-Inf	32.54	3	Horizontal	45	1.99	-
2457MHz	Pass	AV	2.4836G	50.41	54.00	-3.59	32.61	3	Horizontal	45	1.99	-
2457MHz	Pass	PK	2.4634G	102.07	Inf	-Inf	32.54	3	Horizontal	45	1.99	-
2457MHz	Pass	PK	2.483502G	64.89	74.00	-9.11	32.61	3	Horizontal	45	1.99	-
2462MHz	Pass	AV	2.455G	89.37	Inf	-Inf	32.51	3	Horizontal	298	1.95	-
2462MHz	Pass	AV	2.483502G	48.47	54.00	-5.53	32.61	3	Horizontal	298	1.95	-
2462MHz	Pass	PK	2.4634G	99.37	Inf	-Inf	32.54	3	Horizontal	298	1.95	-
2462MHz	Pass	PK	2.4838G	65.46	74.00	-8.54	32.61	3	Horizontal	298	1.95	-
2462MHz	Pass	AV	2.455G	94.61	Inf	-Inf	32.51	3	Vertical	48	1.61	-
2462MHz	Pass	AV	2.483502G	53.23	54.00	-0.77	32.61	3	Vertical	48	1.61	-
2462MHz	Pass	PK	2.4636G	104.24	Inf	-Inf	32.54	3	Vertical	48	1.61	-
2462MHz	Pass	PK	2.4838G	72.27	74.00	-1.73	32.61	3	Vertical	48	1.61	-
2462MHz	Pass	AV	4.9129G	32.33	54.00	-21.67	3.23	3	Horizontal	227	1.50	-
2462MHz	Pass	AV	7.38618G	38.89	54.00	-15.11	9.60	3	Horizontal	297	1.50	-
2462MHz	Pass	PK	4.91962G	45.42	74.00	-28.58	3.24	3	Horizontal	227	1.50	-
2462MHz	Pass	PK	7.38576G	52.01	74.00	-21.99	9.60	3	Horizontal	297	1.50	-
2462MHz	Pass	AV	4.9225G	32.38	54.00	-21.62	3.25	3	Vertical	355	1.50	-
2462MHz	Pass	AV	7.3881G	38.76	54.00	-15.24	9.61	3	Vertical	43	2.42	-
2462MHz	Pass	PK	4.91014G	46.27	74.00	-27.73	3.22	3	Vertical	355	1.50	-
2462MHz	Pass	PK	7.38318G	52.45	74.00	-21.55	9.59	3	Vertical	43	2.42	-
802.11n HT20_Nss1,(MCS0)_1TX	-	-	-	-	-	-	-	-	-	-	-	-
2412MHz	Pass	AV	2.389998G	49.34	54.00	-4.66	32.28	3	Horizontal	234	1.02	-

Mode	Result	Type	Freq (Hz)	Level (dBuV/m)	Limit (dBuV/m)	Margin (dB)	Factor (dB)	Dist (m)	Condition	Azimuth (°)	Height (m)	Comments
2412MHz	Pass	AV	2.4058G	90.99	Inf	-Inf	32.33	3	Horizontal	234	1.02	-
2412MHz	Pass	PK	2.389998G	67.60	74.00	-6.40	32.28	3	Horizontal	234	1.02	-
2412MHz	Pass	PK	2.4046G	102.05	Inf	-Inf	32.33	3	Horizontal	234	1.02	-
2412MHz	Pass	AV	2.389998G	52.78	54.00	-1.22	32.28	3	Vertical	88	1.59	-
2412MHz	Pass	AV	2.405G	94.74	Inf	-Inf	32.33	3	Vertical	88	1.59	-
2412MHz	Pass	PK	2.3898G	72.72	74.00	-1.28	32.28	3	Vertical	88	1.59	-
2412MHz	Pass	PK	2.4046G	105.97	Inf	-Inf	32.33	3	Vertical	88	1.59	-
2412MHz	Pass	AV	4.82748G	31.29	54.00	-22.71	3.04	3	Horizontal	46	1.50	-
2412MHz	Pass	PK	4.82898G	45.02	74.00	-28.98	3.04	3	Horizontal	46	1.50	-
2412MHz	Pass	AV	4.81248G	31.34	54.00	-22.66	3.01	3	Vertical	120	1.50	-
2412MHz	Pass	PK	4.81332G	45.72	74.00	-28.28	3.01	3	Vertical	120	1.50	-
2417MHz	Pass	AV	2.389998G	53.79	54.00	-0.21	32.28	3	Vertical	155	1.50	-
2417MHz	Pass	AV	2.4108G	97.01	Inf	-Inf	32.35	3	Vertical	155	1.50	-
2417MHz	Pass	PK	2.389G	71.58	74.00	-2.42	32.27	3	Vertical	155	1.50	-
2417MHz	Pass	PK	2.4098G	107.73	Inf	-Inf	32.35	3	Vertical	155	1.50	-
2417MHz	Pass	AV	2.389998G	51.50	54.00	-2.50	32.28	3	Horizontal	42	2.01	-
2417MHz	Pass	AV	2.4242G	93.78	Inf	-Inf	32.40	3	Horizontal	42	2.01	-
2417MHz	Pass	PK	2.3896G	68.69	74.00	-5.31	32.28	3	Horizontal	42	2.01	-
2417MHz	Pass	PK	2.424G	104.70	Inf	-Inf	32.40	3	Horizontal	42	2.01	-
2422MHz	Pass	AV	2.389998G	52.03	54.00	-1.97	32.28	3	Vertical	157	1.49	-
2422MHz	Pass	AV	2.4152G	97.41	Inf	-Inf	32.36	3	Vertical	157	1.49	-
2422MHz	Pass	PK	2.3894G	69.72	74.00	-4.28	32.27	3	Vertical	157	1.49	-
2422MHz	Pass	PK	2.4198G	107.94	Inf	-Inf	32.38	3	Vertical	157	1.49	-
2422MHz	Pass	AV	2.389998G	49.73	54.00	-4.27	32.28	3	Horizontal	41	2.01	-
2422MHz	Pass	AV	2.4244G	94.43	Inf	-Inf	32.40	3	Horizontal	41	2.01	-
2422MHz	Pass	PK	2.3886G	66.14	74.00	-7.86	32.27	3	Horizontal	41	2.01	-
2422MHz	Pass	PK	2.4212G	105.16	Inf	-Inf	32.39	3	Horizontal	41	2.01	-
2437MHz	Pass	AV	2.3898G	48.62	54.00	-5.38	32.28	3	Vertical	156	1.64	-
2437MHz	Pass	AV	2.439G	99.42	Inf	-Inf	32.45	3	Vertical	156	1.64	-
2437MHz	Pass	AV	2.483502G	52.44	54.00	-1.56	32.61	3	Vertical	156	1.64	-
2437MHz	Pass	PK	2.3882G	68.74	74.00	-5.26	32.27	3	Vertical	156	1.64	-
2437MHz	Pass	PK	2.4398G	110.59	Inf	-Inf	32.45	3	Vertical	156	1.64	-
2437MHz	Pass	PK	2.4838G	72.24	74.00	-1.76	32.61	3	Vertical	156	1.64	-
2437MHz	Pass	AV	2.3898G	46.22	54.00	-7.78	32.28	3	Horizontal	138	1.50	-
2437MHz	Pass	AV	2.4294G	92.83	Inf	-Inf	32.42	3	Horizontal	138	1.50	-
2437MHz	Pass	AV	2.483502G	47.88	54.00	-6.12	32.61	3	Horizontal	138	1.50	-
2437MHz	Pass	PK	2.3886G	63.28	74.00	-10.72	32.27	3	Horizontal	138	1.50	-
2437MHz	Pass	PK	2.4302G	104.09	Inf	-Inf	32.42	3	Horizontal	138	1.50	-
2437MHz	Pass	PK	2.483502G	64.39	74.00	-9.61	32.61	3	Horizontal	138	1.50	-
2437MHz	Pass	AV	4.88372G	31.57	54.00	-22.43	3.16	3	Vertical	157	1.50	-
2437MHz	Pass	AV	7.32492G	37.77	54.00	-16.23	9.35	3	Vertical	163	1.50	-
2437MHz	Pass	PK	4.88252G	45.65	74.00	-28.35	3.16	3	Vertical	157	1.50	-
2437MHz	Pass	PK	7.3215G	51.99	74.00	-22.01	9.34	3	Vertical	163	1.50	-
2437MHz	Pass	AV	4.8836G	31.33	54.00	-22.67	3.16	3	Horizontal	168	2.83	-
2437MHz	Pass	AV	7.32468G	37.64	54.00	-16.36	9.35	3	Horizontal	341	1.50	-
2437MHz	Pass	PK	4.8764G	45.45	74.00	-28.55	3.15	3	Horizontal	168	2.83	-
2437MHz	Pass	PK	7.31514G	51.58	74.00	-22.42	9.31	3	Horizontal	341	1.50	-
2442MHz	Pass	AV	2.3692G	48.74	54.00	-5.26	32.20	3	Vertical	156	1.57	-
2442MHz	Pass	AV	2.4488G	98.91	Inf	-Inf	32.49	3	Vertical	156	1.57	-

RSE TX above 1GHz Result

Mode	Result	Type	Freq (Hz)	Level (dBuV/m)	Limit (dBuV/m)	Margin (dB)	Factor (dB)	Dist (m)	Condition	Azimuth (°)	Height (m)	Comments
2442MHz	Pass	AV	2.483502G	52.66	54.00	-1.34	32.61	3	Vertical	156	1.57	-
2442MHz	Pass	PK	2.3876G	63.21	74.00	-10.79	32.27	3	Vertical	156	1.57	-
2442MHz	Pass	PK	2.4492G	109.39	Inf	-Inf	32.49	3	Vertical	156	1.57	-
2442MHz	Pass	PK	2.4868G	70.11	74.00	-3.89	32.62	3	Vertical	156	1.57	-
2442MHz	Pass	AV	2.3688G	45.91	54.00	-8.09	32.20	3	Horizontal	138	1.55	-
2442MHz	Pass	AV	2.4412G	92.61	Inf	-Inf	32.46	3	Horizontal	138	1.55	-
2442MHz	Pass	AV	2.483502G	48.68	54.00	-5.32	32.61	3	Horizontal	138	1.55	-
2442MHz	Pass	PK	2.389998G	57.66	74.00	-16.34	32.28	3	Horizontal	138	1.55	-
2442MHz	Pass	PK	2.4408G	103.55	Inf	-Inf	32.46	3	Horizontal	138	1.55	-
2442MHz	Pass	PK	2.484G	64.44	74.00	-9.56	32.61	3	Horizontal	138	1.55	-
2447MHz	Pass	AV	2.3738G	48.26	54.00	-5.74	32.22	3	Vertical	152	1.55	-
2447MHz	Pass	AV	2.4534G	97.57	Inf	-Inf	32.50	3	Vertical	152	1.55	-
2447MHz	Pass	AV	2.483502G	53.17	54.00	-0.83	32.61	3	Vertical	152	1.55	-
2447MHz	Pass	PK	2.3742G	59.47	74.00	-14.53	32.22	3	Vertical	152	1.55	-
2447MHz	Pass	PK	2.4462G	108.02	Inf	-Inf	32.48	3	Vertical	152	1.55	-
2447MHz	Pass	PK	2.4846G	69.82	74.00	-4.18	32.61	3	Vertical	152	1.55	-
2447MHz	Pass	AV	2.3738G	46.49	54.00	-7.51	32.22	3	Horizontal	44	1.96	-
2447MHz	Pass	AV	2.455G	92.96	Inf	-Inf	32.51	3	Horizontal	44	1.96	-
2447MHz	Pass	AV	2.483502G	49.62	54.00	-4.38	32.61	3	Horizontal	44	1.96	-
2447MHz	Pass	PK	2.3742G	57.41	74.00	-16.59	32.22	3	Horizontal	44	1.96	-
2447MHz	Pass	PK	2.4542G	103.90	Inf	-Inf	32.51	3	Horizontal	44	1.96	-
2447MHz	Pass	PK	2.4842G	65.12	74.00	-8.88	32.61	3	Horizontal	44	1.96	-
2452MHz	Pass	AV	2.4542G	95.98	Inf	-Inf	32.51	3	Vertical	150	1.49	-
2452MHz	Pass	AV	2.483502G	53.22	54.00	-0.78	32.61	3	Vertical	150	1.49	-
2452MHz	Pass	PK	2.4592G	106.78	Inf	-Inf	32.52	3	Vertical	150	1.49	-
2452MHz	Pass	PK	2.4838G	69.37	74.00	-4.63	32.61	3	Vertical	150	1.49	-
2452MHz	Pass	AV	2.4584G	89.84	Inf	-Inf	32.52	3	Horizontal	215	1.50	-
2452MHz	Pass	AV	2.483502G	48.00	54.00	-6.00	32.61	3	Horizontal	215	1.50	-
2452MHz	Pass	PK	2.4592G	100.40	Inf	-Inf	32.52	3	Horizontal	215	1.50	-
2452MHz	Pass	PK	2.484G	62.06	74.00	-11.94	32.61	3	Horizontal	215	1.50	-
2457MHz	Pass	AV	2.4588G	94.83	Inf	-Inf	32.52	3	Vertical	151	1.49	-
2457MHz	Pass	AV	2.483502G	53.71	54.00	-0.29	32.61	3	Vertical	151	1.49	-
2457MHz	Pass	PK	2.456G	105.45	Inf	-Inf	32.51	3	Vertical	151	1.49	-
2457MHz	Pass	PK	2.4852G	68.75	74.00	-5.25	32.61	3	Vertical	151	1.49	-
2457MHz	Pass	AV	2.4632G	89.30	Inf	-Inf	32.54	3	Horizontal	215	1.49	-
2457MHz	Pass	AV	2.483502G	48.40	54.00	-5.60	32.61	3	Horizontal	215	1.49	-
2457MHz	Pass	PK	2.4608G	99.68	Inf	-Inf	32.53	3	Horizontal	215	1.49	-
2457MHz	Pass	PK	2.483502G	62.55	74.00	-11.45	32.61	3	Horizontal	215	1.49	-
2462MHz	Pass	AV	2.3828G	46.77	54.00	-7.23	32.25	3	Vertical	150	1.50	-
2462MHz	Pass	AV	2.4548G	93.05	Inf	-Inf	32.51	3	Vertical	150	1.50	-
2462MHz	Pass	AV	2.483502G	52.86	54.00	-1.14	32.61	3	Vertical	150	1.50	-
2462MHz	Pass	PK	2.3872G	58.65	74.00	-15.35	32.26	3	Vertical	150	1.50	-
2462MHz	Pass	PK	2.4692G	104.56	Inf	-Inf	32.56	3	Vertical	150	1.50	-
2462MHz	Pass	PK	2.4852G	71.10	74.00	-2.90	32.61	3	Vertical	150	1.50	-
2462MHz	Pass	AV	2.3884G	46.08	54.00	-7.92	32.27	3	Horizontal	45	2.01	-
2462MHz	Pass	AV	2.464G	89.97	Inf	-Inf	32.54	3	Horizontal	45	2.01	-
2462MHz	Pass	AV	2.483502G	49.86	54.00	-4.14	32.61	3	Horizontal	45	2.01	-
2462MHz	Pass	PK	2.3872G	57.75	74.00	-16.25	32.26	3	Horizontal	45	2.01	-
2462MHz	Pass	PK	2.4692G	101.44	Inf	-Inf	32.56	3	Horizontal	45	2.01	-

Mode	Result	Type	Freq (Hz)	Level (dBuV/m)	Limit (dBuV/m)	Margin (dB)	Factor (dB)	Dist (m)	Condition	Azimuth (°)	Height (m)	Comments
2462MHz	Pass	PK	2.4852G	66.89	74.00	-7.11	32.61	3	Horizontal	45	2.01	-
2462MHz	Pass	AV	4.91464G	31.56	54.00	-22.44	3.23	3	Vertical	360	1.83	-
2462MHz	Pass	AV	7.38798G	38.17	54.00	-15.83	9.61	3	Vertical	274	1.83	-
2462MHz	Pass	PK	4.92394G	45.56	74.00	-28.44	3.25	3	Vertical	360	1.83	-
2462MHz	Pass	PK	7.3815G	52.63	74.00	-21.37	9.58	3	Vertical	274	1.83	-
2462MHz	Pass	AV	4.91176G	31.54	54.00	-22.46	3.22	3	Horizontal	0	1.83	-
2462MHz	Pass	AV	7.38804G	38.03	54.00	-15.97	9.61	3	Horizontal	211	1.50	-
2462MHz	Pass	PK	4.93054G	45.90	74.00	-28.10	3.26	3	Horizontal	0	1.83	-
2462MHz	Pass	PK	7.39656G	52.08	74.00	-21.92	9.65	3	Horizontal	211	1.50	-
802.11n HT40_Nss1,(MCS0)_1TX	-	-	-	-	-	-	-	-	-	-	-	-
2422MHz	Pass	AV	2.3896G	53.80	54.00	-0.20	32.28	3	Vertical	157	1.49	-
2422MHz	Pass	AV	2.4084G	90.55	Inf	-Inf	32.34	3	Vertical	157	1.49	-
2422MHz	Pass	AV	2.484G	47.80	54.00	-6.20	32.61	3	Vertical	157	1.49	-
2422MHz	Pass	PK	2.3896G	71.27	74.00	-2.73	32.28	3	Vertical	157	1.49	-
2422MHz	Pass	PK	2.4188G	102.27	Inf	-Inf	32.38	3	Vertical	157	1.49	-
2422MHz	Pass	PK	2.4844G	63.29	74.00	-10.71	32.61	3	Vertical	157	1.49	-
2422MHz	Pass	PK	2.3876G	65.63	74.00	-8.37	32.27	3	Horizontal	137	1.49	-
2422MHz	Pass	AV	2.389998G	49.57	54.00	-4.43	32.28	3	Horizontal	137	1.49	-
2422MHz	Pass	PK	2.4316G	98.02	Inf	-Inf	32.42	3	Horizontal	137	1.49	-
2422MHz	Pass	AV	2.43G	85.65	Inf	-Inf	32.42	3	Horizontal	137	1.49	-
2422MHz	Pass	PK	2.4872G	59.25	74.00	-14.75	32.62	3	Horizontal	137	1.49	-
2422MHz	Pass	AV	2.4844G	46.22	54.00	-7.78	32.61	3	Horizontal	137	1.49	-
2422MHz	Pass	AV	4.8473G	31.67	54.00	-22.33	3.08	3	Vertical	320	1.75	-
2422MHz	Pass	AV	7.251G	37.97	54.00	-16.03	9.04	3	Vertical	255	1.84	-
2422MHz	Pass	PK	4.84214G	44.35	74.00	-29.65	3.07	3	Vertical	320	1.75	-
2422MHz	Pass	PK	7.27428G	51.19	74.00	-22.81	9.14	3	Vertical	255	1.84	-
2422MHz	Pass	AV	4.859G	31.39	54.00	-22.61	3.11	3	Horizontal	162	2.07	-
2422MHz	Pass	AV	7.25214G	37.94	54.00	-16.06	9.04	3	Horizontal	103	1.69	-
2422MHz	Pass	PK	4.85402G	44.28	74.00	-29.72	3.10	3	Horizontal	162	2.07	-
2422MHz	Pass	PK	7.26522G	48.83	74.00	-25.17	9.10	3	Horizontal	103	1.69	-
2437MHz	Pass	AV	2.3898G	50.15	54.00	-3.85	32.28	3	Vertical	151	1.49	-
2437MHz	Pass	AV	2.4514G	91.24	Inf	-Inf	32.50	3	Vertical	151	1.49	-
2437MHz	Pass	AV	2.483502G	53.42	54.00	-0.58	32.61	3	Vertical	151	1.49	-
2437MHz	Pass	PK	2.3846G	65.45	74.00	-8.55	32.25	3	Vertical	151	1.49	-
2437MHz	Pass	PK	2.4466G	103.82	Inf	-Inf	32.48	3	Vertical	151	1.49	-
2437MHz	Pass	PK	2.485G	70.61	74.00	-3.39	32.61	3	Vertical	151	1.49	-
2437MHz	Pass	AV	2.3898G	47.38	54.00	-6.62	32.28	3	Horizontal	138	1.50	-
2437MHz	Pass	AV	2.4322G	85.74	Inf	-Inf	32.43	3	Horizontal	138	1.50	-
2437MHz	Pass	AV	2.483502G	48.88	54.00	-5.12	32.61	3	Horizontal	138	1.50	-
2437MHz	Pass	PK	2.3846G	61.18	74.00	-12.82	32.25	3	Horizontal	138	1.50	-
2437MHz	Pass	PK	2.4338G	97.45	Inf	-Inf	32.43	3	Horizontal	138	1.50	-
2437MHz	Pass	PK	2.485G	64.71	74.00	-9.29	32.61	3	Horizontal	138	1.50	-
2437MHz	Pass	AV	4.88558G	31.54	54.00	-22.46	3.17	3	Vertical	360	1.50	-
2437MHz	Pass	AV	7.32582G	37.85	54.00	-16.15	9.36	3	Vertical	139	1.50	-
2437MHz	Pass	PK	4.87166G	45.64	74.00	-28.36	3.14	3	Vertical	360	1.50	-
2437MHz	Pass	PK	7.32222G	51.33	74.00	-22.67	9.34	3	Vertical	139	1.50	-
2437MHz	Pass	AV	4.88522G	31.47	54.00	-22.53	3.17	3	Horizontal	360	1.50	-
2437MHz	Pass	AV	7.32354G	37.77	54.00	-16.23	9.35	3	Horizontal	318	1.73	-
2437MHz	Pass	PK	4.87976G	45.19	74.00	-28.81	3.16	3	Horizontal	360	1.50	-

Mode	Result	Type	Freq (Hz)	Level (dBuV/m)	Limit (dBuV/m)	Margin (dB)	Factor (dB)	Dist (m)	Condition	Azimuth (°)	Height (m)	Comments
2437MHz	Pass	PK	7.32504G	52.66	74.00	-21.34	9.35	3	Horizontal	318	1.73	-
2442MHz	Pass	AV	2.389998G	47.71	54.00	-6.29	32.28	3	Vertical	151	1.55	-
2442MHz	Pass	AV	2.4548G	91.47	Inf	-Inf	32.51	3	Vertical	151	1.55	-
2442MHz	Pass	AV	2.483502G	51.05	54.00	-2.95	32.61	3	Vertical	151	1.55	-
2442MHz	Pass	PK	2.3848G	61.79	74.00	-12.21	32.25	3	Vertical	151	1.55	-
2442MHz	Pass	PK	2.4528G	102.69	Inf	-Inf	32.50	3	Vertical	151	1.55	-
2442MHz	Pass	PK	2.484G	66.43	74.00	-7.57	32.61	3	Vertical	151	1.55	-
2442MHz	Pass	AV	2.389998G	46.65	54.00	-7.35	32.28	3	Horizontal	41	2.00	-
2442MHz	Pass	AV	2.4272G	87.43	Inf	-Inf	32.41	3	Horizontal	41	2.00	-
2442MHz	Pass	AV	2.483502G	47.52	54.00	-6.48	32.61	3	Horizontal	41	2.00	-
2442MHz	Pass	PK	2.3844G	58.89	74.00	-15.11	32.25	3	Horizontal	41	2.00	-
2442MHz	Pass	PK	2.4344G	98.05	Inf	-Inf	32.43	3	Horizontal	41	2.00	-
2442MHz	Pass	PK	2.484G	60.54	74.00	-13.46	32.61	3	Horizontal	41	2.00	-
2447MHz	Pass	AV	2.3898G	47.03	54.00	-6.97	32.28	3	Vertical	150	1.50	-
2447MHz	Pass	AV	2.455G	91.15	Inf	-Inf	32.51	3	Vertical	150	1.50	-
2447MHz	Pass	AV	2.483502G	52.92	54.00	-1.08	32.61	3	Vertical	150	1.50	-
2447MHz	Pass	PK	2.3894G	61.26	74.00	-12.74	32.27	3	Vertical	150	1.50	-
2447MHz	Pass	PK	2.4578G	102.26	Inf	-Inf	32.52	3	Vertical	150	1.50	-
2447MHz	Pass	PK	2.4842G	68.72	74.00	-5.28	32.61	3	Vertical	150	1.50	-
2447MHz	Pass	AV	2.3898G	46.13	54.00	-7.87	32.28	3	Horizontal	41	1.95	-
2447MHz	Pass	AV	2.4546G	87.32	Inf	-Inf	32.51	3	Horizontal	41	1.95	-
2447MHz	Pass	AV	2.483502G	49.26	54.00	-4.74	32.61	3	Horizontal	41	1.95	-
2447MHz	Pass	PK	2.3898G	59.12	74.00	-14.88	32.28	3	Horizontal	41	1.95	-
2447MHz	Pass	PK	2.4578G	98.03	Inf	-Inf	32.52	3	Horizontal	41	1.95	-
2447MHz	Pass	PK	2.4842G	63.64	74.00	-10.36	32.61	3	Horizontal	41	1.95	-
2452MHz	Pass	AV	2.3816G	46.48	54.00	-7.52	32.25	3	Vertical	150	1.49	-
2452MHz	Pass	AV	2.4632G	90.15	Inf	-Inf	32.54	3	Vertical	150	1.49	-
2452MHz	Pass	AV	2.483502G	53.14	54.00	-0.86	32.61	3	Vertical	150	1.49	-
2452MHz	Pass	PK	2.3856G	60.05	74.00	-13.95	32.26	3	Vertical	150	1.49	-
2452MHz	Pass	PK	2.4616G	102.93	Inf	-Inf	32.53	3	Vertical	150	1.49	-
2452MHz	Pass	PK	2.486G	69.99	74.00	-4.01	32.62	3	Vertical	150	1.49	-
2452MHz	Pass	AV	2.389998G	45.85	54.00	-8.15	32.28	3	Horizontal	43	1.98	-
2452MHz	Pass	AV	2.4652G	86.09	Inf	-Inf	32.54	3	Horizontal	43	1.98	-
2452MHz	Pass	AV	2.484G	49.45	54.00	-4.55	32.61	3	Horizontal	43	1.98	-
2452MHz	Pass	PK	2.384G	57.95	74.00	-16.05	32.25	3	Horizontal	43	1.98	-
2452MHz	Pass	PK	2.4616G	98.54	Inf	-Inf	32.53	3	Horizontal	43	1.98	-
2452MHz	Pass	PK	2.4844G	66.47	74.00	-7.53	32.61	3	Horizontal	43	1.98	-
2452MHz	Pass	AV	4.90868G	31.87	54.00	-22.13	3.22	3	Vertical	0	1.50	-
2452MHz	Pass	AV	7.36932G	37.95	54.00	-16.05	9.53	3	Vertical	360	1.50	-
2452MHz	Pass	PK	4.90664G	45.57	74.00	-28.43	3.21	3	Vertical	0	1.50	-
2452MHz	Pass	PK	7.3602G	52.05	74.00	-21.95	9.50	3	Vertical	360	1.50	-
2452MHz	Pass	AV	4.91288G	31.83	54.00	-22.17	3.23	3	Horizontal	360	1.50	-
2452MHz	Pass	AV	7.36818G	37.87	54.00	-16.13	9.53	3	Horizontal	0	1.50	-
2452MHz	Pass	PK	4.90568G	45.78	74.00	-28.22	3.21	3	Horizontal	360	1.50	-
2452MHz	Pass	PK	7.34532G	52.23	74.00	-21.77	9.44	3	Horizontal	0	1.50	-

802.11b_Nss1,(1Mbps)_1TX

2412MHz_TX

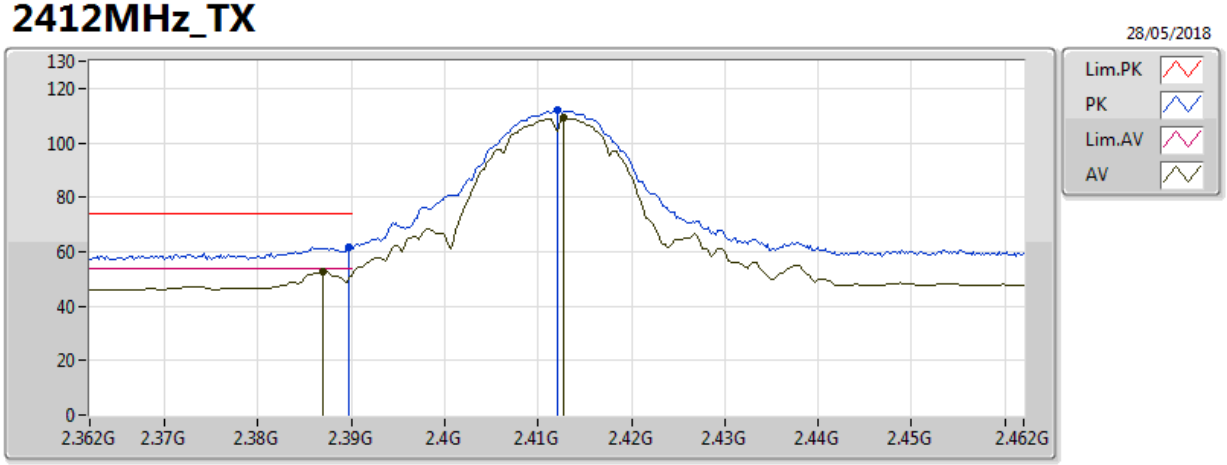

Type	Freq	Level	Limit	Margin	Factor	Dist	Condition	Azimuth	Height	Comments	Raw	AF	CL	PA
	(Hz)	(dBuV/m)	(dBuV/m)	(dB)	(dB)	(m)		(°)	(m)		(dBuV)	(dB)	(dB)	(dB)
AV	2.387G	52.91	54.00	-1.09	30.37	3	Vertical	230	1.70	-	22.54	27.13	3.24	-
AV	2.4128G	109.03	Inf	-Inf	30.45	3	Vertical	230	1.70	-	78.58	27.19	3.26	-
PK	2.3898G	61.71	74.00	-12.29	30.38	3	Vertical	230	1.70	-	31.33	27.14	3.24	-
PK	2.412G	111.89	Inf	-Inf	30.45	3	Vertical	230	1.70	-	81.44	27.19	3.26	-

802.11b_Nss1,(1Mbps)_1TX

2412MHz_TX

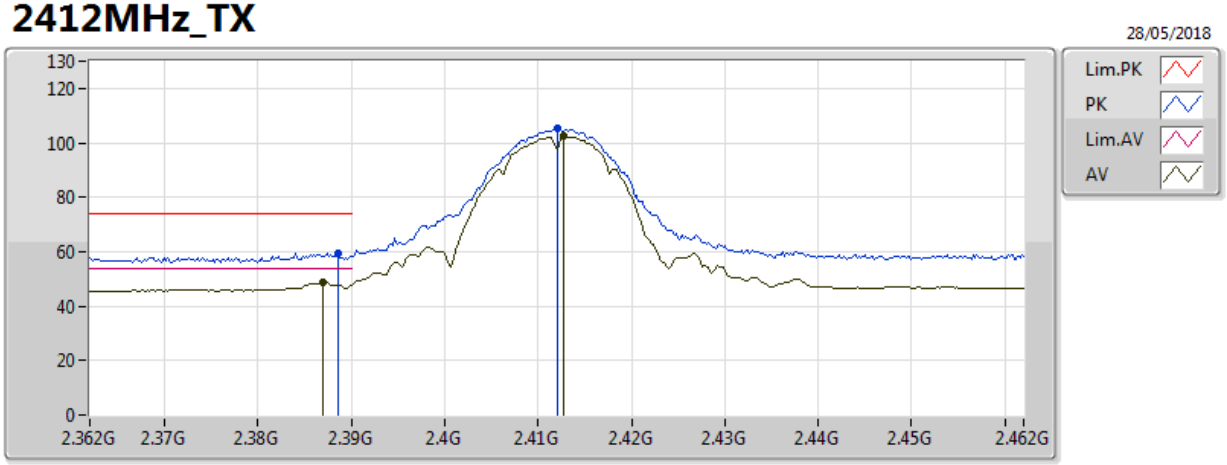

Type	Freq	Level	Limit	Margin	Factor	Dist	Condition	Azimuth	Height	Comments	Raw	AF	CL	PA
	(Hz)	(dBuV/m)	(dBuV/m)	(dB)	(dB)	(m)		(°)	(m)		(dBuV)	(dB)	(dB)	(dB)
AV	2.387G	48.93	54.00	-5.07	30.37	3	Horizontal	19	1.33	-	18.56	27.13	3.24	-
AV	2.4128G	102.40	Inf	-Inf	30.45	3	Horizontal	19	1.33	-	71.95	27.19	3.26	-
PK	2.3886G	59.31	74.00	-14.69	30.37	3	Horizontal	19	1.33	-	28.94	27.13	3.24	-
PK	2.412G	105.07	Inf	-Inf	30.45	3	Horizontal	19	1.33	-	74.62	27.19	3.26	-

802.11b_Nss1,(1Mbps)_1TX

2412MHz_TX

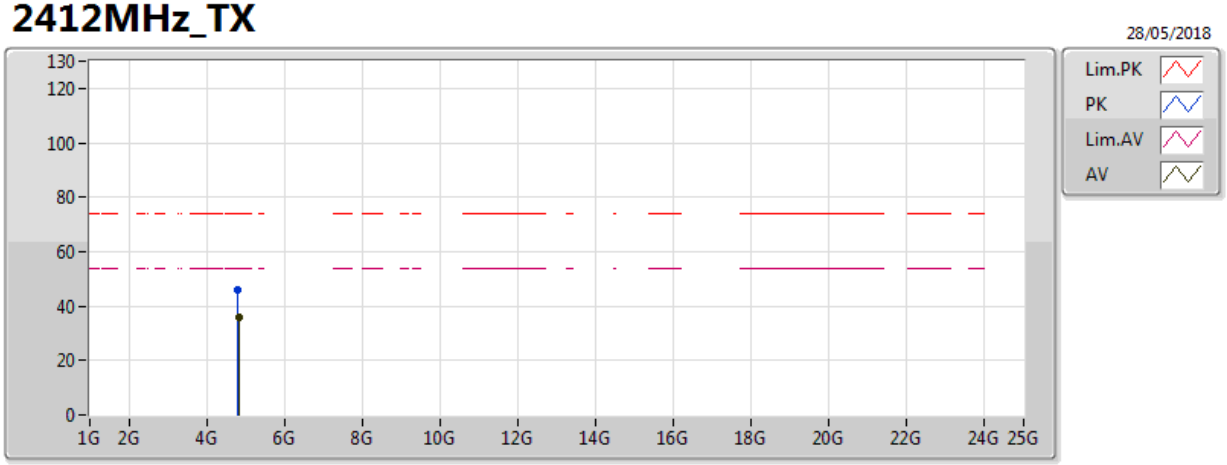

Type	Freq	Level	Limit	Margin	Factor	Dist	Condition	Azimuth	Height	Comments	Raw	AF	CL	PA
	(Hz)	(dBuV/m)	(dBuV/m)	(dB)	(dB)	(m)		(°)	(m)		(dBuV)	(dB)	(dB)	(dB)
AV	4.82394G	35.74	54.00	-18.26	5.83	3	Vertical	243	1.30	-	29.91	31.15	4.52	29.85
PK	4.80942G	46.02	74.00	-27.98	5.80	3	Vertical	243	1.30	-	40.22	31.13	4.51	29.85

802.11b_Nss1,(1Mbps)_1TX

2412MHz_TX

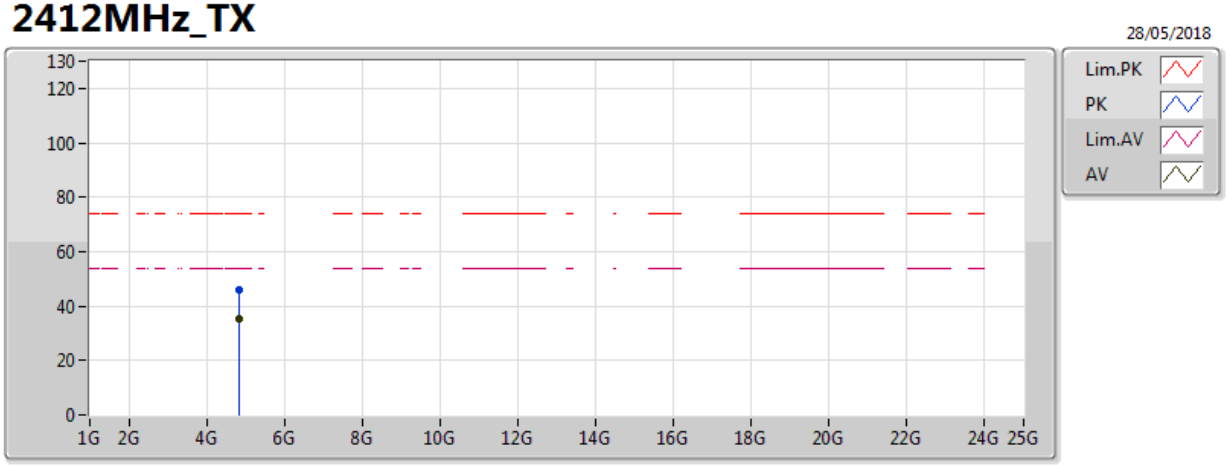

Type	Freq	Level	Limit	Margin	Factor	Dist	Condition	Azimuth	Height	Comments	Raw	AF	CL	PA
	(Hz)	(dBuV/m)	(dBuV/m)	(dB)	(dB)	(m)		(°)	(m)		(dBuV)	(dB)	(dB)	(dB)
AV	4.82398G	35.33	54.00	-18.67	5.83	3	Horizontal	127	2.31	-	29.50	31.15	4.52	29.85
PK	4.82378G	45.83	74.00	-28.17	5.83	3	Horizontal	127	2.31	-	40.00	31.15	4.52	29.85

802.11b_Nss1,(1Mbps)_1TX

2417MHz_TX

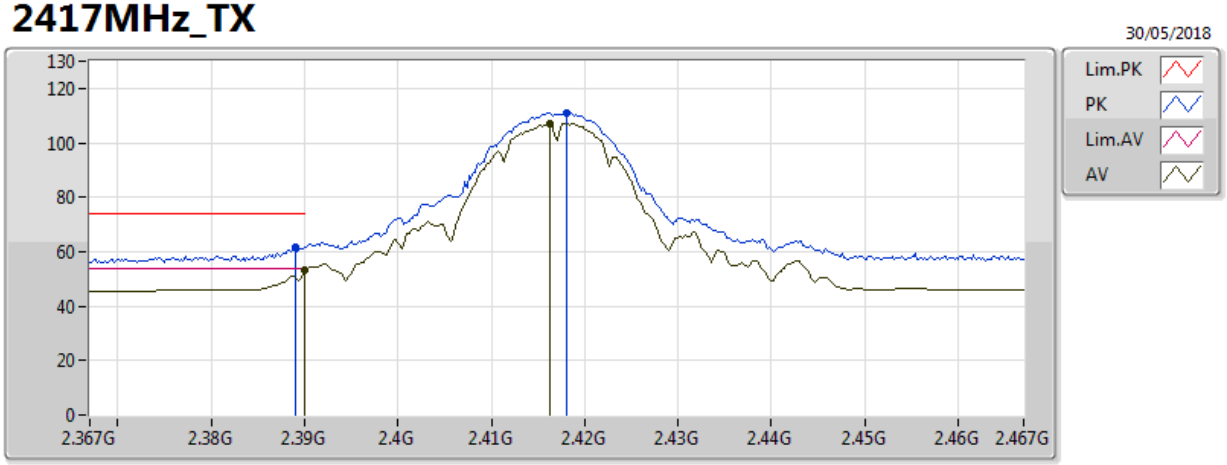

Type	Freq	Level	Limit	Margin	Factor	Dist	Condition	Azimuth	Height	Comments
	(Hz)	(dBuV/m)	(dBuV/m)	(dB)	(dB)	(m)		(°)	(m)	
AV	2.389998G	53.13	54.00	-0.87	32.28	3	Vertical	153	1.50	-
AV	2.4162G	107.16	Inf	-Inf	32.37	3	Vertical	153	1.50	-
PK	2.389G	61.78	74.00	-12.22	32.27	3	Vertical	153	1.50	-
PK	2.418G	111.18	Inf	-Inf	32.37	3	Vertical	153	1.50	-

802.11b_Nss1,(1Mbps)_1TX

2417MHz_TX

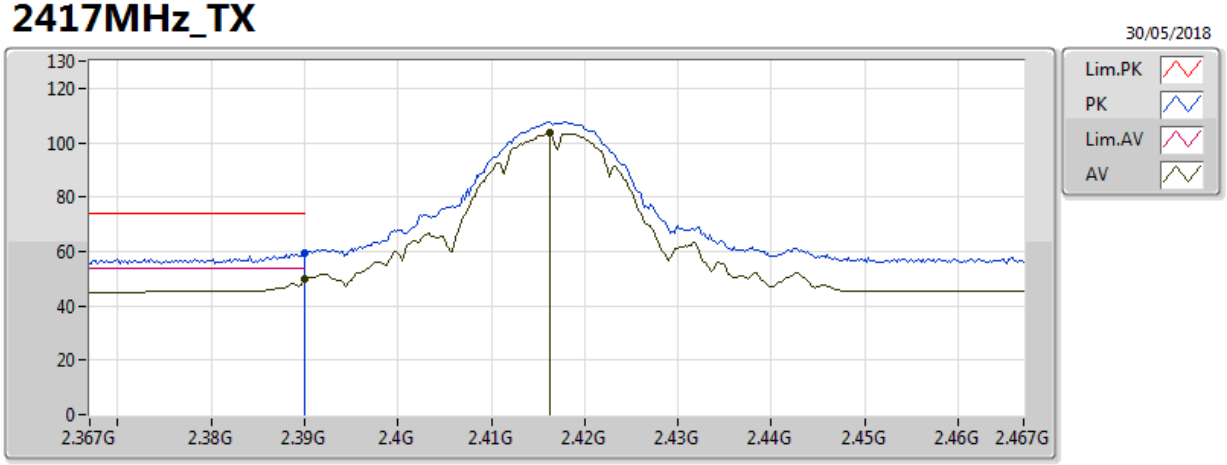

Type	Freq	Level	Limit	Margin	Factor	Dist	Condition	Azimuth	Height	Comments
	(Hz)	(dBuV/m)	(dBuV/m)	(dB)	(dB)	(m)		(°)	(m)	
AV	2.389998G	49.61	54.00	-4.39	32.28	3	Horizontal	44	1.63	-
AV	2.4162G	103.57	Inf	-Inf	32.37	3	Horizontal	44	1.63	-
PK	2.389998G	59.35	74.00	-14.65	32.28	3	Horizontal	44	1.63	-

802.11b_Nss1,(1Mbps)_1TX

2422MHz_TX

30/05/2018

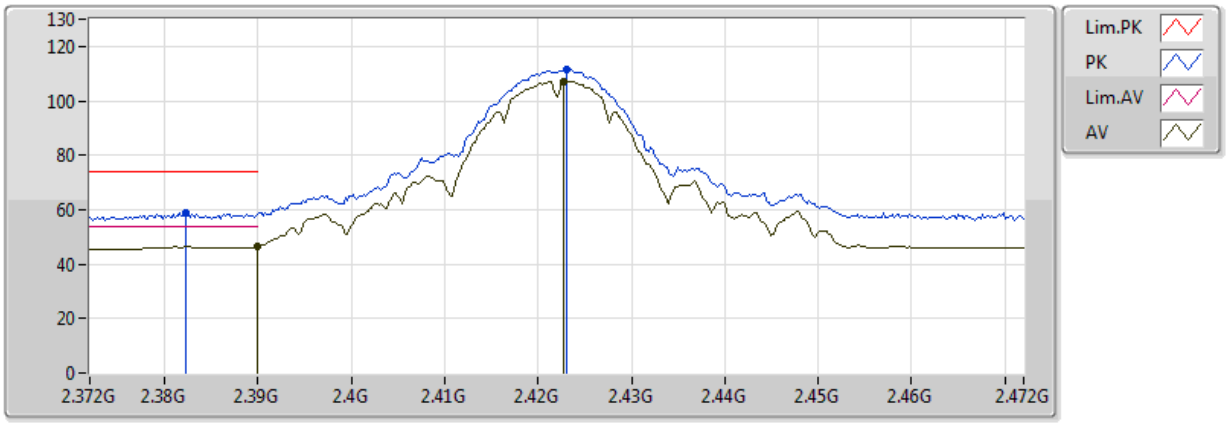

Type	Freq	Level	Limit	Margin	Factor	Dist	Condition	Azimuth	Height	Comments
	(Hz)	(dBuV/m)	(dBuV/m)	(dB)	(dB)	(m)		(°)	(m)	
AV	2.389998G	46.53	54.00	-7.47	32.28	3	Vertical	155	1.39	-
AV	2.4228G	107.20	Inf	-Inf	32.39	3	Vertical	155	1.39	-
PK	2.3822G	58.85	74.00	-15.15	32.25	3	Vertical	155	1.39	-
PK	2.423G	111.69	Inf	-Inf	32.39	3	Vertical	155	1.39	-

802.11b_Nss1,(1Mbps)_1TX

2422MHz_TX

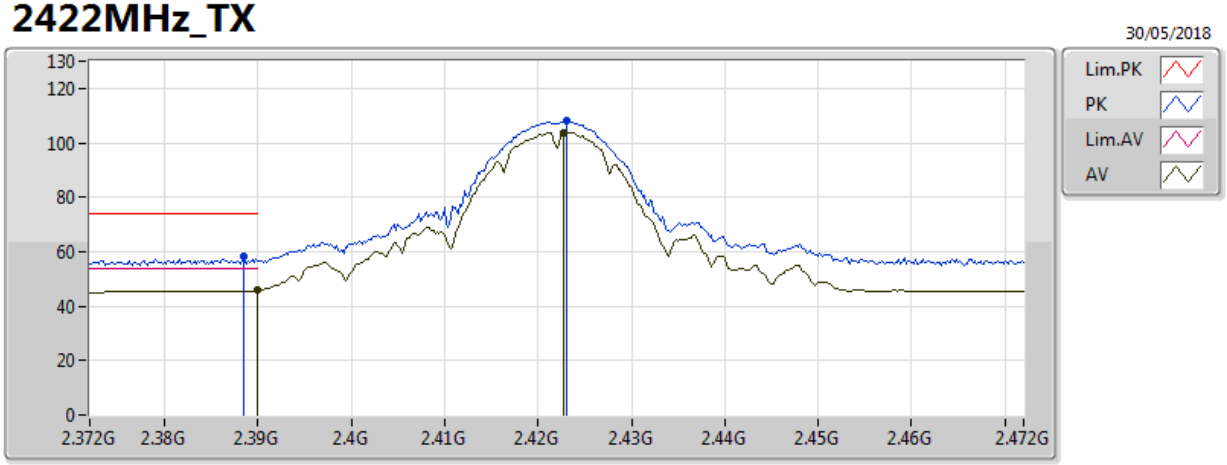

Type	Freq	Level	Limit	Margin	Factor	Dist	Condition	Azimuth	Height	Comments
	(Hz)	(dBuV/m)	(dBuV/m)	(dB)	(dB)	(m)		(°)	(m)	
AV	2.389998G	45.77	54.00	-8.23	32.28	3	Horizontal	38	2.00	-
AV	2.4228G	103.72	Inf	-Inf	32.39	3	Horizontal	38	2.00	-
PK	2.3884G	58.18	74.00	-15.82	32.27	3	Horizontal	38	2.00	-
PK	2.423G	108.16	Inf	-Inf	32.39	3	Horizontal	38	2.00	-

802.11b_Nss1,(1Mbps)_1TX

2437MHz_TX

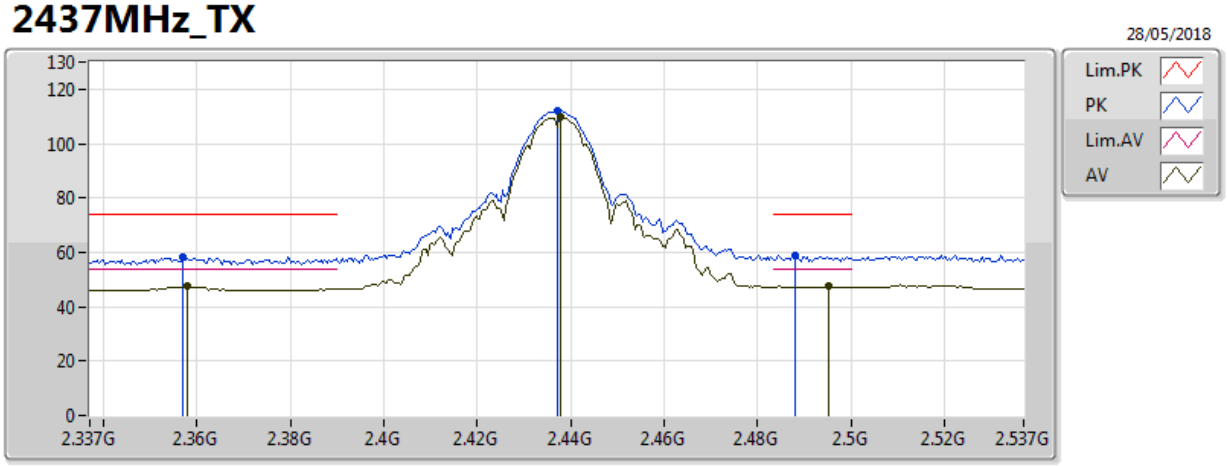

Type	Freq	Level	Limit	Margin	Factor	Dist	Condition	Azimuth	Height	Comments	Raw	AF	CL	PA
	(Hz)	(dBuV/m)	(dBuV/m)	(dB)	(dB)	(m)		(°)	(m)		(dBuV)	(dB)	(dB)	(dB)
AV	2.3578G	47.55	54.00	-6.45	30.27	3	Vertical	228	1.50	-	17.28	27.06	3.21	-
AV	2.4378G	110.05	Inf	-Inf	30.54	3	Vertical	228	1.50	-	79.51	27.25	3.29	-
AV	2.4954G	47.40	54.00	-6.60	30.74	3	Vertical	228	1.50	-	16.66	27.39	3.35	-
PK	2.357G	58.24	74.00	-15.76	30.27	3	Vertical	228	1.50	-	27.97	27.06	3.21	-
PK	2.437G	112.16	Inf	-Inf	30.54	3	Vertical	228	1.50	-	81.62	27.25	3.29	-
PK	2.4882G	58.79	74.00	-15.21	30.71	3	Vertical	228	1.50	-	28.08	27.37	3.34	-

802.11b_Nss1,(1Mbps)_1TX

2437MHz_TX

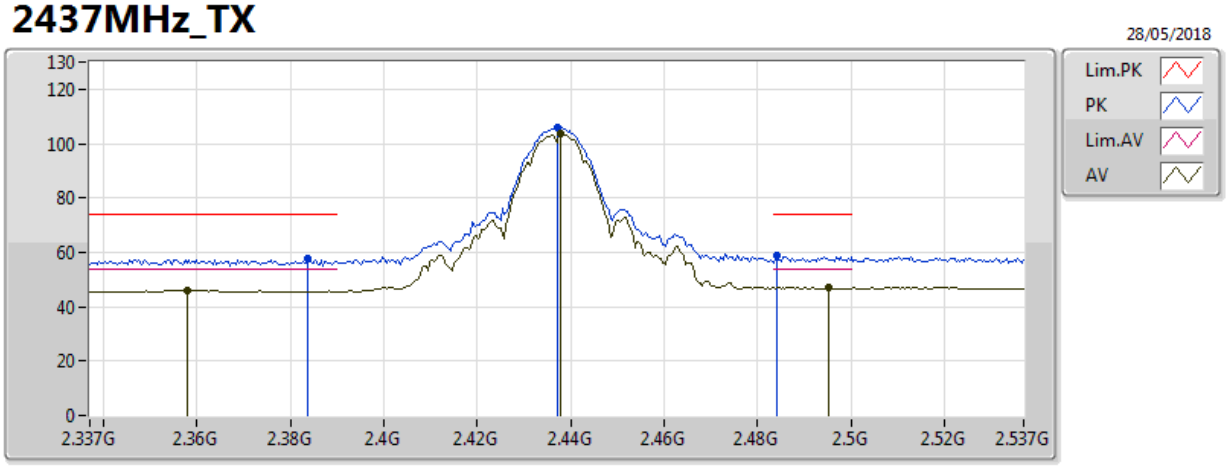

Type	Freq	Level	Limit	Margin	Factor	Dist	Condition	Azimuth	Height	Comments	Raw	AF	CL	PA
	(Hz)	(dBuV/m)	(dBuV/m)	(dB)	(dB)	(m)		(°)	(m)		(dBuV)	(dB)	(dB)	(dB)
AV	2.3578G	46.01	54.00	-7.99	30.27	3	Horizontal	10	1.49	-	15.74	27.06	3.21	-
AV	2.4378G	103.89	Inf	-Inf	30.54	3	Horizontal	10	1.49	-	73.35	27.25	3.29	-
AV	2.4954G	46.84	54.00	-7.16	30.74	3	Horizontal	10	1.49	-	16.10	27.39	3.35	-
PK	2.3838G	57.87	74.00	-16.13	30.36	3	Horizontal	10	1.49	-	27.51	27.12	3.24	-
PK	2.437G	105.96	Inf	-Inf	30.54	3	Horizontal	10	1.49	-	75.42	27.25	3.29	-
PK	2.4842G	58.70	74.00	-15.30	30.69	3	Horizontal	10	1.49	-	28.01	27.36	3.33	-

802.11b_Nss1,(1Mbps)_1TX

2437MHz_TX

28/05/2018

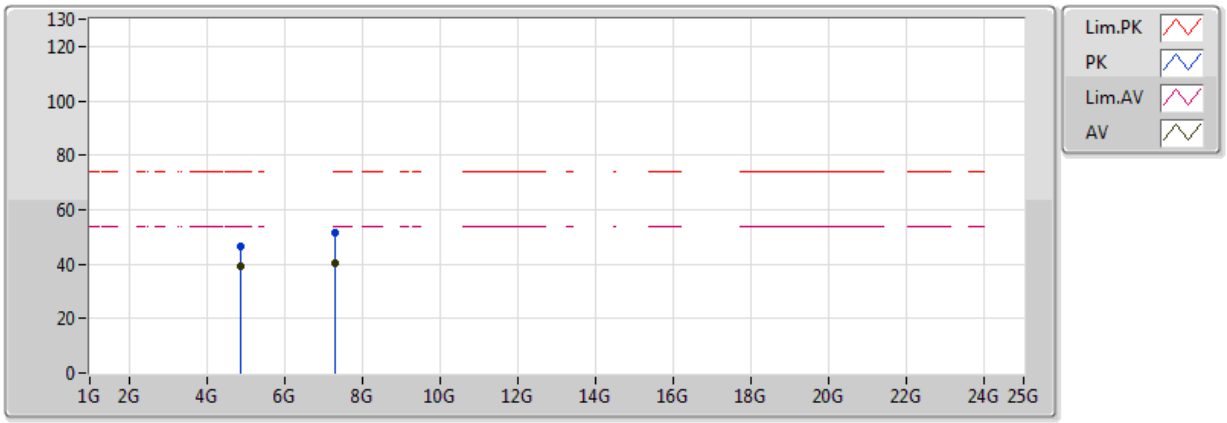

Type	Freq	Level	Limit	Margin	Factor	Dist	Condition	Azimuth	Height	Comments	Raw	AF	CL	PA
	(Hz)	(dBuV/m)	(dBuV/m)	(dB)	(dB)	(m)		(°)	(m)		(dBuV)	(dB)	(dB)	(dB)
AV	4.87394G	39.05	54.00	-14.95	5.94	3	Vertical	246	2.23	-	33.11	31.22	4.55	29.84
AV	7.31172G	40.10	54.00	-13.90	11.12	3	Vertical	197	1.98	-	28.98	35.81	6.11	30.80
PK	4.87418G	46.77	74.00	-27.23	5.94	3	Vertical	246	2.23	-	40.83	31.22	4.55	29.84
PK	7.30902G	51.67	74.00	-22.33	11.12	3	Vertical	197	1.98	-	40.55	35.80	6.11	30.80

802.11b_Nss1,(1Mbps)_1TX

2437MHz_TX

28/05/2018

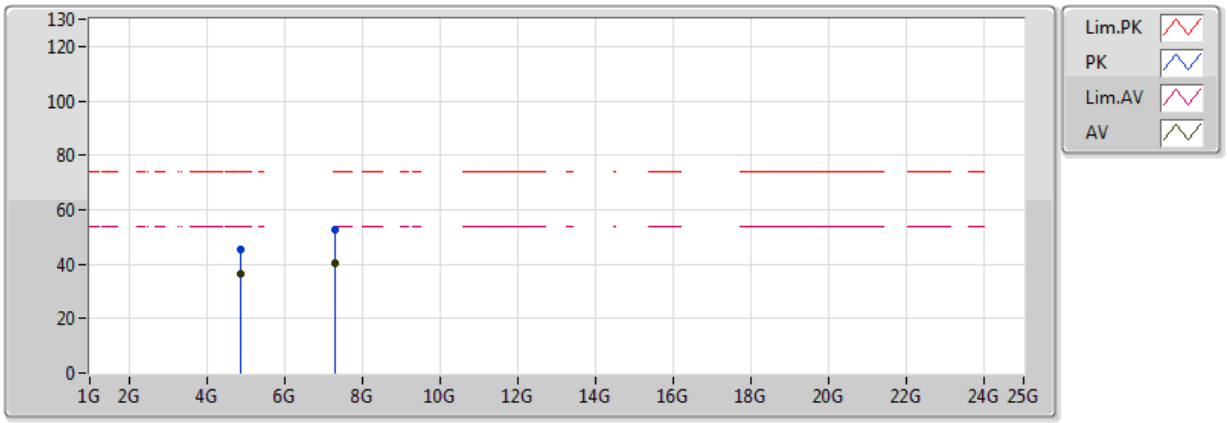

Type	Freq	Level	Limit	Margin	Factor	Dist	Condition	Azimuth	Height	Comments	Raw	AF	CL	PA
	(Hz)	(dBuV/m)	(dBuV/m)	(dB)	(dB)	(m)		(°)	(m)		(dBuV)	(dB)	(dB)	(dB)
AV	4.87396G	36.46	54.00	-17.54	5.94	3	Horizontal	126	2.27	-	30.52	31.22	4.55	29.84
AV	7.31164G	40.10	54.00	-13.90	11.12	3	Horizontal	220	1.04	-	28.98	35.81	6.11	30.80
PK	4.874G	45.57	74.00	-28.43	5.94	3	Horizontal	126	2.27	-	39.63	31.22	4.55	29.84
PK	7.30956G	52.44	74.00	-21.56	11.12	3	Horizontal	220	1.04	-	41.32	35.80	6.11	30.80

802.11b_Nss1,(1Mbps)_1TX

2447MHz_TX

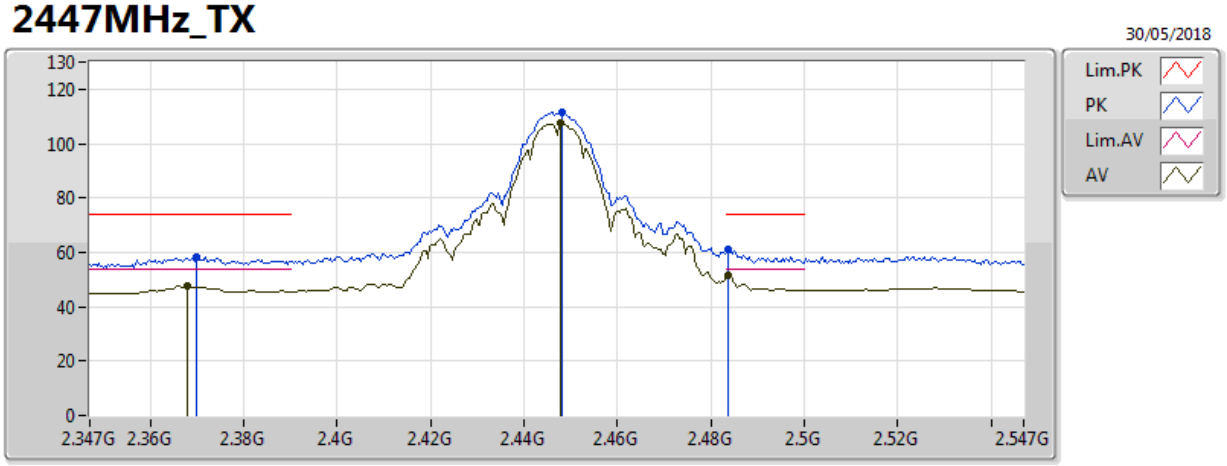

Type	Freq	Level	Limit	Margin	Factor	Dist	Condition	Azimuth	Height	Comments
	(Hz)	(dBuV/m)	(dBuV/m)	(dB)	(dB)	(m)		(°)	(m)	
AV	2.3678G	47.65	54.00	-6.35	32.19	3	Vertical	155	1.57	-
AV	2.4478G	107.49	Inf	-Inf	32.48	3	Vertical	155	1.57	-
AV	2.4838G	51.83	54.00	-2.17	32.61	3	Vertical	155	1.57	-
PK	2.3698G	58.33	74.00	-15.67	32.20	3	Vertical	155	1.57	-
PK	2.4482G	111.77	Inf	-Inf	32.48	3	Vertical	155	1.57	-
PK	2.4838G	60.81	74.00	-13.19	32.61	3	Vertical	155	1.57	-

802.11b_Nss1,(1Mbps)_1TX

2447MHz_TX

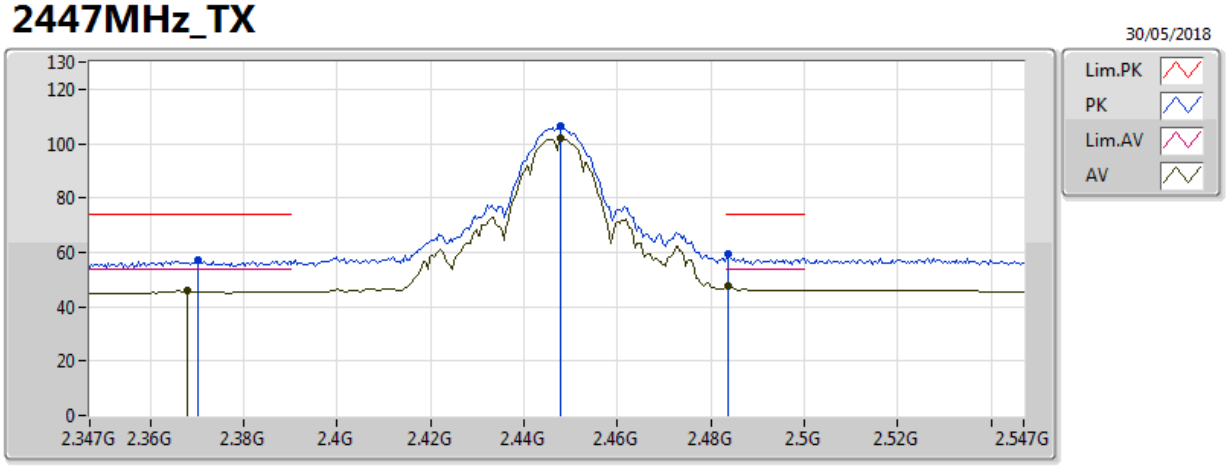

Type	Freq	Level	Limit	Margin	Factor	Dist	Condition	Azimuth	Height	Comments
	(Hz)	(dBuV/m)	(dBuV/m)	(dB)	(dB)	(m)		(°)	(m)	
AV	2.3678G	45.84	54.00	-8.16	32.19	3	Horizontal	43	1.96	-
AV	2.4478G	101.98	Inf	-Inf	32.48	3	Horizontal	43	1.96	-
AV	2.4838G	47.82	54.00	-6.18	32.61	3	Horizontal	43	1.96	-
PK	2.3702G	56.91	74.00	-17.09	32.20	3	Horizontal	43	1.96	-
PK	2.4478G	106.22	Inf	-Inf	32.48	3	Horizontal	43	1.96	-
PK	2.4838G	59.17	74.00	-14.83	32.61	3	Horizontal	43	1.96	-

802.11b_Nss1,(1Mbps)_1TX

2452MHz_TX

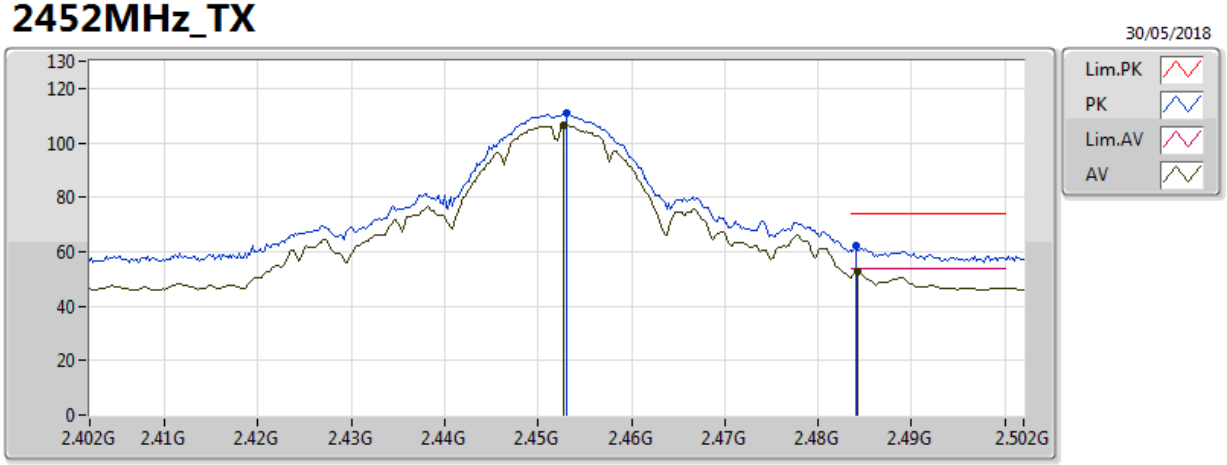

Type	Freq	Level	Limit	Margin	Factor	Dist	Condition	Azimuth	Height	Comments
	(Hz)	(dBuV/m)	(dBuV/m)	(dB)	(dB)	(m)		(°)	(m)	
AV	2.4528G	106.59	Inf	-Inf	32.50	3	Vertical	152	1.50	-
AV	2.4842G	52.73	54.00	-1.27	32.61	3	Vertical	152	1.50	-
PK	2.453G	110.79	Inf	-Inf	32.50	3	Vertical	152	1.50	-
PK	2.484G	62.11	74.00	-11.89	32.61	3	Vertical	152	1.50	-

802.11b_Nss1,(1Mbps)_1TX

2452MHz_TX

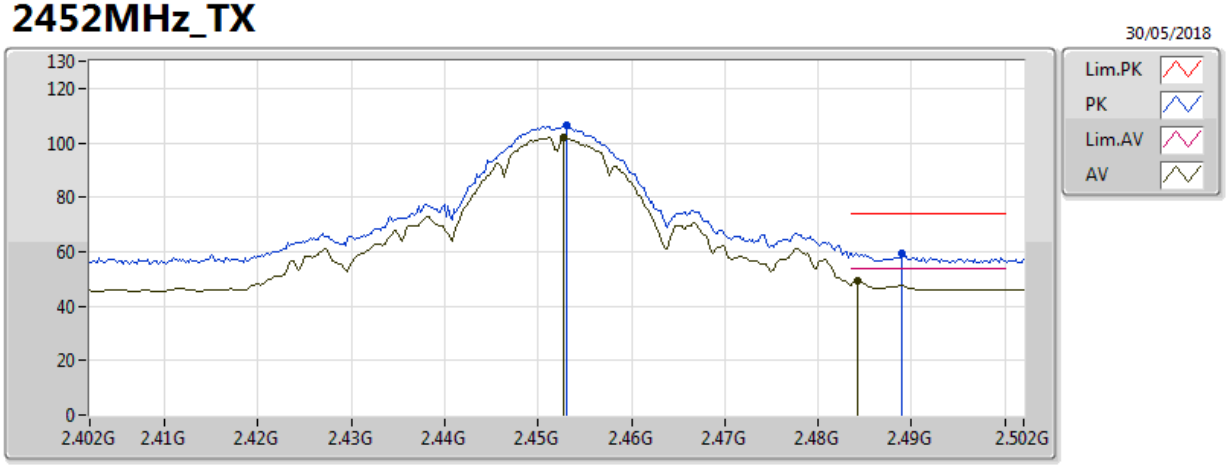

Type	Freq	Level	Limit	Margin	Factor	Dist	Condition	Azimuth	Height	Comments
	(Hz)	(dBuV/m)	(dBuV/m)	(dB)	(dB)	(m)		(°)	(m)	
AV	2.4528G	102.10	Inf	-Inf	32.50	3	Horizontal	44	1.79	-
AV	2.4842G	49.20	54.00	-4.80	32.61	3	Horizontal	44	1.79	-
PK	2.453G	106.30	Inf	-Inf	32.50	3	Horizontal	44	1.79	-
PK	2.489G	59.41	74.00	-14.59	32.63	3	Horizontal	44	1.79	-

802.11b_Nss1,(1Mbps)_1TX

2457MHz_TX

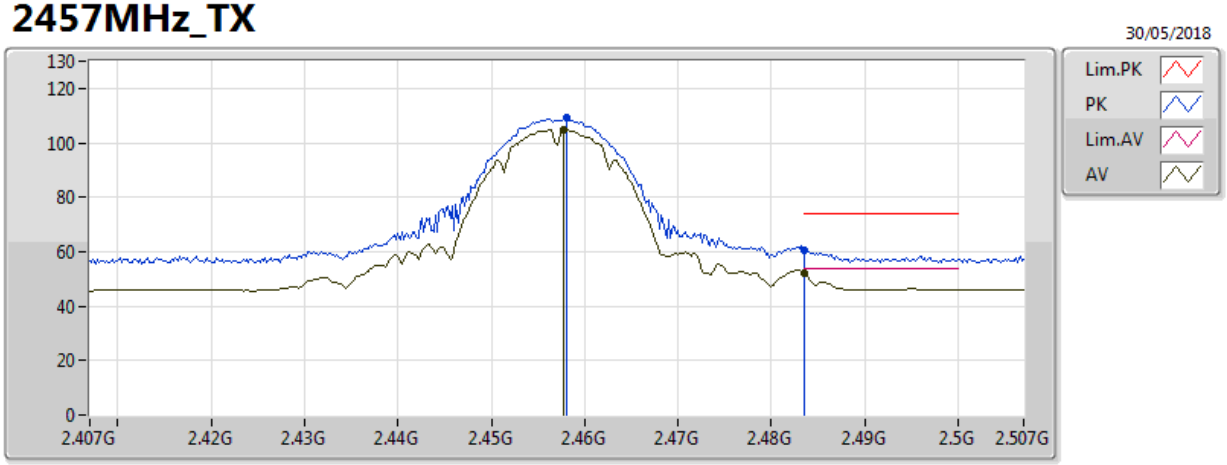

Type	Freq	Level	Limit	Margin	Factor	Dist	Condition	Azimuth	Height	Comments
	(Hz)	(dBuV/m)	(dBuV/m)	(dB)	(dB)	(m)		(°)	(m)	
AV	2.4578G	104.84	Inf	-Inf	32.52	3	Vertical	151	1.50	-
AV	2.483502G	51.99	54.00	-2.01	32.61	3	Vertical	151	1.50	-
PK	2.458G	109.09	Inf	-Inf	32.52	3	Vertical	151	1.50	-
PK	2.483502G	60.49	74.00	-13.51	32.61	3	Vertical	151	1.50	-

802.11b_Nss1,(1Mbps)_1TX

2457MHz_TX

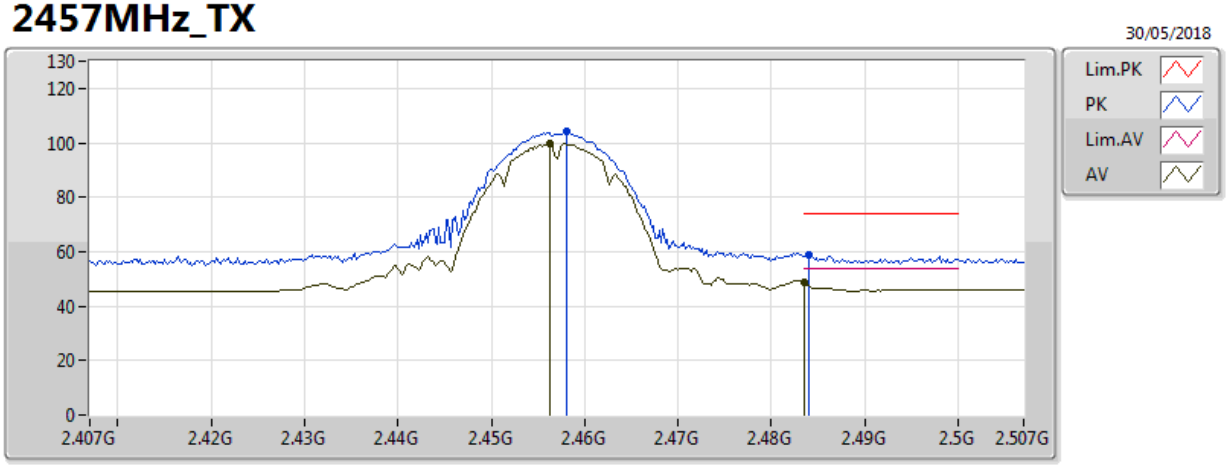

Type	Freq	Level	Limit	Margin	Factor	Dist	Condition	Azimuth	Height	Comments
	(Hz)	(dBuV/m)	(dBuV/m)	(dB)	(dB)	(m)		(°)	(m)	
AV	2.4562G	99.54	Inf	-Inf	32.51	3	Horizontal	44	2.11	-
AV	2.483502G	48.49	54.00	-5.51	32.61	3	Horizontal	44	2.11	-
PK	2.458G	104.01	Inf	-Inf	32.52	3	Horizontal	44	2.11	-
PK	2.484G	58.76	74.00	-15.24	32.61	3	Horizontal	44	2.11	-

802.11b_Nss1,(1Mbps)_1TX

2462MHz_TX

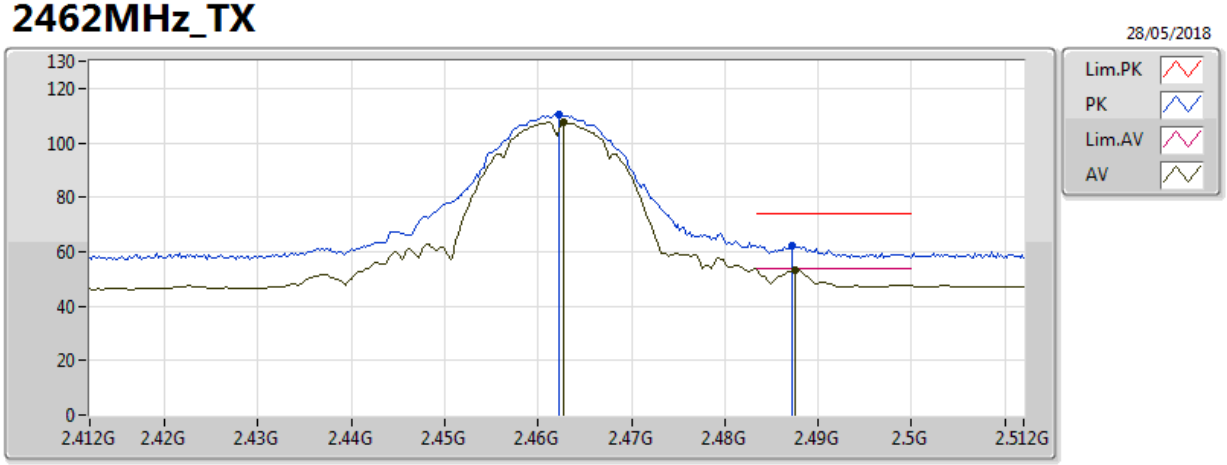

Type	Freq	Level	Limit	Margin	Factor	Dist	Condition	Azimuth	Height	Comments	Raw	AF	CL	PA
	(Hz)	(dBuV/m)	(dBuV/m)	(dB)	(dB)	(m)		(°)	(m)		(dBuV)	(dB)	(dB)	(dB)
AV	2.4628G	107.52	Inf	-Inf	30.62	3	Vertical	227	1.70	-	76.90	27.31	3.31	-
AV	2.4876G	53.40	54.00	-0.60	30.71	3	Vertical	227	1.70	-	22.69	27.37	3.34	-
PK	2.4622G	110.15	Inf	-Inf	30.62	3	Vertical	227	1.70	-	79.53	27.31	3.31	-
PK	2.4872G	62.24	74.00	-11.76	30.71	3	Vertical	227	1.70	-	31.53	27.37	3.34	-

802.11b_Nss1,(1Mbps)_1TX

2462MHz_TX

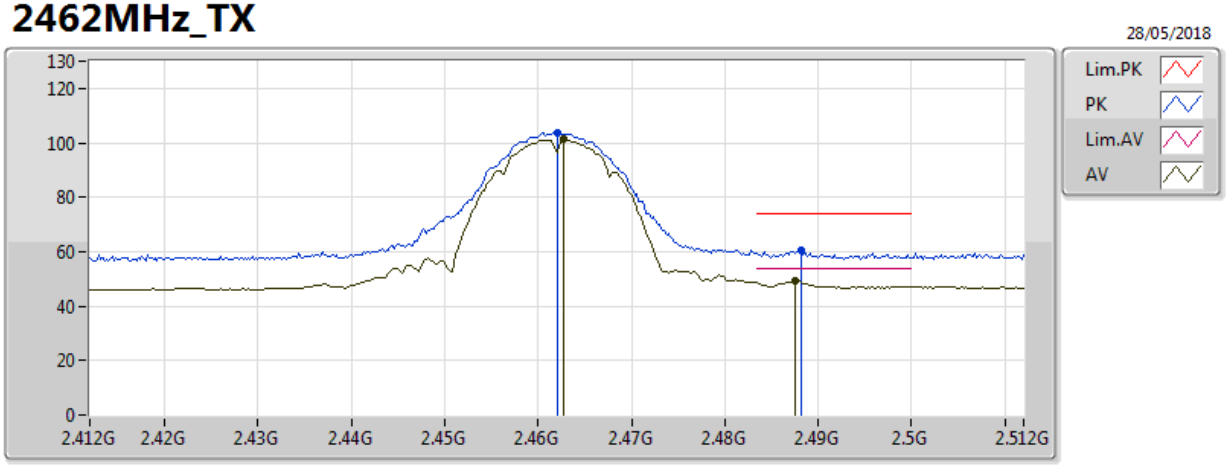

Type	Freq	Level	Limit	Margin	Factor	Dist	Condition	Azimuth	Height	Comments	Raw	AF	CL	PA
	(Hz)	(dBuV/m)	(dBuV/m)	(dB)	(dB)	(m)		(°)	(m)		(dBuV)	(dB)	(dB)	(dB)
AV	2.4628G	101.17	Inf	-Inf	30.62	3	Horizontal	10	1.68	-	70.55	27.31	3.31	-
AV	2.4876G	49.32	54.00	-4.68	30.71	3	Horizontal	10	1.68	-	18.61	27.37	3.34	-
PK	2.462G	103.92	Inf	-Inf	30.62	3	Horizontal	10	1.68	-	73.30	27.31	3.31	-
PK	2.4882G	60.31	74.00	-13.69	30.71	3	Horizontal	10	1.68	-	29.60	27.37	3.34	-

802.11b_Nss1,(1Mbps)_1TX

2462MHz_TX

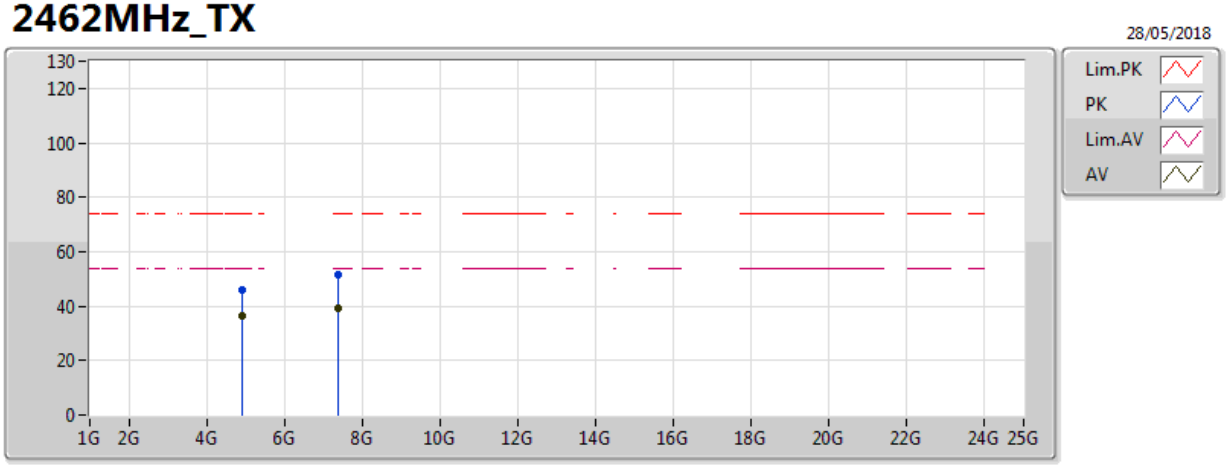

Type	Freq	Level	Limit	Margin	Factor	Dist	Condition	Azimuth	Height	Comments	Raw	AF	CL	PA
	(Hz)	(dBuV/m)	(dBuV/m)	(dB)	(dB)	(m)		(°)	(m)		(dBuV)	(dB)	(dB)	(dB)
AV	4.92398G	36.39	54.00	-17.61	6.04	3	Vertical	225	2.22	-	30.35	31.29	4.57	29.83
AV	7.3622G	38.95	54.00	-15.05	11.26	3	Vertical	204	3.06	-	27.69	35.94	6.16	30.83
PK	4.92404G	45.83	74.00	-28.17	6.04	3	Vertical	225	2.22	-	39.79	31.29	4.57	29.83
PK	7.3679G	51.57	74.00	-22.43	11.28	3	Vertical	204	3.06	-	40.29	35.96	6.16	30.84

802.11b_Nss1,(1Mbps)_1TX

2462MHz_TX

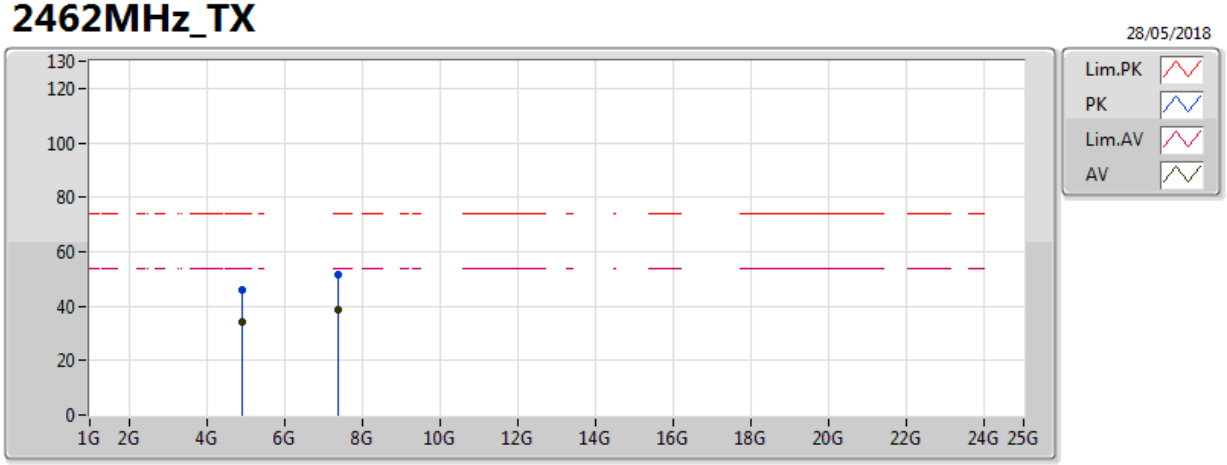

Type	Freq	Level	Limit	Margin	Factor	Dist	Condition	Azimuth	Height	Comments	Raw	AF	CL	PA
	(Hz)	(dBuV/m)	(dBuV/m)	(dB)	(dB)	(m)		(°)	(m)		(dBuV)	(dB)	(dB)	(dB)
AV	4.92396G	34.12	54.00	-19.88	6.04	3	Horizontal	165	1.50	-	28.08	31.29	4.57	29.83
AV	7.37334G	38.91	54.00	-15.09	11.30	3	Horizontal	360	1.50	-	27.61	35.97	6.17	30.84
PK	4.92612G	45.81	74.00	-28.19	6.04	3	Horizontal	165	1.50	-	39.77	31.30	4.57	29.82
PK	7.37832G	51.62	74.00	-22.38	11.31	3	Horizontal	360	1.50	-	40.31	35.98	6.17	30.84

802.11g_Nss1,(6Mbps)_1TX

2412MHz_TX

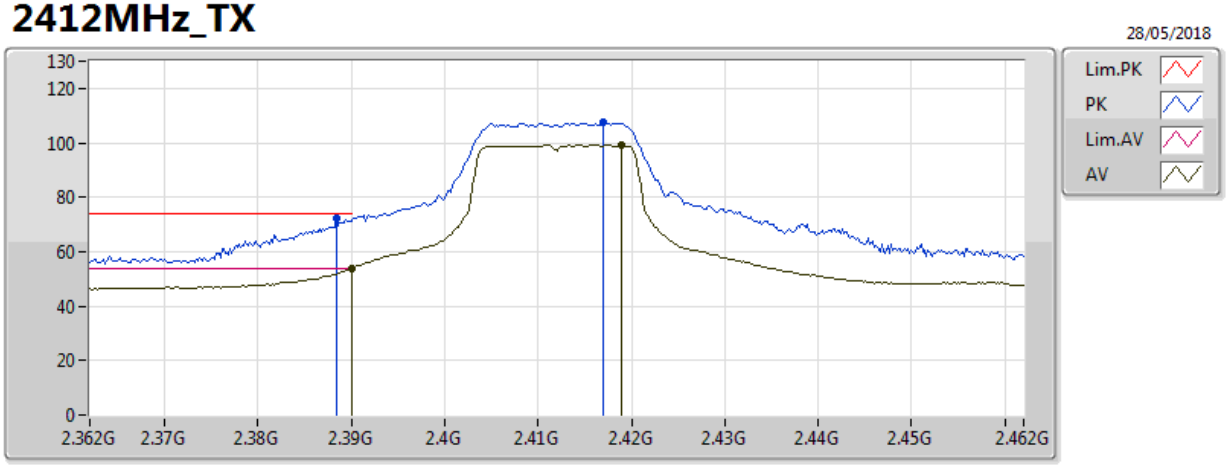

Type	Freq	Level	Limit	Margin	Factor	Dist	Condition	Azimuth	Height	Comments	Raw	AF	CL	PA
	(Hz)	(dBuV/m)	(dBuV/m)	(dB)	(dB)	(m)		(°)	(m)		(dBuV)	(dB)	(dB)	(dB)
AV	2.389998G	53.68	54.00	-0.32	30.38	3	Vertical	231	1.70	-	23.30	27.14	3.24	-
AV	2.419G	99.09	Inf	-Inf	30.47	3	Vertical	231	1.70	-	68.62	27.21	3.27	-
PK	2.3884G	72.11	74.00	-1.89	30.37	3	Vertical	231	1.70	-	41.74	27.13	3.24	-
PK	2.417G	107.33	Inf	-Inf	30.47	3	Vertical	231	1.70	-	76.86	27.20	3.27	-

802.11g_Nss1,(6Mbps)_1TX

2412MHz_TX

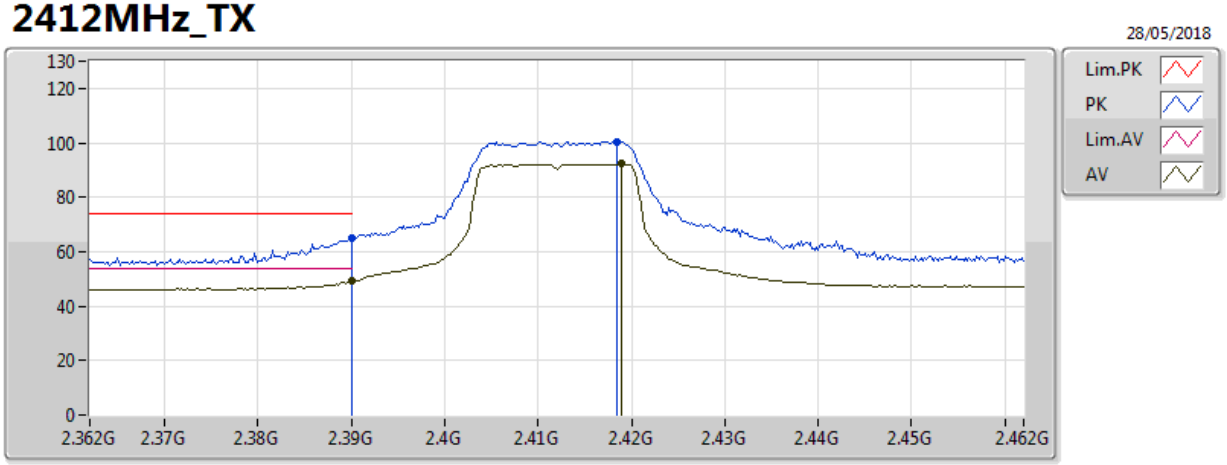

Type	Freq	Level	Limit	Margin	Factor	Dist	Condition	Azimuth	Height	Comments	Raw	AF	CL	PA
	(Hz)	(dBuV/m)	(dBuV/m)	(dB)	(dB)	(m)		(°)	(m)		(dBuV)	(dB)	(dB)	(dB)
AV	2.389998G	49.16	54.00	-4.84	30.38	3	Horizontal	3	1.53	-	18.78	27.14	3.24	-
AV	2.419G	92.22	Inf	-Inf	30.47	3	Horizontal	3	1.53	-	61.75	27.21	3.27	-
PK	2.389998G	64.75	74.00	-9.25	30.38	3	Horizontal	3	1.53	-	34.37	27.14	3.24	-
PK	2.4184G	100.41	Inf	-Inf	30.47	3	Horizontal	3	1.53	-	69.94	27.20	3.27	-

802.11g_Nss1,(6Mbps)_1TX

2412MHz_TX

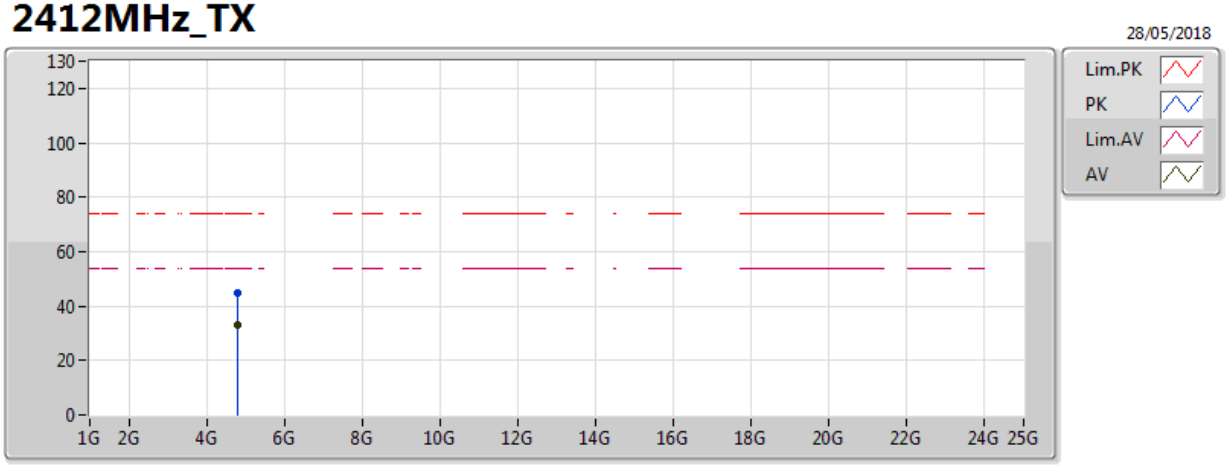

Type	Freq	Level	Limit	Margin	Factor	Dist	Condition	Azimuth	Height	Comments	Raw	AF	CL	PA
	(Hz)	(dBuV/m)	(dBuV/m)	(dB)	(dB)	(m)		(°)	(m)		(dBuV)	(dB)	(dB)	(dB)
AV	4.81002G	33.34	54.00	-20.66	5.80	3	Vertical	148	1.50	-	27.54	31.13	4.52	29.85
PK	4.81104G	44.59	74.00	-29.41	5.80	3	Vertical	148	1.50	-	38.79	31.14	4.52	29.85

802.11g_Nss1,(6Mbps)_1TX

2412MHz_TX

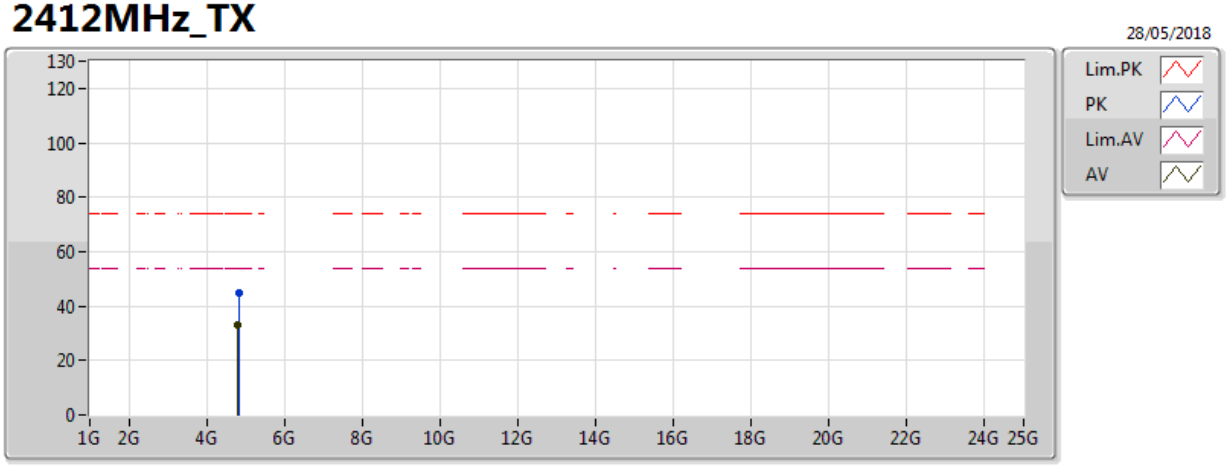

Type	Freq	Level	Limit	Margin	Factor	Dist	Condition	Azimuth	Height	Comments	Raw	AF	CL	PA
	(Hz)	(dBuV/m)	(dBuV/m)	(dB)	(dB)	(m)		(°)	(m)		(dBuV)	(dB)	(dB)	(dB)
AV	4.81182G	33.21	54.00	-20.79	5.80	3	Horizontal	360	1.50	-	27.41	31.14	4.52	29.85
PK	4.81938G	44.78	74.00	-29.22	5.82	3	Horizontal	360	1.50	-	38.96	31.15	4.52	29.85

802.11g_Nss1,(6Mbps)_1TX

2417MHz_TX

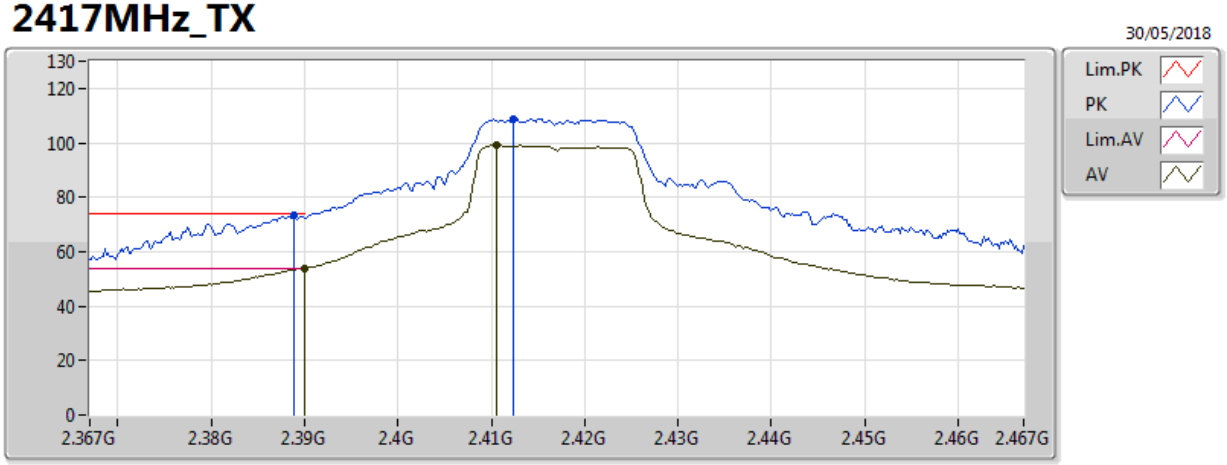

Type	Freq	Level	Limit	Margin	Factor	Dist	Condition	Azimuth	Height	Comments
	(Hz)	(dBuV/m)	(dBuV/m)	(dB)	(dB)	(m)		(°)	(m)	
AV	2.389998G	53.89	54.00	-0.11	32.28	3	Vertical	158	1.50	-
AV	2.4106G	99.15	Inf	-Inf	32.35	3	Vertical	158	1.50	-
PK	2.3888G	73.17	74.00	-0.83	32.27	3	Vertical	158	1.50	-
PK	2.4124G	108.98	Inf	-Inf	32.35	3	Vertical	158	1.50	-

802.11g_Nss1,(6Mbps)_1TX

2417MHz_TX

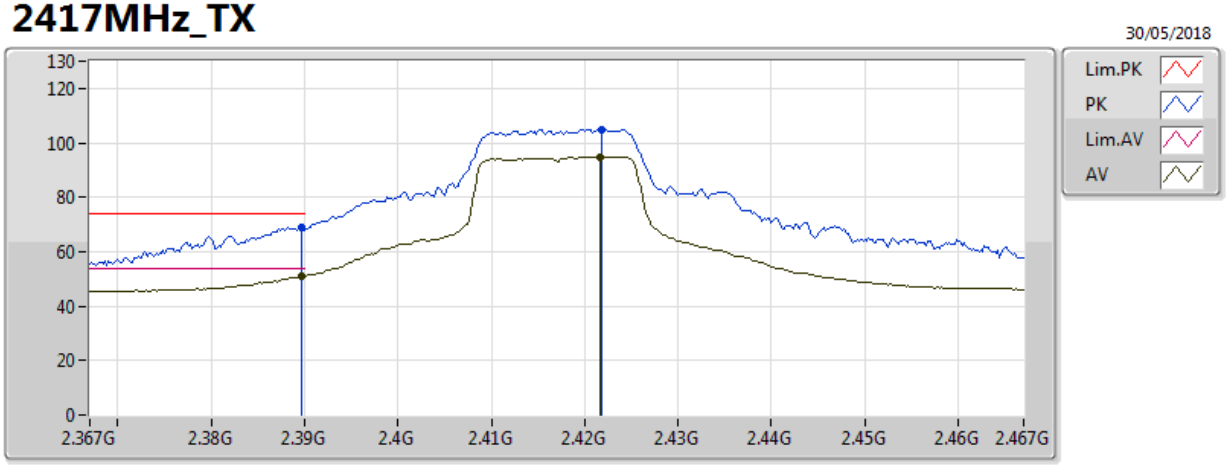

Type	Freq	Level	Limit	Margin	Factor	Dist	Condition	Azimuth	Height	Comments
	(Hz)	(dBuV/m)	(dBuV/m)	(dB)	(dB)	(m)		(°)	(m)	
AV	2.3896G	50.85	54.00	-3.15	32.28	3	Horizontal	42	2.00	-
AV	2.4216G	94.82	Inf	-Inf	32.39	3	Horizontal	42	2.00	-
PK	2.3896G	69.12	74.00	-4.88	32.28	3	Horizontal	42	2.00	-
PK	2.4218G	104.84	Inf	-Inf	32.39	3	Horizontal	42	2.00	-

802.11g_Nss1,(6Mbps)_1TX

2422MHz_TX

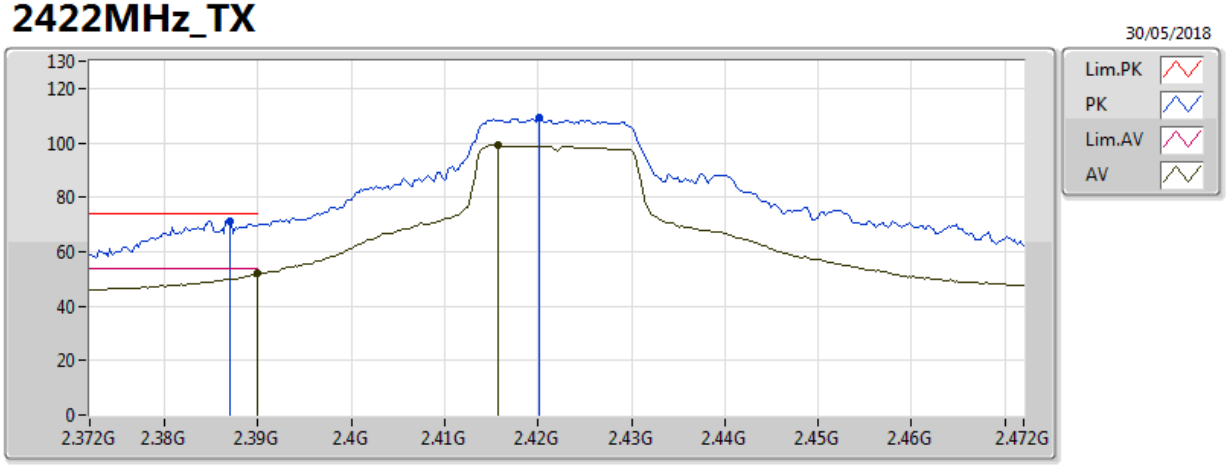

Type	Freq	Level	Limit	Margin	Factor	Dist	Condition	Azimuth	Height	Comments
	(Hz)	(dBuV/m)	(dBuV/m)	(dB)	(dB)	(m)		(°)	(m)	
AV	2.389998G	51.85	54.00	-2.15	32.28	3	Vertical	155	1.50	-
AV	2.4158G	99.10	Inf	-Inf	32.37	3	Vertical	155	1.50	-
PK	2.387G	71.28	74.00	-2.72	32.26	3	Vertical	155	1.50	-
PK	2.4202G	109.03	Inf	-Inf	32.38	3	Vertical	155	1.50	-

802.11g_Nss1,(6Mbps)_1TX

2422MHz_TX

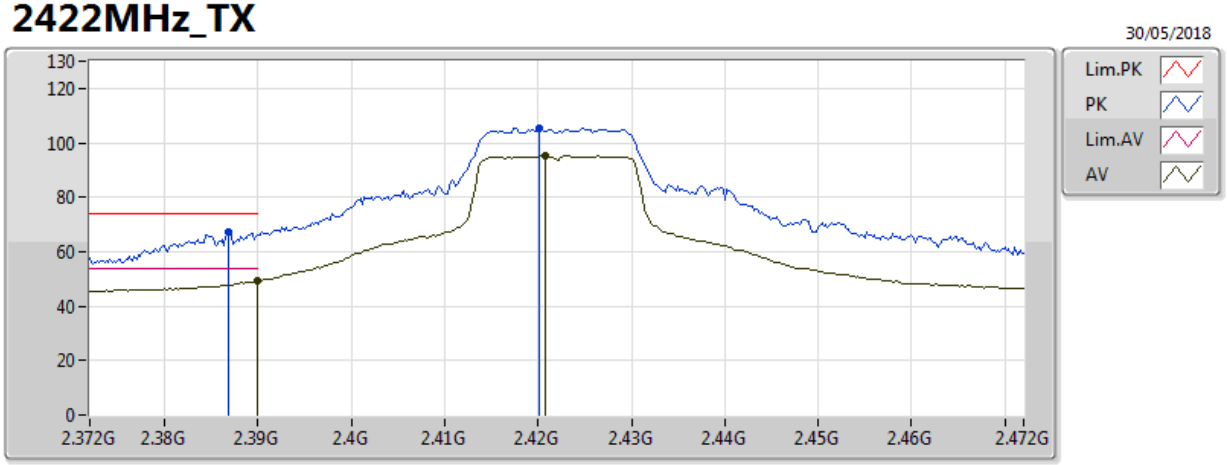

Type	Freq	Level	Limit	Margin	Factor	Dist	Condition	Azimuth	Height	Comments
	(Hz)	(dBuV/m)	(dBuV/m)	(dB)	(dB)	(m)		(°)	(m)	
AV	2.389998G	49.19	54.00	-4.81	32.28	3	Horizontal	41	2.00	-
AV	2.4208G	95.08	Inf	-Inf	32.38	3	Horizontal	41	2.00	-
PK	2.3868G	67.15	74.00	-6.85	32.26	3	Horizontal	41	2.00	-
PK	2.4202G	105.42	Inf	-Inf	32.38	3	Horizontal	41	2.00	-

802.11g_Nss1,(6Mbps)_1TX

2437MHz_TX

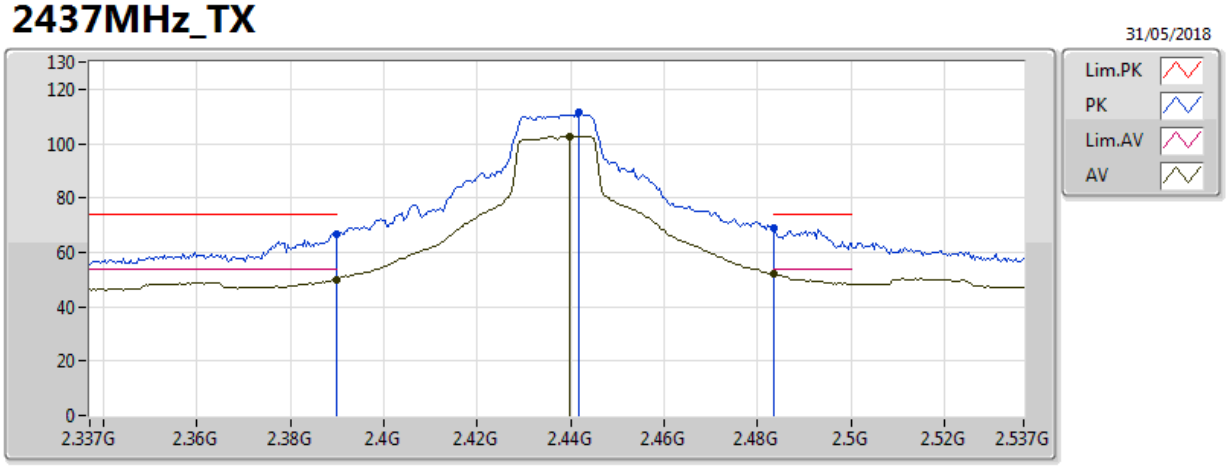

Type	Freq	Level	Limit	Margin	Factor	Dist	Condition	Azimuth	Height	Comments
	(Hz)	(dBuV/m)	(dBuV/m)	(dB)	(dB)	(m)		(°)	(m)	
AV	2.3898G	50.10	54.00	-3.90	30.38	3	Vertical	228	1.51	-
AV	2.4398G	102.63	Inf	-Inf	30.55	3	Vertical	228	1.51	-
AV	2.483502G	52.22	54.00	-1.78	30.69	3	Vertical	228	1.51	-
PK	2.3898G	66.50	74.00	-7.50	30.38	3	Vertical	228	1.51	-
PK	2.4418G	111.31	Inf	-Inf	30.55	3	Vertical	228	1.51	-
PK	2.483502G	68.79	74.00	-5.21	30.69	3	Vertical	228	1.51	-

802.11g_Nss1,(6Mbps)_1TX

2437MHz_TX

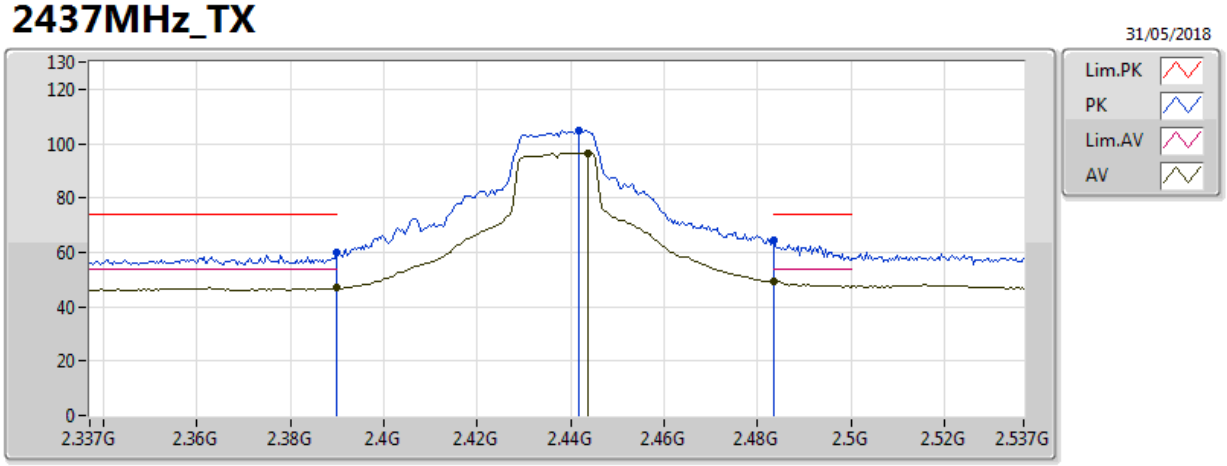

Type	Freq	Level	Limit	Margin	Factor	Dist	Condition	Azimuth	Height	Comments
	(Hz)	(dBuV/m)	(dBuV/m)	(dB)	(dB)	(m)		(°)	(m)	
AV	2.3898G	46.92	54.00	-7.08	30.38	3	Horizontal	9	1.50	-
AV	2.4438G	96.53	Inf	-Inf	30.56	3	Horizontal	9	1.50	-
AV	2.483502G	49.08	54.00	-4.92	30.69	3	Horizontal	9	1.50	-
PK	2.3898G	59.79	74.00	-14.21	30.38	3	Horizontal	9	1.50	-
PK	2.4418G	104.99	Inf	-Inf	30.55	3	Horizontal	9	1.50	-
PK	2.483502G	64.25	74.00	-9.75	30.69	3	Horizontal	9	1.50	-

802.11g_Nss1,(6Mbps)_1TX

2437MHz_TX

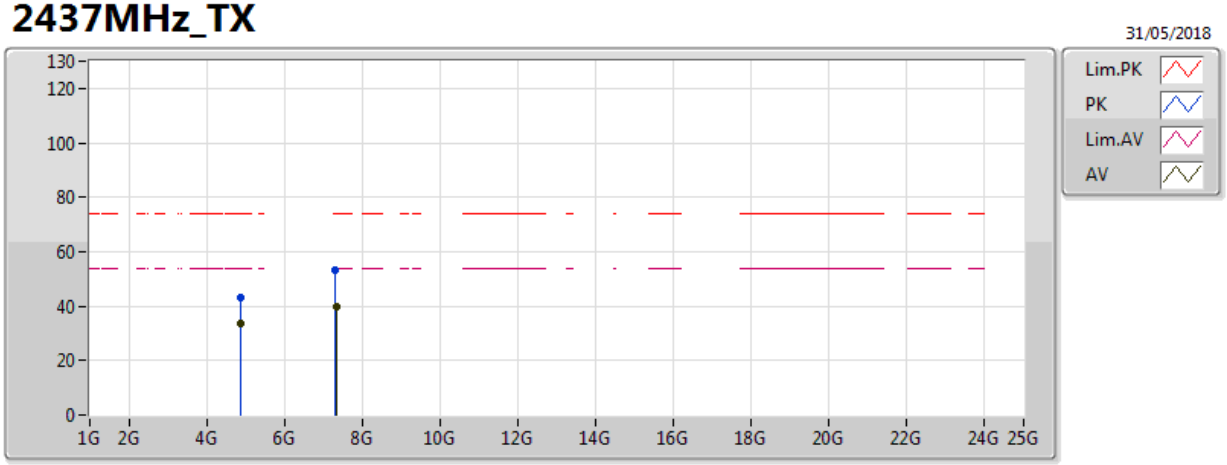

Type	Freq	Level	Limit	Margin	Factor	Dist	Condition	Azimuth	Height	Comments
	(Hz)	(dBuV/m)	(dBuV/m)	(dB)	(dB)	(m)		(°)	(m)	
AV	4.884G	33.73	54.00	-20.27	5.96	3	Vertical	47	1.40	-
AV	7.3236G	39.54	54.00	-14.46	11.16	3	Vertical	86	2.03	-
PK	4.87312G	42.92	74.00	-31.08	5.93	3	Vertical	47	1.40	-
PK	7.31622G	53.14	74.00	-20.86	11.14	3	Vertical	86	2.03	-

802.11g_Nss1,(6Mbps)_1TX

2437MHz_TX

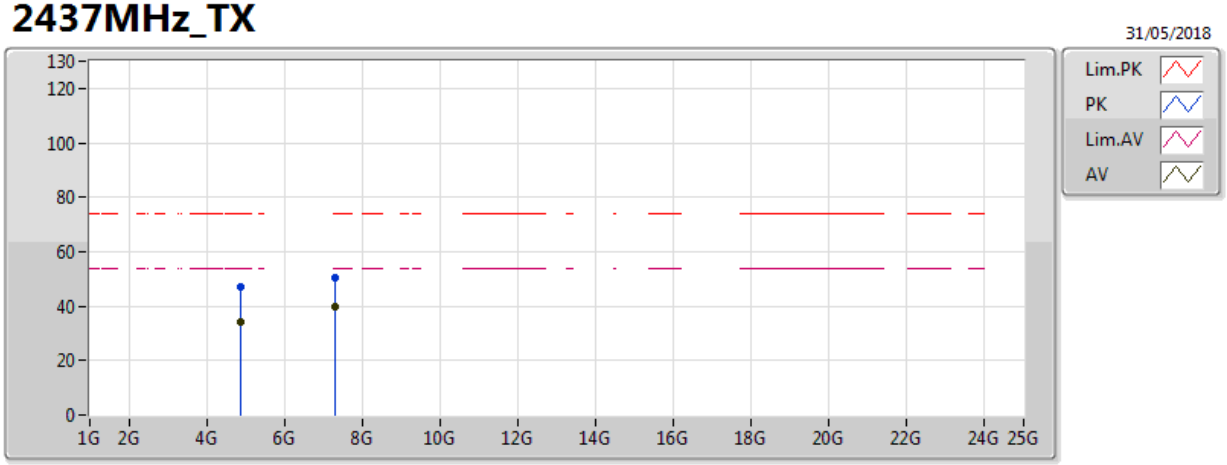

Type	Freq	Level	Limit	Margin	Factor	Dist	Condition	Azimuth	Height	Comments
	(Hz)	(dBuV/m)	(dBuV/m)	(dB)	(dB)	(m)		(°)	(m)	
AV	4.88114G	34.38	54.00	-19.62	5.95	3	Horizontal	176	2.01	-
AV	7.32228G	39.57	54.00	-14.43	11.15	3	Horizontal	233	1.49	-
PK	4.88534G	47.19	74.00	-26.81	5.96	3	Horizontal	176	2.01	-
PK	7.31244G	50.63	74.00	-23.37	11.12	3	Horizontal	233	1.49	-

802.11g_Nss1,(6Mbps)_1TX

2442MHz_TX

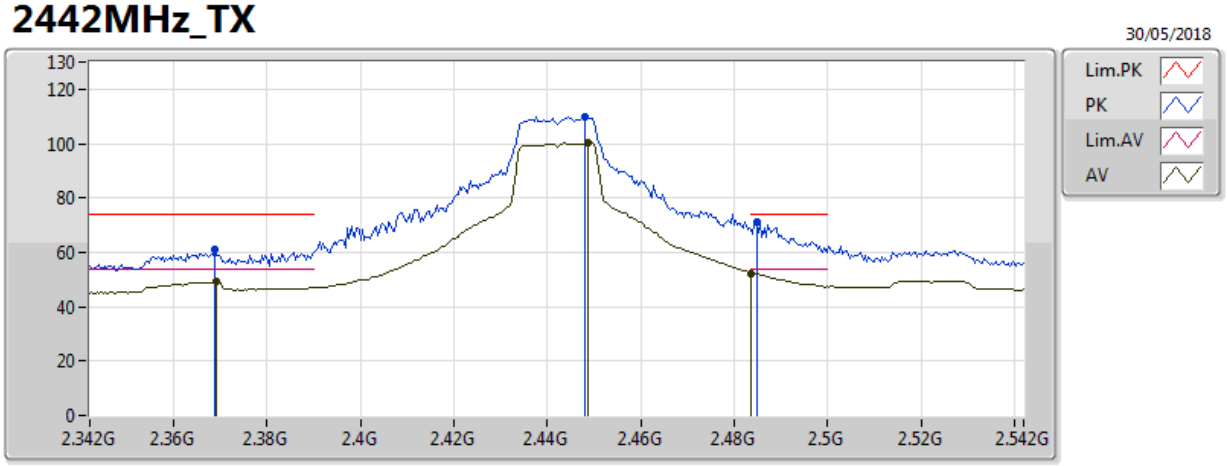

Type	Freq	Level	Limit	Margin	Factor	Dist	Condition	Azimuth	Height	Comments
	(Hz)	(dBuV/m)	(dBuV/m)	(dB)	(dB)	(m)		(°)	(m)	
AV	2.3692G	49.37	54.00	-4.63	32.20	3	Vertical	156	1.58	-
AV	2.4488G	100.44	Inf	-Inf	32.49	3	Vertical	156	1.58	-
AV	2.483502G	52.23	54.00	-1.77	32.61	3	Vertical	156	1.58	-
PK	2.3688G	61.06	74.00	-12.94	32.20	3	Vertical	156	1.58	-
PK	2.448G	109.85	Inf	-Inf	32.48	3	Vertical	156	1.58	-
PK	2.4848G	71.16	74.00	-2.84	32.61	3	Vertical	156	1.58	-

802.11g_Nss1,(6Mbps)_1TX

2442MHz_TX

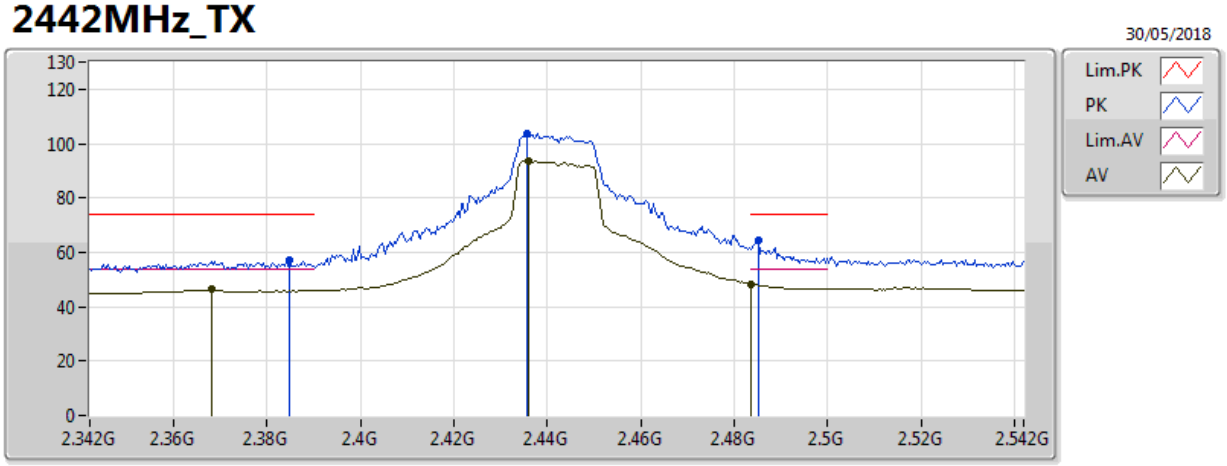

Type	Freq	Level	Limit	Margin	Factor	Dist	Condition	Azimuth	Height	Comments
	(Hz)	(dBuV/m)	(dBuV/m)	(dB)	(dB)	(m)		(°)	(m)	
AV	2.368G	46.28	54.00	-7.72	32.19	3	Horizontal	134	1.50	-
AV	2.436G	93.61	Inf	-Inf	32.44	3	Horizontal	134	1.50	-
AV	2.483502G	48.15	54.00	-5.85	32.61	3	Horizontal	134	1.50	-
PK	2.3848G	57.23	74.00	-16.77	32.25	3	Horizontal	134	1.50	-
PK	2.4356G	103.62	Inf	-Inf	32.44	3	Horizontal	134	1.50	-
PK	2.4852G	64.17	74.00	-9.83	32.61	3	Horizontal	134	1.50	-

802.11g_Nss1,(6Mbps)_1TX

2447MHz_TX

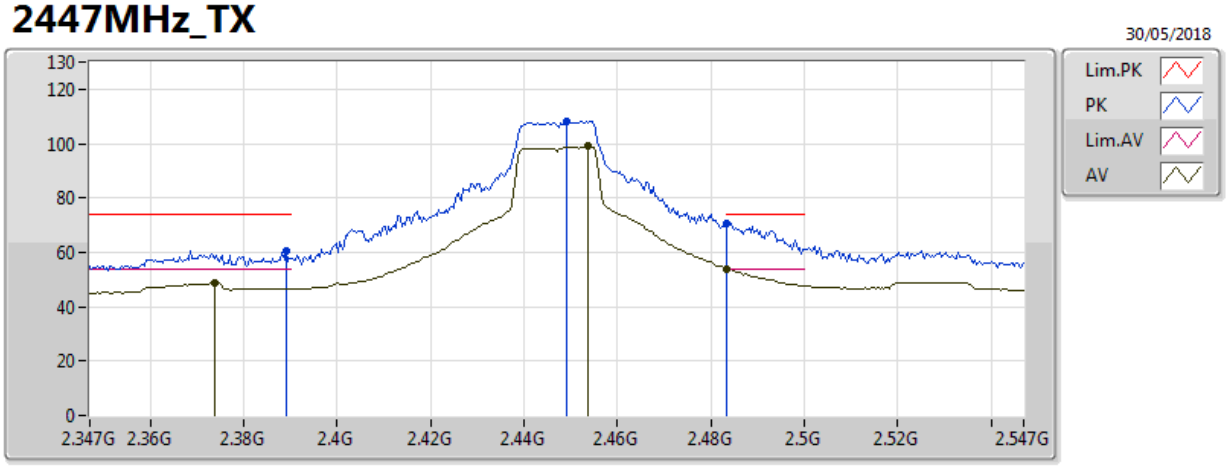

Type	Freq	Level	Limit	Margin	Factor	Dist	Condition	Azimuth	Height	Comments
	(Hz)	(dBuV/m)	(dBuV/m)	(dB)	(dB)	(m)		(°)	(m)	
AV	2.3738G	48.68	54.00	-5.32	32.22	3	Vertical	149	1.49	-
AV	2.4538G	99.31	Inf	-Inf	32.50	3	Vertical	149	1.49	-
AV	2.483502G	53.87	54.00	-0.13	32.61	3	Vertical	149	1.49	-
PK	2.389G	60.49	74.00	-13.51	32.27	3	Vertical	149	1.49	-
PK	2.449G	108.19	Inf	-Inf	32.49	3	Vertical	149	1.49	-
PK	2.483502G	70.61	74.00	-3.39	32.61	3	Vertical	149	1.49	-

802.11g_Nss1,(6Mbps)_1TX

2447MHz_TX

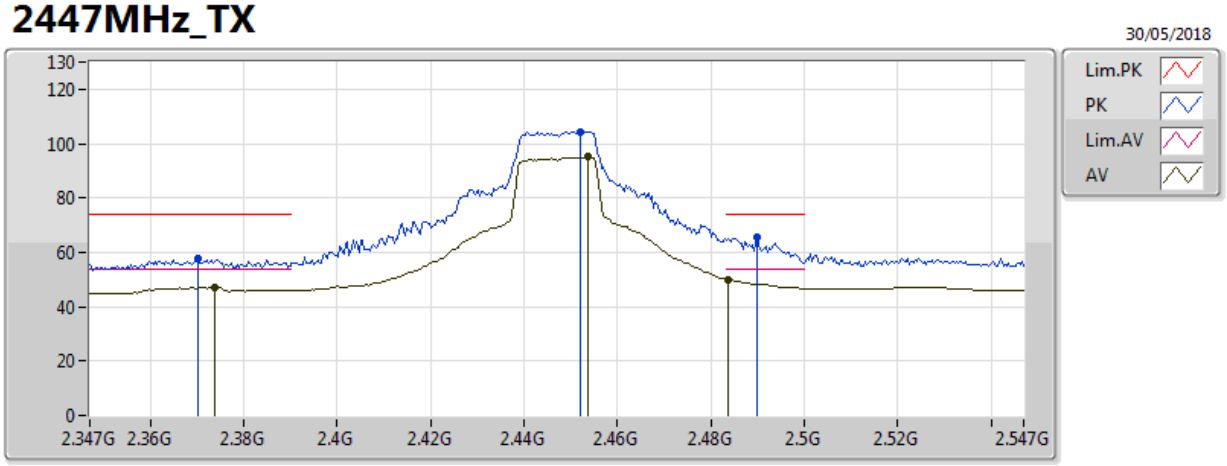

Type	Freq	Level	Limit	Margin	Factor	Dist	Condition	Azimuth	Height	Comments
	(Hz)	(dBuV/m)	(dBuV/m)	(dB)	(dB)	(m)		(°)	(m)	
AV	2.3738G	47.02	54.00	-6.98	32.22	3	Horizontal	43	1.97	-
AV	2.4538G	95.35	Inf	-Inf	32.50	3	Horizontal	43	1.97	-
AV	2.4838G	49.89	54.00	-4.11	32.61	3	Horizontal	43	1.97	-
PK	2.3702G	57.87	74.00	-16.13	32.20	3	Horizontal	43	1.97	-
PK	2.4522G	104.45	Inf	-Inf	32.50	3	Horizontal	43	1.97	-
PK	2.4898G	65.70	74.00	-8.30	32.64	3	Horizontal	43	1.97	-

802.11g_Nss1,(6Mbps)_1TX

2452MHz_TX

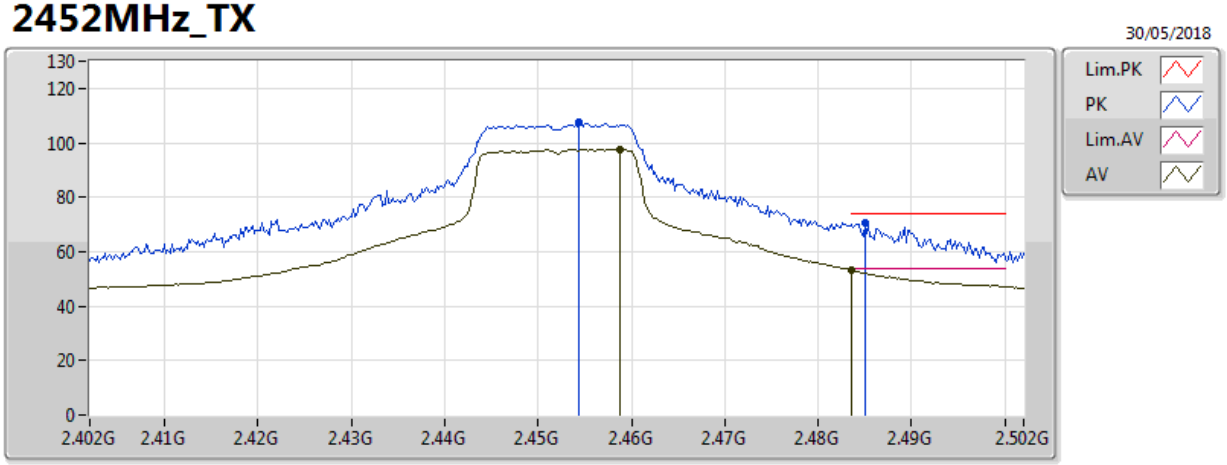

Type	Freq	Level	Limit	Margin	Factor	Dist	Condition	Azimuth	Height	Comments
	(Hz)	(dBuV/m)	(dBuV/m)	(dB)	(dB)	(m)		(°)	(m)	
AV	2.4588G	97.75	Inf	-Inf	32.52	3	Vertical	150	1.50	-
AV	2.483502G	53.23	54.00	-0.77	32.61	3	Vertical	150	1.50	-
PK	2.4544G	107.48	Inf	-Inf	32.51	3	Vertical	150	1.50	-
PK	2.485G	70.45	74.00	-3.55	32.61	3	Vertical	150	1.50	-

802.11g_Nss1,(6Mbps)_1TX

2452MHz_TX

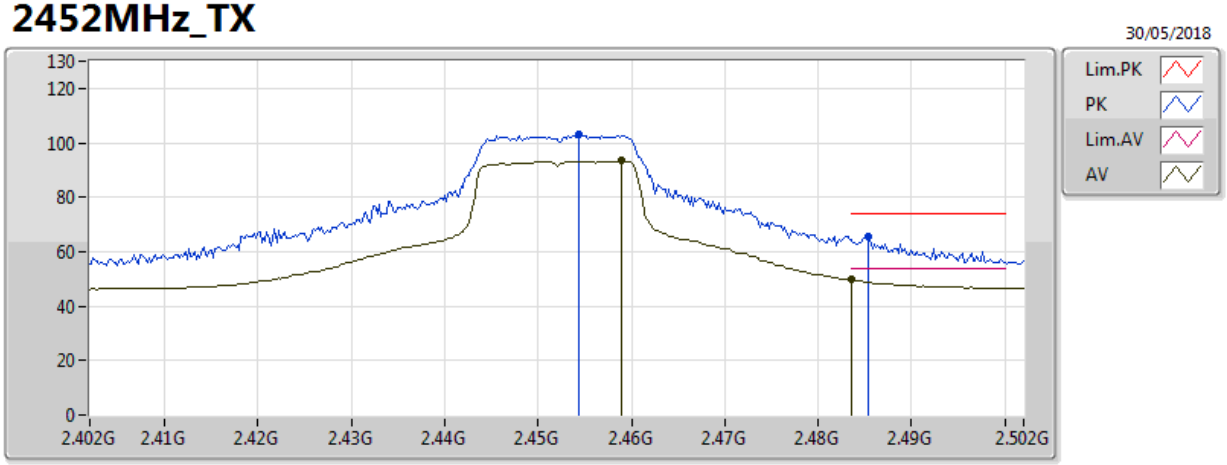

Type	Freq	Level	Limit	Margin	Factor	Dist	Condition	Azimuth	Height	Comments
	(Hz)	(dBuV/m)	(dBuV/m)	(dB)	(dB)	(m)		(°)	(m)	
AV	2.459G	93.44	Inf	-Inf	32.52	3	Horizontal	44	1.97	-
AV	2.483502G	49.63	54.00	-4.37	32.61	3	Horizontal	44	1.97	-
PK	2.4544G	102.84	Inf	-Inf	32.51	3	Horizontal	44	1.97	-
PK	2.4854G	65.83	74.00	-8.17	32.61	3	Horizontal	44	1.97	-

802.11g_Nss1,(6Mbps)_1TX

2457MHz_TX

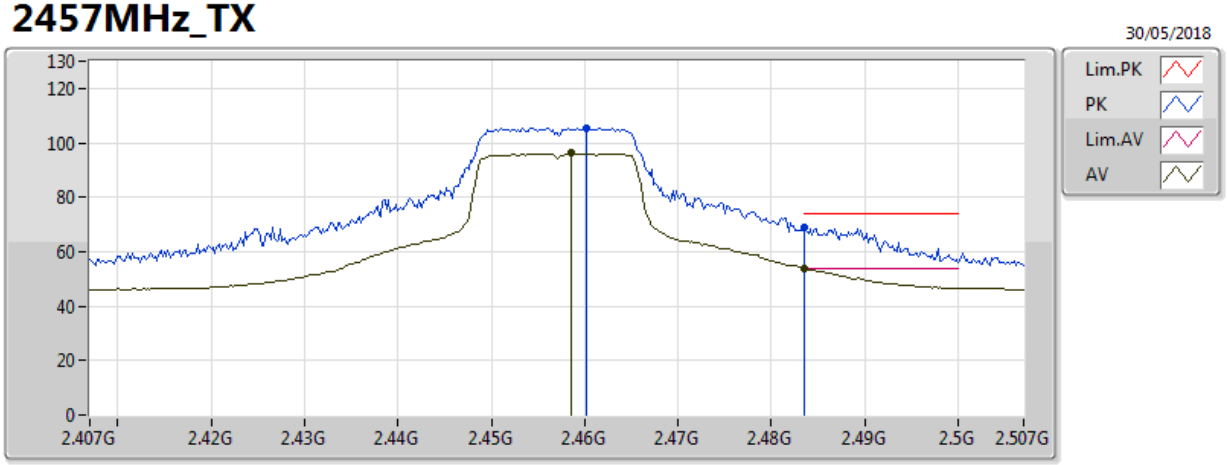

Type	Freq	Level	Limit	Margin	Factor	Dist	Condition	Azimuth	Height	Comments
	(Hz)	(dBuV/m)	(dBuV/m)	(dB)	(dB)	(m)		(°)	(m)	
AV	2.4586G	96.17	Inf	-Inf	32.52	3	Vertical	150	1.50	-
AV	2.483502G	53.89	54.00	-0.11	32.61	3	Vertical	150	1.50	-
PK	2.4602G	105.56	Inf	-Inf	32.53	3	Vertical	150	1.50	-
PK	2.483502G	68.80	74.00	-5.20	32.61	3	Vertical	150	1.50	-

802.11g_Nss1,(6Mbps)_1TX

2457MHz_TX

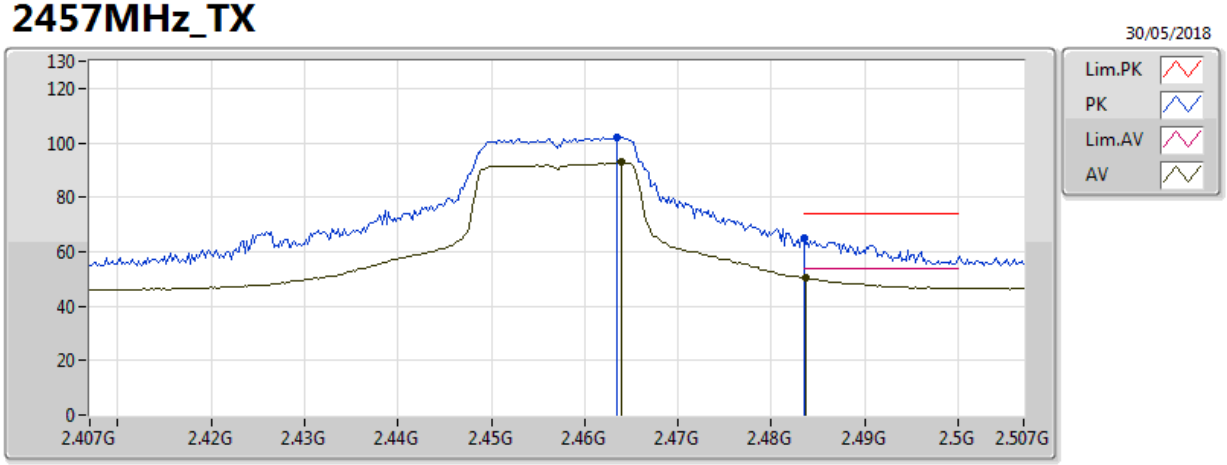

Type	Freq	Level	Limit	Margin	Factor	Dist	Condition	Azimuth	Height	Comments
	(Hz)	(dBuV/m)	(dBuV/m)	(dB)	(dB)	(m)		(°)	(m)	
AV	2.464G	92.94	Inf	-Inf	32.54	3	Horizontal	45	1.99	-
AV	2.4836G	50.41	54.00	-3.59	32.61	3	Horizontal	45	1.99	-
PK	2.4634G	102.07	Inf	-Inf	32.54	3	Horizontal	45	1.99	-
PK	2.483502G	64.89	74.00	-9.11	32.61	3	Horizontal	45	1.99	-

802.11g_Nss1,(6Mbps)_1TX

2462MHz_TX

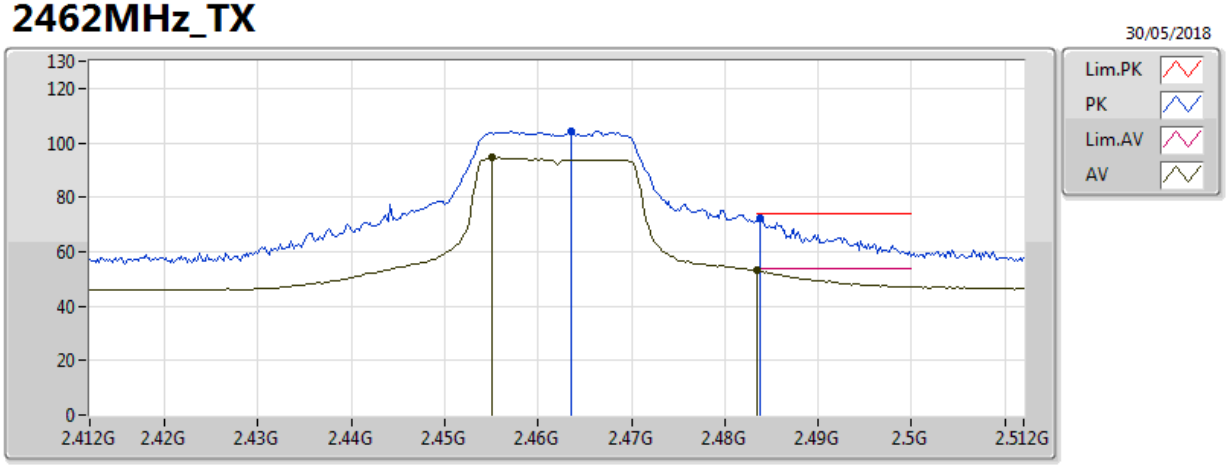

Type	Freq	Level	Limit	Margin	Factor	Dist	Condition	Azimuth	Height	Comments	Raw	AF	CL	PA
	(Hz)	(dBuV/m)	(dBuV/m)	(dB)	(dB)	(m)		(°)	(m)		(dBuV)	(dB)	(dB)	(dB)
AV	2.455G	94.61	Inf	-Inf	32.51	3	Vertical	48	1.61	-	62.10	27.29	5.22	-
AV	2.483502G	53.23	54.00	-0.77	32.61	3	Vertical	48	1.61	-	20.62	27.36	5.25	-
PK	2.4636G	104.24	Inf	-Inf	32.54	3	Vertical	48	1.61	-	71.70	27.31	5.23	-
PK	2.4838G	72.27	74.00	-1.73	32.61	3	Vertical	48	1.61	-	39.66	27.36	5.25	-

802.11g_Nss1,(6Mbps)_1TX

2462MHz_TX

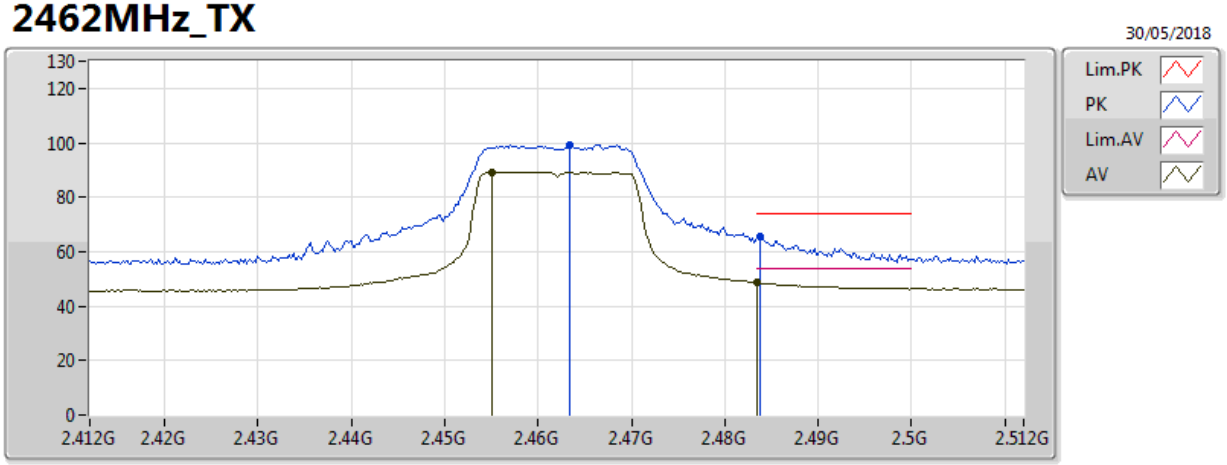

Type	Freq	Level	Limit	Margin	Factor	Dist	Condition	Azimuth	Height	Comments	Raw	AF	CL	PA
	(Hz)	(dBuV/m)	(dBuV/m)	(dB)	(dB)	(m)		(°)	(m)		(dBuV)	(dB)	(dB)	(dB)
AV	2.455G	89.37	Inf	-Inf	32.51	3	Horizontal	298	1.95	-	56.86	27.29	5.22	-
AV	2.483502G	48.47	54.00	-5.53	32.61	3	Horizontal	298	1.95	-	15.86	27.36	5.25	-
PK	2.4634G	99.37	Inf	-Inf	32.54	3	Horizontal	298	1.95	-	66.83	27.31	5.23	-
PK	2.4838G	65.46	74.00	-8.54	32.61	3	Horizontal	298	1.95	-	32.85	27.36	5.25	-

802.11g_Nss1,(6Mbps)_1TX

2462MHz_TX

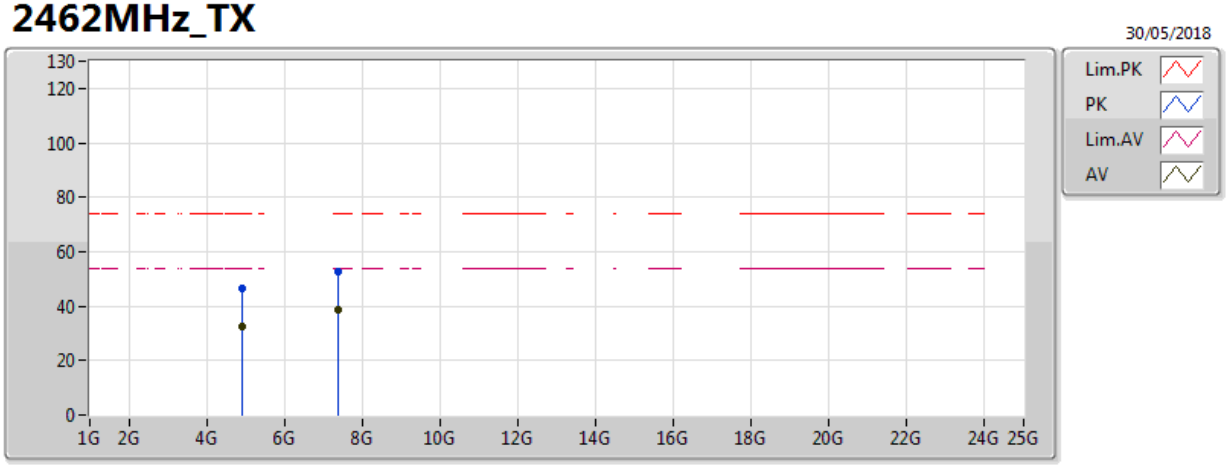

Type	Freq	Level	Limit	Margin	Factor	Dist	Condition	Azimuth	Height	Comments	Raw	AF	CL	PA
	(Hz)	(dBuV/m)	(dBuV/m)	(dB)	(dB)	(m)		(°)	(m)		(dBuV)	(dB)	(dB)	(dB)
AV	4.9225G	32.38	54.00	-21.62	3.25	3	Vertical	355	1.50	-	29.13	31.36	6.45	34.57
AV	7.3881G	38.76	54.00	-15.24	9.61	3	Vertical	43	2.42	-	29.15	36.03	8.59	35.01
PK	4.91014G	46.27	74.00	-27.73	3.22	3	Vertical	355	1.50	-	43.05	31.34	6.45	34.57
PK	7.38318G	52.45	74.00	-21.55	9.59	3	Vertical	43	2.42	-	42.86	36.02	8.58	35.00

802.11g_Nss1,(6Mbps)_1TX

2462MHz_TX

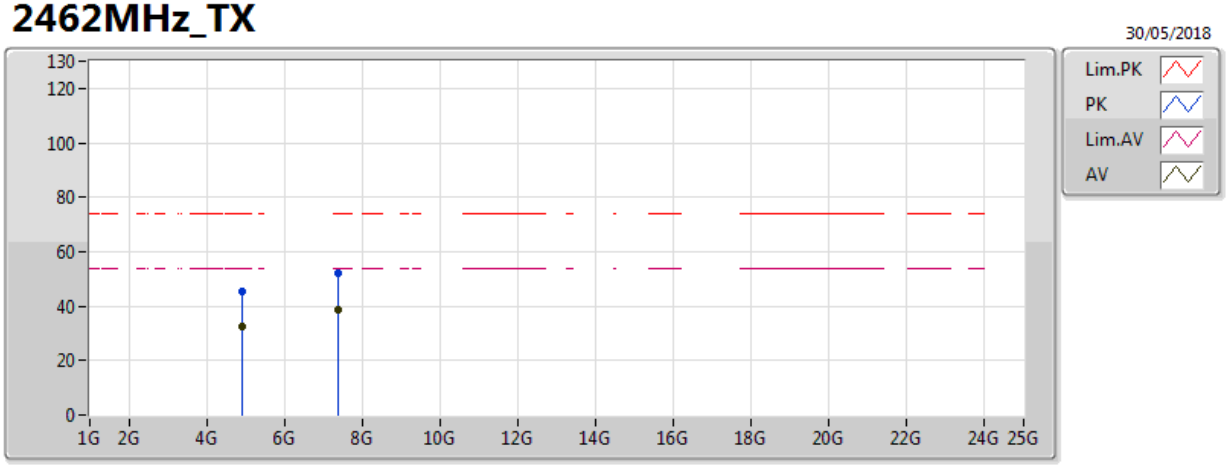

Type	Freq	Level	Limit	Margin	Factor	Dist	Condition	Azimuth	Height	Comments	Raw	AF	CL	PA
	(Hz)	(dBuV/m)	(dBuV/m)	(dB)	(dB)	(m)		(°)	(m)		(dBuV)	(dB)	(dB)	(dB)
AV	4.9129G	32.33	54.00	-21.67	3.23	3	Horizontal	227	1.50	-	29.10	31.34	6.45	34.57
AV	7.38618G	38.89	54.00	-15.11	9.60	3	Horizontal	297	1.50	-	29.29	36.03	8.58	35.01
PK	4.91962G	45.42	74.00	-28.58	3.24	3	Horizontal	227	1.50	-	42.18	31.36	6.45	34.57
PK	7.38576G	52.01	74.00	-21.99	9.60	3	Horizontal	297	1.50	-	42.41	36.03	8.58	35.01

802.11n HT20_Nss1,(MCS0)_1TX

2412MHz_TX

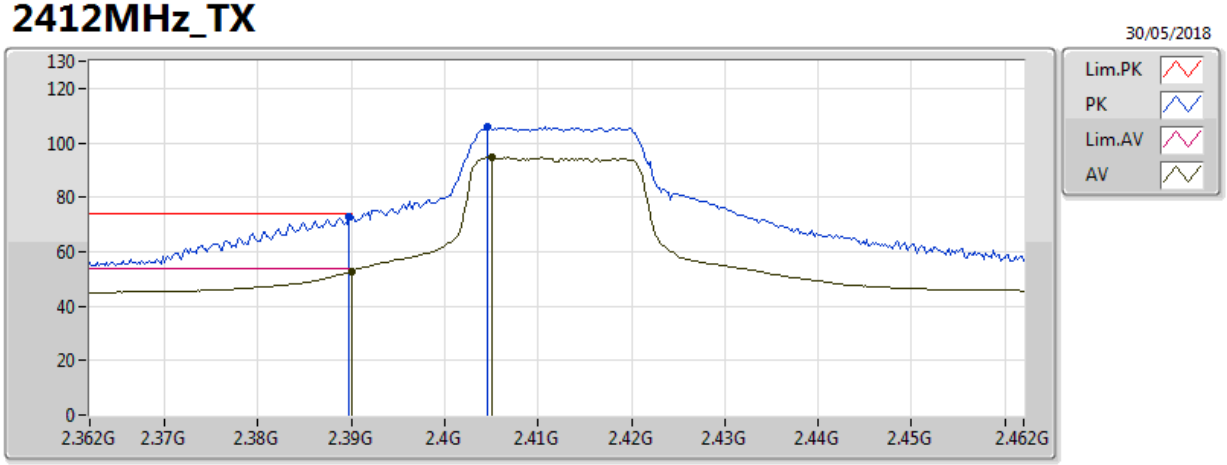

Type	Freq	Level	Limit	Margin	Factor	Dist	Condition	Azimuth	Height	Comments	Raw	AF	CL	PA
	(Hz)	(dBuV/m)	(dBuV/m)	(dB)	(dB)	(m)		(°)	(m)		(dBuV)	(dB)	(dB)	(dB)
AV	2.389998G	52.78	54.00	-1.22	32.28	3	Vertical	88	1.59	-	20.50	27.14	5.14	-
AV	2.405G	94.74	Inf	-Inf	32.33	3	Vertical	88	1.59	-	62.41	27.17	5.16	-
PK	2.3898G	72.72	74.00	-1.28	32.28	3	Vertical	88	1.59	-	40.44	27.14	5.14	-
PK	2.4046G	105.97	Inf	-Inf	32.33	3	Vertical	88	1.59	-	73.64	27.17	5.16	-

802.11n HT20_Nss1,(MCS0)_1TX

2412MHz_TX

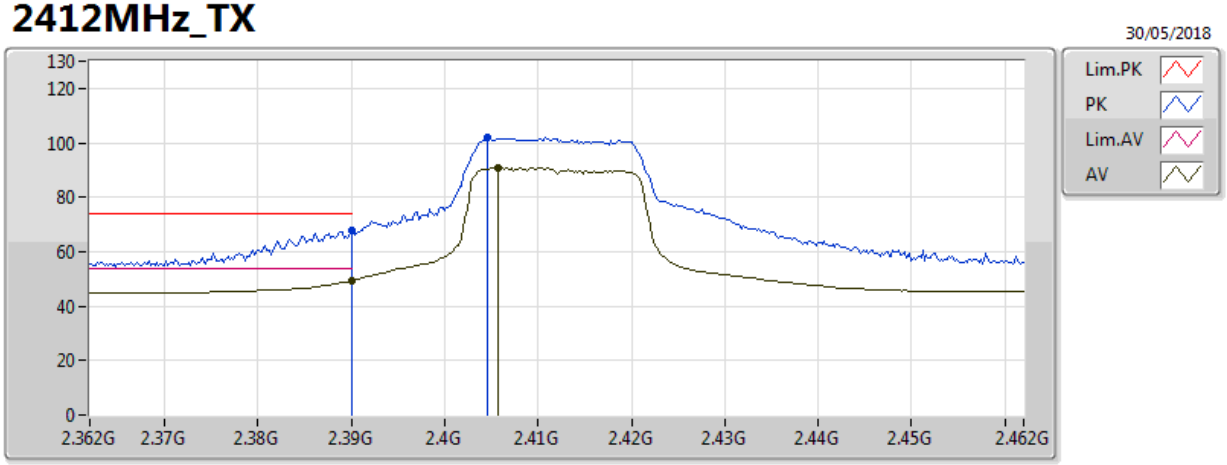

Type	Freq	Level	Limit	Margin	Factor	Dist	Condition	Azimuth	Height	Comments	Raw	AF	CL	PA
	(Hz)	(dBuV/m)	(dBuV/m)	(dB)	(dB)	(m)		(°)	(m)		(dBuV)	(dB)	(dB)	(dB)
AV	2.389998G	49.34	54.00	-4.66	32.28	3	Horizontal	234	1.02	-	17.06	27.14	5.14	-
AV	2.4058G	90.99	Inf	-Inf	32.33	3	Horizontal	234	1.02	-	58.66	27.17	5.16	-
PK	2.389998G	67.60	74.00	-6.40	32.28	3	Horizontal	234	1.02	-	35.32	27.14	5.14	-
PK	2.4046G	102.05	Inf	-Inf	32.33	3	Horizontal	234	1.02	-	69.72	27.17	5.16	-

802.11n HT20_Nss1,(MCS0)_1TX

2412MHz_TX

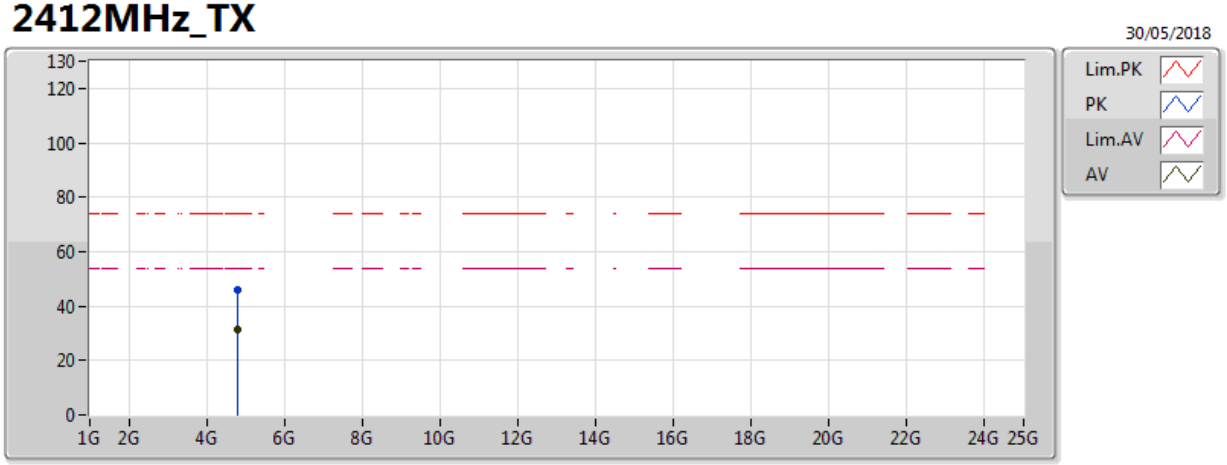

Type	Freq	Level	Limit	Margin	Factor	Dist	Condition	Azimuth	Height	Comments	Raw	AF	CL	PA
	(Hz)	(dBuV/m)	(dBuV/m)	(dB)	(dB)	(m)		(°)	(m)		(dBuV)	(dB)	(dB)	(dB)
AV	4.81248G	31.34	54.00	-22.66	3.01	3	Vertical	120	1.50	-	28.33	31.16	6.43	34.59
PK	4.81332G	45.72	74.00	-28.28	3.01	3	Vertical	120	1.50	-	42.71	31.16	6.43	34.59

802.11n HT20_Nss1,(MCS0)_1TX

2412MHz_TX

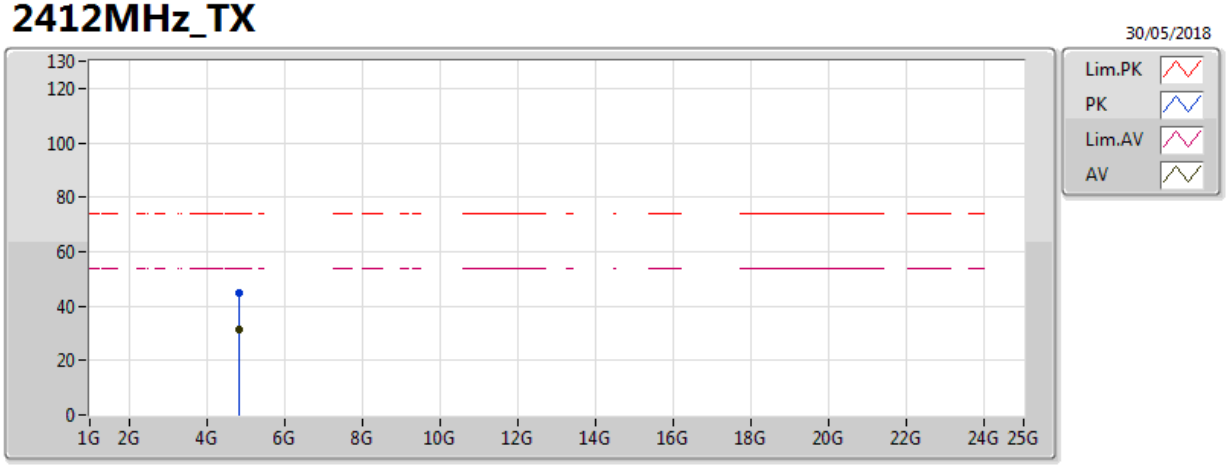

Type	Freq	Level	Limit	Margin	Factor	Dist	Condition	Azimuth	Height	Comments	Raw	AF	CL	PA
	(Hz)	(dBuV/m)	(dBuV/m)	(dB)	(dB)	(m)		(°)	(m)		(dBuV)	(dB)	(dB)	(dB)
AV	4.82748G	31.29	54.00	-22.71	3.04	3	Horizontal	46	1.50	-	28.25	31.19	6.44	34.58
PK	4.82898G	45.02	74.00	-28.98	3.04	3	Horizontal	46	1.50	-	41.98	31.19	6.44	34.58

802.11n HT20_Nss1,(MCS0)_1TX

2417MHz_TX

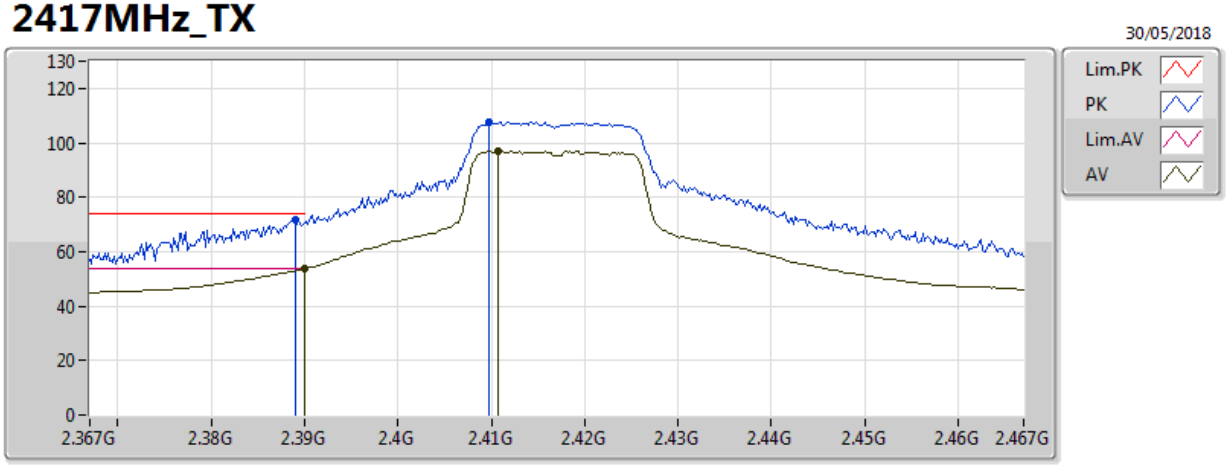

Type	Freq	Level	Limit	Margin	Factor	Dist	Condition	Azimuth	Height	Comments
	(Hz)	(dBuV/m)	(dBuV/m)	(dB)	(dB)	(m)		(°)	(m)	
AV	2.389998G	53.79	54.00	-0.21	32.28	3	Vertical	155	1.50	-
AV	2.4108G	97.01	Inf	-Inf	32.35	3	Vertical	155	1.50	-
PK	2.389G	71.58	74.00	-2.42	32.27	3	Vertical	155	1.50	-
PK	2.4098G	107.73	Inf	-Inf	32.35	3	Vertical	155	1.50	-

802.11n HT20_Nss1,(MCS0)_1TX

2417MHz_TX

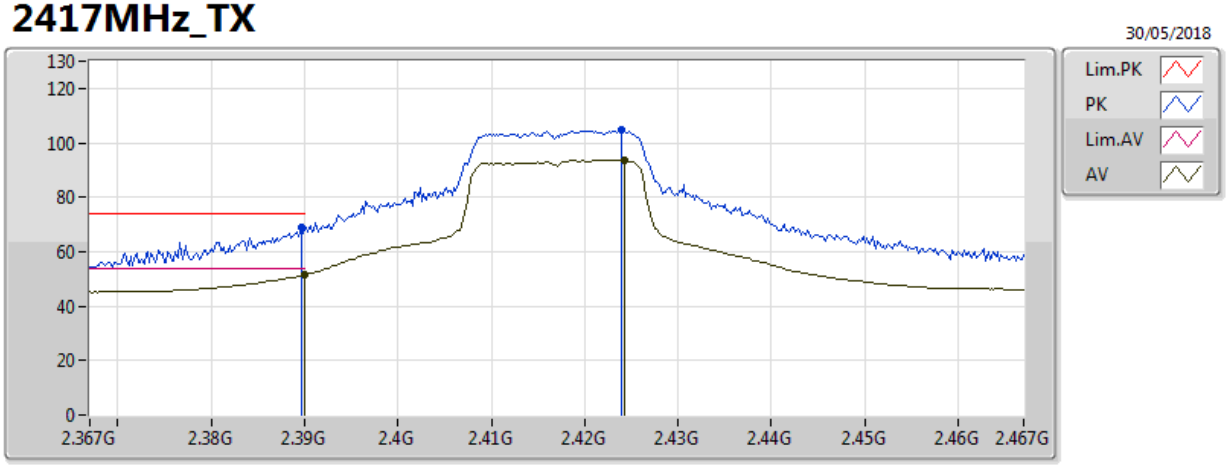

Type	Freq	Level	Limit	Margin	Factor	Dist	Condition	Azimuth	Height	Comments
	(Hz)	(dBuV/m)	(dBuV/m)	(dB)	(dB)	(m)		(°)	(m)	
AV	2.389998G	51.50	54.00	-2.50	32.28	3	Horizontal	42	2.01	-
AV	2.4242G	93.78	Inf	-Inf	32.40	3	Horizontal	42	2.01	-
PK	2.3896G	68.69	74.00	-5.31	32.28	3	Horizontal	42	2.01	-
PK	2.424G	104.70	Inf	-Inf	32.40	3	Horizontal	42	2.01	-

802.11n HT20_Nss1,(MCS0)_1TX

2422MHz_TX

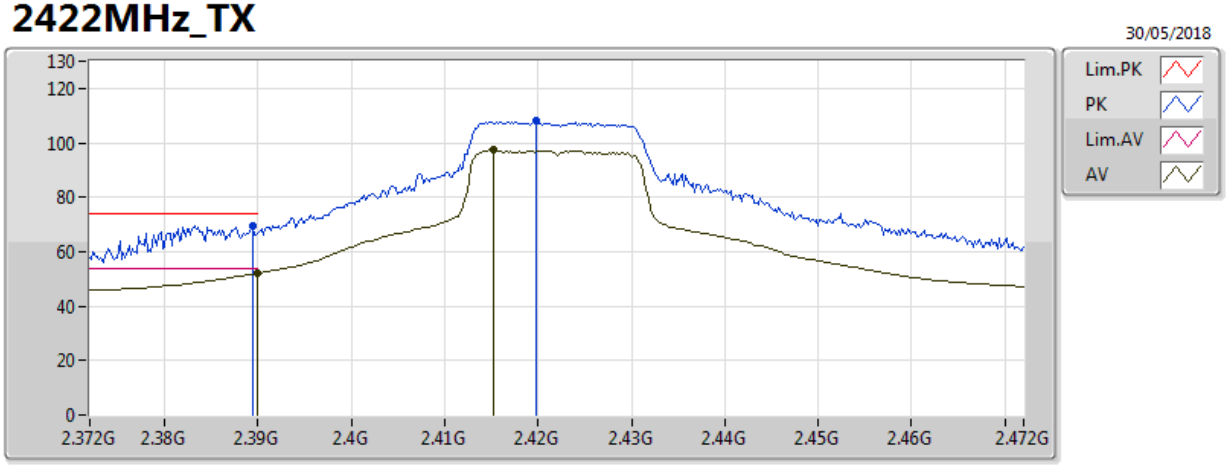

Type	Freq	Level	Limit	Margin	Factor	Dist	Condition	Azimuth	Height	Comments
	(Hz)	(dBuV/m)	(dBuV/m)	(dB)	(dB)	(m)		(°)	(m)	
AV	2.389998G	52.03	54.00	-1.97	32.28	3	Vertical	157	1.49	-
AV	2.4152G	97.41	Inf	-Inf	32.36	3	Vertical	157	1.49	-
PK	2.3894G	69.72	74.00	-4.28	32.27	3	Vertical	157	1.49	-
PK	2.4198G	107.94	Inf	-Inf	32.38	3	Vertical	157	1.49	-

802.11n HT20_Nss1,(MCS0)_1TX

2422MHz_TX

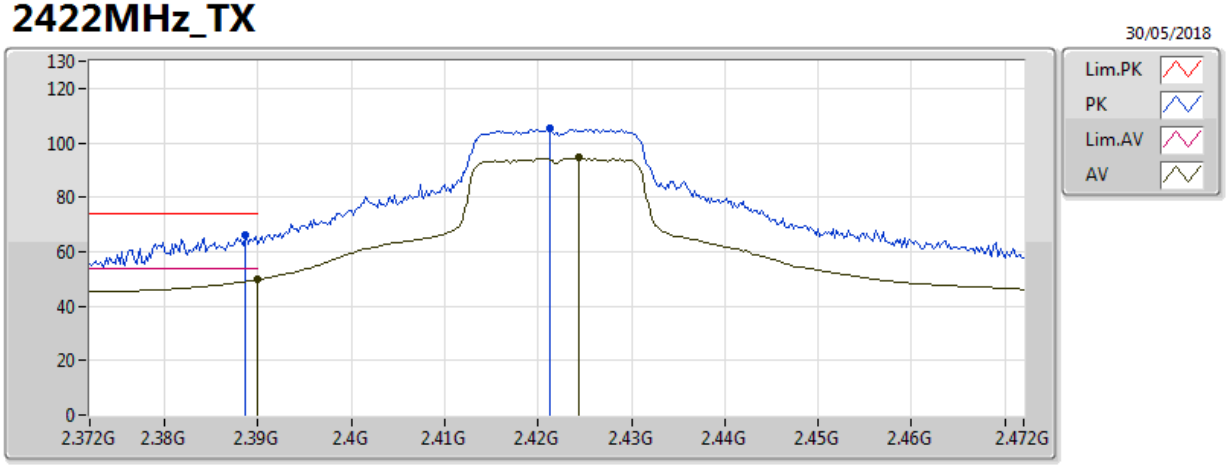

Type	Freq	Level	Limit	Margin	Factor	Dist	Condition	Azimuth	Height	Comments
	(Hz)	(dBuV/m)	(dBuV/m)	(dB)	(dB)	(m)		(°)	(m)	
AV	2.389998G	49.73	54.00	-4.27	32.28	3	Horizontal	41	2.01	-
AV	2.4244G	94.43	Inf	-Inf	32.40	3	Horizontal	41	2.01	-
PK	2.3886G	66.14	74.00	-7.86	32.27	3	Horizontal	41	2.01	-
PK	2.4212G	105.16	Inf	-Inf	32.39	3	Horizontal	41	2.01	-

802.11n HT20_Nss1,(MCS0)_1TX

2437MHz_TX

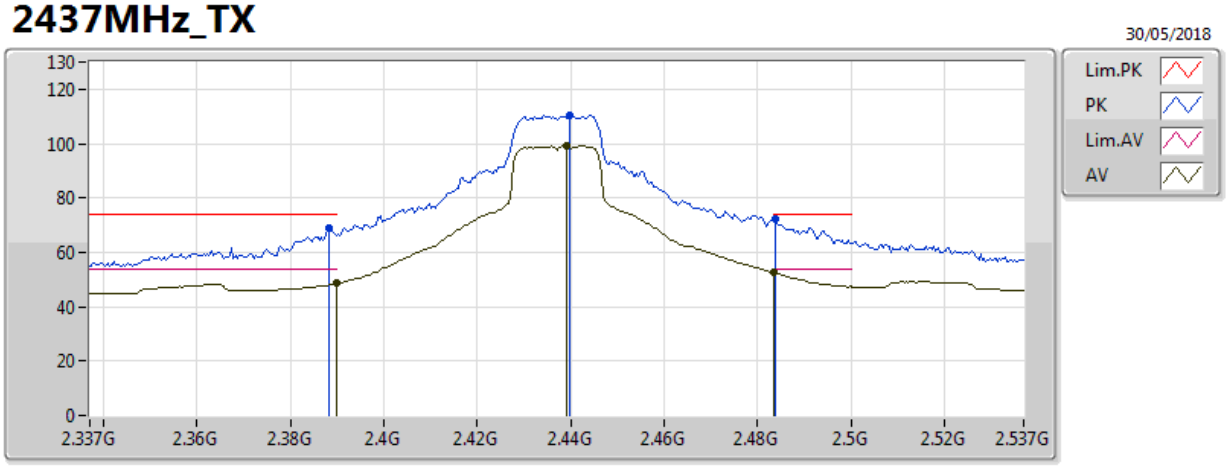

Type	Freq	Level	Limit	Margin	Factor	Dist	Condition	Azimuth	Height	Comments
	(Hz)	(dBuV/m)	(dBuV/m)	(dB)	(dB)	(m)		(°)	(m)	
AV	2.3898G	48.62	54.00	-5.38	32.28	3	Vertical	156	1.64	-
AV	2.439G	99.42	Inf	-Inf	32.45	3	Vertical	156	1.64	-
AV	2.483502G	52.44	54.00	-1.56	32.61	3	Vertical	156	1.64	-
PK	2.3882G	68.74	74.00	-5.26	32.27	3	Vertical	156	1.64	-
PK	2.4398G	110.59	Inf	-Inf	32.45	3	Vertical	156	1.64	-
PK	2.4838G	72.24	74.00	-1.76	32.61	3	Vertical	156	1.64	-

802.11n HT20_Nss1,(MCS0)_1TX

2437MHz_TX

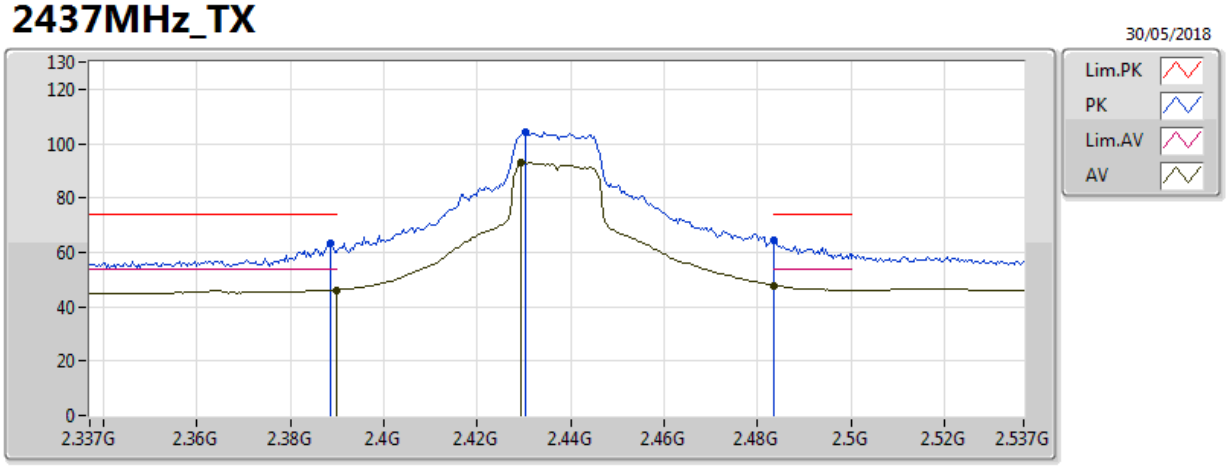

Type	Freq	Level	Limit	Margin	Factor	Dist	Condition	Azimuth	Height	Comments
	(Hz)	(dBuV/m)	(dBuV/m)	(dB)	(dB)	(m)		(°)	(m)	
AV	2.3898G	46.22	54.00	-7.78	32.28	3	Horizontal	138	1.50	-
AV	2.4294G	92.83	Inf	-Inf	32.42	3	Horizontal	138	1.50	-
AV	2.483502G	47.88	54.00	-6.12	32.61	3	Horizontal	138	1.50	-
PK	2.3886G	63.28	74.00	-10.72	32.27	3	Horizontal	138	1.50	-
PK	2.4302G	104.09	Inf	-Inf	32.42	3	Horizontal	138	1.50	-
PK	2.483502G	64.39	74.00	-9.61	32.61	3	Horizontal	138	1.50	-

802.11n HT20_Nss1,(MCS0)_1TX

2437MHz_TX

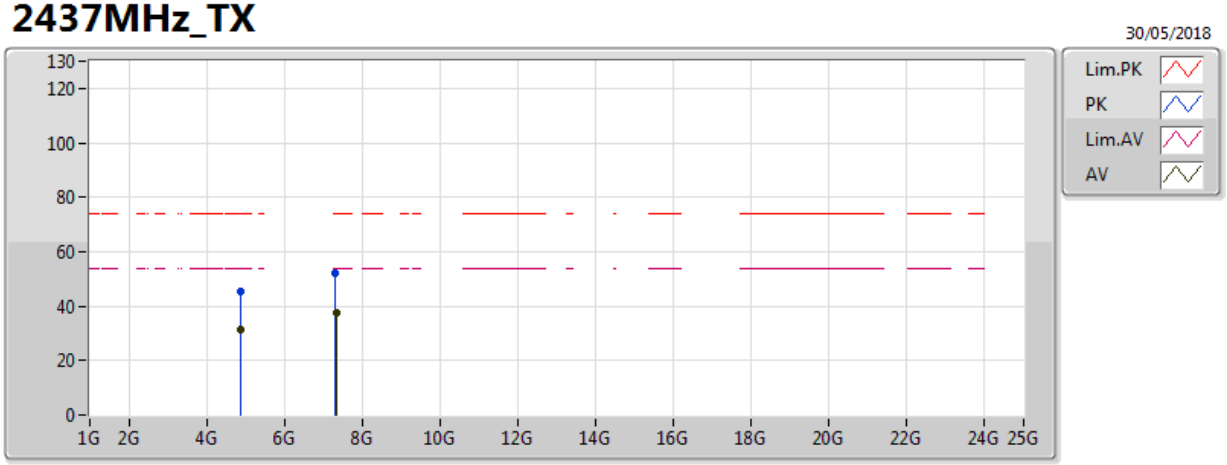

Type	Freq	Level	Limit	Margin	Factor	Dist	Condition	Azimuth	Height	Comments
	(Hz)	(dBuV/m)	(dBuV/m)	(dB)	(dB)	(m)		(°)	(m)	
AV	4.88372G	31.57	54.00	-22.43	3.16	3	Vertical	157	1.50	-
AV	7.32492G	37.77	54.00	-16.23	9.35	3	Vertical	163	1.50	-
PK	4.88252G	45.65	74.00	-28.35	3.16	3	Vertical	157	1.50	-
PK	7.3215G	51.99	74.00	-22.01	9.34	3	Vertical	163	1.50	-

802.11n HT20_Nss1,(MCS0)_1TX

2437MHz_TX

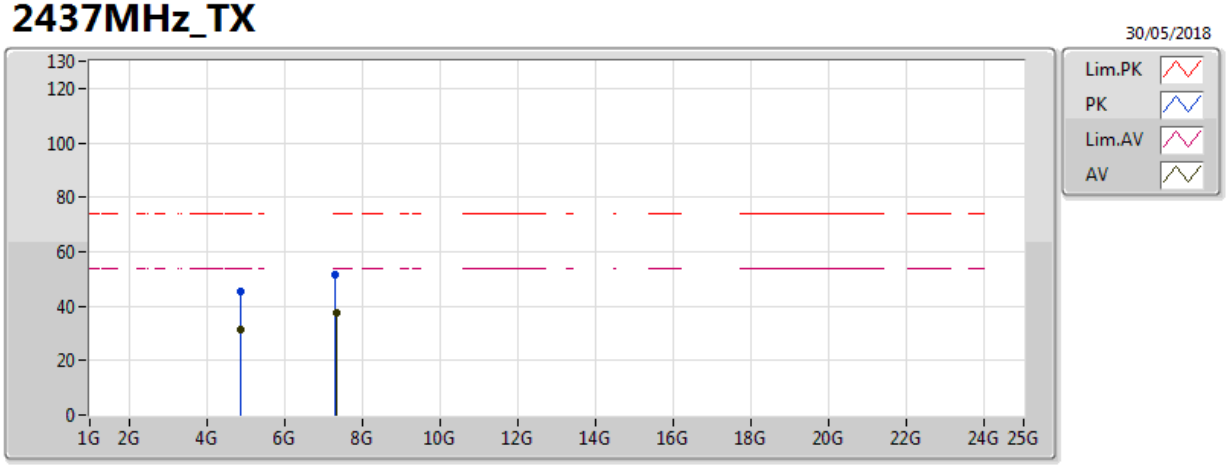

Type	Freq	Level	Limit	Margin	Factor	Dist	Condition	Azimuth	Height	Comments
	(Hz)	(dBuV/m)	(dBuV/m)	(dB)	(dB)	(m)		(°)	(m)	
AV	4.8836G	31.33	54.00	-22.67	3.16	3	Horizontal	168	2.83	-
AV	7.32468G	37.64	54.00	-16.36	9.35	3	Horizontal	341	1.50	-
PK	4.8764G	45.45	74.00	-28.55	3.15	3	Horizontal	168	2.83	-
PK	7.31514G	51.58	74.00	-22.42	9.31	3	Horizontal	341	1.50	-

802.11n HT20_Nss1,(MCS0)_1TX

2442MHz_TX

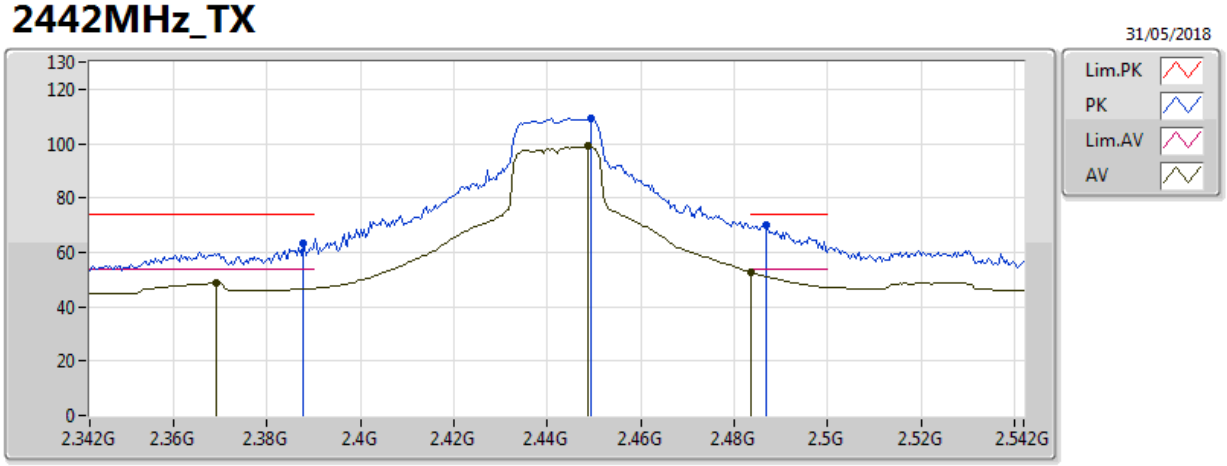

Type	Freq	Level	Limit	Margin	Factor	Dist	Condition	Azimuth	Height	Comments
	(Hz)	(dBuV/m)	(dBuV/m)	(dB)	(dB)	(m)		(°)	(m)	
AV	2.3692G	48.74	54.00	-5.26	32.20	3	Vertical	156	1.57	-
AV	2.4488G	98.91	Inf	-Inf	32.49	3	Vertical	156	1.57	-
AV	2.483502G	52.66	54.00	-1.34	32.61	3	Vertical	156	1.57	-
PK	2.3876G	63.21	74.00	-10.79	32.27	3	Vertical	156	1.57	-
PK	2.4492G	109.39	Inf	-Inf	32.49	3	Vertical	156	1.57	-
PK	2.4868G	70.11	74.00	-3.89	32.62	3	Vertical	156	1.57	-

802.11n HT20_Nss1,(MCS0)_1TX

2442MHz_TX

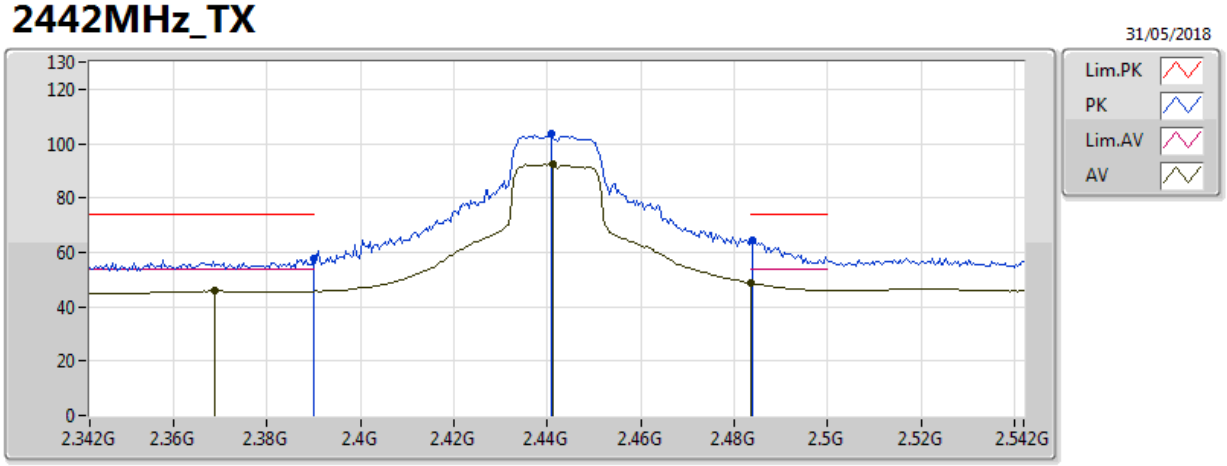

Type	Freq	Level	Limit	Margin	Factor	Dist	Condition	Azimuth	Height	Comments
	(Hz)	(dBuV/m)	(dBuV/m)	(dB)	(dB)	(m)		(°)	(m)	
AV	2.3688G	45.91	54.00	-8.09	32.20	3	Horizontal	138	1.55	-
AV	2.4412G	92.61	Inf	-Inf	32.46	3	Horizontal	138	1.55	-
AV	2.483502G	48.68	54.00	-5.32	32.61	3	Horizontal	138	1.55	-
PK	2.389998G	57.66	74.00	-16.34	32.28	3	Horizontal	138	1.55	-
PK	2.4408G	103.55	Inf	-Inf	32.46	3	Horizontal	138	1.55	-
PK	2.484G	64.44	74.00	-9.56	32.61	3	Horizontal	138	1.55	-

802.11n HT20_Nss1,(MCS0)_1TX

2447MHz_TX

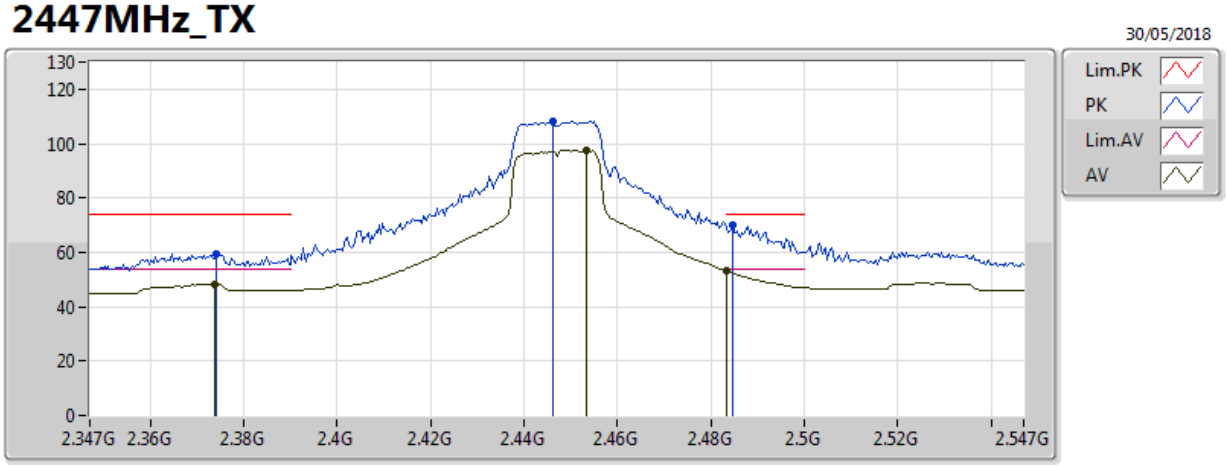

Type	Freq	Level	Limit	Margin	Factor	Dist	Condition	Azimuth	Height	Comments
	(Hz)	(dBuV/m)	(dBuV/m)	(dB)	(dB)	(m)		(°)	(m)	
AV	2.3738G	48.26	54.00	-5.74	32.22	3	Vertical	152	1.55	-
AV	2.4534G	97.57	Inf	-Inf	32.50	3	Vertical	152	1.55	-
AV	2.483502G	53.17	54.00	-0.83	32.61	3	Vertical	152	1.55	-
PK	2.3742G	59.47	74.00	-14.53	32.22	3	Vertical	152	1.55	-
PK	2.4462G	108.02	Inf	-Inf	32.48	3	Vertical	152	1.55	-
PK	2.4846G	69.82	74.00	-4.18	32.61	3	Vertical	152	1.55	-

802.11n HT20_Nss1,(MCS0)_1TX

2447MHz_TX

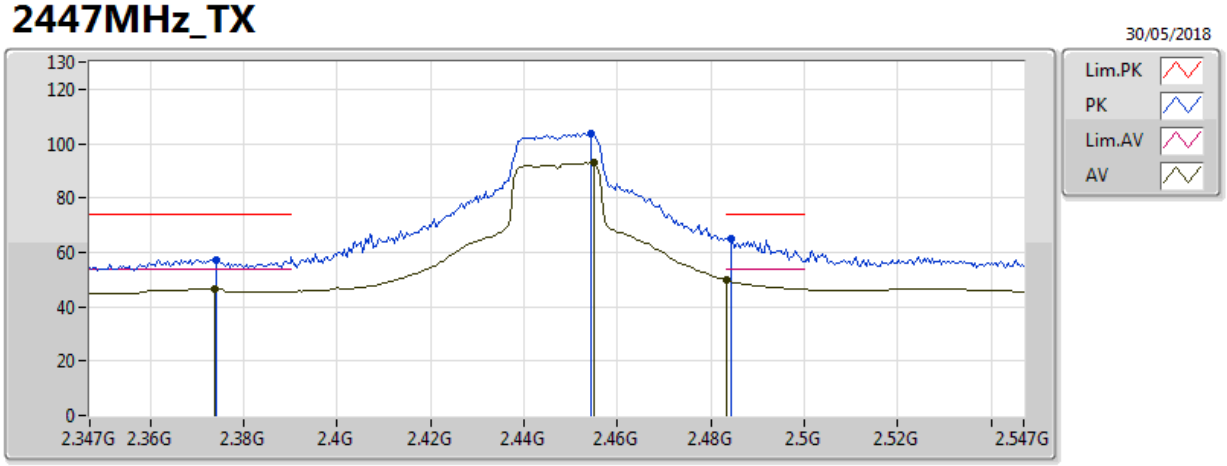

Type	Freq	Level	Limit	Margin	Factor	Dist	Condition	Azimuth	Height	Comments
	(Hz)	(dBuV/m)	(dBuV/m)	(dB)	(dB)	(m)		(°)	(m)	
AV	2.3738G	46.49	54.00	-7.51	32.22	3	Horizontal	44	1.96	-
AV	2.455G	92.96	Inf	-Inf	32.51	3	Horizontal	44	1.96	-
AV	2.483502G	49.62	54.00	-4.38	32.61	3	Horizontal	44	1.96	-
PK	2.3742G	57.41	74.00	-16.59	32.22	3	Horizontal	44	1.96	-
PK	2.4542G	103.90	Inf	-Inf	32.51	3	Horizontal	44	1.96	-
PK	2.4842G	65.12	74.00	-8.88	32.61	3	Horizontal	44	1.96	-

802.11n HT20_Nss1,(MCS0)_1TX

2452MHz_TX

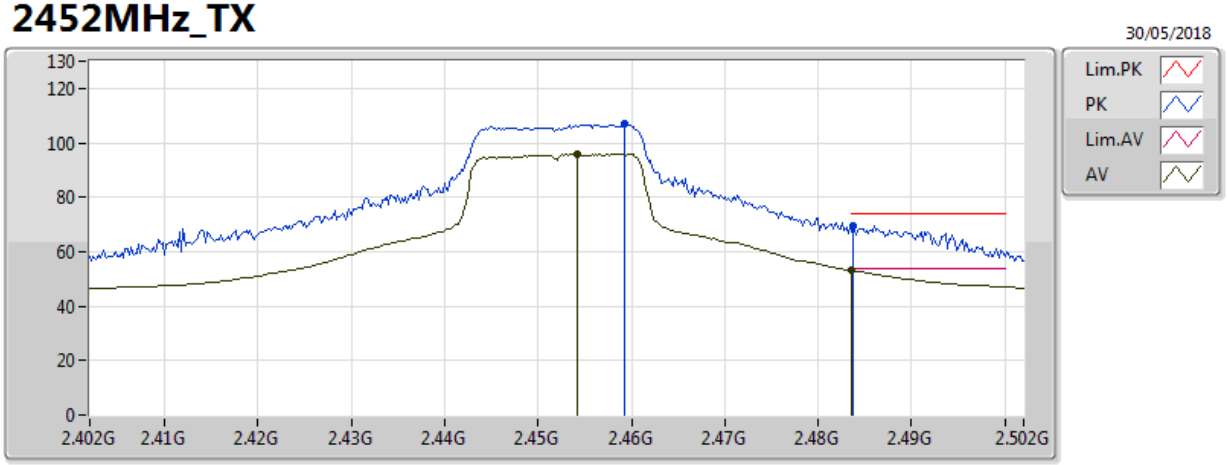

Type	Freq	Level	Limit	Margin	Factor	Dist	Condition	Azimuth	Height	Comments
	(Hz)	(dBuV/m)	(dBuV/m)	(dB)	(dB)	(m)		(°)	(m)	
AV	2.4542G	95.98	Inf	-Inf	32.51	3	Vertical	150	1.49	-
AV	2.483502G	53.22	54.00	-0.78	32.61	3	Vertical	150	1.49	-
PK	2.4592G	106.78	Inf	-Inf	32.52	3	Vertical	150	1.49	-
PK	2.4838G	69.37	74.00	-4.63	32.61	3	Vertical	150	1.49	-

802.11n HT20_Nss1,(MCS0)_1TX

2452MHz_TX

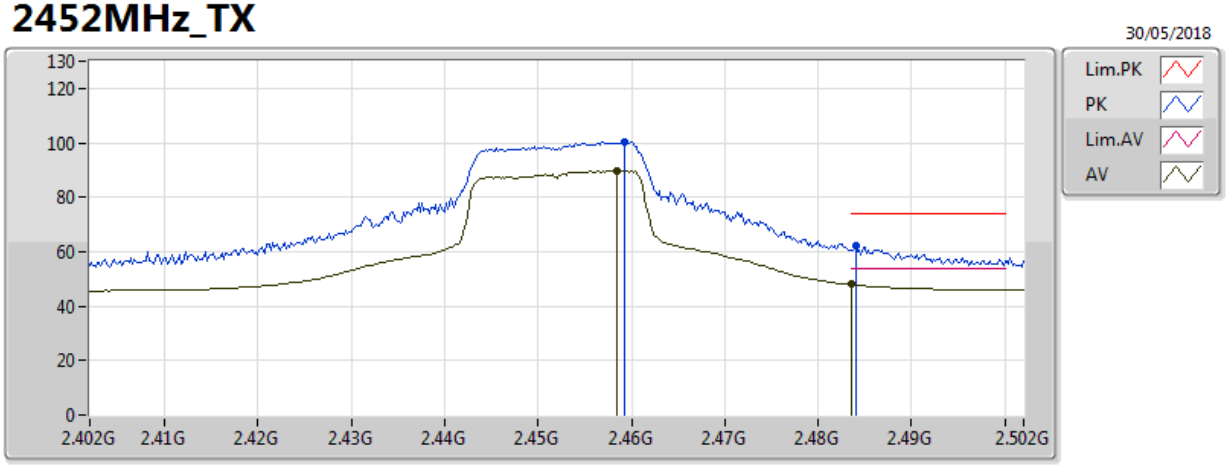

Type	Freq	Level	Limit	Margin	Factor	Dist	Condition	Azimuth	Height	Comments
	(Hz)	(dBuV/m)	(dBuV/m)	(dB)	(dB)	(m)		(°)	(m)	
AV	2.4584G	89.84	Inf	-Inf	32.52	3	Horizontal	215	1.50	-
AV	2.483502G	48.00	54.00	-6.00	32.61	3	Horizontal	215	1.50	-
PK	2.4592G	100.40	Inf	-Inf	32.52	3	Horizontal	215	1.50	-
PK	2.484G	62.06	74.00	-11.94	32.61	3	Horizontal	215	1.50	-

802.11n HT20_Nss1,(MCS0)_1TX

2457MHz_TX

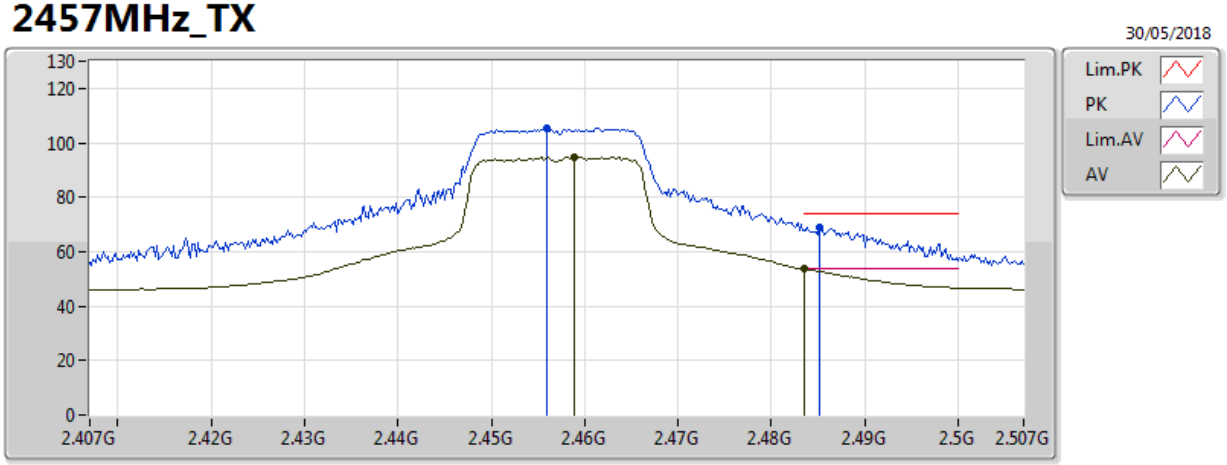

Type	Freq	Level	Limit	Margin	Factor	Dist	Condition	Azimuth	Height	Comments
	(Hz)	(dBuV/m)	(dBuV/m)	(dB)	(dB)	(m)		(°)	(m)	
AV	2.4588G	94.83	Inf	-Inf	32.52	3	Vertical	151	1.49	-
AV	2.483502G	53.71	54.00	-0.29	32.61	3	Vertical	151	1.49	-
PK	2.456G	105.45	Inf	-Inf	32.51	3	Vertical	151	1.49	-
PK	2.4852G	68.75	74.00	-5.25	32.61	3	Vertical	151	1.49	-

802.11n HT20_Nss1,(MCS0)_1TX

2457MHz_TX

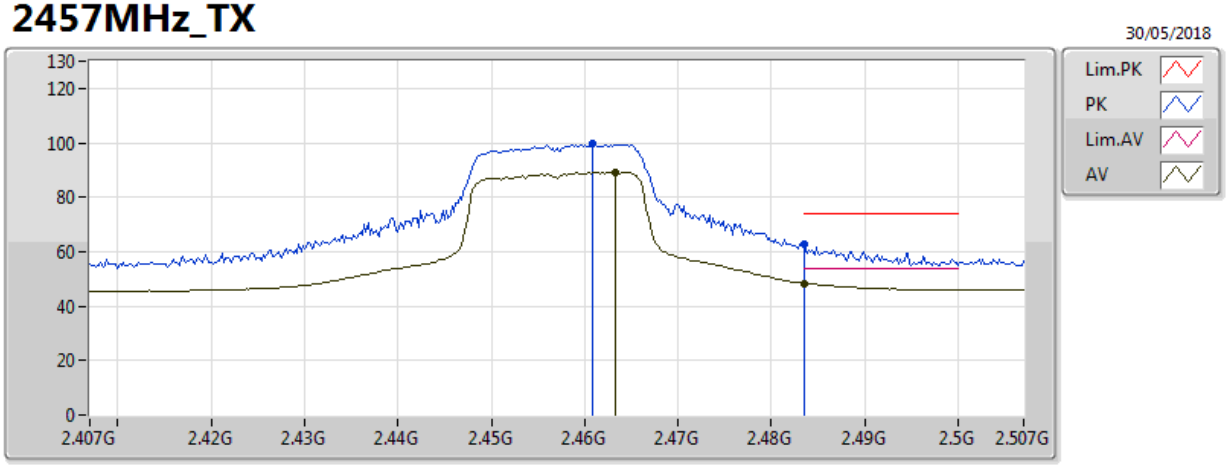

Type	Freq	Level	Limit	Margin	Factor	Dist	Condition	Azimuth	Height	Comments
	(Hz)	(dBuV/m)	(dBuV/m)	(dB)	(dB)	(m)		(°)	(m)	
AV	2.4632G	89.30	Inf	-Inf	32.54	3	Horizontal	215	1.49	-
AV	2.483502G	48.40	54.00	-5.60	32.61	3	Horizontal	215	1.49	-
PK	2.4608G	99.68	Inf	-Inf	32.53	3	Horizontal	215	1.49	-
PK	2.483502G	62.55	74.00	-11.45	32.61	3	Horizontal	215	1.49	-

802.11n HT20_Nss1,(MCS0)_1TX

2462MHz_TX

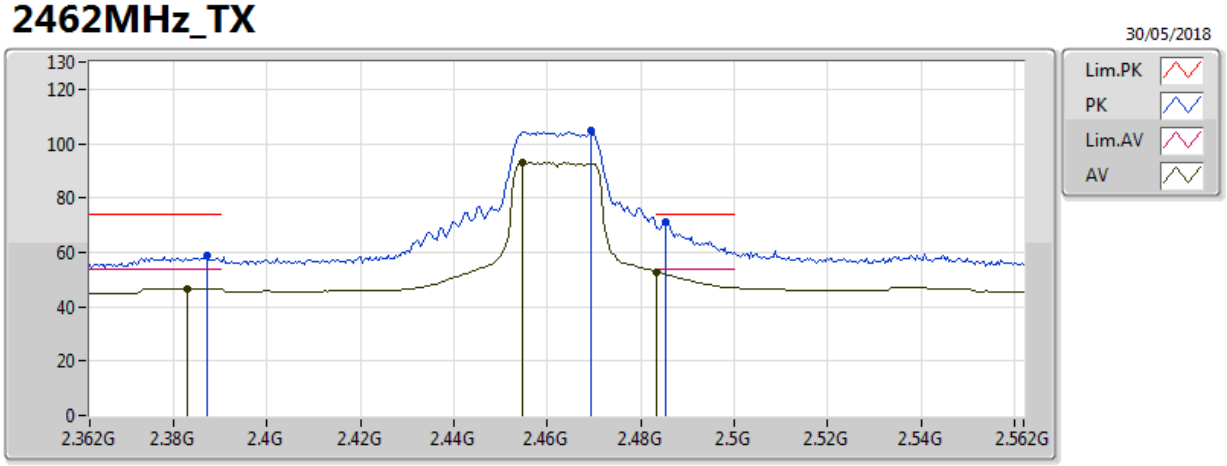

Type	Freq	Level	Limit	Margin	Factor	Dist	Condition	Azimuth	Height	Comments
	(Hz)	(dBuV/m)	(dBuV/m)	(dB)	(dB)	(m)		(°)	(m)	
AV	2.3828G	46.77	54.00	-7.23	32.25	3	Vertical	150	1.50	-
AV	2.4548G	93.05	Inf	-Inf	32.51	3	Vertical	150	1.50	-
AV	2.483502G	52.86	54.00	-1.14	32.61	3	Vertical	150	1.50	-
PK	2.3872G	58.65	74.00	-15.35	32.26	3	Vertical	150	1.50	-
PK	2.4692G	104.56	Inf	-Inf	32.56	3	Vertical	150	1.50	-
PK	2.4852G	71.10	74.00	-2.90	32.61	3	Vertical	150	1.50	-

802.11n HT20_Nss1,(MCS0)_1TX

2462MHz_TX

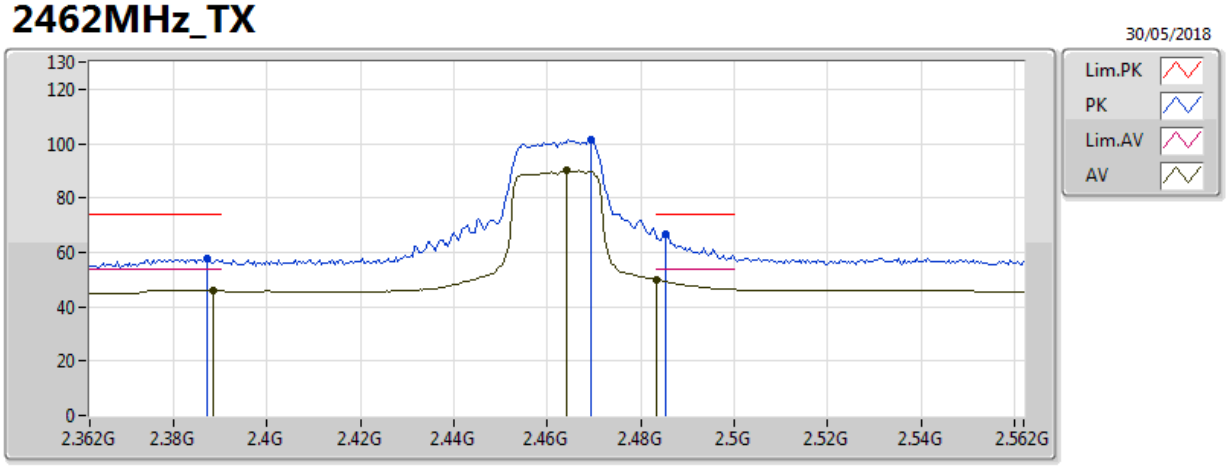

Type	Freq	Level	Limit	Margin	Factor	Dist	Condition	Azimuth	Height	Comments
	(Hz)	(dBuV/m)	(dBuV/m)	(dB)	(dB)	(m)		(°)	(m)	
AV	2.3884G	46.08	54.00	-7.92	32.27	3	Horizontal	45	2.01	-
AV	2.464G	89.97	Inf	-Inf	32.54	3	Horizontal	45	2.01	-
AV	2.483502G	49.86	54.00	-4.14	32.61	3	Horizontal	45	2.01	-
PK	2.3872G	57.75	74.00	-16.25	32.26	3	Horizontal	45	2.01	-
PK	2.4692G	101.44	Inf	-Inf	32.56	3	Horizontal	45	2.01	-
PK	2.4852G	66.89	74.00	-7.11	32.61	3	Horizontal	45	2.01	-

802.11n HT20_Nss1,(MCS0)_1TX

2462MHz_TX

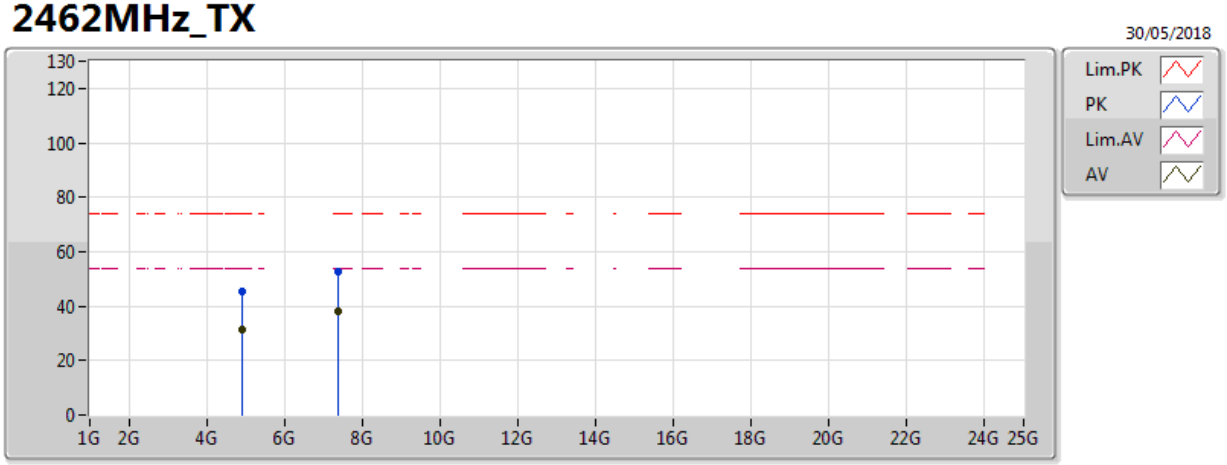

Type	Freq	Level	Limit	Margin	Factor	Dist	Condition	Azimuth	Height	Comments
	(Hz)	(dBuV/m)	(dBuV/m)	(dB)	(dB)	(m)		(°)	(m)	
AV	4.91464G	31.56	54.00	-22.44	3.23	3	Vertical	360	1.83	-
AV	7.38798G	38.17	54.00	-15.83	9.61	3	Vertical	274	1.83	-
PK	4.92394G	45.56	74.00	-28.44	3.25	3	Vertical	360	1.83	-
PK	7.3815G	52.63	74.00	-21.37	9.58	3	Vertical	274	1.83	-

802.11n HT20_Nss1,(MCS0)_1TX

2462MHz_TX

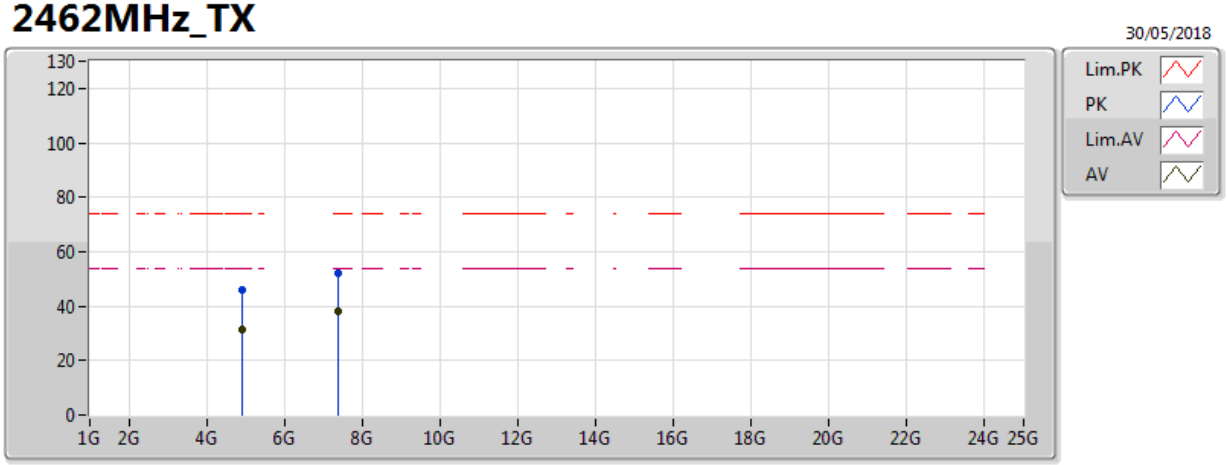

Type	Freq	Level	Limit	Margin	Factor	Dist	Condition	Azimuth	Height	Comments
	(Hz)	(dBuV/m)	(dBuV/m)	(dB)	(dB)	(m)		(°)	(m)	
AV	4.91176G	31.54	54.00	-22.46	3.22	3	Horizontal	0	1.83	-
AV	7.38804G	38.03	54.00	-15.97	9.61	3	Horizontal	211	1.50	-
PK	4.93054G	45.90	74.00	-28.10	3.26	3	Horizontal	0	1.83	-
PK	7.39656G	52.08	74.00	-21.92	9.65	3	Horizontal	211	1.50	-

802.11n HT40_Nss1,(MCS0)_1TX

2422MHz_TX

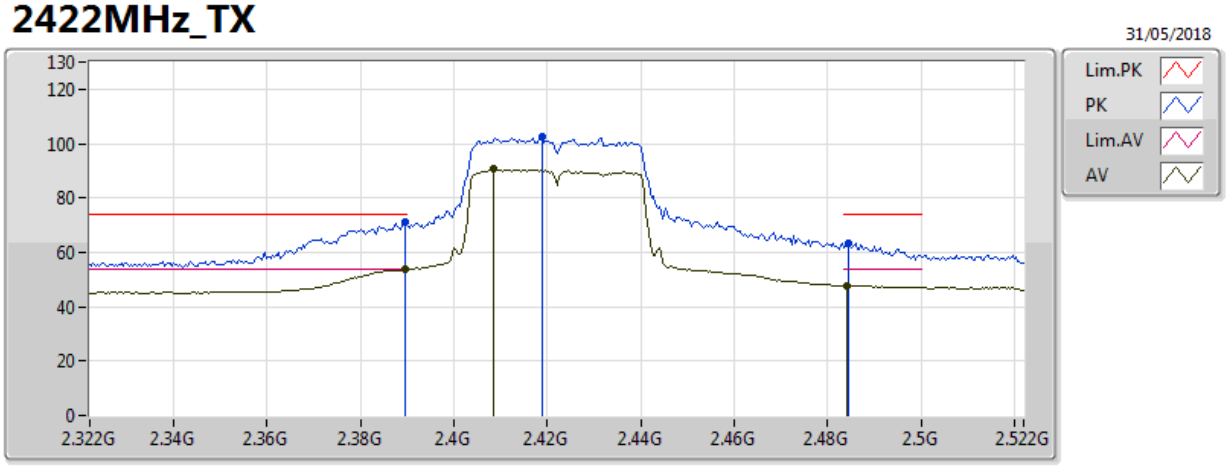

Type	Freq	Level	Limit	Margin	Factor	Dist	Condition	Azimuth	Height	Comments
	(Hz)	(dBuV/m)	(dBuV/m)	(dB)	(dB)	(m)		(°)	(m)	
AV	2.3896G	53.80	54.00	-0.20	32.28	3	Vertical	157	1.49	-
AV	2.4084G	90.55	Inf	-Inf	32.34	3	Vertical	157	1.49	-
AV	2.484G	47.80	54.00	-6.20	32.61	3	Vertical	157	1.49	-
PK	2.3896G	71.27	74.00	-2.73	32.28	3	Vertical	157	1.49	-
PK	2.4188G	102.27	Inf	-Inf	32.38	3	Vertical	157	1.49	-
PK	2.4844G	63.29	74.00	-10.71	32.61	3	Vertical	157	1.49	-

802.11n HT40_Nss1,(MCS0)_1TX

2422MHz_TX

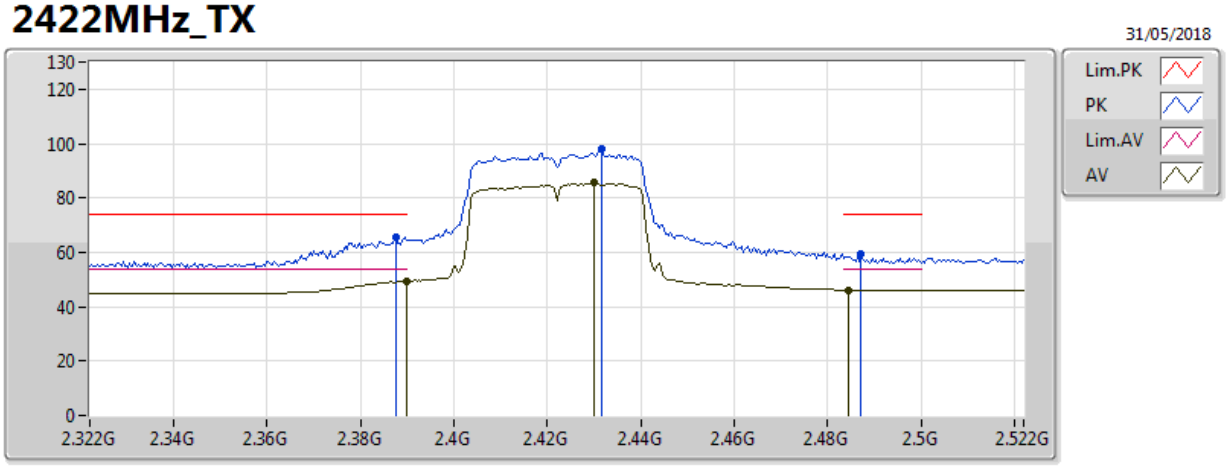

Type	Freq	Level	Limit	Margin	Factor	Dist	Condition	Azimuth	Height	Comments
	(Hz)	(dBuV/m)	(dBuV/m)	(dB)	(dB)	(m)		(°)	(m)	
PK	2.3876G	65.63	74.00	-8.37	32.27	3	Horizontal	137	1.49	-
AV	2.389998G	49.57	54.00	-4.43	32.28	3	Horizontal	137	1.49	-
PK	2.4316G	98.02	Inf	-Inf	32.42	3	Horizontal	137	1.49	-
AV	2.43G	85.65	Inf	-Inf	32.42	3	Horizontal	137	1.49	-
PK	2.4872G	59.25	74.00	-14.75	32.62	3	Horizontal	137	1.49	-
AV	2.4844G	46.22	54.00	-7.78	32.61	3	Horizontal	137	1.49	-

802.11n HT40_Nss1,(MCS0)_1TX

2422MHz_TX

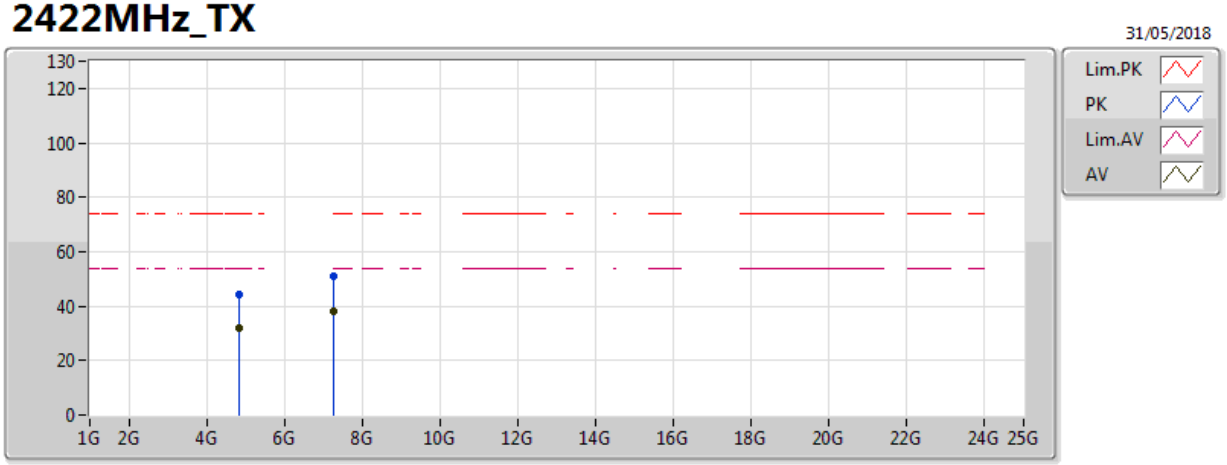

Type	Freq	Level	Limit	Margin	Factor	Dist	Condition	Azimuth	Height	Comments
	(Hz)	(dBuV/m)	(dBuV/m)	(dB)	(dB)	(m)		(°)	(m)	
AV	4.8473G	31.67	54.00	-22.33	3.08	3	Vertical	320	1.75	-
AV	7.251G	37.97	54.00	-16.03	9.04	3	Vertical	255	1.84	-
PK	4.84214G	44.35	74.00	-29.65	3.07	3	Vertical	320	1.75	-
PK	7.27428G	51.19	74.00	-22.81	9.14	3	Vertical	255	1.84	-

802.11n HT40_Nss1,(MCS0)_1TX

2422MHz_TX

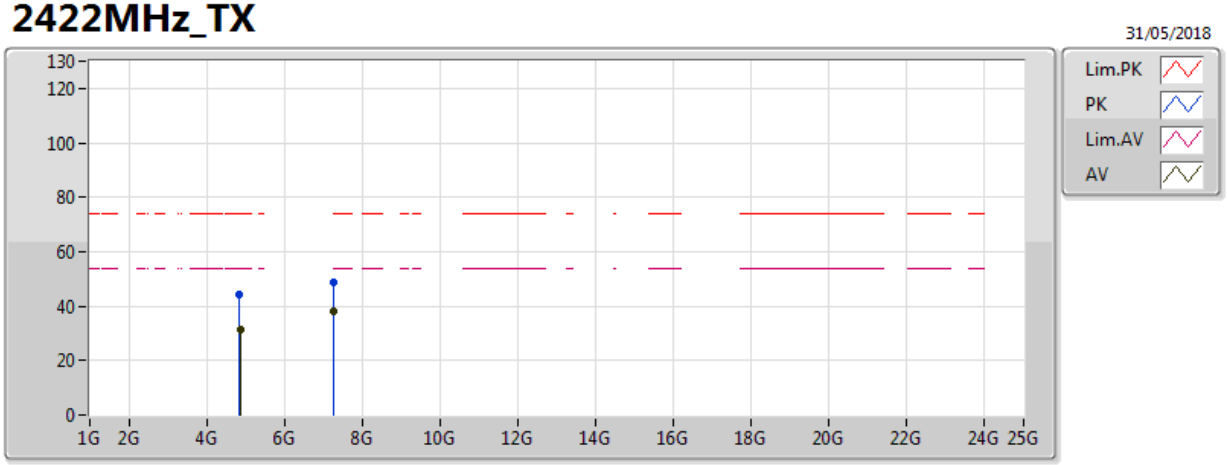

Type	Freq	Level	Limit	Margin	Factor	Dist	Condition	Azimuth	Height	Comments
	(Hz)	(dBuV/m)	(dBuV/m)	(dB)	(dB)	(m)		(°)	(m)	
AV	4.859G	31.39	54.00	-22.61	3.11	3	Horizontal	162	2.07	-
AV	7.25214G	37.94	54.00	-16.06	9.04	3	Horizontal	103	1.69	-
PK	4.85402G	44.28	74.00	-29.72	3.10	3	Horizontal	162	2.07	-
PK	7.26522G	48.83	74.00	-25.17	9.10	3	Horizontal	103	1.69	-

802.11n HT40_Nss1,(MCS0)_1TX

2437MHz_TX

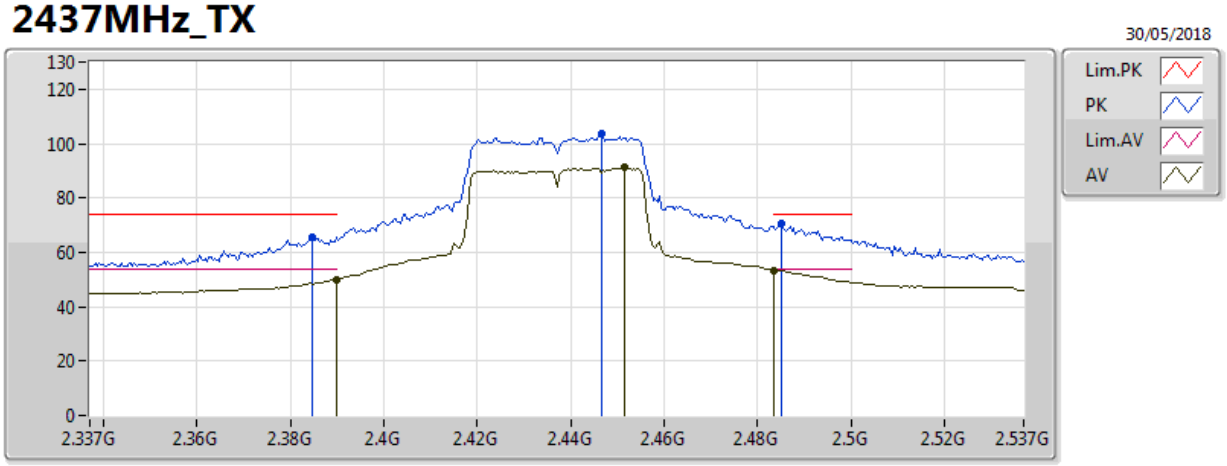

Type	Freq	Level	Limit	Margin	Factor	Dist	Condition	Azimuth	Height	Comments
	(Hz)	(dBuV/m)	(dBuV/m)	(dB)	(dB)	(m)		(°)	(m)	
AV	2.3898G	50.15	54.00	-3.85	32.28	3	Vertical	151	1.49	-
AV	2.4514G	91.24	Inf	-Inf	32.50	3	Vertical	151	1.49	-
AV	2.483502G	53.42	54.00	-0.58	32.61	3	Vertical	151	1.49	-
PK	2.3846G	65.45	74.00	-8.55	32.25	3	Vertical	151	1.49	-
PK	2.4466G	103.82	Inf	-Inf	32.48	3	Vertical	151	1.49	-
PK	2.485G	70.61	74.00	-3.39	32.61	3	Vertical	151	1.49	-

802.11n HT40_Nss1,(MCS0)_1TX

2437MHz_TX

Type	Freq	Level	Limit	Margin	Factor	Dist	Condition	Azimuth	Height	Comments
	(Hz)	(dBuV/m)	(dBuV/m)	(dB)	(dB)	(m)		(°)	(m)	
AV	2.3898G	47.38	54.00	-6.62	32.28	3	Horizontal	138	1.50	-
AV	2.4322G	85.74	Inf	-Inf	32.43	3	Horizontal	138	1.50	-
AV	2.483502G	48.88	54.00	-5.12	32.61	3	Horizontal	138	1.50	-
PK	2.3846G	61.18	74.00	-12.82	32.25	3	Horizontal	138	1.50	-
PK	2.4338G	97.45	Inf	-Inf	32.43	3	Horizontal	138	1.50	-
PK	2.485G	64.71	74.00	-9.29	32.61	3	Horizontal	138	1.50	-

802.11n HT40_Nss1,(MCS0)_1TX

2437MHz_TX

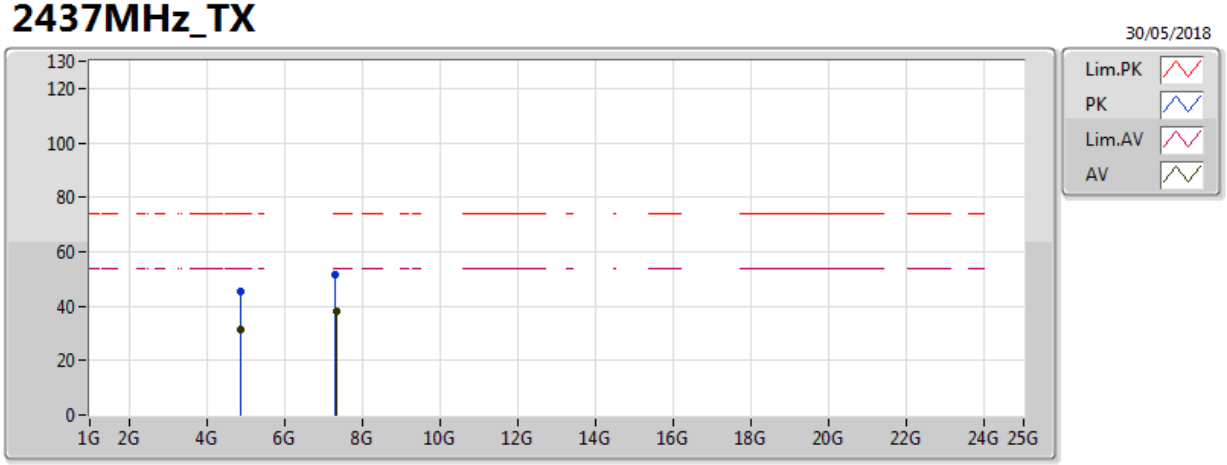

Type	Freq	Level	Limit	Margin	Factor	Dist	Condition	Azimuth	Height	Comments
	(Hz)	(dBuV/m)	(dBuV/m)	(dB)	(dB)	(m)		(°)	(m)	
AV	4.88558G	31.54	54.00	-22.46	3.17	3	Vertical	360	1.50	-
AV	7.32582G	37.85	54.00	-16.15	9.36	3	Vertical	139	1.50	-
PK	4.87166G	45.64	74.00	-28.36	3.14	3	Vertical	360	1.50	-
PK	7.32222G	51.33	74.00	-22.67	9.34	3	Vertical	139	1.50	-

802.11n HT40_Nss1,(MCS0)_1TX

2437MHz_TX

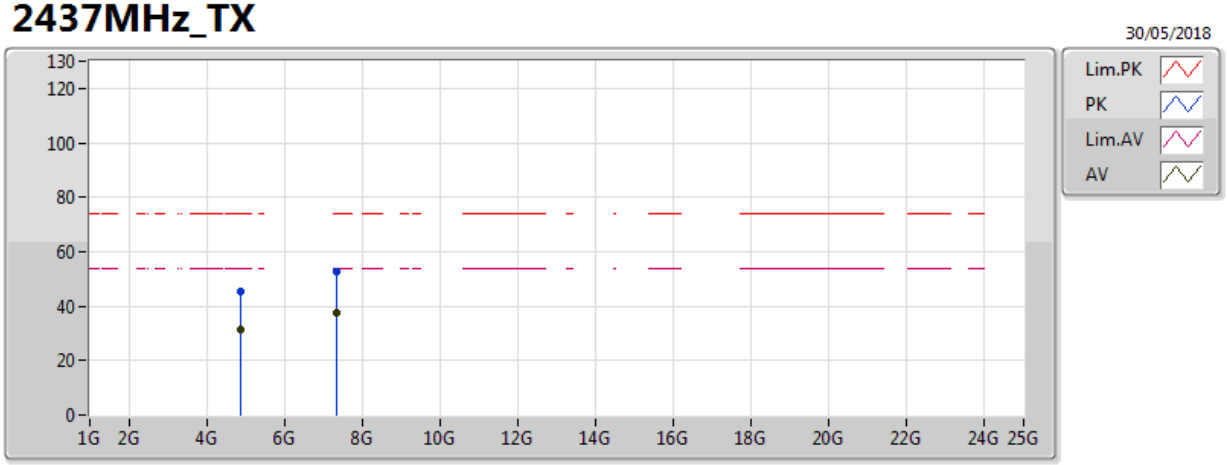

Type	Freq	Level	Limit	Margin	Factor	Dist	Condition	Azimuth	Height	Comments
	(Hz)	(dBuV/m)	(dBuV/m)	(dB)	(dB)	(m)		(°)	(m)	
AV	4.88522G	31.47	54.00	-22.53	3.17	3	Horizontal	360	1.50	-
AV	7.32354G	37.77	54.00	-16.23	9.35	3	Horizontal	318	1.73	-
PK	4.87976G	45.19	74.00	-28.81	3.16	3	Horizontal	360	1.50	-
PK	7.32504G	52.66	74.00	-21.34	9.35	3	Horizontal	318	1.73	-

802.11n HT40_Nss1,(MCS0)_1TX

2447MHz_TX

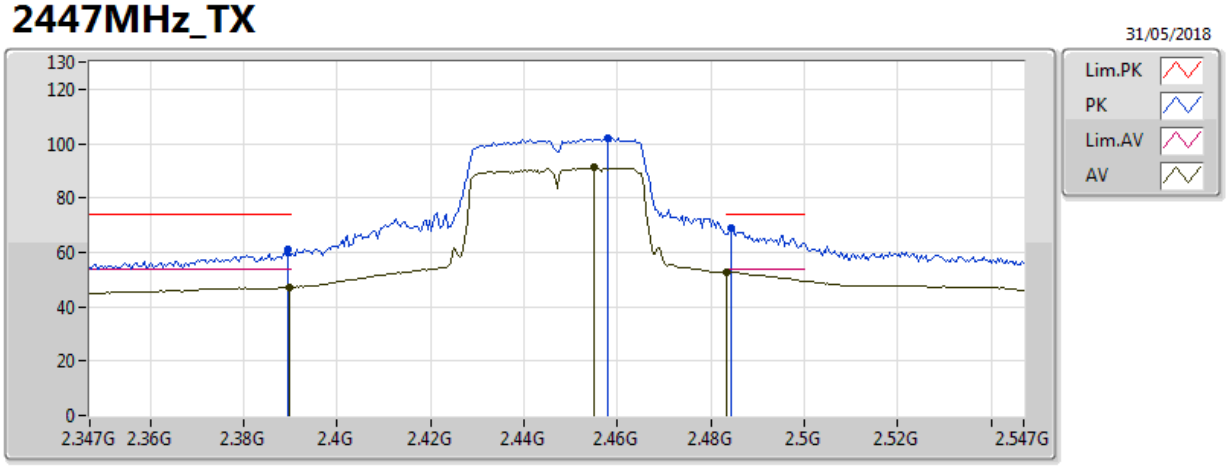

Type	Freq	Level	Limit	Margin	Factor	Dist	Condition	Azimuth	Height	Comments
	(Hz)	(dBuV/m)	(dBuV/m)	(dB)	(dB)	(m)		(°)	(m)	
AV	2.3898G	47.03	54.00	-6.97	32.28	3	Vertical	150	1.50	-
AV	2.455G	91.15	Inf	-Inf	32.51	3	Vertical	150	1.50	-
AV	2.483502G	52.92	54.00	-1.08	32.61	3	Vertical	150	1.50	-
PK	2.3894G	61.26	74.00	-12.74	32.27	3	Vertical	150	1.50	-
PK	2.4578G	102.26	Inf	-Inf	32.52	3	Vertical	150	1.50	-
PK	2.4842G	68.72	74.00	-5.28	32.61	3	Vertical	150	1.50	-

802.11n HT40_Nss1,(MCS0)_1TX

2447MHz_TX

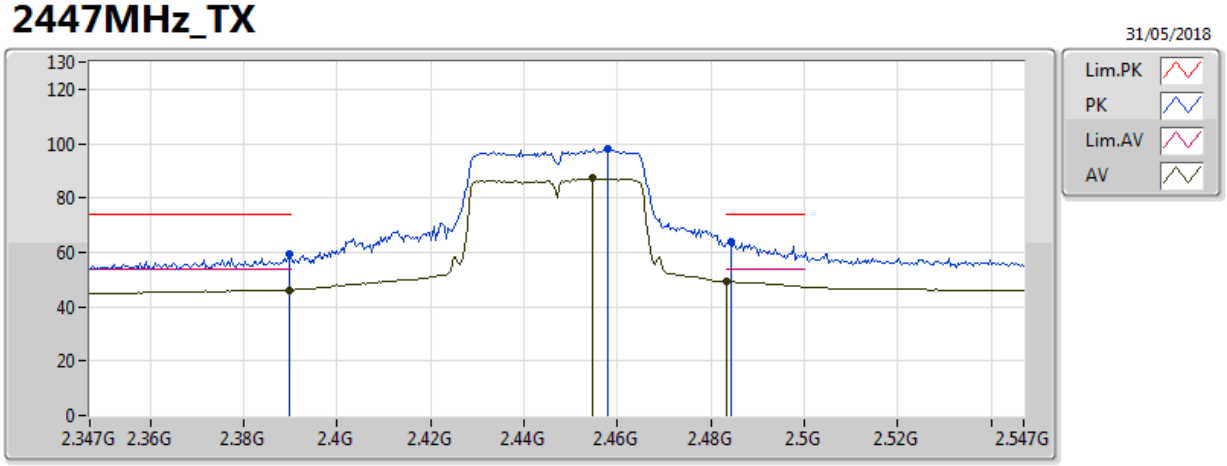

Type	Freq	Level	Limit	Margin	Factor	Dist	Condition	Azimuth	Height	Comments
	(Hz)	(dBuV/m)	(dBuV/m)	(dB)	(dB)	(m)		(°)	(m)	
AV	2.3898G	46.13	54.00	-7.87	32.28	3	Horizontal	41	1.95	-
AV	2.4546G	87.32	Inf	-Inf	32.51	3	Horizontal	41	1.95	-
AV	2.483502G	49.26	54.00	-4.74	32.61	3	Horizontal	41	1.95	-
PK	2.3898G	59.12	74.00	-14.88	32.28	3	Horizontal	41	1.95	-
PK	2.4578G	98.03	Inf	-Inf	32.52	3	Horizontal	41	1.95	-
PK	2.4842G	63.64	74.00	-10.36	32.61	3	Horizontal	41	1.95	-

802.11n HT40_Nss1,(MCS0)_1TX

2452MHz_TX

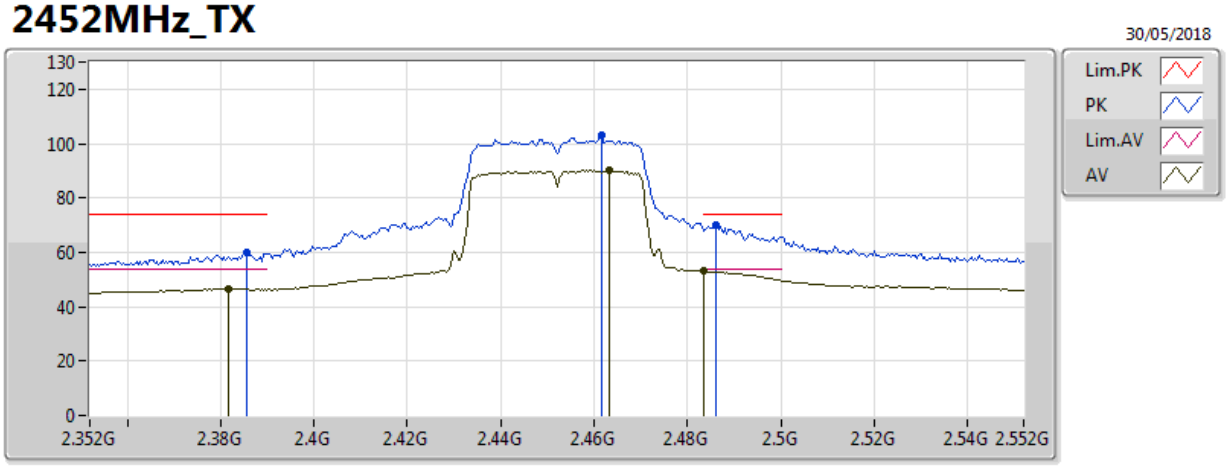

Type	Freq	Level	Limit	Margin	Factor	Dist	Condition	Azimuth	Height	Comments
	(Hz)	(dBuV/m)	(dBuV/m)	(dB)	(dB)	(m)		(°)	(m)	
AV	2.3816G	46.48	54.00	-7.52	32.25	3	Vertical	150	1.49	-
AV	2.4632G	90.15	Inf	-Inf	32.54	3	Vertical	150	1.49	-
AV	2.483502G	53.14	54.00	-0.86	32.61	3	Vertical	150	1.49	-
PK	2.3856G	60.05	74.00	-13.95	32.26	3	Vertical	150	1.49	-
PK	2.4616G	102.93	Inf	-Inf	32.53	3	Vertical	150	1.49	-
PK	2.486G	69.99	74.00	-4.01	32.62	3	Vertical	150	1.49	-

802.11n HT40_Nss1,(MCS0)_1TX

2452MHz_TX

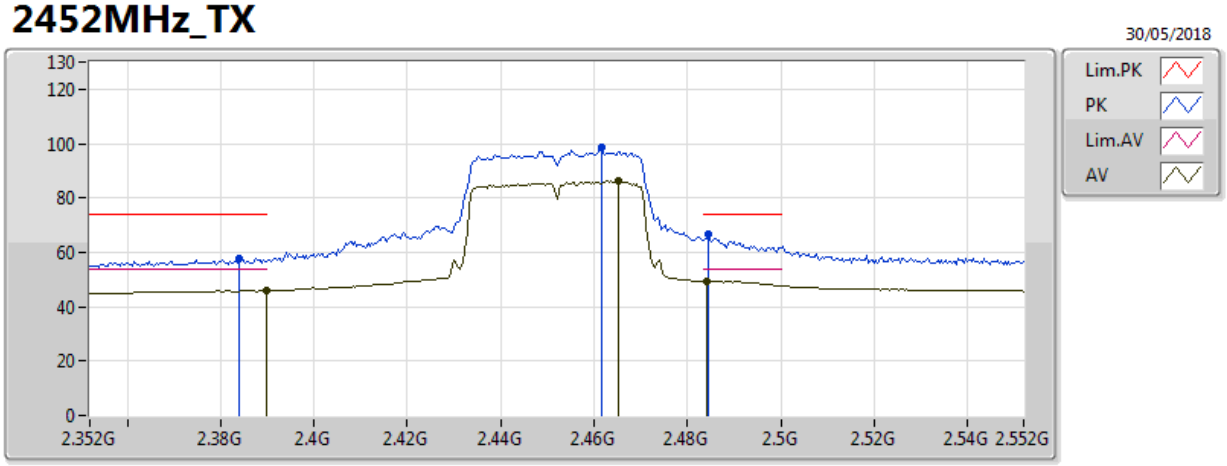

Type	Freq	Level	Limit	Margin	Factor	Dist	Condition	Azimuth	Height	Comments
	(Hz)	(dBuV/m)	(dBuV/m)	(dB)	(dB)	(m)		(°)	(m)	
AV	2.389998G	45.85	54.00	-8.15	32.28	3	Horizontal	43	1.98	-
AV	2.4652G	86.09	Inf	-Inf	32.54	3	Horizontal	43	1.98	-
AV	2.484G	49.45	54.00	-4.55	32.61	3	Horizontal	43	1.98	-
PK	2.384G	57.95	74.00	-16.05	32.25	3	Horizontal	43	1.98	-
PK	2.4616G	98.54	Inf	-Inf	32.53	3	Horizontal	43	1.98	-
PK	2.4844G	66.47	74.00	-7.53	32.61	3	Horizontal	43	1.98	-

802.11n HT40_Nss1,(MCS0)_1TX

2452MHz_TX

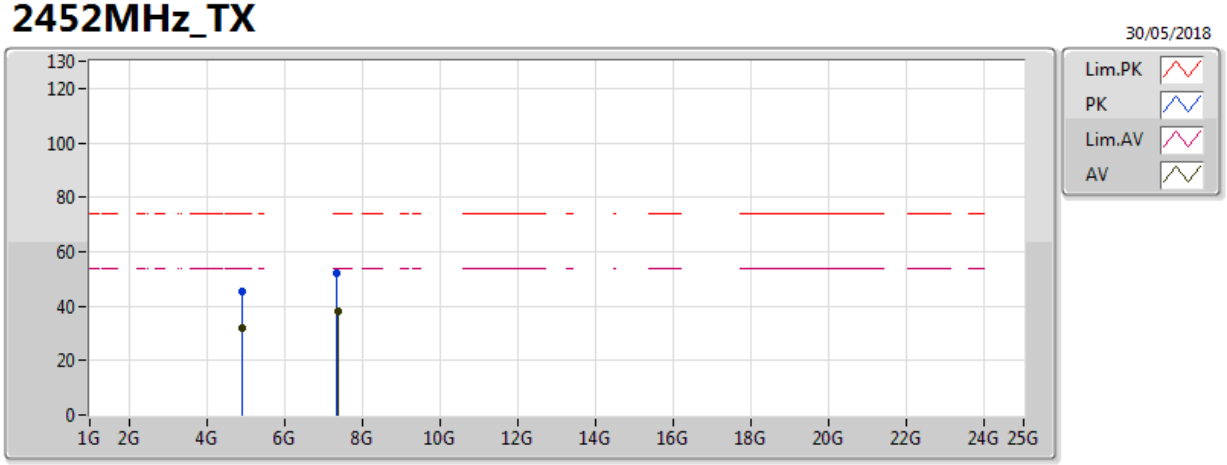

Type	Freq	Level	Limit	Margin	Factor	Dist	Condition	Azimuth	Height	Comments
	(Hz)	(dBuV/m)	(dBuV/m)	(dB)	(dB)	(m)		(°)	(m)	
AV	4.90868G	31.87	54.00	-22.13	3.22	3	Vertical	0	1.50	-
AV	7.36932G	37.95	54.00	-16.05	9.53	3	Vertical	360	1.50	-
PK	4.90664G	45.57	74.00	-28.43	3.21	3	Vertical	0	1.50	-
PK	7.3602G	52.05	74.00	-21.95	9.50	3	Vertical	360	1.50	-

802.11n HT40_Nss1,(MCS0)_1TX

2452MHz_TX

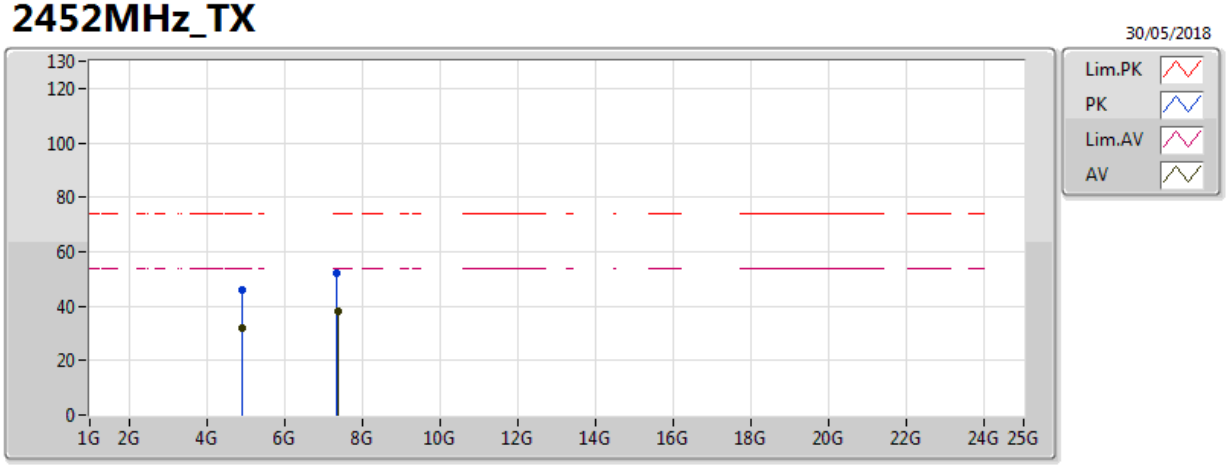

Type	Freq	Level	Limit	Margin	Factor	Dist	Condition	Azimuth	Height	Comments
	(Hz)	(dBuV/m)	(dBuV/m)	(dB)	(dB)	(m)		(°)	(m)	
AV	4.91288G	31.83	54.00	-22.17	3.23	3	Horizontal	360	1.50	-
AV	7.36818G	37.87	54.00	-16.13	9.53	3	Horizontal	0	1.50	-
PK	4.90568G	45.78	74.00	-28.22	3.21	3	Horizontal	360	1.50	-
PK	7.34532G	52.23	74.00	-21.77	9.44	3	Horizontal	0	1.50	-