FCC RADIO TEST REPORT

FCC ID	:	**2AP64-2872**
Equipment	:	**Digital Media Receiver**
Model Name	:	**C1125P**
Applicant	:	**Gargantuan LLC** **303 North Glenoaks Blvd., Ste 200** **Burbank, CA 91502**
Standard	:	**FCC Part 15 Subpart E §15.407**

The product was received on Jun. 21, 2018 and testing was started from May 04, 2020 and completed on Jul. 15, 2020. We, SPORTON INTERNATIONAL INC., EMC & Wireless Communications Laboratory, would like to declare that the tested sample has been evaluated in accordance with the test procedures and has been in compliance with the applicable technical standards.

The test results in this variant report apply exclusively to the tested model / sample. Without written approval of SPORTON INTERNATIONAL INC. EMC & Wireless Communications Laboratory, the test report shall not be reproduced except in full.

Louis Wu

Approved by: Louis Wu

SPORTON INTERNATIONAL INC. EMC & Wireless Communications Laboratory
No. 52, Huaya 1st Rd., Guishan Dist., Taoyuan City, Taiwan (R.O.C.)

Table of Contents

History of this test report **3**
Summary of Test Result **4**
1 General Description **5**
1.1 Product Feature of Equipment Under Test 5
1.2 Product Specification of Equipment Under Test 5
1.3 Modification of EUT 6
1.4 Testing Location 7
1.5 Applicable Standards 7
2 Test Configuration of Equipment Under Test **8**
2.1 Carrier Frequency and Channel 8
2.2 Test Mode 9
2.3 Connection Diagram of Test System 10
2.4 Support Unit used in test configuration and system 10
2.5 EUT Operation Test Setup 11
2.6 Measurement Results Explanation Example 11
3 Test Result **12**
3.1 26dB & 99% Occupied Bandwidth Measurement 12
3.2 Maximum Conducted Output Power Measurement 14
3.3 Power Spectral Density Measurement 16
3.4 Unwanted Emissions Measurement 18
3.5 Automatically Discontinue Transmission 23
3.6 Antenna Requirements 24
4 List of Measuring Equipment **25**
5 Uncertainty of Evaluation **27**
Appendix A. Conducted Test Results
Appendix B. Radiated Spurious Emission
Appendix C. Radiated Spurious Emission Plots
Appendix D. Duty Cycle Plots

History of this test report

Report No.	Version	Description	Issued Date
FR840308-05	01	Initial issue of report	Jul. 27, 2020

Summary of Test Result

Report Clause	Ref Std. Clause	Test Items	Result (PASS/FAIL)
3.1	15.403(i)	26dB Bandwidth	Pass
3.1	2.1049	99% Occupied Bandwidth	Reporting only
3.2	15.407(a)	Maximum Conducted Output Power	Pass
3.3	15.407(a)	Power Spectral Density	Pass
3.4	15.407(b)	Unwanted Emissions	Pass
-	15.207	AC Conducted Emission	Not Required
3.5	15.407(c)	Automatically Discontinue Transmission	Pass
3.6	15.203 15.407(a)	Antenna Requirement	Pass

Note:

1. Not required means after assessing, test items are not necessary to carry out.
2. This is a variant report by adding WLAN 5GHz Band 2 and Band 3. All the test cases were performed on original report which can be referred to Sporton Report Number FR840308-01.

Declaration of Conformity:
The test results with all measurement uncertainty excluded are presented in accordance with the regulation limits or requirements declared by manufacturers.
Comments and Explanations:
The declared of product specification for EUT presented in the report are provided by the manufacturer, and the manufacturer takes all the responsibilities for the accuracy of product specification.

Reviewed by: Wii Chang

Report Producer: Cindy Liu

1 General Description

1.1 Product Feature of Equipment Under Test

Product Feature	
Equipment	Digital Media Receiver
Model Name	C1125P
FCC ID	2AP64-2872
EUT supports Radios application	WLAN 11b/g/n HT20 WLAN 11a/n HT20/HT40 WLAN 11ac VHT20/VHT40/VHT80 Bluetooth BR/EDR/LE

1.2 Product Specification of Equipment Under Test

Standards-related Product Specification	
Tx/Rx Frequency Range	5260 MHz ~ 5320 MHz 5500 MHz ~ 5720 MHz
Maximum Output Power to Antenna	**<5260 MHz ~ 5320 MHz>** **<Ant. 1>** 802.11a : 19.30 dBm / 0.0851 W 802.11n HT20 : 19.70 dBm / 0.0933 W 802.11n HT40 : 18.60 dBm / 0.0724 W 802.11ac VHT20: 19.60 dBm / 0.0912 W 802.11ac VHT40: 18.50 dBm / 0.0708 W 802.11ac VHT80: 14.60 dBm / 0.0288 W **<Ant. 2>** 802.11a : 19.30 dBm / 0.0851 W 802.11n HT20 : 19.80 dBm / 0.0955 W 802.11n HT40 : 18.60 dBm / 0.0724 W 802.11ac VHT20: 19.70 dBm / 0.0933 W 802.11ac VHT40: 18.50 dBm / 0.0708 W 802.11ac VHT80: 14.20 dBm / 0.0263 W
	<5500 MHz ~ 5720 MHz> **<Ant. 1>** 802.11a : 19.40 dBm / 0.0871 W 802.11n HT20 : 19.50 dBm / 0.0891 W 802.11n HT40 : 19.80 dBm / 0.0955 W 802.11ac VHT20: 19.40 dBm / 0.0871 W 802.11ac VHT40: 19.70 dBm / 0.0933 W 802.11ac VHT80: 18.60 dBm / 0.0724 W **<Ant. 2>** 802.11a : 19.90 dBm / 0.0977 W 802.11n HT20 : 19.80 dBm / 0.0955 W 802.11n HT40 : 20.00 dBm / 0.1000 W 802.11ac VHT20: 19.70 dBm / 0.0933 W 802.11ac VHT40: 19.90 dBm / 0.0977 W 802.11ac VHT80: 19.00 dBm / 0.0794 W

Standards-related Product Specification	
99% Occupied Bandwidth	**<Ant. 1>** 802.11a : 22.65 MHz 802.11n HT20 : 22.35 MHz 802.11n HT40 : 43.20 MHz 802.11ac VHT80 : 78.72 MHz **<Ant. 2>** 802.11a : 21.00 MHz 802.11n HT20 : 23.05 MHz 802.11n HT40 : 39.50 MHz 802.11ac VHT80 : 79.08 MHz
Antenna Type / Gain	**<5260 MHz ~ 5320 MHz>** <Ant. 1>: Fixed Internal Antenna with gain 4.50 dBi <Ant. 2>: Fixed Internal Antenna with gain 4.00 dBi **<5500 MHz ~ 5720 MHz >** <Ant. 1>: Fixed Internal Antenna with gain 4.50 dBi <Ant. 2>: Fixed Internal Antenna with gain 4.00 dBi
Type of Modulation	802.11a/n : OFDM (BPSK / QPSK / 16QAM / 64QAM) 802.11ac : OFDM (BPSK / QPSK / 16QAM / 64QAM / 256QAM)

1.3 Modification of EUT

No modifications are made to the EUT during all test items.

1.4 Testing Location

Test Site	SPORTON INTERNATIONAL INC. EMC & Wireless Communications Laboratory
Test Site Location	No.52, Huaya 1st Rd., Guishan Dist., Taoyuan City, Taiwan (R.O.C.) TEL: +886-3-327-3456 FAX: +886-3-328-4978
Test Site No.	**Sporton Site No.**
	TH05-HY

Note: The test site complies with ANSI C63.4 2014 requirement.

Test Site	SPORTON INTERNATIONAL INC. EMC & Wireless Communications Laboratory
Test Site Location	No.58, Aly. 75, Ln. 564, Wenhua 3rd, Rd., Guishan Dist., Taoyuan City, Taiwan (R.O.C.) TEL: +886-3-327-0868 FAX: +886-3-327-0855
Test Site No.	**Sporton Site No.**
	03CH13-HY

Note: The test site complies with ANSI C63.4 2014 requirement.

FCC designation No.: TW1190 and TW0007

1.5 Applicable Standards

According to the specifications of the manufacturer, the EUT must comply with the requirements of the following standards:

- FCC Part 15 Subpart E
- FCC KDB 789033 D02 General UNII Test Procedures New Rules v02r01.
- FCC KDB 414788 D01 Radiated Test Site v01r01.
- ANSI C63.10-2013

Remark:

1. All test items were verified and recorded according to the standards and without any deviation during the test.
2. The TAF code is not including all the FCC KDB listed without accreditation.

2 Test Configuration of Equipment Under Test

The EUT has been associated with peripherals and configuration operated in a manner tended to maximize its emission characteristics in a typical application. Frequency range investigated: radiation emission (9 kHz to the 10th harmonic of the highest fundamental frequency or to 40 GHz, whichever is lower).

2.1 Carrier Frequency and Channel

Frequency Band	Channel	Freq. (MHz)	Channel	Freq. (MHz)
5250-5350 MHz Band 2 (U-NII-2A)	52	5260	60	5300
	54*	5270	62*	5310
	56	5280	64	5320
	58#	5290		

Frequency Band	Channel	Freq. (MHz)	Channel	Freq. (MHz)
5470-5725 MHz Band 3 (U-NII-2C)	100	5500	112	5560
	102*	5510	116	5580
	104	5520	132	5660
	106#	5530	134*	5670
	108	5540	136	5680
	110*	5550	140	5700

Frequency Band	Channel	Freq. (MHz)	Channel	Freq. (MHz)
TDWR Channel	118*	5590	124	5620
	120	5600	126*	5630
	122#	5610	128	5640

Frequency Band	Channel	Freq. (MHz)	Channel	Freq. (MHz)
Straddle Channel	138#	5690	144	5720
	142*	5710		

Note:

1. The above Frequency and Channel in "*" were 802.11n HT40 and 802.11ac VHT40.
2. The above Frequency and Channel in "#" were 802.11ac VHT80.

2.2 Test Mode

Final test modes are considering the modulation and worse data rates as below table.

Modulation	Data Rate
802.11a	6 Mbps
802.11n HT20	MCS0
802.11n HT40	MCS0
802.11ac VHT20 (Covered by HT20)	MCS0
802.11ac VHT40 (Covered by HT40)	MCS0
802.11ac VHT80	MCS0

Ch. #		Band II：5250-5350 MHz	Band III：5470-5725MHz
		802.11a	802.11a
L	Low	52	100
M	Middle	60	116
H	High	64	140
Straddle		-	144

Ch. #		Band II：5250-5350 MHz	Band III：5470-5725MHz
		802.11n HT20	802.11n HT20
L	Low	52	100
M	Middle	60	116
H	High	64	140
Straddle		-	144

Ch. #		Band II：5250-5350 MHz	Band III：5470-5725MHz
		802.11n HT40	802.11n HT40
L	Low	54	102
M	Middle	-	110
H	High	62	134
Straddle		-	142

Ch. #		Band II：5250-5350 MHz	Band III：5470-5725MHz
		802.11ac VHT80	802.11ac VHT80
L	Low	-	106
M	Middle	58	122
H	High	-	-
Straddle		-	138

Remark: For radiation spurious emission, the final modulation and the worst data rate was reference the max RF conducted power.

2.3 Connection Diagram of Test System

<WLAN Tx Mode with Earphone>

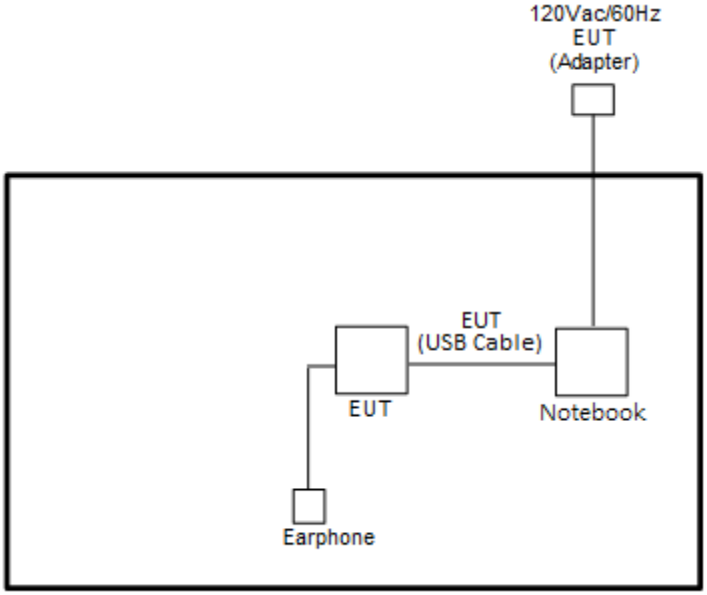

2.4 Support Unit used in test configuration and system

Item	Equipment	Trade Name	Model Name	FCC ID	Data Cable	Power Cord
1.	Earphone	SONY	MH410C	AG-1100	N/A	N/A
2.	Notebook	Lenovo	Notebook-01	E335	N/A	AC I/P: Unshielded, 1.2 m DC O/P: Shielded, 1.8 m

2.5 EUT Operation Test Setup

The RF test items, utility “Compliance v1.0.0.79” was installed in Notebook which was programmed in order to make the EUT get into the engineering modes to provide channel selection, power level, data rate and the application type and for continuous transmitting signals.

2.6 Measurement Results Explanation Example

For all conducted test items:

The offset level is set in the spectrum analyzer to compensate the RF cable loss and attenuator factor between EUT conducted output port and spectrum analyzer. With the offset compensation, the spectrum analyzer reading level is exactly the EUT RF output level.

Example :

The spectrum analyzer offset is derived from RF cable loss and attenuator factor.

Offset = RF cable loss + attenuator factor.

Following shows an offset computation example with cable loss 4.2 dB and 10dB attenuator.

Offset(dB) = RF cable loss(dB) + attenuator factor(dB).

= 4.2 + 10 = 14.2 (dB)

3 Test Result

3.1 26dB & 99% Occupied Bandwidth Measurement

3.1.1 Description of 26dB & 99% Occupied Bandwidth

This section is for reporting purpose only.

There is no restriction limits for bandwidth.

For Straddle Channel, according to KDB 789033 D02 General UNII Test Procedures New Rules v02r01, if the power and PSD of the devices are uniform and comply with the lower limits specified for the U-NII-2 bands, a single measurement over the entire emission bandwidth can be performed to show compliance.

3.1.2 Measuring Instruments

See list of measuring equipment of this test report.

3.1.3 Test Procedures

1. The testing follows FCC KDB 789033 D02 General UNII Test Procedures New Rules v02r01. Section C) Emission bandwidth
2. Set RBW = approximately 1% of the emission bandwidth.
3. Set the VBW > RBW.
4. Detector = Peak.
5. Trace mode = max hold
6. Measure the maximum width of the emission that is 26 dB down from the peak of the emission. Compare this with the RBW setting of the analyzer. Readjust RBW and repeat measurement as needed until the RBW/EBW ratio is approximately 1%.
7. For 99% Bandwidth Measurement, the spectrum analyzer's resolution bandwidth (RBW) is set 1-5% of the emission bandwidth and set the Video bandwidth (VBW) ≥ 3 * RBW.
8. Measure and record the results in the test report.

3.1.4 Test Setup

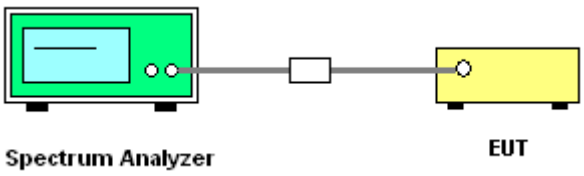

3.1.5 Test Result of 26dB & 99% Occupied Bandwidth

Please refer to Appendix A.

Maximum 26dB Bandwidth

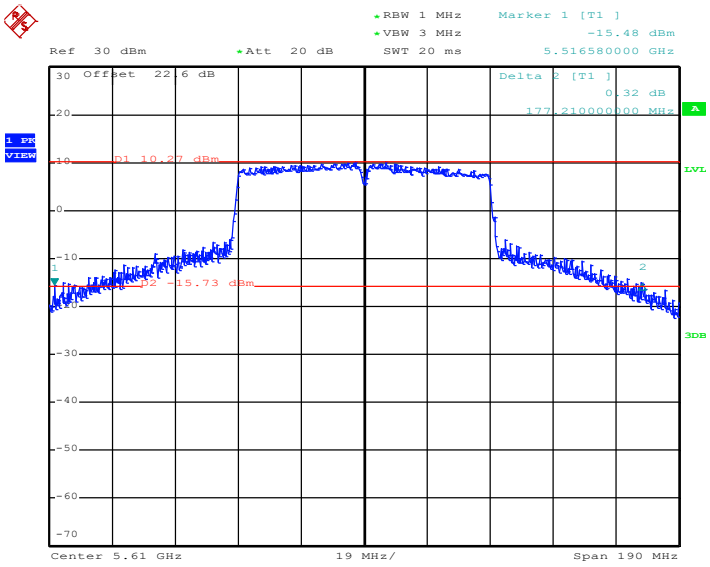

Date: 15.JUL.2020 22:36:47

Maximum 99% Occupied Bandwidth

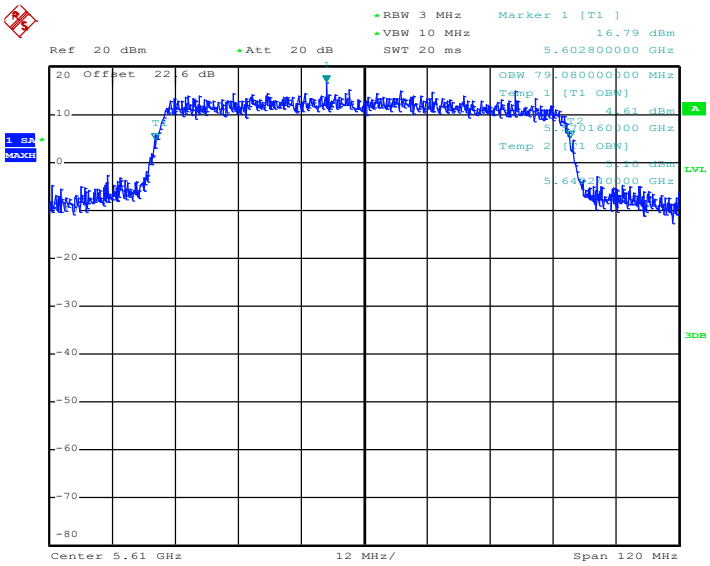

Date: 15.JUL.2020 22:46:53

Note: The occupied channel bandwidth is maintained within the band of operation for all of the modulations.

3.2 Maximum Conducted Output Power Measurement

3.2.1 Limit of Maximum Conducted Output Power

<FCC 14-30 CFR 15.407>

For the 5.25–5.725 GHz bands:

■ The maximum conducted output power over the frequency bands of operation shall not exceed the lesser of 250 mW or 11 dBm 10 log B, where B is the 26 dB emission bandwidth in megahertz.

For Straddle Channel, according to KDB 789033 D02 General UNII Test Procedures New Rules v02r01, if the power and PSD of the devices are uniform and comply with the lower limits specified for the U-NII-2 bands, a single measurement over the entire emission bandwidth can be performed to show compliance.

If transmitting antennas of directional gain greater than 6 dBi are used, the peak output power shall be reduced by the amount in dB that the directional gain of the antenna exceeds 6 dBi.

Note that U-NII-2 band, devices with a maximum e.i.r.p. greater than 500 mW shall implement TPC in order to have the capability to operate at least 6 dB below the maximum permitted e.i.r.p. of 1 W.

3.2.2 Measuring Instruments

See list of measuring equipment of this test report.

3.2.3 Test Procedures

The testing follows Method PM-G of FCC KDB 789033 D02 General UNII Test Procedures New Rules v02r01.

Method PM-G (Measurement using an RF average power meter):

1. Measurement is performed using a wideband RF power meter.
2. The EUT is configured to transmit at its maximum power control level.
3. Measure the average power of the transmitter
4. Since the measurement is made only during the ON time of the transmitter, no duty cycle correction factor is required.

For Straddle Channel, according to KDB 789033 D02 General UNII Test Procedures New Rules v02r01, if the power and PSD of the devices are uniform and comply with the lower limits specified for the U-NII-2 bands, a single measurement over the entire emission bandwidth can be performed to show compliance.

3.2.4 Test Setup

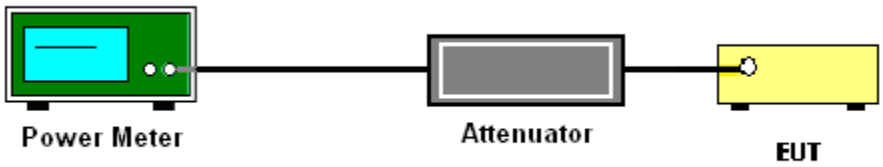

3.2.5 Test Result of Maximum Conducted Output Power

Please refer to Appendix A.

3.3 Power Spectral Density Measurement

3.3.1 Limit of Power Spectral Density

<FCC 14-30 CFR 15.407>

For the 5.25–5.725 GHz bands:

The maximum power spectral density shall not exceed 11 dBm in any 1.0 MHz band.

For Straddle Channel, according to KDB 789033 D02 General UNII Test Procedures New Rules v02r01, if the power and PSD of the devices are uniform and comply with the lower limits specified for the U-NII-2 bands, a single measurement over the entire emission bandwidth can be performed to show compliance.

If transmitting antennas of directional gain greater than 6 dBi are used, the peak output power shall be reduced by the amount in dB that the directional gain of the antenna exceeds 6 dBi.

3.3.2 Measuring Instruments

See list of measuring equipment of this test report.

3.3.3 Test Procedures

The testing follows FCC KDB 789033 D02 General UNII Test Procedures New Rules v02r01.

Section F) Maximum power spectral density.

 # Method SA-3 #

(power averaging (rms) detection with max hold):

- Set span to encompass the entire emission bandwidth (EBW) of the signal.
- Set RBW = 1 MHz.
- Set VBW ≥ 3 MHz
- Number of points in sweep ≥ 2 Span / RBW.
- Sweep time ≤ (number of points in sweep) × T, when duty cycle is less than 98 percent where T is the minimum transmission duration over which the transmitter is on and is transmitting at its maximum power control level for the tested mode of operation.
- Detector = power averaging (rms).
- Trace mode = max hold.
- Allow max hold to run for at least 60 seconds, or longer as needed to allow the trace to stabilize.

1. The RF output of EUT was connected to the spectrum analyzer by a low loss cable.
2. Each plot has already offset with cable loss, and attenuator loss. Measure the PPSD and record it.

3.3.4 Test Setup

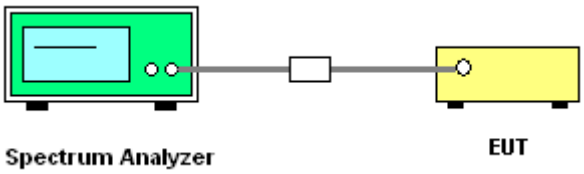

3.3.5 Test Result of Power Spectral Density

Please refer to Appendix A.

Worst Case Power Density (dBm/MHz)

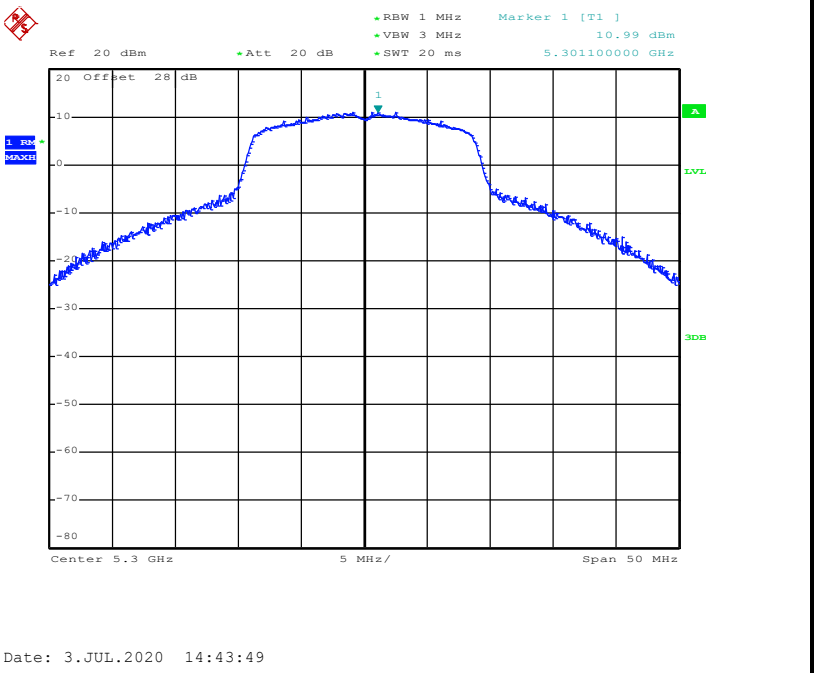

Note: Average Power Density (dB) = Measured value+ Duty Factor

3.4 Unwanted Emissions Measurement

This section is to measure unwanted emissions through radiated measurement for band edge spurious emissions and out of band emissions measurement.

3.4.1 Limit of Unwanted Emissions

(1) For transmitters operating in the 5150-5250 MHz band: all emissions outside of the 5150-5350 MHz band shall not exceed an EIRP of –27dBm/MHz.

For transmitters operating in the 5250-5350 MHz band: all emissions outside of the 5150-5350 MHz band shall not exceed an EIRP of -27 dBm/MHz. Devices operating in the 5250-5350 MHz band that generate emissions in the 5150-5250 MHz band must meet all applicable technical requirements for operation in the 5150-5250 MHz band (including indoor use) or alternatively meet an out-of-band emission EIRP limit of -27 dBm/MHz in the 5150-5250 MHz band.

For transmitters operating in the 5470-5600 MHz and 5650-5725MHz band: all emissions outside of the 5470-5600 MHz and 5650-5725MHz band shall not exceed an EIRP of -27 dBm/MHz.

(2) Unwanted spurious emissions fallen in restricted bands shall comply with the general field strength limits as below table:

Frequency (MHz)	Field Strength (microvolts/meter)	Measurement Distance (meters)
0.009 – 0.490	2400/F(kHz)	300
0.490 – 1.705	24000/F(kHz)	30
1.705 – 30.0	30	30
30 – 88	100	3
88 – 216	150	3
216 - 960	200	3
Above 960	500	3

Note: The following formula is used to convert the EIRP to field strength.

$$E=\frac{1000000\sqrt{30P}}{3}$$ μV/m, where P is the eirp (Watts)

EIRP (dBm)	Field Strength at 3m (dBµV/m)
- 27	68.3

(3) KDB789033 D02 v02r01 G)2)c)

(i) Sections 15.407(b)(1-3) specifies the unwanted emissions limit for the U-NII-1 and U-NII-2 bands. As specified, emissions above 1000 MHz that are outside of the restricted bands are subject to a peak emission limit of −27 dBm/MHz.

(ii) Section 15.407(b)(4) specifies the unwanted emissions limit for the U-NII-3 band. A band emissions mask is specified in Section 15.407(b)(4)(i). The emission limits are based on the use of a peak detector.

3.4.2 Measuring Instruments

See list of measuring equipment of this test report.

3.4.3 Test Procedures

1. The testing follows FCC KDB 789033 D02 General UNII Test Procedures New Rules v02r01. Section G) Unwanted emissions measurement.

(1) Procedure for Unwanted Emissions Measurements Below 1000MHz

- RBW = 120 kHz
- VBW = 300 kHz
- Detector = Peak
- Trace mode = max hold

(2) Procedure for Peak Unwanted Emissions Measurements Above 1000 MHz

- RBW = 1 MHz
- VBW ≥ 3 MHz
- Detector = Peak
- Sweep time = auto
- Trace mode = max hold

(3) Procedures for Average Unwanted Emissions Measurements Above 1000MHz

- RBW = 1 MHz
- VBW = 10 Hz, when duty cycle is no less than 98 percent.
- VBW ≥ 1/T, when duty cycle is less than 98 percent where T is the minimum transmission duration over which the transmitter is on and is transmitting at its maximum power control level for the tested mode of operation.

2. The EUT was placed on a turntable with 0.8 meter for frequency below 1GHz and 1.5 meter for frequency above 1GHz respectively above ground.
3. The EUT was set 3 meters from the interference receiving antenna which was mounted on the top of a variable height antenna tower.
4. The antenna is a broadband antenna and its height is adjusted between one meter and four meters above ground to find the maximum value of the field strength for both horizontal polarization and vertical polarization of the antenna.
5. For each suspected emission, the EUT was arranged to its worst case and then adjust the antenna tower (from 1 m to 4 m) and turntable (from 0 degree to 360 degrees) to find the maximum reading.
6. For testing below 1GHz, if the emission level of the EUT in peak mode was 3 dB lower than the limit specified, then peak values of EUT will be reported, otherwise, the emissions will be repeated one by one using the CISPR quasi-peak method and reported.
7. For testing above 1GHz, the emission level of the EUT in peak mode was 20dB lower than average limit (that means the emission level in average mode also complies with the limit in average mode), then peak values of EUT will be reported, otherwise, the emissions will be measured in average mode again and reported.

3.4.4 Test Setup

For radiated emissions below 30MHz

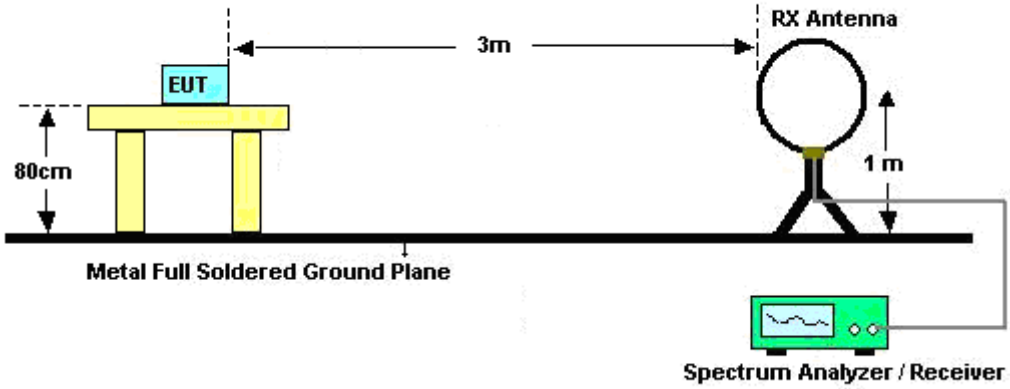

For radiated emissions from 30MHz to 1GHz

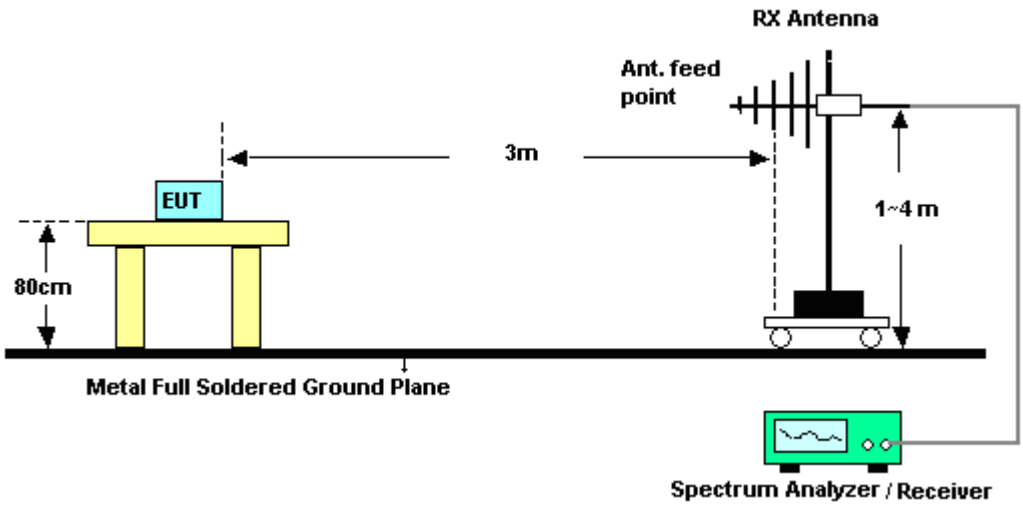

For radiated emissions above 1GHz

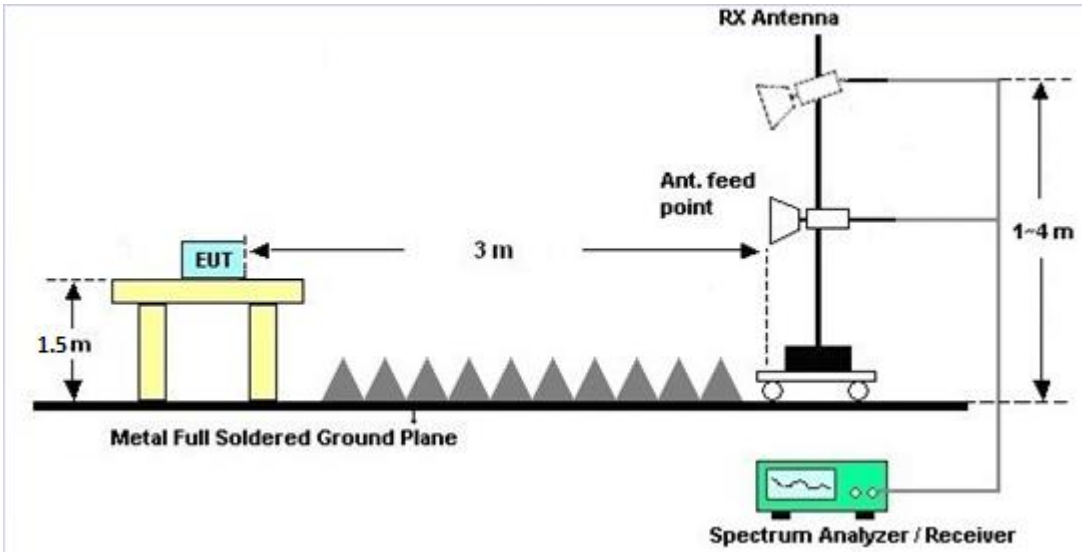

3.4.5 Test Results of Radiated Spurious Emissions (9 kHz ~ 30 MHz)

The low frequency, which started from 9 kHz to 30MHz, was pre-scanned and the result which was 20dB lower than the limit line was not reported.

There is a comparison data of both open-field test site and alternative test site - semi-Anechoic chamber according to 414788 D01 Radiated Test Site v01r01, and the result came out very similar.

3.4.6 Test Result of Radiated Spurious at Band Edges

Please refer to Appendix B and C.

3.4.7 Duty Cycle

Please refer to Appendix D.

3.4.8 Test Result of Radiated Spurious Emissions (30MHz ~ 10th Harmonic)

Please refer to Appendix B and C.

3.5 Automatically Discontinue Transmission

3.5.1 Limit of Automatically Discontinue Transmission

The device shall automatically discontinue transmission in case of either absence of information to transmit or operational failure. These provisions are not intended to preclude the transmission of control or signaling information or the use of repetitive codes used by certain digital technologies to complete frame or burst intervals. Applicants shall include in their application for equipment authorization to describe how this requirement is met.

3.5.2 Measuring Instruments

See list of measuring equipment of this test report.

3.5.3 Test Result of Automatically Discontinue Transmission

While the EUT is not transmitting any information, the EUT can automatically discontinue transmission and become standby mode for power saving. The EUT can detect the controlling signal of ACK message transmitting from remote device and verify whether it shall resend or discontinue transmission.

3.6 Antenna Requirements

3.6.1 Standard Applicable

If transmitting antenna directional gain is greater than 6 dBi, both the peak transmit power and the peak power spectral density shall be reduced by the amount in dB that the directional gain of the antenna exceeds 6 dBi.

3.6.2 Antenna Anti-Replacement Construction

An embedded-in antenna design is used.

3.6.3 Antenna Gain

The antenna peak gain of EUT is less than 6 dBi. Therefore, it is not necessary to reduce maximum peak output power limit.

4 List of Measuring Equipment

Instrument	Manufacturer	Model No.	Serial No.	Characteristics	Calibration Date	Test Date	Due Date	Remark
Power Sensor	DARE	RPR3006W	16I00054SNO10	10MHz~6GHz	Dec. 23, 2019	May 04, 2020~ Jul. 15, 2020	Dec. 22, 2020	Conducted (TH05-HY)
Spectrum Analyzer	Rohde & Schwarz	FSP40	100055	9kHz-40GHz	Aug. 14, 2019	May 04, 2020~ Jul. 15, 2020	Aug. 13, 2020	Conducted (TH05-HY)
Switch Box & RF Cable	Burgeon	ETF-058	EC1300484	N/A	Aug. 22, 2019	May 04, 2020~ Jul. 15, 2020	Aug. 21, 2020	Conducted (TH05-HY)
Hygrometer	Ji Zhan	HTC-1	2	N/A	Mar. 02, 2020	May 04, 2020~ Jul. 15, 2020	Mar. 01, 2021	Conducted (TH05-HY)
Loop Antenna	Rohde & Schwarz	HFH2-Z2	100488	9 kHz~30 MHz	Jan. 09, 2020	May 21, 2020~ Jul. 03, 2020	Jan. 08, 2021	Radiation (03CH13-HY)
Horn Antenna	SCHWARZBECK	BBHA 9120 D	9120D-02038	1GHz ~ 18GHz	Oct. 28, 2019	May 21, 2020~ Jul. 03, 2020	Oct. 27, 2020	Radiation (03CH13-HY)
Bilog Antenna	TESEQ	CBL 6111D&00800N1D01N-06	40103 & 07	30MHz~1GHz	Apr. 29, 2020	May 21, 2020~ Jul. 03, 2020	Apr. 28, 2021	Radiation (03CH13-HY)
SHF-EHF Horn Antenna	SCHWARZBECK	BBHA 9170	BBHA917058 4	18GHz- 40GHz	Dec. 10, 2019	May 21, 2020~ Jul. 03, 2020	Dec. 09, 2020	Radiation (03CH13-HY)
Preamplifier	Keysight	83017A	MY53270147	1GHz~26.5GHz	Oct. 28, 2019	May 21, 2020~ Jul. 03, 2020	Oct. 27, 2020	Radiation (03CH13-HY)
Preamplifier	MITEQ	AMF-7D-00101800-30-10P	1590074	1GHz~18GHz	May 19, 2020	May 21, 2020~ Jul. 03, 2020	May 18, 2021	Radiation (03CH13-HY)
Amplifier	Sonoma-Instrument	310 N	187282	9KHz~1GHz	Dec. 17, 2019	May 21, 2020~ Jul. 03, 2020	Dec. 16, 2020	Radiation (03CH13-HY)
Preamplifier	EMEC	EM18G40G	060715	18GHz ~ 40GHz	Dec. 13, 2019	May 21, 2020~ Jul. 03, 2020	Dec. 12, 2020	Radiation (03CH13-HY)
Hygrometer	TECPEL	DTM-303B	TP150115	N/A	Nov. 08, 2019	May 21, 2020~ Jul. 03, 2020	Nov. 07, 2020	Radiation (03CH13-HY)
RF Cable	HUBER + SUHNER	SUCOFLEX 126E	0030/126E	30M-18G	Feb. 12, 2020	May 21, 2020~ Jul. 03, 2020	Feb. 11, 2021	Radiation (03CH13-HY)
RF Cable	HUBER + SUHNER	SUCOFLEX 104	804793/4	30M-18G	Feb. 12, 2020	May 21, 2020~ Jul. 03, 2020	Feb. 11, 2021	Radiation (03CH13-HY)
RF Cable	HUBER + SUHNER	SUCOFLEX 104	MY24961/4	30M-18G	Feb. 12, 2020	May 21, 2020~ Jul. 03, 2020	Feb. 11, 2021	Radiation (03CH13-HY)
RF Cable	HUBER + SUHNER	SUCOFLEX 102	MY2859/2	30M~40GHz	Mar. 12, 2020	May 21, 2020~ Jul. 03, 2020	Mar. 11, 2021	Radiation (03CH13-HY)
RF Cable	HUBER + SUHNER	SUCOFLEX 102	MY4274/2	30M~40GHz	Mar. 12, 2020	May 21, 2020~ Jul. 03, 2020	Mar. 11, 2021	Radiation (03CH13-HY)
Spectrum Analyzer	Keysight	N9010A	MY54200485	10Hz~44GHz	Feb. 10, 2020	May 21, 2020~ Jul. 03, 2020	Feb. 09, 2021	Radiation (03CH13-HY)
Controller	EMEC	EM1000	N/A	Control Turn table & Ant Mast	N/A	May 21, 2020~ Jul. 03, 2020	N/A	Radiation (03CH13-HY)

Instrument	Manufacturer	Model No.	Serial No.	Characteristics	Calibration Date	Test Date	Due Date	Remark
Antenna Mast	EMEC	AM-BS-4500-B	N/A	1m~4m	N/A	May 21, 2020~ Jul. 03, 2020	N/A	Radiation (03CH13-HY)
Turn Table	EMEC	TT2000	N/A	0~360 Degree	N/A	May 21, 2020~ Jul. 03, 2020	N/A	Radiation (03CH13-HY)
Software	AUDIX	E3 6.2009-8-24c	RK-001124	N/A	N/A	May 21, 2020~ Jul. 03, 2020	N/A	Radiation (03CH13-HY)
EMI Test Receiver	Keysight	N9038A(MXE)	MY54130085	20Hz ~ 8.4GHz	Nov. 01, 2019	May 21, 2020~ Jul. 03, 2020	Oct. 31, 2020	Radiation (03CH13-HY)
Filter	Wainwright	WHKX8-5872.5-6750-18000-40ST	SN5	6.75GHz High Pass Filter	Mar. 12, 2020	May 21, 2020~ Jul. 03, 2020	Mar. 11, 2021	Radiation (03CH13-HY)
Filter	Wainwright	WLK4-1000-1530-8000-40SS	SN12	1.53GHz Low Pass Filter	Sep. 16, 2019	May 21, 2020~ Jul. 03, 2020	Sep. 15, 2020	Radiation (03CH13-HY)

5 Uncertainty of Evaluation

Uncertainty of Radiated Emission Measurement (30 MHz ~ 1000 MHz)

Measuring Uncertainty for a Level of Confidence of 95% (U = 2Uc(y))	4.4

Uncertainty of Radiated Emission Measurement (1000 MHz ~ 18000 MHz)

Measuring Uncertainty for a Level of Confidence of 95% (U = 2Uc(y))	5.5

Uncertainty of Radiated Emission Measurement (18000 MHz ~ 40000 MHz)

Measuring Uncertainty for a Level of Confidence of 95% (U = 2Uc(y))	4.8

Appendix A. Test Result of Conducted Test Items

Test Engineer:	ChongEn/Hank Hsu	Temperature:	21~25	°C
Test Date:	2020/05/04~2020/07/15	Relative Humidity:	51~54	%

TEST RESULTS DATA
26dB and 99% OBW

Band II single antenna															
Mod.	Data Rate	NTX	CH.	Freq. (MHz)	99% Bandwidth (MHz)		26 dB Bandwidth (MHz)		IC 99% Bandwidth Power Limit (dBm)		IC 99% Bandwidth EIRP Limit (dBm)		FCC 26dB Bandwidth Power Limit (dBm)		Note
					Ant 1	Ant 2	Ant 1	Ant 2	Ant 1	Ant 2	Ant 1	Ant 2	Ant 1	Ant 2	
11a	6Mbps	1	52	5260	19.10	20.20	41.25	40.85	23.81	23.98	29.81	30.00	23.98	23.98	
11a	6Mbps	1	60	5300	20.65	18.40	41.35	41.05	23.98	23.65	30.00	29.65	23.98	23.98	
11a	6Mbps	1	64	5320	18.50	17.30	40.75	38.65	23.67	23.38	29.67	29.38	23.98	23.98	
HT20	MCS0	1	52	5260	20.95	21.05	43.65	43.00	23.98	23.98	30.00	30.00	23.98	23.98	
HT20	MCS0	1	60	5300	21.65	23.05	43.40	44.65	23.98	23.98	30.00	30.00	23.98	23.98	
HT20	MCS0	1	64	5320	19.35	18.10	41.35	37.25	23.87	23.58	29.87	29.58	23.98	23.98	
HT40	MCS0	1	54	5270	38.60	37.20	86.58	82.71	23.98	23.98	30.00	30.00	23.98	23.98	
HT40	MCS0	1	62	5310	36.50	36.60	52.29	48.87	23.98	23.98	30.00	30.00	23.98	23.98	
VHT80	MCS0	1	58	5290	77.16	77.04	92.72	84.28	23.98	23.98	30.00	30.00	23.98	23.98	

Report Number : FR840308-05

TEST RESULTS DATA
Average Power Table

FCC Band II single antenna													
Mod.	Data Rate	NTX	CH.	Freq. (MHz)	Average Conducted Power (dBm)			FCC Conducted Power Limit (dBm)		DG (dBi)		EIRP Power Limit (dBm)	Pass/Fail
					Ant 1	Ant 2	SUM	Ant 1	Ant 2	Ant 1	Ant 2		
11a	6Mbps	1	52	5260	19.10	19.30		23.98	23.98	4.50	4.00	26.99	Pass
11a	6Mbps	1	60	5300	19.30	19.10		23.98	23.98	4.50	4.00	26.99	Pass
11a	6Mbps	1	64	5320	19.10	18.20		23.98	23.98	4.50	4.00	26.99	Pass
HT20	MCS0	1	52	5260	19.10	19.00		23.98	23.98	4.50	4.00	26.99	Pass
HT20	MCS0	1	60	5300	19.70	19.80		23.98	23.98	4.50	4.00	26.99	Pass
HT20	MCS0	1	64	5320	19.00	17.80		23.98	23.98	4.50	4.00	26.99	Pass
HT40	MCS0	1	54	5270	18.60	18.60		23.98	23.98	4.50	4.00	26.99	Pass
HT40	MCS0	1	62	5310	15.50	15.70		23.98	23.98	4.50	4.00	26.99	Pass
VHT20	MCS0	1	52	5260	19.00	18.90		23.98	23.98	4.50	4.00	26.99	Pass
VHT20	MCS0	1	60	5300	19.60	19.70		23.98	23.98	4.50	4.00	26.99	Pass
VHT20	MCS0	1	64	5320	18.90	17.70		23.98	23.98	4.50	4.00	26.99	Pass
VHT40	MCS0	1	54	5270	18.50	18.50		23.98	23.98	4.50	4.00	26.99	Pass
VHT40	MCS0	1	62	5310	15.40	15.60		23.98	23.98	4.50	4.00	26.99	Pass
VHT80	MCS0	1	58	5290	14.60	14.20		23.98	23.98	4.50	4.00	26.99	Pass

Report Number : FR840308-05

TEST RESULTS DATA
Power Spectral Density

Band II single antenna													
Mod.	Data Rate	NTX	CH.	Freq. (MHz)	Average Power Density (dBm/MHz)			Average PSD Limit (dBm/MHz)		DG (dBi)			Pass /Fail
					Ant 1	Ant 2	SUM	Ant 1	Ant 2	Ant 1	Ant 2		
11a	6Mbps	1	52	5260	10.32	10.72		11.00	11.00	4.50	4.00		Pass
11a	6Mbps	1	60	5300	10.81	10.55		11.00	11.00	4.50	4.00		Pass
11a	6Mbps	1	64	5320	10.08	9.58		11.00	11.00	4.50	4.00		Pass
HT20	MCS0	1	52	5260	9.98	10.16		11.00	11.00	4.50	4.00		Pass
HT20	MCS0	1	60	5300	10.89	10.99		11.00	11.00	4.50	4.00		Pass
HT20	MCS0	1	64	5320	10.16	8.55		11.00	11.00	4.50	4.00		Pass
HT40	MCS0	1	54	5270	6.13	6.44		11.00	11.00	4.50	4.00		Pass
HT40	MCS0	1	62	5310	2.79	3.29		11.00	11.00	4.50	4.00		Pass
VHT80	MCS0	1	58	5290	-1.53	-1.30		11.00	11.00	4.50	4.00		Pass

TEST RESULTS DATA
26dB and 99% OBW

Band III single antenna																
Mod.	Data Rate	NTX	CH.	Freq. (MHz)	99% Bandwidth In U-NII 2C (MHz)		26 dB Bandwidth In U-NII 2C (MHz)		IC 99% Bandwidth Power Limit (dBm)		IC 99% Bandwidth EIRP Limit (dBm)		FCC 26dB Bandwidth Power Limit (dBm)		6 dB Bandwidth for Straddle Channel (MHz)	
					Ant 1	Ant 2	Ant 1	Ant 2	Ant 1	Ant 2	Ant 1	Ant 2	Ant 1	Ant 2	Ant 1	Ant 2
11a	6Mbps	1	100	5500	17.10	16.90	38.40	37.45	23.33	23.28	29.33	29.28	23.98	23.98	----	----
11a	6Mbps	1	116	5580	22.65	21.00	42.90	41.35	23.98	23.98	30.00	30.00	23.98	23.98	----	----
11a	6Mbps	1	140	5700	16.95	16.95	38.05	35.40	23.29	23.29	29.29	29.29	23.98	23.98	----	----
HT20	MCS0	1	100	5500	18.05	17.85	38.55	33.60	23.56	23.52	29.56	29.52	23.98	23.98	----	----
HT20	MCS0	1	116	5580	22.35	21.25	45.70	43.15	23.98	23.98	30.00	30.00	23.98	23.98	----	----
HT20	MCS0	1	140	5700	17.85	17.75	34.00	29.00	23.52	23.49	29.52	29.49	23.98	23.98	----	----
HT40	MCS0	1	102	5510	36.40	36.50	41.76	41.58	23.98	23.98	30.00	30.00	23.98	23.98	----	----
HT40	MCS0	1	110	5550	38.90	37.90	87.88	84.87	23.98	23.98	30.00	30.00	23.98	23.98	----	----
HT40	MCS0	1	134	5670	36.70	37.20	69.30	74.88	23.98	23.98	30.00	30.00	23.98	23.98	----	----
VHT80	MCS0	1	106	5530	77.16	77.16	81.51	81.98	23.98	23.98	30.00	30.00	23.98	23.98	----	----
VHT80	MCS0	1	122	5610	78.72	79.08	177.21	169.10	23.98	23.98	30.00	30.00	23.98	23.98	----	----

Band III straddle channel single antenna																
Mod.	Data Rate	NTX	CH.	Freq. (MHz)	99% Bandwidth In U-NII 2C (MHz)		26 dB Bandwidth In U-NII 2C (MHz)		IC 99% Bandwidth Power Limit (dBm)		IC 99% Bandwidth EIRP Limit (dBm)		FCC 26dB Bandwidth Power Limit (dBm)		6 dB Bandwidth for Straddle Channel (MHz)	
					Ant 1	Ant 2	Ant 1	Ant 2	Ant 1	Ant 2	Ant 1	Ant 2	Ant 1	Ant 2	Ant 1	Ant 2
11a	6Mbps	1	144	5720	15.75	15.70	26.05	25.80	22.97	22.96	28.97	28.96	23.98	23.98	3.15	3.15
HT20	MCS0	1	144	5720	16.25	15.85	27.20	27.70	23.11	23.00	29.11	29.00	23.98	23.98	3.75	3.75
HT40	MCS0	1	142	5710	43.20	39.50	64.39	62.85	23.98	23.98	30.00	30.00	23.98	23.98	3.09	3.18
VHT80	MCS0	1	138	5690	74.84	74.72	124.68	120.31	23.98	23.98	30.00	30.00	23.98	23.98	3.24	3.24

Report Number : FR840308-05

TEST RESULTS DATA
Average Power Table

FCC Band III single antenna													
Mod.	Data Rate	NTX	CH.	Freq. (MHz)	Average Conducted Power (dBm)			FCC Conducted Power Limit (dBm)		DG (dBi)		EIRP Power Limit (dBm)	Pass/Fail
					Ant 1	Ant 2	SUM	Ant 1	Ant 2	Ant 1	Ant 2		
11a	6Mbps	1	100	5500	17.30	17.20		23.98	23.98	4.50	4.00	26.99	Pass
11a	6Mbps	1	116	5580	19.40	19.40		23.98	23.98	4.50	4.00	26.99	Pass
11a	6Mbps	1	140	5700	16.90	16.50		23.98	23.98	4.50	4.00	26.99	Pass
HT20	MCS0	1	100	5500	17.40	16.40		23.98	23.98	4.50	4.00	26.99	Pass
HT20	MCS0	1	116	5580	19.40	19.70		23.98	23.98	4.50	4.00	26.99	Pass
HT20	MCS0	1	140	5700	16.10	15.30		23.98	23.98	4.50	4.00	26.99	Pass
HT40	MCS0	1	102	5510	12.80	12.80		23.98	23.98	4.50	4.00	26.99	Pass
HT40	MCS0	1	110	5550	18.70	19.10		23.98	23.98	4.50	4.00	26.99	Pass
HT40	MCS0	1	134	5670	16.70	17.80		23.98	23.98	4.50	4.00	26.99	Pass
VHT20	MCS0	1	100	5500	17.30	16.30		23.98	23.98	4.50	4.00	26.99	Pass
VHT20	MCS0	1	116	5580	19.30	19.60		23.98	23.98	4.50	4.00	26.99	Pass
VHT20	MCS0	1	140	5700	16.00	15.20		23.98	23.98	4.50	4.00	26.99	Pass
VHT40	MCS0	1	102	5510	12.70	12.70		23.98	23.98	4.50	4.00	26.99	Pass
VHT40	MCS0	1	110	5550	18.60	19.00		23.98	23.98	4.50	4.00	26.99	Pass
VHT40	MCS0	1	134	5670	16.60	17.70		23.98	23.98	4.50	4.00	26.99	Pass
VHT80	MCS0	1	106	5530	12.50	11.20		23.98	23.98	4.50	4.00	26.99	Pass
VHT80	MCS0	1	122	5610	18.30	18.70		23.98	23.98	4.50	4.00	26.99	Pass

FCC Band III straddle channel single antenna													
Mod.	Data Rate	NTX	CH.	Freq. (MHz)	Average Conducted Power (dBm)			FCC Conducted Power Limit (dBm)		DG (dBi)		EIRP Power Limit (dBm)	Pass/Fail
					Ant 1	Ant 2	SUM	Ant 1	Ant 2	Ant 1	Ant 2		
11a	6Mbps	1	144	5720	19.40	19.90		23.98	23.98	4.50	4.00	26.99	Pass
HT20	MCS0	1	144	5720	19.50	19.80		23.98	23.98	4.50	4.00	26.99	Pass
HT40	MCS0	1	142	5710	19.80	20.00		23.98	23.98	4.50	4.00	26.99	Pass
VHT20	MCS0	1	144	5720	19.40	19.70		23.98	23.98	4.50	4.00	26.99	Pass
VHT40	MCS0	1	142	5710	19.70	19.90		23.98	23.98	4.50	4.00	26.99	Pass
VHT80	MCS0	1	138	5690	18.60	19.00		23.98	23.98	4.50	4.00	26.99	Pass

Report Number : FR840308-05

TEST RESULTS DATA
Power Spectral Density

Band III single antenna													
Mod.	Data Rate	NTX	CH.	Freq. (MHz)	Average Power Density (dBm/MHz)			Average PSD Limit (dBm/MHz)		DG (dBi)			Pass /Fail
					Ant 1	Ant 2	SUM	Ant 1	Ant 2	Ant 1	Ant 2		
11a	6Mbps	1	100	5500	8.39	8.09		11.00	11.00	4.50	4.00		Pass
11a	6Mbps	1	116	5580	10.88	10.75		11.00	11.00	4.50	4.00		Pass
11a	6Mbps	1	140	5700	7.95	7.61		11.00	11.00	4.50	4.00		Pass
HT20	MCS0	1	100	5500	8.05	6.81		11.00	11.00	4.50	4.00		Pass
HT20	MCS0	1	116	5580	10.36	10.56		11.00	11.00	4.50	4.00		Pass
HT20	MCS0	1	140	5700	6.70	5.89		11.00	11.00	4.50	4.00		Pass
HT40	MCS0	1	102	5510	-0.02	0.03		11.00	11.00	4.50	4.00		Pass
HT40	MCS0	1	110	5550	6.43	6.92		11.00	11.00	4.50	4.00		Pass
HT40	MCS0	1	134	5670	3.96	5.11		11.00	11.00	4.50	4.00		Pass
VHT80	MCS0	1	106	5530	-3.29	-4.79		11.00	11.00	4.50	4.00		Pass
VHT80	MCS0	1	122	5610	2.47	3.03		11.00	11.00	4.50	4.00		Pass

Band III straddle channel single antenna													
Mod.	Data Rate	NTX	CH.	Freq. (MHz)	Average Power Density (dBm/MHz)			Average PSD Limit (dBm/MHz)		DG (dBi)			Pass /Fail
					Ant 1	Ant 2	SUM	Ant 1	Ant 2	Ant 1	Ant 2		
11a	6Mbps	1	144	5720	10.53	10.96		11.00	11.00	4.50	4.00		Pass
HT20	MCS0	1	144	5720	10.48	10.60		11.00	11.00	4.50	4.00		Pass
HT40	MCS0	1	142	5710	7.96	7.96		11.00	11.00	4.50	4.00		Pass
VHT80	MCS0	1	138	5690	2.90	3.60		11.00	11.00	4.50	4.00		Pass

Appendix B. Radiated Spurious Emission

Test Engineer :	Daniel Lee, Jacky Hung and Wilson Wu	Temperature :	20~25°C
		Relative Humidity :	50~55%

Band 2 - 5250~5350MHz

WIFI 802.11a (Band Edge @ 3m)

WIFI Ant. 1	Note	Frequency (MHz)	Level (dBµV/m)	Over Limit (dB)	Limit Line (dBµV/m)	Read Level (dBµV)	Antenna Factor (dB/m)	Path Loss (dB)	Preamp Factor (dB)	Ant Pos (cm)	Table Pos (deg)	Peak Avg. (P/A)	Pol. (H/V)
802.11a CH 52 5260MHz		5147.56	53.49	-20.51	74	42.13	32	6.06	26.7	100	220	P	H
		5147.9	42.99	-11.01	54	31.63	32	6.06	26.7	100	220	A	H
	*	5260	112.26	-	-	101.44	31.4	6.12	26.7	100	220	P	H
	*	5260	103.69	-	-	92.87	31.4	6.12	26.7	100	220	A	H
		5444.64	50.67	-23.33	74	39.33	31.78	6.25	26.69	100	220	P	H
		5460	41.84	-12.16	54	30.45	31.82	6.26	26.69	100	220	A	H
		5094.52	53.29	-20.71	74	41.96	31.98	6.06	26.71	300	139	P	V
		5096.9	42.79	-11.21	54	31.45	31.99	6.06	26.71	300	139	A	V
	*	5260	111.72	-	-	100.9	31.4	6.12	26.7	300	139	P	V
	*	5260	104.09	-	-	93.27	31.4	6.12	26.7	300	139	A	V
		5428.32	50.85	-23.15	74	39.58	31.71	6.25	26.69	300	139	P	V
		5459.04	41.6	-12.4	54	30.21	31.82	6.26	26.69	300	139	A	V
802.11a CH 60 5300MHz		5014.96	53.28	-20.72	74	42.28	31.66	6.05	26.71	100	230	P	H
		5109.14	42.73	-11.27	54	31.38	32	6.06	26.71	100	230	A	H
	*	5300	112.16	-	-	101.31	31.4	6.15	26.7	100	230	P	H
	*	5300	104.16	-	-	93.31	31.4	6.15	26.7	100	230	A	H
		5355.36	53.77	-20.23	74	42.85	31.42	6.2	26.7	100	230	P	H
		5350.08	44.63	-9.37	54	33.73	31.4	6.2	26.7	100	230	A	H
		5070.04	53.17	-20.83	74	41.94	31.88	6.06	26.71	295	139	P	V
		5124.1	42.8	-11.2	54	31.45	32	6.06	26.71	295	139	A	V
	*	5300	111.59	-	-	100.74	31.4	6.15	26.7	295	139	P	V
	*	5300	103.96	-	-	93.11	31.4	6.15	26.7	295	139	A	V
		5354.88	53.19	-20.81	74	42.27	31.42	6.2	26.7	295	139	P	V
		5350.08	43.97	-10.03	54	33.07	31.4	6.2	26.7	295	139	A	V

802.11a CH 64 5320MHz	*	5320	110.27	-	-	99.4	31.4	6.17	26.7	100	230	P	H
	*	5320	103.17	-	-	92.3	31.4	6.17	26.7	100	230	A	H
		5353.28	64.96	-9.04	74	54.05	31.41	6.2	26.7	100	230	P	H
		5350.08	52.4	-1.6	54	41.5	31.4	6.2	26.7	100	230	A	H
	*	5320	109.97	-	-	99.1	31.4	6.17	26.7	330	136	P	V
	*	5320	102.77	-	-	91.9	31.4	6.17	26.7	330	136	A	V
		5350.08	60.1	-13.9	74	49.2	31.4	6.2	26.7	330	136	P	V
		5350.08	50.79	-3.21	54	39.89	31.4	6.2	26.7	330	136	A	V
Remark	1. No other spurious found. 2. All results are PASS against Peak and Average limit line.												

Band 2 5250~5350MHz

WIFI 802.11a (Harmonic @ 3m)

WIFI Ant. 1	Note	Frequency (MHz)	Level (dBμV/m)	Over Limit (dB)	Limit Line (dBμV/m)	Read Level (dBμV)	Antenna Factor (dB/m)	Path Loss (dB)	Preamp Factor (dB)	Ant Pos (cm)	Table Pos (deg)	Peak Avg. (P/A)	Pol. (H/V)
802.11a CH 52 5260MHz		10520	47.84	-20.36	68.2	54.32	39.98	9.95	56.41	100	0	P	H
		15780	45.82	-28.18	74	50.9	38.1	12.54	55.72	100	0	P	H
		10520	47.41	-20.79	68.2	53.89	39.98	9.95	56.41	100	0	P	V
		15780	46.36	-27.64	74	51.44	38.1	12.54	55.72	100	0	P	V
802.11a CH 60 5300MHz		10600	47.79	-26.21	74	54.26	39.9	9.99	56.36	100	0	P	H
		15900	45.46	-28.54	74	50.85	37.7	12.57	55.66	100	0	P	H
		10600	47.77	-26.23	74	54.24	39.9	9.99	56.36	100	0	P	V
		15900	46.04	-27.96	74	51.43	37.7	12.57	55.66	100	0	P	V
802.11a CH 64 5320MHz		10640	48.34	-25.66	74	54.66	40.02	10	56.34	100	0	P	H
		15960	45.29	-28.71	74	50.64	37.7	12.58	55.63	100	0	P	H
		10640	47.07	-26.93	74	53.39	40.02	10	56.34	100	0	P	V
		15960	45	-29	74	50.35	37.7	12.58	55.63	100	0	P	V
Remark	1. No other spurious found. 2. All results are PASS against Peak and Average limit line.												

Band 2 5250~5350MHz

WIFI 802.11n HT20 (Band Edge @ 3m)

WIFI Ant. 1	Note	Frequency (MHz)	Level (dBμV/m)	Over Limit (dB)	Limit Line (dBμV/m)	Read Level (dBμV)	Antenna Factor (dB/m)	Path Loss (dB)	Preamp Factor (dB)	Ant Pos (cm)	Table Pos (deg)	Peak Avg. (P/A)	Pol. (H/V)
802.11n HT20 CH 52 5260MHz		5096.9	53.16	-20.84	74	41.82	31.99	6.06	26.71	100	218	P	H
		5148.24	43.06	-10.94	54	31.7	32	6.06	26.7	100	218	A	H
	*	5260	110.72	-	-	99.9	31.4	6.12	26.7	100	218	P	H
	*	5260	103.26	-	-	92.44	31.4	6.12	26.7	100	218	A	H
		5402.4	51.17	-22.83	74	40.01	31.61	6.24	26.69	100	218	P	H
		5460	41.65	-12.35	54	30.26	31.82	6.26	26.69	100	218	A	H
		5103.7	54.11	-19.89	74	42.76	32	6.06	26.71	400	147	P	V
		5114.92	43.04	-10.96	54	31.69	32	6.06	26.71	400	147	A	V
	*	5260	111.32	-	-	100.5	31.4	6.12	26.7	400	147	P	V
	*	5260	103.77	-	-	92.95	31.4	6.12	26.7	400	147	A	V
		5417.28	51.7	-22.3	74	40.47	31.67	6.25	26.69	400	147	P	V
		5460	41.47	-12.53	54	30.08	31.82	6.26	26.69	400	147	A	V
802.11n HT20 CH 60 5300MHz		5134.3	53.11	-20.89	74	41.75	32	6.06	26.7	100	224	P	H
		5116.96	42.57	-11.43	54	31.22	32	6.06	26.71	100	224	A	H
	*	5300	111.26	-	-	100.41	31.4	6.15	26.7	100	224	P	H
	*	5300	103.46	-	-	92.61	31.4	6.15	26.7	100	224	A	H
		5351.76	54.92	-19.08	74	44.01	31.41	6.2	26.7	100	224	P	H
		5350.08	44.79	-9.21	54	33.89	31.4	6.2	26.7	100	224	A	H
		5089.08	52.97	-21.03	74	41.66	31.96	6.06	26.71	351	128	P	V
		5117.64	42.65	-11.35	54	31.3	32	6.06	26.71	351	128	A	V
	*	5300	111.06	-	-	100.21	31.4	6.15	26.7	351	128	P	V
	*	5300	103.46	-	-	92.61	31.4	6.15	26.7	351	128	A	V
		5357.76	52.24	-21.76	74	41.31	31.43	6.2	26.7	351	128	P	V
		5350.08	43.75	-10.25	54	32.85	31.4	6.2	26.7	351	128	A	V

802.11n HT20 CH 64 5320MHz	*	5320	110.27	-	-	99.4	31.4	6.17	26.7	100	231	P	H
	*	5320	102.73	-	-	91.86	31.4	6.17	26.7	100	231	A	H
		5353.12	68.7	-5.3	74	57.79	31.41	6.2	26.7	100	231	P	H
		5350.08	52.84	-1.16	54	41.94	31.4	6.2	26.7	100	231	A	H
	*	5320	109.97	-	-	99.1	31.4	6.17	26.7	391	147	P	V
	*	5320	102.37	-	-	91.5	31.4	6.17	26.7	391	147	A	V
		5351.2	60.73	-13.27	74	49.83	31.4	6.2	26.7	391	147	P	V
		5350.08	50.66	-3.34	54	39.76	31.4	6.2	26.7	391	147	A	V
Remark	1. No other spurious found. 2. All results are PASS against Peak and Average limit line.												

Band 2 5250~5350MHz

WIFI 802.11n HT20 (Harmonic @ 3m)

WIFI Ant. 1	Note	Frequency (MHz)	Level (dBμV/m)	Over Limit (dB)	Limit Line (dBμV/m)	Read Level (dBμV)	Antenna Factor (dB/m)	Path Loss (dB)	Preamp Factor (dB)	Ant Pos (cm)	Table Pos (deg)	Peak Avg. (P/A)	Pol. (H/V)
802.11n HT20 CH 52 5260MHz		10520	46.86	-21.34	68.2	53.34	39.98	9.95	56.41	100	0	P	H
		15780	45.58	-28.42	74	50.66	38.1	12.54	55.72	100	0	P	H
		10520	47.26	-20.94	68.2	53.74	39.98	9.95	56.41	100	0	P	V
		15780	46.17	-27.83	74	51.25	38.1	12.54	55.72	100	0	P	V
802.11n HT20 CH 60 5300MHz		10600	47.78	-26.22	74	54.25	39.9	9.99	56.36	100	0	P	H
		15900	45.49	-28.51	74	50.88	37.7	12.57	55.66	100	0	P	H
		10600	47.17	-26.83	74	53.64	39.9	9.99	56.36	100	0	P	V
		15900	46.28	-27.72	74	51.67	37.7	12.57	55.66	100	0	P	V
802.11n HT20 CH 64 5320MHz		10640	47.38	-26.62	74	53.7	40.02	10	56.34	100	0	P	H
		15960	45.45	-28.55	74	50.8	37.7	12.58	55.63	100	0	P	H
		10640	48.09	-25.91	74	54.41	40.02	10	56.34	100	0	P	V
		15960	45.01	-28.99	74	50.36	37.7	12.58	55.63	100	0	P	V
Remark	1. No other spurious found. 2. All results are PASS against Peak and Average limit line.												

Band 2 5250~5350MHz

WIFI 802.11n HT40 (Band Edge @ 3m)

WIFI Ant. 1	Note	Frequency (MHz)	Level (dBμV/m)	Over Limit (dB)	Limit Line (dBμV/m)	Read Level (dBμV)	Antenna Factor (dB/m)	Path Loss (dB)	Preamp Factor (dB)	Ant Pos (cm)	Table Pos (deg)	Peak Avg. (P/A)	Pol. (H/V)
802.11n HT40 CH 54 5270MHz		5147.22	52.89	-21.11	74	41.53	32	6.06	26.7	100	234	P	H
		5149.6	43.87	-10.13	54	32.51	32	6.06	26.7	100	234	A	H
	*	5270	108.12	-	-	97.29	31.4	6.13	26.7	100	234	P	H
	*	5270	100.51	-	-	89.68	31.4	6.13	26.7	100	234	A	H
		5350.56	53.74	-20.26	74	42.84	31.4	6.2	26.7	100	234	P	H
		5350.08	45.41	-8.59	54	34.51	31.4	6.2	26.7	100	234	A	H
		5141.1	52.82	-21.18	74	41.46	32	6.06	26.7	400	137	P	V
		5149.6	42.95	-11.05	54	31.59	32	6.06	26.7	400	137	A	V
	*	5270	106	-	-	95.17	31.4	6.13	26.7	400	137	P	V
	*	5270	98.36	-	-	87.53	31.4	6.13	26.7	400	137	A	V
		5403.12	50.05	-23.95	74	38.89	31.61	6.24	26.69	400	137	P	V
		5350.32	42.4	-11.6	54	31.5	31.4	6.2	26.7	400	137	A	V
802.11n HT40 CH 62 5310MHz		5021.08	54.03	-19.97	74	43.01	31.68	6.05	26.71	100	236	P	H
		5120.36	42.89	-11.11	54	31.54	32	6.06	26.71	100	236	A	H
	*	5310	104.22	-	-	93.36	31.4	6.16	26.7	100	236	P	H
	*	5310	96.61	-	-	85.75	31.4	6.16	26.7	100	236	A	H
		5350.8	62.52	-11.48	74	51.62	31.4	6.2	26.7	100	236	P	H
		5350.08	53.08	-0.92	54	42.18	31.4	6.2	26.7	100	236	A	H
		5125.8	54.1	-19.9	74	42.74	32	6.06	26.7	331	143	P	V
		5149.26	42.49	-11.51	54	31.13	32	6.06	26.7	331	143	A	V
	*	5310	101.49	-	-	90.63	31.4	6.16	26.7	331	143	P	V
	*	5310	94.16	-	-	83.3	31.4	6.16	26.7	331	143	A	V
		5352	61.29	-12.71	74	50.38	31.41	6.2	26.7	331	143	P	V
		5350.08	50.23	-3.77	54	39.33	31.4	6.2	26.7	331	143	A	V
Remark	1. No other spurious found. 2. All results are PASS against Peak and Average limit line.												

Band 2 5250~5350MHz

WIFI 802.11n HT40 (Harmonic @ 3m)

WIFI Ant. 1	Note	Frequency (MHz)	Level (dBμV/m)	Over Limit (dB)	Limit Line (dBμV/m)	Read Level (dBμV)	Antenna Factor (dB/m)	Path Loss (dB)	Preamp Factor (dB)	Ant Pos (cm)	Table Pos (deg)	Peak Avg. (P/A)	Pol. (H/V)
802.11n HT40 CH 54 5270MHz		10540	47.56	-20.64	68.2	54.04	39.96	9.96	56.4	100	0	P	H
		15810	44.48	-29.52	74	49.58	38.06	12.55	55.71	100	0	P	H
		10540	47.27	-20.93	68.2	53.75	39.96	9.96	56.4	100	0	P	V
		15810	44.57	-29.43	74	49.67	38.06	12.55	55.71	100	0	P	V
802.11n HT40 CH 62 5310MHz		10620	47	-27	74	53.4	39.96	9.99	56.35	100	0	P	H
		15930	45.17	-28.83	74	50.54	37.7	12.58	55.65	100	0	P	H
		10620	48	-26	74	54.4	39.96	9.99	56.35	100	0	P	V
		15930	44.51	-29.49	74	49.88	37.7	12.58	55.65	100	0	P	V
Remark	1. No other spurious found. 2. All results are PASS against Peak and Average limit line.												

Band 2 5250~5350MHz

WIFI 802.11ac VHT80 (Band Edge @ 3m)

WIFI Ant. 1	Note	Frequency (MHz)	Level (dBμV/m)	Over Limit (dB)	Limit Line (dBμV/m)	Read Level (dBμV)	Antenna Factor (dB/m)	Path Loss (dB)	Preamp Factor (dB)	Ant Pos (cm)	Table Pos (deg)	Peak Avg. (P/A)	Pol. (H/V)
802.11ac VHT80 CH 58 5290MHz		5149.6	53.57	-20.43	74	42.21	32	6.06	26.7	100	234	P	H
		5149.94	43.81	-10.19	54	32.45	32	6.06	26.7	100	234	A	H
	*	5290	100.42	-	-	89.57	31.4	6.15	26.7	100	234	P	H
	*	5290	92.21	-	-	81.36	31.4	6.15	26.7	100	234	A	H
		5352.96	61.61	-12.39	74	50.7	31.41	6.2	26.7	100	234	P	H
		5350.08	51.92	-2.08	54	41.02	31.4	6.2	26.7	100	234	A	H
		5092.82	53.34	-20.66	74	42.02	31.97	6.06	26.71	397	138	P	V
		5149.6	43.19	-10.81	54	31.83	32	6.06	26.7	397	138	A	V
	*	5290	97.95	-	-	87.1	31.4	6.15	26.7	397	138	P	V
	*	5290	90.24	-	-	79.39	31.4	6.15	26.7	397	138	A	V
		5350.56	57.6	-16.4	74	46.7	31.4	6.2	26.7	397	138	P	V
		5350.08	47.84	-6.16	54	36.94	31.4	6.2	26.7	397	138	A	V
Remark	1. No other spurious found. 2. All results are PASS against Peak and Average limit line.												

Band 2 5250~5350MHz

WIFI 802.11ac VHT80 (Harmonic @ 3m)

WIFI Ant. 1	Note	Frequency (MHz)	Level (dBμV/m)	Over Limit (dB)	Limit Line (dBμV/m)	Read Level (dBμV)	Antenna Factor (dB/m)	Path Loss (dB)	Preamp Factor (dB)	Ant Pos (cm)	Table Pos (deg)	Peak Avg. (P/A)	Pol. (H/V)
802.11ac		10580	47.56	-20.64	68.2	54.03	39.92	9.98	56.37	100	0	P	H
VHT80		15870	45.68	-28.32	74	50.97	37.82	12.56	55.67	100	0	P	H
CH 58		10580	46.78	-21.42	68.2	53.25	39.92	9.98	56.37	100	0	P	V
5290MHz		15870	45.75	-28.25	74	51.04	37.82	12.56	55.67	100	0	P	V
Remark	1. No other spurious found. 2. All results are PASS against Peak and Average limit line.												

Band 3 - 5470~5725MHz

WIFI 802.11a (Band Edge @ 3m)

WIFI Ant. 1	Note	Frequency (MHz)	Level (dBμV/m)	Over Limit (dB)	Limit Line (dBμV/m)	Read Level (dBμV)	Antenna Factor (dB/m)	Path Loss (dB)	Preamp Factor (dB)	Ant Pos (cm)	Table Pos (deg)	Peak Avg. (P/A)	Pol. (H/V)
802.11a CH 100 5500MHz		5459.92	59.16	-14.84	74	47.77	31.82	6.26	26.69	300	246	P	H
		5469.84	66.99	-1.21	68.2	55.58	31.84	6.26	26.69	300	246	P	H
		5460	46.52	-7.48	54	35.13	31.82	6.26	26.69	300	246	A	H
	*	5500	110.5	-	-	99.02	31.9	6.27	26.69	300	246	P	H
	*	5500	102.97	-	-	91.49	31.9	6.27	26.69	300	246	A	H
		5458.64	57.11	-16.89	74	45.72	31.82	6.26	26.69	364	148	P	V
		5469.2	62.91	-5.29	68.2	51.5	31.84	6.26	26.69	364	148	P	V
		5460	45.55	-8.45	54	34.16	31.82	6.26	26.69	364	148	A	V
	*	5500	108.69	-	-	97.21	31.9	6.27	26.69	364	148	P	V
	*	5500	101.08	-	-	89.6	31.9	6.27	26.69	364	148	A	V
802.11a CH 116 5580MHz		5437.84	51.74	-22.26	74	40.43	31.75	6.25	26.69	329	268	P	H
		5462.08	51.48	-16.72	68.2	40.09	31.82	6.26	26.69	329	268	P	H
		5459.92	42.48	-11.52	54	31.09	31.82	6.26	26.69	329	268	A	H
	*	5580	114.61	-	-	103.24	31.84	6.29	26.76	329	268	P	H
	*	5580	106.64	-	-	95.27	31.84	6.29	26.76	329	268	A	H
		5755.55	53.08	-15.12	68.2	41.29	32.21	6.49	26.91	329	268	P	H
		5438.32	50.79	-23.21	74	39.48	31.75	6.25	26.69	395	117	P	V
		5464.72	50.73	-17.47	68.2	39.33	31.83	6.26	26.69	395	117	P	V
		5459.92	42.04	-11.96	54	30.65	31.82	6.26	26.69	395	117	A	V
	*	5580	110.79	-	-	99.42	31.84	6.29	26.76	395	117	P	V
	*	5580	102.97	-	-	91.6	31.84	6.29	26.76	395	117	A	V
		5749.565	50.81	-17.39	68.2	39.04	32.2	6.48	26.91	395	117	P	V

802.11a CH 140 5700MHz	*	5700	110.46	-	-	98.91	32	6.42	26.87	298	242	P	H
	*	5700	102.98	-	-	91.43	32	6.42	26.87	298	242	A	H
		5725.64	67.67	-0.53	68.2	56.01	32.1	6.45	26.89	298	242	P	H
	*	5700	106.24	-	-	94.69	32	6.42	26.87	396	142	P	V
	*	5700	98.78	-	-	87.23	32	6.42	26.87	396	142	A	V
		5725.8	63.23	-4.97	68.2	51.57	32.1	6.45	26.89	396	142	P	V
Remark	1. No other spurious found. 2. All results are PASS against Peak and Average limit line.												

Band 3 - 5470~5725MHz

WIFI 802.11a (Harmonic @ 3m)

WIFI Ant. 1	Note	Frequency (MHz)	Level (dBμV/m)	Over Limit (dB)	Limit Line (dBμV/m)	Read Level (dBμV)	Antenna Factor (dB/m)	Path Loss (dB)	Preamp Factor (dB)	Ant Pos (cm)	Table Pos (deg)	Peak Avg. (P/A)	Pol. (H/V)
802.11a CH 100 5500MHz		11000	47.52	-26.48	74	53	40.5	10.15	56.13	100	0	P	H
		16500	46.43	-21.77	68.2	49.67	39.4	12.77	55.41	100	0	P	H
		11000	48.85	-25.15	74	54.33	40.5	10.15	56.13	100	0	P	V
		16500	47.02	-21.18	68.2	50.26	39.4	12.77	55.41	100	0	P	V
802.11a CH 116 5580MHz		11160	47.85	-26.15	74	53.7	39.92	10.25	56.02	100	0	P	H
		16740	48.88	-19.32	68.2	51.54	40.1	12.85	55.61	100	0	P	H
		11160	47.25	-26.75	74	53.1	39.92	10.25	56.02	100	0	P	V
		16740	48.16	-20.04	68.2	50.82	40.1	12.85	55.61	100	0	P	V
802.11a CH 140 5700MHz		11400	47.84	-26.16	74	53.41	39.9	10.39	55.86	100	0	P	H
		17100	47.98	-20.22	68.2	51.1	39.9	13.01	56.03	100	0	P	H
		11400	47.19	-26.81	74	52.76	39.9	10.39	55.86	100	0	P	V
		17100	48.13	-20.07	68.2	51.25	39.9	13.01	56.03	100	0	P	V
Remark	1. No other spurious found. 2. All results are PASS against Peak and Average limit line.												

Band 3 - 5470~5725MHz

WIFI 802.11n HT20 (Band Edge @ 3m)

WIFI Ant. 1	Note	Frequency (MHz)	Level (dBμV/m)	Over Limit (dB)	Limit Line (dBμV/m)	Read Level (dBμV)	Antenna Factor (dB/m)	Path Loss (dB)	Preamp Factor (dB)	Ant Pos (cm)	Table Pos (deg)	Peak Avg. (P/A)	Pol. (H/V)
802.11n HT20 CH 100 5500MHz		5457.84	60.99	-13.01	74	49.6	31.82	6.26	26.69	100	127	P	H
		5470	65.9	-2.3	68.2	54.49	31.84	6.26	26.69	100	127	P	H
		5460	50.59	-3.41	54	39.2	31.82	6.26	26.69	100	127	A	H
	*	5500	112.64	-	-	101.16	31.9	6.27	26.69	100	127	P	H
	*	5500	105.06	-	-	93.58	31.9	6.27	26.69	100	127	A	H
		5459.92	57.83	-16.17	74	46.44	31.82	6.26	26.69	346	234	P	V
		5468.72	62.6	-5.6	68.2	51.19	31.84	6.26	26.69	346	234	P	V
		5460	47.95	-6.05	54	36.56	31.82	6.26	26.69	346	234	A	V
	*	5500	110.18	-	-	98.7	31.9	6.27	26.69	346	234	P	V
	*	5500	102.28	-	-	90.8	31.9	6.27	26.69	346	234	A	V
802.11n HT20 CH 116 5580MHz		5432.08	52.53	-21.47	74	41.24	31.73	6.25	26.69	100	126	P	H
		5463.28	52.14	-16.06	68.2	40.74	31.83	6.26	26.69	100	126	P	H
		5459.92	43.38	-10.62	54	31.99	31.82	6.26	26.69	100	126	A	H
	*	5580	116.55	-	-	105.18	31.84	6.29	26.76	100	126	P	H
	*	5580	108.1	-	-	96.73	31.84	6.29	26.76	100	126	A	H
		5741.375	52.62	-15.58	68.2	40.88	32.17	6.47	26.9	100	126	P	H
		5415.76	51.48	-22.52	74	40.27	31.66	6.24	26.69	337	235	P	V
		5467.84	51.64	-16.56	68.2	40.23	31.84	6.26	26.69	337	235	P	V
		5459.68	42.4	-11.6	54	31.01	31.82	6.26	26.69	337	235	A	V
	*	5580	111.79	-	-	100.42	31.84	6.29	26.76	337	235	P	V
	*	5580	104.11	-	-	92.74	31.84	6.29	26.76	337	235	A	V
		5738.225	51.53	-16.67	68.2	39.81	32.15	6.47	26.9	337	235	P	V

802.11n HT20 CH 140 5700MHz	*	5700	111.03	-	-	99.48	32	6.42	26.87	100	98	P	H
	*	5700	103.56	-	-	92.01	32	6.42	26.87	100	98	A	H
		5727.24	64.19	-4.01	68.2	52.52	32.11	6.45	26.89	100	98	P	H
	*	5700	107.11	-	-	95.56	32	6.42	26.87	340	212	P	V
	*	5700	99.54	-	-	87.99	32	6.42	26.87	340	212	A	V
		5725.32	58.94	-9.26	68.2	47.28	32.1	6.45	26.89	340	212	P	V
Remark	1. No other spurious found. 2. All results are PASS against Peak and Average limit line.												

Band 3 - 5470~5725MHz

WIFI 802.11n HT20 (Harmonic @ 3m)

WIFI Ant. 1	Note	Frequency (MHz)	Level (dBμV/m)	Over Limit (dB)	Limit Line (dBμV/m)	Read Level (dBμV)	Antenna Factor (dB/m)	Path Loss (dB)	Preamp Factor (dB)	Ant Pos (cm)	Table Pos (deg)	Peak Avg. (P/A)	Pol. (H/V)
802.11n HT20 CH 100 5500MHz		11000	47.99	-26.01	74	53.47	40.5	10.15	56.13	100	0	P	H
		16500	46.96	-21.24	68.2	50.2	39.4	12.77	55.41	100	0	P	H
		11000	47.92	-26.08	74	53.4	40.5	10.15	56.13	100	0	P	V
		16500	47.65	-20.55	68.2	50.89	39.4	12.77	55.41	100	0	P	V
802.11n HT20 CH 116 5580MHz		11160	47.58	-26.42	74	53.43	39.92	10.25	56.02	100	0	P	H
		16740	48.22	-19.98	68.2	50.88	40.1	12.85	55.61	100	0	P	H
		11160	47.37	-26.63	74	53.22	39.92	10.25	56.02	100	0	P	V
		16740	47.94	-20.26	68.2	50.6	40.1	12.85	55.61	100	0	P	V
802.11n HT20 CH 140 5700MHz		11400	48.29	-25.71	74	53.86	39.9	10.39	55.86	100	0	P	H
		17100	48.65	-19.55	68.2	51.77	39.9	13.01	56.03	100	0	P	H
		11400	47.02	-26.98	74	52.59	39.9	10.39	55.86	100	0	P	V
		17100	48.01	-20.19	68.2	51.13	39.9	13.01	56.03	100	0	P	V
Remark	1. No other spurious found. 2. All results are PASS against Peak and Average limit line.												

Band 3 - 5470~5725MHz

WIFI 802.11n HT40 (Band Edge @ 3m)

WIFI Ant. 1	Note	Frequency (MHz)	Level (dBμV/m)	Over Limit (dB)	Limit Line (dBμV/m)	Read Level (dBμV)	Antenna Factor (dB/m)	Path Loss (dB)	Preamp Factor (dB)	Ant Pos (cm)	Table Pos (deg)	Peak Avg. (P/A)	Pol. (H/V)
802.11n HT40 CH 102 5510MHz		5458.72	55.46	-18.54	74	44.07	31.82	6.26	26.69	100	244	P	H
		5470	58.61	-9.59	68.2	47.2	31.84	6.26	26.69	100	244	P	H
		5459.68	45.93	-8.07	54	34.54	31.82	6.26	26.69	100	244	A	H
	*	5510	104.33	-	-	92.86	31.9	6.27	26.7	100	244	P	H
	*	5510	96.07	-	-	84.6	31.9	6.27	26.7	100	244	A	H
		5735.075	52.63	-15.57	68.2	40.93	32.14	6.46	26.9	100	244	P	H
		5458.24	55.82	-18.18	74	44.43	31.82	6.26	26.69	294	124	P	V
		5469.76	62.31	-5.89	68.2	50.9	31.84	6.26	26.69	294	124	P	V
		5459.92	44.45	-9.55	54	33.06	31.82	6.26	26.69	294	124	A	V
	*	5510	101.57	-	-	90.1	31.9	6.27	26.7	294	124	P	V
	*	5510	93.57	-	-	82.1	31.9	6.27	26.7	294	124	A	V
		5732.87	51.7	-16.5	68.2	40	32.13	6.46	26.89	294	124	P	V
802.11n HT40 CH 110 5550MHz		5452.72	62.49	-11.51	74	51.11	31.81	6.26	26.69	100	268	P	H
		5468.8	66.95	-1.25	68.2	55.54	31.84	6.26	26.69	100	268	P	H
		5459.92	49.51	-4.49	54	38.12	31.82	6.26	26.69	100	268	A	H
	*	5550	111.29	-	-	99.84	31.9	6.28	26.73	100	268	P	H
	*	5550	102.52	-	-	91.07	31.9	6.28	26.73	100	268	A	H
		5746.73	52.03	-16.17	68.2	40.27	32.19	6.48	26.91	100	268	P	H
		5459.68	55.83	-18.17	74	44.44	31.82	6.26	26.69	400	130	P	V
		5469.28	57.29	-10.91	68.2	45.88	31.84	6.26	26.69	400	130	P	V
		5459.92	46.31	-7.69	54	34.92	31.82	6.26	26.69	400	130	A	V
	*	5550	108.6	-	-	97.15	31.9	6.28	26.73	400	130	P	V
	*	5550	99.75	-	-	88.3	31.9	6.28	26.73	400	130	A	V
		5742.635	52.22	-15.98	68.2	40.48	32.17	6.47	26.9	400	130	P	V

802.11n HT40 CH 134 5670MHz		5443.8	51.7	-22.3	74	40.36	31.78	6.25	26.69	100	245	P	H
		5467.6	51.33	-16.87	68.2	39.92	31.84	6.26	26.69	100	245	P	H
		5459.9	41.98	-12.02	54	30.59	31.82	6.26	26.69	100	245	A	H
	*	5670	107.55	-	-	96.13	31.88	6.38	26.84	100	245	P	H
	*	5670	100.12	-	-	88.7	31.88	6.38	26.84	100	245	A	H
		5727.83	64.91	-3.29	68.2	53.24	32.11	6.45	26.89	100	245	P	H
		5389.9	50.21	-23.79	74	39.11	31.56	6.23	26.69	400	171	P	V
		5460.95	51.02	-17.18	68.2	39.63	31.82	6.26	26.69	400	171	P	V
		5459.9	41.39	-12.61	54	30	31.82	6.26	26.69	400	171	A	V
	*	5670	103.98	-	-	92.56	31.88	6.38	26.84	400	171	P	V
	*	5670	95.15	-	-	83.73	31.88	6.38	26.84	400	171	A	V
		5736.65	54.96	-13.24	68.2	43.25	32.15	6.46	26.9	400	171	P	V
Remark	1. No other spurious found. 2. All results are PASS against Peak and Average limit line.												

Band 3 - 5470~5725MHz

WIFI 802.11n HT40 (Harmonic @ 3m)

WIFI Ant. 1	Note	Frequency (MHz)	Level (dBμV/m)	Over Limit (dB)	Limit Line (dBμV/m)	Read Level (dBμV)	Antenna Factor (dB/m)	Path Loss (dB)	Preamp Factor (dB)	Ant Pos (cm)	Table Pos (deg)	Peak Avg. (P/A)	Pol. (H/V)
802.11n		11020	48.39	-25.61	74	53.93	40.42	10.16	56.12	100	0	P	H
HT40		16530	46.43	-21.77	68.2	49.66	39.43	12.78	55.44	100	0	P	H
CH 102		11020	47.53	-26.47	74	53.07	40.42	10.16	56.12	100	0	P	V
5510MHz		16530	47.36	-20.84	68.2	50.59	39.43	12.78	55.44	100	0	P	V
802.11n		11100	47.11	-26.89	74	52.86	40.1	10.21	56.06	100	0	P	H
HT40		16650	47.73	-20.47	68.2	50.75	39.7	12.82	55.54	100	0	P	H
CH 110		11100	47.18	-26.82	74	52.93	40.1	10.21	56.06	100	0	P	V
5550MHz		16650	47.96	-20.24	68.2	50.98	39.7	12.82	55.54	100	0	P	V
802.11n		11340	46.7	-27.3	74	52.41	39.84	10.35	55.9	100	0	P	H
HT40		17010	47.93	-20.27	68.2	50.84	39.99	12.95	55.85	100	0	P	H
CH 134		11340	48.13	-25.87	74	53.84	39.84	10.35	55.9	100	0	P	V
5670MHz		17010	49.06	-19.14	68.2	51.97	39.99	12.95	55.85	100	0	P	V
Remark	1. No other spurious found. 2. All results are PASS against Peak and Average limit line.												

Band 3 - 5470~5725MHz

WIFI 802.11ac VHT80 (Band Edge @ 3m)

WIFI Ant. 1	Note	Frequency (MHz)	Level (dBμV/m)	Over Limit (dB)	Limit Line (dBμV/m)	Read Level (dBμV)	Antenna Factor (dB/m)	Path Loss (dB)	Preamp Factor (dB)	Ant Pos (cm)	Table Pos (deg)	Peak Avg. (P/A)	Pol. (H/V)
802.11ac VHT80 CH 106 5530MHz		5450.56	64.19	-9.81	74	52.82	31.8	6.26	26.69	100	260	P	H
		5468.8	66.02	-2.18	68.2	54.61	31.84	6.26	26.69	100	260	P	H
		5459.68	50.11	-3.89	54	38.72	31.82	6.26	26.69	100	260	A	H
	*	5530	100.69	-	-	89.23	31.9	6.28	26.72	100	260	P	H
	*	5530	92.38	-	-	80.92	31.9	6.28	26.72	100	260	A	H
		5758.7	52.14	-16.06	68.2	40.35	32.22	6.49	26.92	100	260	P	H
		5449.84	58.1	-15.9	74	46.74	31.8	6.25	26.69	383	132	P	V
		5469.76	58.69	-9.51	68.2	47.28	31.84	6.26	26.69	383	132	P	V
		5459.92	45.8	-8.2	54	34.41	31.82	6.26	26.69	383	132	A	V
	*	5530	98.55	-	-	87.09	31.9	6.28	26.72	383	132	P	V
	*	5530	89.57	-	-	78.11	31.9	6.28	26.72	383	132	A	V
		5739.17	52	-16.2	68.2	40.27	32.16	6.47	26.9	383	132	P	V
802.11ac VHT80 CH 122 5610MHz		5458.24	59.56	-14.44	74	48.17	31.82	6.26	26.69	100	246	P	H
		5464	60.8	-7.4	68.2	49.4	31.83	6.26	26.69	100	246	P	H
		5459.92	48.92	-5.08	54	37.53	31.82	6.26	26.69	100	246	A	H
	*	5610	106.88	-	-	95.56	31.8	6.31	26.79	100	246	P	H
	*	5610	97.82	-	-	86.5	31.8	6.31	26.79	100	246	A	H
		5725.625	66.36	-1.84	68.2	54.7	32.1	6.45	26.89	100	246	P	H
		5458.24	57.12	-16.88	74	45.73	31.82	6.26	26.69	373	154	P	V
		5467.12	61.64	-6.56	68.2	50.24	31.83	6.26	26.69	373	154	P	V
		5459.92	46.67	-7.33	54	35.28	31.82	6.26	26.69	373	154	A	V
	*	5610	102.54	-	-	91.22	31.8	6.31	26.79	373	154	P	V
	*	5610	93.89	-	-	82.57	31.8	6.31	26.79	373	154	A	V
		5725.31	59.03	-9.17	68.2	47.37	32.1	6.45	26.89	373	154	P	V
Remark	1. No other spurious found. 2. All results are PASS against Peak and Average limit line.												

Band 3 5470~5725MHz

WIFI 802.11ac VHT80 (Harmonic @ 3m)

WIFI Ant. 1	Note	Frequency (MHz)	Level (dBμV/m)	Over Limit (dB)	Limit Line (dBμV/m)	Read Level (dBμV)	Antenna Factor (dB/m)	Path Loss (dB)	Preamp Factor (dB)	Ant Pos (cm)	Table Pos (deg)	Peak Avg. (P/A)	Pol. (H/V)
802.11ac		11060	48.02	-25.98	74	53.66	40.26	10.19	56.09	100	0	P	H
VHT80		16590	47.37	-20.83	68.2	50.57	39.49	12.8	55.49	100	0	P	H
CH 106		11060	47.32	-26.68	74	52.96	40.26	10.19	56.09	100	0	P	V
5530MHz		16590	47.52	-20.68	68.2	50.72	39.49	12.8	55.49	100	0	P	V
802.11ac		11220	46.72	-27.28	74	52.62	39.8	10.28	55.98	100	0	P	H
VHT80		16830	48.12	-20.08	68.2	50.64	40.28	12.89	55.69	100	0	P	H
CH 122		11220	46.54	-27.46	74	52.44	39.8	10.28	55.98	100	0	P	V
5610MHz		16830	48.1	-20.1	68.2	50.62	40.28	12.89	55.69	100	0	P	V
Remark	1. No other spurious found. 2. All results are PASS against Peak and Average limit line.												

Band 3 - Straddle Channel

WIFI 802.11a (Band Edge @ 3m)

WIFI Ant. 1	Note	Frequency (MHz)	Level (dBμV/m)	Over Limit (dB)	Limit Line (dBμV/m)	Read Level (dBμV)	Antenna Factor (dB/m)	Path Loss (dB)	Preamp Factor (dB)	Ant Pos (cm)	Table Pos (deg)	Peak Avg. (P/A)	Pol. (H/V)
802.11a CH 144 5720MHz		5451.79	50.85	-23.15	74	39.48	31.8	6.26	26.69	388	249	P	H
		5467.39	50.6	-17.6	68.2	39.2	31.83	6.26	26.69	388	249	P	H
		5459.98	41.69	-12.31	54	30.3	31.82	6.26	26.69	388	249	A	H
	*	5720	114.9	-	-	103.26	32.08	6.44	26.88	388	249	P	H
	*	5720	106.82	-	-	95.18	32.08	6.44	26.88	388	249	A	H
		5905.75	52.01	-16.19	68.2	39.91	32.61	6.54	27.05	388	249	P	H
		5415.91	51.04	-22.96	74	39.83	31.66	6.24	26.69	393	150	P	V
		5461.93	52.02	-16.18	68.2	40.63	31.82	6.26	26.69	393	150	P	V
		5459.98	41.64	-12.36	54	30.25	31.82	6.26	26.69	393	150	A	V
	*	5720	110.45	-	-	98.81	32.08	6.44	26.88	393	150	P	V
	*	5720	102.44	-	-	90.8	32.08	6.44	26.88	393	150	A	V
		5851.25	51.58	-16.62	68.2	39.63	32.41	6.54	27	393	150	P	V
Remark	1. No other spurious found. 2. All results are PASS against Peak and Average limit line.												

Band 3 - Straddle Channel

WIFI 802.11a (Harmonic @ 3m)

WIFI Ant. 1	Note	Frequency (MHz)	Level (dBμV/m)	Over Limit (dB)	Limit Line (dBμV/m)	Read Level (dBμV)	Antenna Factor (dB/m)	Path Loss (dB)	Preamp Factor (dB)	Ant Pos (cm)	Table Pos (deg)	Peak Avg. (P/A)	Pol. (H/V)
802.11a CH 144 5720MHz		11440	48.39	-25.61	74	53.92	39.9	10.4	55.83	100	0	P	H
		17160	48.38	-19.82	68.2	51.6	39.9	13.04	56.16	100	0	P	H
		11440	48.15	-25.85	74	53.68	39.9	10.4	55.83	100	0	P	V
		17160	48.69	-19.51	68.2	51.91	39.9	13.04	56.16	100	0	P	V
Remark	1. No other spurious found. 2. All results are PASS against Peak and Average limit line.												

Band 3 - Straddle Channel

WIFI 802.11n HT20 (Band Edge @ 3m)

WIFI Ant. 1	Note	Frequency (MHz)	Level (dBμV/m)	Over Limit (dB)	Limit Line (dBμV/m)	Read Level (dBμV)	Antenna Factor (dB/m)	Path Loss (dB)	Preamp Factor (dB)	Ant Pos (cm)	Table Pos (deg)	Peak Avg. (P/A)	Pol. (H/V)
802.11n HT20 CH 144 5720MHz		5402.65	51.41	-22.59	74	40.25	31.61	6.24	26.69	100	234	P	H
		5470	50.43	-17.77	68.2	39.02	31.84	6.26	26.69	100	234	P	H
		5459.98	42.19	-11.81	54	30.8	31.82	6.26	26.69	100	234	A	H
	*	5720	110.14	-	-	98.5	32.08	6.44	26.88	100	234	P	H
	*	5720	102.76	-	-	91.12	32.08	6.44	26.88	100	234	A	H
		5857.25	53.08	-15.12	68.2	41.11	32.43	6.54	27	100	234	P	H
		5436.19	51.63	-22.37	74	40.33	31.74	6.25	26.69	358	132	P	V
		5469.73	51.46	-16.74	68.2	40.05	31.84	6.26	26.69	358	132	P	V
		5459.98	41.95	-12.05	54	30.56	31.82	6.26	26.69	358	132	A	V
	*	5720	105.74	-	-	94.1	32.08	6.44	26.88	358	132	P	V
	*	5720	98.24	-	-	86.6	32.08	6.44	26.88	358	132	A	V
		5858	52.82	-15.38	68.2	40.86	32.43	6.54	27.01	358	132	P	V
Remark	1. No other spurious found. 2. All results are PASS against Peak and Average limit line.												

Band 3 - Straddle Channel

WIFI 802.11n HT20 (Harmonic @ 3m)

WIFI Ant. 1	Note	Frequency (MHz)	Level (dBμV/m)	Over Limit (dB)	Limit Line (dBμV/m)	Read Level (dBμV)	Antenna Factor (dB/m)	Path Loss (dB)	Preamp Factor (dB)	Ant Pos (cm)	Table Pos (deg)	Peak Avg. (P/A)	Pol. (H/V)
802.11n HT20 CH 144 5720MHz		11440	48.66	-25.34	74	54.19	39.9	10.4	55.83	100	0	P	H
		17160	48.55	-19.65	68.2	51.77	39.9	13.04	56.16	100	0	P	H
		11440	47.5	-26.5	74	53.03	39.9	10.4	55.83	100	0	P	V
		17160	48.44	-19.76	68.2	51.66	39.9	13.04	56.16	100	0	P	V
Remark	1. No other spurious found. 2. All results are PASS against Peak and Average limit line.												

Band 3 - Straddle Channel

WIFI 802.11n HT40 (Band Edge @ 3m)

WIFI Ant. 1	Note	Frequency (MHz)	Level (dBμV/m)	Over Limit (dB)	Limit Line (dBμV/m)	Read Level (dBμV)	Antenna Factor (dB/m)	Path Loss (dB)	Preamp Factor (dB)	Ant Pos (cm)	Table Pos (deg)	Peak Avg. (P/A)	Pol. (H/V)
802.11n HT40 CH 142 5710MHz		5453.74	51.49	-22.51	74	40.11	31.81	6.26	26.69	106	246	P	H
		5467.39	50.58	-17.62	68.2	39.18	31.83	6.26	26.69	106	246	P	H
		5459.98	41.83	-12.17	54	30.44	31.82	6.26	26.69	106	246	A	H
	*	5710	105.82	-	-	94.22	32.04	6.43	26.87	106	246	P	H
	*	5710	98	-	-	86.4	32.04	6.43	26.87	106	246	A	H
		5898.25	51.77	-16.43	68.2	39.68	32.59	6.54	27.04	106	246	P	H
		5419.81	50.73	-23.27	74	39.49	31.68	6.25	26.69	400	123	P	V
		5468.17	50.74	-17.46	68.2	39.33	31.84	6.26	26.69	400	123	P	V
		5459.98	41.5	-12.5	54	30.11	31.82	6.26	26.69	400	123	A	V
	*	5710	100.93	-	-	89.33	32.04	6.43	26.87	400	123	P	V
	*	5710	93.26	-	-	81.66	32.04	6.43	26.87	400	123	A	V
		5900.25	52.23	-15.97	68.2	40.13	32.6	6.54	27.04	400	123	P	V
Remark	1. No other spurious found. 2. All results are PASS against Peak and Average limit line.												

Band 3 - Straddle Channel

WIFI 802.11n HT40 (Harmonic @ 3m)

WIFI Ant. 1	Note	Frequency (MHz)	Level (dBμV/m)	Over Limit (dB)	Limit Line (dBμV/m)	Read Level (dBμV)	Antenna Factor (dB/m)	Path Loss (dB)	Preamp Factor (dB)	Ant Pos (cm)	Table Pos (deg)	Peak Avg. (P/A)	Pol. (H/V)
802.11n		11420	48.2	-25.8	74	53.75	39.9	10.39	55.84	100	0	P	H
HT40		17130	49.43	-18.77	68.2	52.6	39.9	13.03	56.1	100	0	P	H
CH 142		11420	48.46	-25.54	74	54.01	39.9	10.39	55.84	100	0	P	V
5710MHz		17130	48.61	-19.59	68.2	51.78	39.9	13.03	56.1	100	0	P	V
Remark	1. No other spurious found. 2. All results are PASS against Peak and Average limit line.												

Band 3 - Straddle Channel

WIFI 802.11ac VHT80 (Band Edge @ 3m)

WIFI Ant. 1	Note	Frequency (MHz)	Level (dBμV/m)	Over Limit (dB)	Limit Line (dBμV/m)	Read Level (dBμV)	Antenna Factor (dB/m)	Path Loss (dB)	Preamp Factor (dB)	Ant Pos (cm)	Table Pos (deg)	Peak Avg. (P/A)	Pol. (H/V)
802.11ac VHT80 CH 138 5690MHz		5452.57	51.1	-22.9	74	39.72	31.81	6.26	26.69	100	234	P	H
		5467.78	50.74	-17.46	68.2	39.33	31.84	6.26	26.69	100	234	P	H
		5459.98	41.92	-12.08	54	30.53	31.82	6.26	26.69	100	234	A	H
	*	5690	103.23	-	-	91.72	31.96	6.41	26.86	100	234	P	H
	*	5690	94.17	-	-	82.66	31.96	6.41	26.86	100	234	A	H
		5879.2	52.28	-15.92	68.2	40.24	32.52	6.54	27.02	100	234	P	H
		5454.91	51.18	-22.82	74	39.8	31.81	6.26	26.69	398	173	P	V
		5467.39	50.65	-17.55	68.2	39.25	31.83	6.26	26.69	398	173	P	V
		5459.2	41.44	-12.56	54	30.05	31.82	6.26	26.69	398	173	A	V
	*	5690	99.02	-	-	87.51	31.96	6.41	26.86	398	173	P	V
	*	5690	89.96	-	-	78.45	31.96	6.41	26.86	398	173	A	V
		5891.2	52.69	-15.51	68.2	40.62	32.56	6.54	27.03	398	173	P	V
Remark	1. No other spurious found. 2. All results are PASS against Peak and Average limit line.												

Band 3 - Straddle Channel

WIFI 802.11ac VHT80 (Harmonic @ 3m)

WIFI Ant. 1	Note	Frequency (MHz)	Level (dBμV/m)	Over Limit (dB)	Limit Line (dBμV/m)	Read Level (dBμV)	Antenna Factor (dB/m)	Path Loss (dB)	Preamp Factor (dB)	Ant Pos (cm)	Table Pos (deg)	Peak Avg. (P/A)	Pol. (H/V)
802.11ac		11380	47.26	-26.74	74	52.87	39.88	10.38	55.87	100	0	P	H
VHT80		17070	47.68	-20.52	68.2	50.73	39.93	12.99	55.97	100	0	P	H
CH 138		11380	47.81	-26.19	74	53.42	39.88	10.38	55.87	100	0	P	V
5690MHz		17070	47.79	-20.41	68.2	50.84	39.93	12.99	55.97	100	0	P	V
Remark	1. No other spurious found. 2. All results are PASS against Peak and Average limit line.												

Emission above 18GHz

WIFI 802.11a (SHF @ 3m)

WIFI	Note	Frequency	Level	Over	Limit	Read	Antenna	Path	Preamp	Ant	Table	Peak	Pol.
Ant.				Limit	Line	Level	Factor	Loss	Factor	Pos	Pos	Avg.	
1		(MHz)	(dBμV/m)	(dB)	(dBμV/m)	(dBμV)	(dB/m)	(dB)	(dB)	(cm)	(deg)	(P/A)	(H/V)
802.11a		39780	49.58	-24.42	74	29.59	45.01	29.63	54.65	150	0	P	H
SHF		39890	49.51	-24.49	74	29.2	45.06	29.73	54.48	150	0	P	V
Remark	1. No other spurious found. 2. All results are PASS against limit line.												

Emission below 1GHz

WIFI 802.11a (LF @ 3m)

WIFI Ant. 1	Note	Frequency (MHz)	Level (dBμV/m)	Over Limit (dB)	Limit Line (dBμV/m)	Read Level (dBμV)	Antenna Factor (dB/m)	Path Loss (dB)	Preamp Factor (dB)	Ant Pos (cm)	Table Pos (deg)	Peak Avg. (P/A)	Pol. (H/V)
802.11a LF		120.21	33.01	-10.49	43.5	46.63	17.56	0.97	32.15	100	0	P	H
		243.4	33.87	-12.13	46	47.14	17.55	1.35	32.17	-	-	P	H
		399.57	34.21	-11.79	46	42.24	21.88	1.73	31.64	-	-	P	H
		600.36	30.31	-15.69	46	35.03	25.5	2.07	32.29	-	-	P	H
		722.58	32.69	-13.31	46	34.87	27.19	2.33	31.7	-	-	P	H
		957.32	32.51	-13.49	46	30.07	30.63	2.72	30.91	-	-	P	H
		30.97	33.67	-6.33	40	41.21	24.21	0.48	32.23	100	0	P	V
		120.21	35.41	-8.09	43.5	49.03	17.56	0.97	32.15	-	-	P	V
		263.77	25.77	-20.23	46	36.69	19.79	1.4	32.11	-	-	P	V
		446.13	31.42	-14.58	46	38.63	23.04	1.8	32.05	-	-	P	V
		665.35	32.32	-13.68	46	35.75	26.24	2.19	31.86	-	-	P	V
		957.32	32.68	-13.32	46	30.24	30.63	2.72	30.91	-	-	P	V
Remark	1. No other spurious found. 2. All results are PASS against limit line.												

Band 2 - 5250~5350MHz

WIFI 802.11a (Band Edge @ 3m)

WIFI Ant. 2	Note	Frequency (MHz)	Level (dBμV/m)	Over Limit (dB)	Limit Line (dBμV/m)	Read Level (dBμV)	Antenna Factor (dB/m)	Path Loss (dB)	Preamp Factor (dB)	Ant Pos (cm)	Table Pos (deg)	Peak Avg. (P/A)	Pol. (H/V)
802.11a CH 52 5260MHz		5107.78	53.57	-20.43	74	42.22	32	6.06	26.71	100	124	P	H
		5147.56	43.43	-10.57	54	32.07	32	6.06	26.7	100	124	A	H
	*	5260	113.32	-	-	102.5	31.4	6.12	26.7	100	124	P	H
	*	5260	105.82	-	-	95	31.4	6.12	26.7	100	124	A	H
		5355.6	51.75	-22.25	74	40.83	31.42	6.2	26.7	100	124	P	H
		5460	42.27	-11.73	54	30.88	31.82	6.26	26.69	100	124	A	H
		5122.74	53.23	-20.77	74	41.88	32	6.06	26.71	381	240	P	V
		5102.68	43.05	-10.95	54	31.7	32	6.06	26.71	381	240	A	V
	*	5260	112.42	-	-	101.6	31.4	6.12	26.7	381	240	P	V
	*	5260	104.72	-	-	93.9	31.4	6.12	26.7	381	240	A	V
		5393.28	51.03	-22.97	74	39.92	31.57	6.23	26.69	381	240	P	V
		5458.08	41.81	-12.19	54	30.42	31.82	6.26	26.69	381	240	A	V
802.11a CH 60 5300MHz		5015.64	53.9	-20.1	74	42.9	31.66	6.05	26.71	100	126	P	H
		5146.54	43.09	-10.91	54	31.73	32	6.06	26.7	100	126	A	H
	*	5300	112.86	-	-	102.01	31.4	6.15	26.7	100	126	P	H
	*	5300	105.66	-	-	94.81	31.4	6.15	26.7	100	126	A	H
		5351.04	54.55	-19.45	74	43.65	31.4	6.2	26.7	100	126	P	H
		5350.08	45.55	-8.45	54	34.65	31.4	6.2	26.7	100	126	A	H
		5073.1	53.44	-20.56	74	42.2	31.89	6.06	26.71	396	240	P	V
		5147.9	42.96	-11.04	54	31.6	32	6.06	26.7	396	240	A	V
	*	5300	111.96	-	-	101.11	31.4	6.15	26.7	396	240	P	V
	*	5300	104.26	-	-	93.41	31.4	6.15	26.7	396	240	A	V
		5352.72	51.98	-22.02	74	41.07	31.41	6.2	26.7	396	240	P	V
		5350.08	43.46	-10.54	54	32.56	31.4	6.2	26.7	396	240	A	V

802.11a CH 64 5320MHz	*	5320	111.47	-	-	100.6	31.4	6.17	26.7	100	128	P	H
	*	5320	104	-	-	93.13	31.4	6.17	26.7	100	128	A	H
		5352.96	61.9	-12.1	74	50.99	31.41	6.2	26.7	100	128	P	H
		5350.08	52.38	-1.62	54	41.48	31.4	6.2	26.7	100	128	A	H
	*	5320	109.87	-	-	99	31.4	6.17	26.7	331	238	P	V
	*	5320	102.57	-	-	91.7	31.4	6.17	26.7	331	238	A	V
		5350.08	62.61	-11.39	74	51.71	31.4	6.2	26.7	331	238	P	V
		5350.08	50.22	-3.78	54	39.32	31.4	6.2	26.7	331	238	A	V
Remark	1. No other spurious found. 2. All results are PASS against Peak and Average limit line.												

Band 2 5250~5350MHz

WIFI 802.11a (Harmonic @ 3m)

WIFI Ant. 2	Note	Frequency (MHz)	Level (dBμV/m)	Over Limit (dB)	Limit Line (dBμV/m)	Read Level (dBμV)	Antenna Factor (dB/m)	Path Loss (dB)	Preamp Factor (dB)	Ant Pos (cm)	Table Pos (deg)	Peak Avg. (P/A)	Pol. (H/V)
802.11a CH 52 5260MHz		10520	47.77	-20.43	68.2	54.25	39.98	9.95	56.41	100	0	P	H
		15780	45.2	-28.8	74	50.28	38.1	12.54	55.72	100	0	P	H
		10520	47.67	-20.53	68.2	54.15	39.98	9.95	56.41	100	0	P	V
		15780	45.35	-28.65	74	50.43	38.1	12.54	55.72	100	0	P	V
802.11a CH 60 5300MHz		10600	47.42	-26.58	74	53.89	39.9	9.99	56.36	100	0	P	H
		15900	45.59	-28.41	74	50.98	37.7	12.57	55.66	100	0	P	H
		10600	47.2	-26.8	74	53.67	39.9	9.99	56.36	100	0	P	V
		15900	45.08	-28.92	74	50.47	37.7	12.57	55.66	100	0	P	V
802.11a CH 64 5320MHz		10640	48.58	-25.42	74	54.9	40.02	10	56.34	100	0	P	H
		15960	44.32	-29.68	74	49.67	37.7	12.58	55.63	100	0	P	H
		10640	47.44	-26.56	74	53.76	40.02	10	56.34	100	0	P	V
		15960	44.93	-29.07	74	50.28	37.7	12.58	55.63	100	0	P	V
Remark	1. No other spurious found. 2. All results are PASS against Peak and Average limit line.												

Band 2 5250~5350MHz

WIFI 802.11n HT20 (Band Edge @ 3m)

WIFI Ant. 2	Note	Frequency (MHz)	Level (dBμV/m)	Over Limit (dB)	Limit Line (dBμV/m)	Read Level (dBμV)	Antenna Factor (dB/m)	Path Loss (dB)	Preamp Factor (dB)	Ant Pos (cm)	Table Pos (deg)	Peak Avg. (P/A)	Pol. (H/V)
802.11n HT20 CH 52 5260MHz		5096.22	53.92	-20.08	74	42.59	31.98	6.06	26.71	100	124	P	H
		5148.58	43.51	-10.49	54	32.15	32	6.06	26.7	100	124	A	H
	*	5260	113.32	-	-	102.5	31.4	6.12	26.7	100	124	P	H
	*	5260	105.52	-	-	94.7	31.4	6.12	26.7	100	124	A	H
		5365.2	51.38	-22.62	74	40.41	31.46	6.21	26.7	100	124	P	H
		5371.68	42.44	-11.56	54	31.43	31.49	6.22	26.7	100	124	A	H
		5140.08	53.31	-20.69	74	41.95	32	6.06	26.7	382	239	P	V
		5148.24	43.25	-10.75	54	31.89	32	6.06	26.7	382	239	A	V
	*	5260	112.42	-	-	101.6	31.4	6.12	26.7	382	239	P	V
	*	5260	104.82	-	-	94	31.4	6.12	26.7	382	239	A	V
		5412	51.64	-22.36	74	40.44	31.65	6.24	26.69	382	239	P	V
		5371.44	41.9	-12.1	54	30.89	31.49	6.22	26.7	382	239	A	V
802.11n HT20 CH 60 5300MHz		5145.52	52.95	-21.05	74	41.59	32	6.06	26.7	100	125	P	H
		5141.78	43.36	-10.64	54	32	32	6.06	26.7	100	125	A	H
	*	5300	112.91	-	-	102.06	31.4	6.15	26.7	100	125	P	H
	*	5300	105.06	-	-	94.21	31.4	6.15	26.7	100	125	A	H
		5352.16	56.45	-17.55	74	45.54	31.41	6.2	26.7	100	125	P	H
		5350.08	45.66	-8.34	54	34.76	31.4	6.2	26.7	100	125	A	H
		5041.48	52.47	-21.53	74	41.36	31.77	6.05	26.71	395	240	P	V
		5149.94	42.93	-11.07	54	31.57	32	6.06	26.7	395	240	A	V
	*	5300	111.31	-	-	100.46	31.4	6.15	26.7	395	240	P	V
	*	5300	103.52	-	-	92.67	31.4	6.15	26.7	395	240	A	V
		5352.32	55.21	-18.79	74	44.3	31.41	6.2	26.7	395	240	P	V
		5350.08	43.88	-10.12	54	32.98	31.4	6.2	26.7	395	240	A	V

802.11n HT20 CH 64 5320MHz	*	5320	110.67	-	-	99.8	31.4	6.17	26.7	100	128	P	H
	*	5320	103.31	-	-	92.44	31.4	6.17	26.7	100	128	A	H
		5350.24	61.08	-12.92	74	50.18	31.4	6.2	26.7	100	128	P	H
		5350.08	52.73	-1.27	54	41.83	31.4	6.2	26.7	100	128	A	H
	*	5320	108.59	-	-	97.72	31.4	6.17	26.7	330	241	P	V
	*	5320	101.37	-	-	90.5	31.4	6.17	26.7	330	241	A	V
		5351.84	60.05	-13.95	74	49.14	31.41	6.2	26.7	330	241	P	V
		5350.08	50.25	-3.75	54	39.35	31.4	6.2	26.7	330	241	A	V
Remark	1. No other spurious found. 2. All results are PASS against Peak and Average limit line.												

Band 2 5250~5350MHz

WIFI 802.11n HT20 (Harmonic @ 3m)

WIFI Ant. 2	Note	Frequency (MHz)	Level (dBμV/m)	Over Limit (dB)	Limit Line (dBμV/m)	Read Level (dBμV)	Antenna Factor (dB/m)	Path Loss (dB)	Preamp Factor (dB)	Ant Pos (cm)	Table Pos (deg)	Peak Avg. (P/A)	Pol. (H/V)
802.11n HT20 CH 52 5260MHz		10520	46.69	-21.51	68.2	53.17	39.98	9.95	56.41	100	0	P	H
		15780	45.36	-28.64	74	50.44	38.1	12.54	55.72	100	0	P	H
		10520	47.11	-21.09	68.2	53.59	39.98	9.95	56.41	100	0	P	V
		15780	46.24	-27.76	74	51.32	38.1	12.54	55.72	100	0	P	V
802.11n HT20 CH 60 5300MHz		10600	46.91	-27.09	74	53.38	39.9	9.99	56.36	100	0	P	H
		15900	45.04	-28.96	74	50.43	37.7	12.57	55.66	100	0	P	H
		10600	48.46	-25.54	74	54.93	39.9	9.99	56.36	100	0	P	V
		15900	45.27	-28.73	74	50.66	37.7	12.57	55.66	100	0	P	V
802.11n HT20 CH 64 5320MHz		10640	47.79	-26.21	74	54.11	40.02	10	56.34	100	0	P	H
		15960	44.93	-29.07	74	50.28	37.7	12.58	55.63	100	0	P	H
		10640	46.73	-27.27	74	53.05	40.02	10	56.34	100	0	P	V
		15960	44.27	-29.73	74	49.62	37.7	12.58	55.63	100	0	P	V
Remark	1. No other spurious found. 2. All results are PASS against Peak and Average limit line.												

Band 2 5250~5350MHz

WIFI 802.11n HT40 (Band Edge @ 3m)

WIFI Ant. 2	Note	Frequency (MHz)	Level (dBμV/m)	Over Limit (dB)	Limit Line (dBμV/m)	Read Level (dBμV)	Antenna Factor (dB/m)	Path Loss (dB)	Preamp Factor (dB)	Ant Pos (cm)	Table Pos (deg)	Peak Avg. (P/A)	Pol. (H/V)
802.11n HT40 CH 54 5270MHz		5026.18	53.63	-20.37	74	42.59	31.7	6.05	26.71	113	126	P	H
		5149.94	43.57	-10.43	54	32.21	32	6.06	26.7	113	126	A	H
	*	5270	108.44	-	-	97.61	31.4	6.13	26.7	113	126	P	H
	*	5270	100.98	-	-	90.15	31.4	6.13	26.7	113	126	A	H
		5351.52	57.04	-16.96	74	46.13	31.41	6.2	26.7	113	126	P	H
		5350.08	46.26	-7.74	54	35.36	31.4	6.2	26.7	113	126	A	H
		5144.16	53.97	-20.03	74	42.61	32	6.06	26.7	358	237	P	V
		5149.6	43.42	-10.58	54	32.06	32	6.06	26.7	358	237	A	V
	*	5270	107.26	-	-	96.43	31.4	6.13	26.7	358	237	P	V
	*	5270	99.73	-	-	88.9	31.4	6.13	26.7	358	237	A	V
		5352.96	53.3	-20.7	74	42.39	31.41	6.2	26.7	358	237	P	V
		5350.08	44.12	-9.88	54	33.22	31.4	6.2	26.7	358	237	A	V
802.11n HT40 CH 62 5310MHz		5055.42	52.84	-21.16	74	41.67	31.82	6.06	26.71	100	127	P	H
		5124.44	42.95	-11.05	54	31.6	32	6.06	26.71	100	127	A	H
	*	5310	104.34	-	-	93.48	31.4	6.16	26.7	100	127	P	H
	*	5310	96.97	-	-	86.11	31.4	6.16	26.7	100	127	A	H
		5350.56	61.78	-12.22	74	50.88	31.4	6.2	26.7	100	127	P	H
		5350.08	52.52	-1.48	54	41.62	31.4	6.2	26.7	100	127	A	H
		5149.94	53.28	-20.72	74	41.92	32	6.06	26.7	394	241	P	V
		5149.6	42.79	-11.21	54	31.43	32	6.06	26.7	394	241	A	V
	*	5310	102.98	-	-	92.12	31.4	6.16	26.7	394	241	P	V
	*	5310	95.65	-	-	84.79	31.4	6.16	26.7	394	241	A	V
		5352	58.52	-15.48	74	47.61	31.41	6.2	26.7	394	241	P	V
		5350.08	50.37	-3.63	54	39.47	31.4	6.2	26.7	394	241	A	V
Remark	1. No other spurious found. 2. All results are PASS against Peak and Average limit line.												

Band 2 5250~5350MHz

WIFI 802.11n HT40 (Harmonic @ 3m)

WIFI Ant. 2	Note	Frequency (MHz)	Level (dBμV/m)	Over Limit (dB)	Limit Line (dBμV/m)	Read Level (dBμV)	Antenna Factor (dB/m)	Path Loss (dB)	Preamp Factor (dB)	Ant Pos (cm)	Table Pos (deg)	Peak Avg. (P/A)	Pol. (H/V)
802.11n HT40 CH 54 5270MHz		10540	46.82	-21.38	68.2	53.3	39.96	9.96	56.4	100	0	P	H
		15810	44.63	-29.37	74	49.73	38.06	12.55	55.71	100	0	P	H
		10540	46.49	-21.71	68.2	52.97	39.96	9.96	56.4	100	0	P	V
		15810	44.22	-29.78	74	49.32	38.06	12.55	55.71	100	0	P	V
802.11n HT40 CH 62 5310MHz		10620	47.04	-26.96	74	53.44	39.96	9.99	56.35	100	0	P	H
		15930	45.62	-28.38	74	50.99	37.7	12.58	55.65	100	0	P	H
		10620	47.96	-26.04	74	54.36	39.96	9.99	56.35	100	0	P	V
		15930	45.54	-28.46	74	50.91	37.7	12.58	55.65	100	0	P	V
Remark	1. No other spurious found. 2. All results are PASS against Peak and Average limit line.												

Band 2 5250~5350MHz

WIFI 802.11ac VHT80 (Band Edge @ 3m)

WIFI Ant. 2	Note	Frequency (MHz)	Level (dBμV/m)	Over Limit (dB)	Limit Line (dBμV/m)	Read Level (dBμV)	Antenna Factor (dB/m)	Path Loss (dB)	Preamp Factor (dB)	Ant Pos (cm)	Table Pos (deg)	Peak Avg. (P/A)	Pol. (H/V)
802.11ac VHT80 CH 58 5290MHz		5141.44	54.2	-19.8	74	42.84	32	6.06	26.7	100	130	P	H
		5149.94	43.68	-10.32	54	32.32	32	6.06	26.7	100	130	A	H
	*	5290	101.76	-	-	90.91	31.4	6.15	26.7	100	130	P	H
	*	5290	93.4	-	-	82.55	31.4	6.15	26.7	100	130	A	H
		5350.56	65.93	-8.07	74	55.03	31.4	6.2	26.7	100	130	P	H
		5350.32	51.3	-2.7	54	40.4	31.4	6.2	26.7	100	130	A	H
		5149.26	53.29	-20.71	74	41.93	32	6.06	26.7	375	238	P	V
		5149.94	43.66	-10.34	54	32.3	32	6.06	26.7	375	238	A	V
	*	5290	99.65	-	-	88.8	31.4	6.15	26.7	375	238	P	V
	*	5290	91.85	-	-	81	31.4	6.15	26.7	375	238	A	V
		5352.48	61.63	-12.37	74	50.72	31.41	6.2	26.7	375	238	P	V
		5350.08	48.29	-5.71	54	37.39	31.4	6.2	26.7	375	238	A	V
Remark	1. No other spurious found. 2. All results are PASS against Peak and Average limit line.												

Band 2 5250~5350MHz

WIFI 802.11ac VHT80 (Harmonic @ 3m)

WIFI Ant. 2	Note	Frequency (MHz)	Level (dBμV/m)	Over Limit (dB)	Limit Line (dBμV/m)	Read Level (dBμV)	Antenna Factor (dB/m)	Path Loss (dB)	Preamp Factor (dB)	Ant Pos (cm)	Table Pos (deg)	Peak Avg. (P/A)	Pol. (H/V)
802.11ac VHT80 CH 58 5290MHz		10580	46.71	-21.49	68.2	53.18	39.92	9.98	56.37	100	0	P	H
		15870	44.46	-29.54	74	49.75	37.82	12.56	55.67	100	0	P	H
		10580	46.87	-21.33	68.2	53.34	39.92	9.98	56.37	100	0	P	V
		15870	45.69	-28.31	74	50.98	37.82	12.56	55.67	100	0	P	V
Remark	1. No other spurious found. 2. All results are PASS against Peak and Average limit line.												

Band 3 - 5470~5725MHz

WIFI 802.11a (Band Edge @ 3m)

WIFI Ant. 2	Note	Frequency (MHz)	Level (dBμV/m)	Over Limit (dB)	Limit Line (dBμV/m)	Read Level (dBμV)	Antenna Factor (dB/m)	Path Loss (dB)	Preamp Factor (dB)	Ant Pos (cm)	Table Pos (deg)	Peak Avg. (P/A)	Pol. (H/V)
802.11a CH 100 5500MHz		5458.48	61.64	-12.36	74	50.25	31.82	6.26	26.69	100	127	P	H
		5469.2	66.42	-1.78	68.2	55.01	31.84	6.26	26.69	100	127	P	H
		5460	48.03	-5.97	54	36.64	31.82	6.26	26.69	100	127	A	H
	*	5500	112.03	-	-	100.55	31.9	6.27	26.69	100	127	P	H
	*	5500	104.39	-	-	92.91	31.9	6.27	26.69	100	127	A	H
		5455.92	57.29	-16.71	74	45.91	31.81	6.26	26.69	349	239	P	V
		5467.92	62.79	-5.41	68.2	51.38	31.84	6.26	26.69	349	239	P	V
		5460	45.64	-8.36	54	34.25	31.82	6.26	26.69	349	239	A	V
	*	5500	109.31	-	-	97.83	31.9	6.27	26.69	349	239	P	V
	*	5500	101.41	-	-	89.93	31.9	6.27	26.69	349	239	A	V
802.11a CH 116 5580MHz		5445.76	51.87	-22.13	74	40.53	31.78	6.25	26.69	102	127	P	H
		5465.44	51.95	-16.25	68.2	40.55	31.83	6.26	26.69	102	127	P	H
		5459.92	42.83	-11.17	54	31.44	31.82	6.26	26.69	102	127	A	H
	*	5580	115.24	-	-	103.87	31.84	6.29	26.76	102	127	P	H
	*	5580	107.55	-	-	96.18	31.84	6.29	26.76	102	127	A	H
		5744.21	51.44	-16.76	68.2	39.69	32.18	6.47	26.9	102	127	P	H
		5452	51.98	-22.02	74	40.61	31.8	6.26	26.69	350	164	P	V
		5460.16	52.3	-15.9	68.2	40.91	31.82	6.26	26.69	350	164	P	V
		5459.92	42.05	-11.95	54	30.66	31.82	6.26	26.69	350	164	A	V
	*	5580	111.37	-	-	100	31.84	6.29	26.76	350	164	P	V
	*	5580	103.49	-	-	92.12	31.84	6.29	26.76	350	164	A	V
		5762.795	51.53	-16.67	68.2	39.72	32.23	6.5	26.92	350	164	P	V

802.11a CH 140 5700MHz	*	5700	111.65	-	-	100.1	32	6.42	26.87	100	108	P	H
	*	5700	104.42	-	-	92.87	32	6.42	26.87	100	108	A	H
		5725.4	63.39	-4.81	68.2	51.73	32.1	6.45	26.89	100	108	P	H
	*	5700	107.36	-	-	95.81	32	6.42	26.87	399	210	P	V
	*	5700	99.99	-	-	88.44	32	6.42	26.87	399	210	A	V
		5725.4	58.92	-9.28	68.2	47.26	32.1	6.45	26.89	399	210	P	V
Remark	1. No other spurious found. 2. All results are PASS against Peak and Average limit line.												

Band 3 - 5470~5725MHz

WIFI 802.11a (Harmonic @ 3m)

WIFI Ant. 2	Note	Frequency (MHz)	Level (dBμV/m)	Over Limit (dB)	Limit Line (dBμV/m)	Read Level (dBμV)	Antenna Factor (dB/m)	Path Loss (dB)	Preamp Factor (dB)	Ant Pos (cm)	Table Pos (deg)	Peak Avg. (P/A)	Pol. (H/V)
802.11a CH 100 5500MHz		11000	46.73	-27.27	74	52.21	40.5	10.15	56.13	100	0	P	H
		16500	46.2	-22	68.2	49.44	39.4	12.77	55.41	100	0	P	H
		11000	47.21	-26.79	74	52.69	40.5	10.15	56.13	100	0	P	V
		16500	46.62	-21.58	68.2	49.86	39.4	12.77	55.41	100	0	P	V
802.11a CH 116 5580MHz		11160	46.38	-27.62	74	52.23	39.92	10.25	56.02	100	0	P	H
		16740	47.87	-20.33	68.2	50.53	40.1	12.85	55.61	100	0	P	H
		11160	46.54	-27.46	74	52.39	39.92	10.25	56.02	100	0	P	V
		16740	48.04	-20.16	68.2	50.7	40.1	12.85	55.61	100	0	P	V
802.11a CH 140 5700MHz		11400	47.46	-26.54	74	53.03	39.9	10.39	55.86	100	0	P	H
		17100	48.32	-19.88	68.2	51.44	39.9	13.01	56.03	100	0	P	H
		11400	46.94	-27.06	74	52.51	39.9	10.39	55.86	100	0	P	V
		17100	48.51	-19.69	68.2	51.63	39.9	13.01	56.03	100	0	P	V
Remark	1. No other spurious found. 2. All results are PASS against Peak and Average limit line.												

Band 3 - 5470~5725MHz

WIFI 802.11n HT20 (Band Edge @ 3m)

WIFI Ant. 2	Note	Frequency (MHz)	Level (dBμV/m)	Over Limit (dB)	Limit Line (dBμV/m)	Read Level (dBμV)	Antenna Factor (dB/m)	Path Loss (dB)	Preamp Factor (dB)	Ant Pos (cm)	Table Pos (deg)	Peak Avg. (P/A)	Pol. (H/V)
802.11n HT20 CH 100 5500MHz		5459.28	60.18	-13.82	74	48.79	31.82	6.26	26.69	100	131	P	H
		5469.2	67.22	-0.98	68.2	55.81	31.84	6.26	26.69	100	131	P	H
		5460	47.32	-6.68	54	35.93	31.82	6.26	26.69	100	131	A	H
	*	5500	110.98	-	-	99.5	31.9	6.27	26.69	100	131	P	H
	*	5500	103.71	-	-	92.23	31.9	6.27	26.69	100	131	A	H
		5459.92	57.58	-16.42	74	46.19	31.82	6.26	26.69	365	206	P	V
		5468.08	60.7	-7.5	68.2	49.29	31.84	6.26	26.69	365	206	P	V
		5460	45.07	-8.93	54	33.68	31.82	6.26	26.69	365	206	A	V
	*	5500	108.88	-	-	97.4	31.9	6.27	26.69	365	206	P	V
	*	5500	100.73	-	-	89.25	31.9	6.27	26.69	365	206	A	V
802.11n HT20 CH 116 5580MHz		5451.28	52.55	-21.45	74	41.18	31.8	6.26	26.69	100	110	P	H
		5465.68	52.19	-16.01	68.2	40.79	31.83	6.26	26.69	100	110	P	H
		5459.92	42.92	-11.08	54	31.53	31.82	6.26	26.69	100	110	A	H
	*	5580	115.87	-	-	104.5	31.84	6.29	26.76	100	110	P	H
	*	5580	107.57	-	-	96.2	31.84	6.29	26.76	100	110	A	H
		5763.425	53.11	-15.09	68.2	41.3	32.23	6.5	26.92	100	110	P	H
		5424.16	52.98	-21.02	74	41.72	31.7	6.25	26.69	375	228	P	V
		5462.08	51.58	-16.62	68.2	40.19	31.82	6.26	26.69	375	228	P	V
		5459.92	42.55	-11.45	54	31.16	31.82	6.26	26.69	375	228	A	V
	*	5580	111.97	-	-	100.6	31.84	6.29	26.76	375	228	P	V
	*	5580	103.77	-	-	92.4	31.84	6.29	26.76	375	228	A	V
		5752.715	51.8	-16.4	68.2	40.02	32.21	6.48	26.91	375	228	P	V

802.11n HT20 CH 140 5700MHz	*	5700	110.26	-	-	98.71	32	6.42	26.87	100	110	P	H
	*	5700	102.32	-	-	90.77	32	6.42	26.87	100	110	A	H
		5725.64	67.38	-0.82	68.2	55.72	32.1	6.45	26.89	100	110	P	H
	*	5700	105.68	-	-	94.13	32	6.42	26.87	379	216	P	V
	*	5700	98.11	-	-	86.56	32	6.42	26.87	379	216	A	V
		5725.48	61.45	-6.75	68.2	49.79	32.1	6.45	26.89	379	216	P	V
Remark	1. No other spurious found. 2. All results are PASS against Peak and Average limit line.												

Band 3 - 5470~5725MHz

WIFI 802.11n HT20 (Harmonic @ 3m)

WIFI Ant. 2	Note	Frequency (MHz)	Level (dBμV/m)	Over Limit (dB)	Limit Line (dBμV/m)	Read Level (dBμV)	Antenna Factor (dB/m)	Path Loss (dB)	Preamp Factor (dB)	Ant Pos (cm)	Table Pos (deg)	Peak Avg. (P/A)	Pol. (H/V)
802.11n HT20 CH 100 5500MHz		11000	47.3	-26.7	74	52.78	40.5	10.15	56.13	100	0	P	H
		16500	46.82	-21.38	68.2	50.06	39.4	12.77	55.41	100	0	P	H
		11000	47.88	-26.12	74	53.36	40.5	10.15	56.13	100	0	P	V
		16500	46.8	-21.4	68.2	50.04	39.4	12.77	55.41	100	0	P	V
802.11n HT20 CH 116 5580MHz		11160	46.78	-27.22	74	52.63	39.92	10.25	56.02	100	0	P	H
		16740	48.21	-19.99	68.2	50.87	40.1	12.85	55.61	100	0	P	H
		11160	46.58	-27.42	74	52.43	39.92	10.25	56.02	100	0	P	V
		16740	48.33	-19.87	68.2	50.99	40.1	12.85	55.61	100	0	P	V
802.11n HT20 CH 140 5700MHz		11400	48.67	-25.33	74	54.24	39.9	10.39	55.86	100	0	P	H
		17100	47.72	-20.48	68.2	50.84	39.9	13.01	56.03	100	0	P	H
		11400	46.72	-27.28	74	52.29	39.9	10.39	55.86	100	0	P	V
		17100	47.54	-20.66	68.2	50.66	39.9	13.01	56.03	100	0	P	V
Remark	1. No other spurious found. 2. All results are PASS against Peak and Average limit line.												

Band 3 - 5470~5725MHz

WIFI 802.11n HT40 (Band Edge @ 3m)

WIFI Ant. 2	Note	Frequency (MHz)	Level (dBμV/m)	Over Limit (dB)	Limit Line (dBμV/m)	Read Level (dBμV)	Antenna Factor (dB/m)	Path Loss (dB)	Preamp Factor (dB)	Ant Pos (cm)	Table Pos (deg)	Peak Avg. (P/A)	Pol. (H/V)
802.11n HT40 CH 102 5510MHz		5458.48	60.21	-13.79	74	48.82	31.82	6.26	26.69	100	131	P	H
		5468.56	65.83	-2.37	68.2	54.42	31.84	6.26	26.69	100	131	P	H
		5459.92	46.89	-7.11	54	35.5	31.82	6.26	26.69	100	131	A	H
	*	5510	104.95	-	-	93.48	31.9	6.27	26.7	100	131	P	H
	*	5510	96.91	-	-	85.44	31.9	6.27	26.7	100	131	A	H
		5754.29	51.23	-16.97	68.2	39.44	32.21	6.49	26.91	100	131	P	H
		5456.32	57.51	-16.49	74	46.13	31.81	6.26	26.69	363	212	P	V
		5470	62.35	-5.85	68.2	50.94	31.84	6.26	26.69	363	212	P	V
		5459.92	44.69	-9.31	54	33.3	31.82	6.26	26.69	363	212	A	V
	*	5510	102.66	-	-	91.19	31.9	6.27	26.7	363	212	P	V
	*	5510	94.76	-	-	83.29	31.9	6.27	26.7	363	212	A	V
		5740.43	51.17	-17.03	68.2	39.44	32.16	6.47	26.9	363	212	P	V
802.11n HT40 CH 110 5550MHz		5458.24	61.39	-12.61	74	50	31.82	6.26	26.69	100	102	P	H
		5463.52	64.32	-3.88	68.2	52.92	31.83	6.26	26.69	100	102	P	H
		5459.92	50.53	-3.47	54	39.14	31.82	6.26	26.69	100	102	A	H
	*	5550	111.81	-	-	100.36	31.9	6.28	26.73	100	102	P	H
	*	5550	103.07	-	-	91.62	31.9	6.28	26.73	100	102	A	H
		5741.69	52.67	-15.53	68.2	40.93	32.17	6.47	26.9	100	102	P	H
		5455.36	60.21	-13.79	74	48.83	31.81	6.26	26.69	380	213	P	V
		5469.04	62.6	-5.6	68.2	51.19	31.84	6.26	26.69	380	213	P	V
		5459.92	48.72	-5.28	54	37.33	31.82	6.26	26.69	380	213	A	V
	*	5550	110.41	-	-	98.96	31.9	6.28	26.73	380	213	P	V
	*	5550	101.29	-	-	89.84	31.9	6.28	26.73	380	213	A	V
		5740.115	51.12	-17.08	68.2	39.39	32.16	6.47	26.9	380	213	P	V

802.11n HT40 CH 134 5670MHz		5456.4	52.3	-21.7	74	40.92	31.81	6.26	26.69	100	107	P	H
		5462.35	50.6	-17.6	68.2	39.21	31.82	6.26	26.69	100	107	P	H
		5460	42.27	-11.73	54	30.88	31.82	6.26	26.69	100	107	A	H
	*	5670	109.43	-	-	98.01	31.88	6.38	26.84	100	107	P	H
	*	5670	101.7	-	-	90.28	31.88	6.38	26.84	100	107	A	H
		5725.625	63.97	-4.23	68.2	52.31	32.1	6.45	26.89	100	107	P	H
		5451.15	51.1	-22.9	74	39.73	31.8	6.26	26.69	400	157	P	V
		5460.95	49.95	-18.25	68.2	38.56	31.82	6.26	26.69	400	157	P	V
		5458.85	41.8	-12.2	54	30.41	31.82	6.26	26.69	400	157	A	V
	*	5670	106.63	-	-	95.21	31.88	6.38	26.84	400	157	P	V
	*	5670	97.82	-	-	86.4	31.88	6.38	26.84	400	157	A	V
		5725	58.97	-9.23	68.2	47.31	32.1	6.45	26.89	400	157	P	V
Remark	1. No other spurious found. 2. All results are PASS against Peak and Average limit line.												

Band 3 - 5470~5725MHz

WIFI 802.11n HT40 (Harmonic @ 3m)

WIFI Ant. 2	Note	Frequency (MHz)	Level (dBμV/m)	Over Limit (dB)	Limit Line (dBμV/m)	Read Level (dBμV)	Antenna Factor (dB/m)	Path Loss (dB)	Preamp Factor (dB)	Ant Pos (cm)	Table Pos (deg)	Peak Avg. (P/A)	Pol. (H/V)
802.11n		11020	47.57	-26.43	74	53.11	40.42	10.16	56.12	100	0	P	H
HT40		16530	45.63	-22.57	68.2	48.86	39.43	12.78	55.44	100	0	P	H
CH 102		11020	47.56	-26.44	74	53.1	40.42	10.16	56.12	100	0	P	V
5510MHz		16530	46.58	-21.62	68.2	49.81	39.43	12.78	55.44	100	0	P	V
802.11n		11100	47.15	-26.85	74	52.9	40.1	10.21	56.06	100	0	P	H
HT40		16650	46.81	-21.39	68.2	49.83	39.7	12.82	55.54	100	0	P	H
CH 110		11100	46.63	-27.37	74	52.38	40.1	10.21	56.06	100	0	P	V
5550MHz		16650	46.83	-21.37	68.2	49.85	39.7	12.82	55.54	100	0	P	V
802.11n		11340	46.82	-27.18	74	52.53	39.84	10.35	55.9	100	0	P	H
HT40		17010	48.1	-20.1	68.2	51.01	39.99	12.95	55.85	100	0	P	H
CH 134		11340	47.43	-26.57	74	53.14	39.84	10.35	55.9	100	0	P	V
5670MHz		17010	47.77	-20.43	68.2	50.68	39.99	12.95	55.85	100	0	P	V
Remark	1. No other spurious found. 2. All results are PASS against Peak and Average limit line.												

Band 3 - 5470~5725MHz

WIFI 802.11ac VHT80 (Band Edge @ 3m)

WIFI Ant. 2	Note	Frequency (MHz)	Level (dBμV/m)	Over Limit (dB)	Limit Line (dBμV/m)	Read Level (dBμV)	Antenna Factor (dB/m)	Path Loss (dB)	Preamp Factor (dB)	Ant Pos (cm)	Table Pos (deg)	Peak Avg. (P/A)	Pol. (H/V)
802.11ac VHT80 CH 106 5530MHz		5453.44	61.51	-12.49	74	50.13	31.81	6.26	26.69	100	131	P	H
		5465.68	66.52	-1.68	68.2	55.12	31.83	6.26	26.69	100	131	P	H
		5455.84	47.58	-6.42	54	36.2	31.81	6.26	26.69	100	131	A	H
	*	5530	101.18	-	-	89.72	31.9	6.28	26.72	100	131	P	H
	*	5530	92.26	-	-	80.8	31.9	6.28	26.72	100	131	A	H
		5738.855	51.98	-16.22	68.2	40.25	32.16	6.47	26.9	100	131	P	H
		5440.24	55.15	-18.85	74	43.83	31.76	6.25	26.69	400	207	P	V
		5467.6	57.66	-10.54	68.2	46.25	31.84	6.26	26.69	400	207	P	V
		5455.36	43.66	-10.34	54	32.28	31.81	6.26	26.69	400	207	A	V
	*	5530	97.3	-	-	85.84	31.9	6.28	26.72	400	207	P	V
	*	5530	88.53	-	-	77.07	31.9	6.28	26.72	400	207	A	V
		5739.485	51.97	-16.23	68.2	40.24	32.16	6.47	26.9	400	207	P	V
802.11ac VHT80 CH 122 5610MHz		5456.8	59.44	-14.56	74	48.06	31.81	6.26	26.69	106	111	P	H
		5465.68	62.85	-5.35	68.2	51.45	31.83	6.26	26.69	106	111	P	H
		5459.92	49.4	-4.6	54	38.01	31.82	6.26	26.69	106	111	A	H
	*	5610	108.14	-	-	96.82	31.8	6.31	26.79	106	111	P	H
	*	5610	99.26	-	-	87.94	31.8	6.31	26.79	106	111	A	H
		5727.515	67.08	-1.12	68.2	55.41	32.11	6.45	26.89	106	111	P	H
		5458.96	60.42	-13.58	74	49.03	31.82	6.26	26.69	389	195	P	V
		5461.84	59.23	-8.97	68.2	47.84	31.82	6.26	26.69	389	195	P	V
		5459.92	47.88	-6.12	54	36.49	31.82	6.26	26.69	389	195	A	V
	*	5610	103.74	-	-	92.42	31.8	6.31	26.79	389	195	P	V
	*	5610	95.36	-	-	84.04	31.8	6.31	26.79	389	195	A	V
		5728.775	62.5	-5.7	68.2	50.82	32.12	6.45	26.89	389	195	P	V
Remark	1. No other spurious found. 2. All results are PASS against Peak and Average limit line.												

Band 3 5470~5725MHz

WIFI 802.11ac VHT80 (Harmonic @ 3m)

WIFI Ant. 2	Note	Frequency (MHz)	Level (dBμV/m)	Over Limit (dB)	Limit Line (dBμV/m)	Read Level (dBμV)	Antenna Factor (dB/m)	Path Loss (dB)	Preamp Factor (dB)	Ant Pos (cm)	Table Pos (deg)	Peak Avg. (P/A)	Pol. (H/V)
802.11ac		11060	47.92	-26.08	74	53.56	40.26	10.19	56.09	100	0	P	H
VHT80		16590	47.2	-21	68.2	50.4	39.49	12.8	55.49	100	0	P	H
CH 106		11060	47.21	-26.79	74	52.85	40.26	10.19	56.09	100	0	P	V
5530MHz		16590	46.81	-21.39	68.2	50.01	39.49	12.8	55.49	100	0	P	V
802.11ac		11220	46.63	-27.37	74	52.53	39.8	10.28	55.98	100	0	P	H
VHT80		16830	47.87	-20.33	68.2	50.39	40.28	12.89	55.69	100	0	P	H
CH 122		11220	46.98	-27.02	74	52.88	39.8	10.28	55.98	100	0	P	V
5610MHz		16830	49.06	-19.14	68.2	51.58	40.28	12.89	55.69	100	0	P	V
Remark	1. No other spurious found. 2. All results are PASS against Peak and Average limit line.												

Band 3 - Straddle Channel

WIFI 802.11a (Band Edge @ 3m)

WIFI Ant. 2	Note	Frequency (MHz)	Level (dBμV/m)	Over Limit (dB)	Limit Line (dBμV/m)	Read Level (dBμV)	Antenna Factor (dB/m)	Path Loss (dB)	Preamp Factor (dB)	Ant Pos (cm)	Table Pos (deg)	Peak Avg. (P/A)	Pol. (H/V)
802.11a CH 144 5720MHz		5447.89	51.82	-22.18	74	40.47	31.79	6.25	26.69	100	107	P	H
		5463.88	51.07	-17.13	68.2	39.67	31.83	6.26	26.69	100	107	P	H
		5459.98	41.77	-12.23	54	30.38	31.82	6.26	26.69	100	107	A	H
	*	5720	115.55	-	-	103.91	32.08	6.44	26.88	100	107	P	H
	*	5720	107.51	-	-	95.87	32.08	6.44	26.88	100	107	A	H
		5858	52.28	-15.92	68.2	40.32	32.43	6.54	27.01	100	107	P	H
		5442.04	50.7	-23.3	74	39.37	31.77	6.25	26.69	354	237	P	V
		5470	51.91	-16.29	68.2	40.5	31.84	6.26	26.69	354	237	P	V
		5459.98	41.59	-12.41	54	30.2	31.82	6.26	26.69	354	237	A	V
	*	5720	111.08	-	-	99.44	32.08	6.44	26.88	354	237	P	V
	*	5720	103.17	-	-	91.53	32.08	6.44	26.88	354	237	A	V
		5936.75	51.71	-16.49	68.2	39.57	32.67	6.54	27.07	354	237	P	V
Remark	1. No other spurious found. 2. All results are PASS against Peak and Average limit line.												

Band 3 - Straddle Channel

WIFI 802.11a (Harmonic @ 3m)

WIFI Ant. 2	Note	Frequency (MHz)	Level (dBμV/m)	Over Limit (dB)	Limit Line (dBμV/m)	Read Level (dBμV)	Antenna Factor (dB/m)	Path Loss (dB)	Preamp Factor (dB)	Ant Pos (cm)	Table Pos (deg)	Peak Avg. (P/A)	Pol. (H/V)
802.11a CH 144 5720MHz		11440	48.65	-25.35	74	54.18	39.9	10.4	55.83	100	0	P	H
		17160	48.63	-19.57	68.2	51.85	39.9	13.04	56.16	100	0	P	H
		11440	46.45	-27.55	74	51.98	39.9	10.4	55.83	100	0	P	V
		17160	49.62	-18.58	68.2	52.84	39.9	13.04	56.16	100	0	P	V
Remark	1. No other spurious found. 2. All results are PASS against Peak and Average limit line.												

Band 3 - Straddle Channel

WIFI 802.11n HT20 (Band Edge @ 3m)

WIFI Ant. 2	Note	Frequency (MHz)	Level (dBμV/m)	Over Limit (dB)	Limit Line (dBμV/m)	Read Level (dBμV)	Antenna Factor (dB/m)	Path Loss (dB)	Preamp Factor (dB)	Ant Pos (cm)	Table Pos (deg)	Peak Avg. (P/A)	Pol. (H/V)
802.11n HT20 CH 144 5720MHz		5458.42	51.11	-22.89	74	39.72	31.82	6.26	26.69	100	127	P	H
		5465.44	50.12	-18.08	68.2	38.72	31.83	6.26	26.69	100	127	P	H
		5459.98	41.8	-12.2	54	30.41	31.82	6.26	26.69	100	127	A	H
	*	5720	115.02	-	-	103.38	32.08	6.44	26.88	100	127	P	H
	*	5720	107.47	-	-	95.83	32.08	6.44	26.88	100	127	A	H
		5878.25	52.23	-15.97	68.2	40.2	32.51	6.54	27.02	100	127	P	H
		5413.18	51.11	-22.89	74	39.91	31.65	6.24	26.69	374	214	P	V
		5462.71	50.03	-18.17	68.2	38.63	31.83	6.26	26.69	374	214	P	V
		5459.98	41.57	-12.43	54	30.18	31.82	6.26	26.69	374	214	A	V
	*	5720	111.31	-	-	99.67	32.08	6.44	26.88	374	214	P	V
	*	5720	103.38	-	-	91.74	32.08	6.44	26.88	374	214	A	V
		5904.75	52.32	-15.88	68.2	40.22	32.61	6.54	27.05	374	214	P	V
Remark	1. No other spurious found. 2. All results are PASS against Peak and Average limit line.												

Band 3 - Straddle Channel

WIFI 802.11n HT20 (Harmonic @ 3m)

WIFI Ant. 2	Note	Frequency (MHz)	Level (dBµV/m)	Over Limit (dB)	Limit Line (dBµV/m)	Read Level (dBµV)	Antenna Factor (dB/m)	Path Loss (dB)	Preamp Factor (dB)	Ant Pos (cm)	Table Pos (deg)	Peak Avg. (P/A)	Pol. (H/V)
802.11n HT20 CH 144 5720MHz		11440	46.76	-27.24	74	52.29	39.9	10.4	55.83	100	0	P	H
		17160	48.16	-20.04	68.2	51.38	39.9	13.04	56.16	100	0	P	H
		11440	47.53	-26.47	74	53.06	39.9	10.4	55.83	100	0	P	V
		17160	48.21	-19.99	68.2	51.43	39.9	13.04	56.16	100	0	P	V
Remark	1. No other spurious found. 2. All results are PASS against Peak and Average limit line.												

Band 3 - Straddle Channel

WIFI 802.11n HT40 (Band Edge @ 3m)

WIFI Ant. 2	Note	Frequency (MHz)	Level (dBμV/m)	Over Limit (dB)	Limit Line (dBμV/m)	Read Level (dBμV)	Antenna Factor (dB/m)	Path Loss (dB)	Preamp Factor (dB)	Ant Pos (cm)	Table Pos (deg)	Peak Avg. (P/A)	Pol. (H/V)
802.11n HT40 CH 142 5710MHz		5440.48	51.12	-22.88	74	39.8	31.76	6.25	26.69	100	99	P	H
		5463.49	51.57	-16.63	68.2	40.17	31.83	6.26	26.69	100	99	P	H
		5459.98	41.73	-12.27	54	30.34	31.82	6.26	26.69	100	99	A	H
	*	5710	112.36	-	-	100.76	32.04	6.43	26.87	100	99	P	H
	*	5710	104.18	-	-	92.58	32.04	6.43	26.87	100	99	A	H
		5859.5	54.15	-14.05	68.2	42.18	32.44	6.54	27.01	100	99	P	H
		5447.5	50.19	-23.81	74	38.84	31.79	6.25	26.69	396	159	P	V
		5468.56	50.39	-17.81	68.2	38.98	31.84	6.26	26.69	396	159	P	V
		5459.98	41.52	-12.48	54	30.13	31.82	6.26	26.69	396	159	A	V
	*	5710	108.56	-	-	96.96	32.04	6.43	26.87	396	159	P	V
	*	5710	100.22	-	-	88.62	32.04	6.43	26.87	396	159	A	V
		5850.5	52.45	-15.75	68.2	40.51	32.4	6.54	27	396	159	P	V
Remark	1. No other spurious found. 2. All results are PASS against Peak and Average limit line.												

Band 3 - Straddle Channel

WIFI 802.11n HT40 (Harmonic @ 3m)

WIFI Ant. 2	Note	Frequency (MHz)	Level (dBμV/m)	Over Limit (dB)	Limit Line (dBμV/m)	Read Level (dBμV)	Antenna Factor (dB/m)	Path Loss (dB)	Preamp Factor (dB)	Ant Pos (cm)	Table Pos (deg)	Peak Avg. (P/A)	Pol. (H/V)
802.11n		11420	46.73	-27.27	74	52.28	39.9	10.39	55.84	100	0	P	H
HT40		17130	47.86	-20.34	68.2	51.03	39.9	13.03	56.1	100	0	P	H
CH 142		11420	47.24	-26.76	74	52.79	39.9	10.39	55.84	100	0	P	V
5710MHz		17130	48.16	-20.04	68.2	51.33	39.9	13.03	56.1	100	0	P	V
Remark	1. No other spurious found. 2. All results are PASS against Peak and Average limit line.												

Band 3 - Straddle Channel

WIFI 802.11ac VHT80 (Band Edge @ 3m)

WIFI Ant. 2	Note	Frequency (MHz)	Level (dBμV/m)	Over Limit (dB)	Limit Line (dBμV/m)	Read Level (dBμV)	Antenna Factor (dB/m)	Path Loss (dB)	Preamp Factor (dB)	Ant Pos (cm)	Table Pos (deg)	Peak Avg. (P/A)	Pol. (H/V)
802.11ac VHT80 CH 138 5690MHz		5451.79	53.97	-20.03	74	42.6	31.8	6.26	26.69	100	111	P	H
		5464.66	55.36	-12.84	68.2	43.96	31.83	6.26	26.69	100	111	P	H
		5459.98	44.69	-9.31	54	33.3	31.82	6.26	26.69	100	111	A	H
	*	5690	109.15	-	-	97.64	31.96	6.41	26.86	100	111	P	H
	*	5690	100.24	-	-	88.73	31.96	6.41	26.86	100	111	A	H
		5852.8	59.12	-9.08	68.2	47.17	32.41	6.54	27	100	111	P	H
		5459.98	51.6	-22.4	74	40.21	31.82	6.26	26.69	400	175	P	V
		5465.83	52.77	-15.43	68.2	41.37	31.83	6.26	26.69	400	175	P	V
		5459.98	43.25	-10.75	54	31.86	31.82	6.26	26.69	400	175	A	V
	*	5690	104.74	-	-	93.23	31.96	6.41	26.86	400	175	P	V
	*	5690	95.66	-	-	84.15	31.96	6.41	26.86	400	175	A	V
		5858.2	54.41	-13.79	68.2	42.45	32.43	6.54	27.01	400	175	P	V
Remark	1. No other spurious found. 2. All results are PASS against Peak and Average limit line.												

Band 3 - Straddle Channel

WIFI 802.11ac VHT80 (Harmonic @ 3m)

WIFI Ant. 2	Note	Frequency (MHz)	Level (dBμV/m)	Over Limit (dB)	Limit Line (dBμV/m)	Read Level (dBμV)	Antenna Factor (dB/m)	Path Loss (dB)	Preamp Factor (dB)	Ant Pos (cm)	Table Pos (deg)	Peak Avg. (P/A)	Pol. (H/V)
802.11ac		11380	46.76	-27.24	74	52.37	39.88	10.38	55.87	100	0	P	H
VHT80		17070	47.4	-20.8	68.2	50.45	39.93	12.99	55.97	100	0	P	H
CH 138		11380	46.25	-27.75	74	51.86	39.88	10.38	55.87	100	0	P	V
5690MHz		17070	48.26	-19.94	68.2	51.31	39.93	12.99	55.97	100	0	P	V
Remark	1. No other spurious found. 2. All results are PASS against Peak and Average limit line.												

Emission above 18GHz

WIFI 802.11n HT20 (SHF @ 3m)

WIFI	Note	Frequency	Level	Over	Limit	Read	Antenna	Path	Preamp	Ant	Table	Peak	Pol.
Ant.				Limit	Line	Level	Factor	Loss	Factor	Pos	Pos	Avg.	
2		(MHz)	(dBμV/m)	(dB)	(dBμV/m)	(dBμV)	(dB/m)	(dB)	(dB)	(cm)	(deg)	(P/A)	(H/V)
802.11n HT20 SHF		39824	49.43	-24.57	74	29.31	45.03	29.67	54.58	150	0	P	H
		40000	49.94	-24.06	74	29.31	45.1	29.83	54.3	150	0	P	V
Remark	1. No other spurious found. 2. All results are PASS against limit line.												

Emission below 1GHz

WIFI 802.11n HT20 (LF @ 3m)

WIFI Ant. 2	Note	Frequency (MHz)	Level (dBμV/m)	Over Limit (dB)	Limit Line (dBμV/m)	Read Level (dBμV)	Antenna Factor (dB/m)	Path Loss (dB)	Preamp Factor (dB)	Ant Pos (cm)	Table Pos (deg)	Peak Avg. (P/A)	Pol. (H/V)
802.11n HT20 LF		120.21	32.69	-10.81	43.5	46.31	17.56	0.97	32.15	-	-	P	H
		241.46	34.05	-11.95	46	47.53	17.35	1.35	32.18	-	-	P	H
		419.94	36.99	-9.01	46	44.29	22.76	1.76	31.82	100	0	P	H
		666.32	34.81	-11.19	46	38.21	26.26	2.19	31.85	-	-	P	H
		700.27	34.96	-11.04	46	37.83	26.45	2.31	31.63	-	-	P	H
		958.29	32.54	-13.46	46	30.12	30.6	2.72	30.9	-	-	P	H
		30	32.04	-7.96	40	39.19	24.59	0.48	32.22	-	-	P	V
		120.21	37.28	-6.22	43.5	50.9	17.56	0.97	32.15	100	0	P	V
		445.16	31.81	-14.19	46	39.04	23.01	1.8	32.04	-	-	P	V
		551.86	30.67	-15.33	46	35.5	25.58	1.99	32.4	-	-	P	V
		869.05	30.9	-15.1	46	31.12	28.96	2.55	31.73	-	-	P	V
		952.47	32.6	-13.4	46	30.26	30.61	2.7	30.97	-	-	P	V
Remark	1. No other spurious found. 2. All results are PASS against limit line.												

Note symbol

*	**Fundamental Frequency** which can be ignored. However, the level of any unwanted emissions shall not exceed the level of the fundamental frequency.
!	Test result is **over limit** line.
P/A	**P**eak or **A**verage
H/V	**H**orizontal or **V**ertical

A calculation example for radiated spurious emission is shown as below:

WIFI	Note	Frequency	Level	Over	Limit	Read	Antenna	Path	Preamp	Ant	Table	Peak	Pol.
				Limit	Line	Level	Factor	Loss	Factor	Pos	Pos	Avg.	
		(MHz)	(dBμV/m)	(dB)	(dBμV/m)	(dBμV)	(dB/m)	(dB)	(dB)	(cm)	(deg)	(P/A)	(H/V)
802.11b CH 01 2412MHz		2390	55.45	-18.55	74	54.51	32.22	4.58	35.86	103	308	P	H
		2390	43.54	-10.46	54	42.6	32.22	4.58	35.86	103	308	A	H

1. Path Loss(dB) = Cable loss(dB) + Filter loss(dB) + Attenuator loss(dB)
2. Level(dBμV/m) = Antenna Factor(dB/m) + Path Loss(dB) + Read Level(dBμV) - Preamp Factor(dB)
3. Over Limit(dB) = Level(dBμV/m) – Limit Line(dBμV/m)

For Peak Limit @ 2390MHz:

1. Level(dBμV/m)

= Antenna Factor(dB/m) + Path Loss(dB) + Read Level(dBμV) - Preamp Factor(dB)

= 32.22(dB/m) + 4.58(dB) + 54.51(dBμV) – 35.86 (dB)

= 55.45 (dBμV/m)

2. Over Limit(dB)

= Level(dBμV/m) – Limit Line(dBμV/m)

= 55.45(dBμV/m) – 74(dBμV/m)

= -18.55(dB)

For Average Limit @ 2390MHz:

1. Level(dBμV/m)

= Antenna Factor(dB/m) + Path Loss(dB) + Read Level(dBμV) - Preamp Factor(dB)

= 32.22(dB/m) + 4.58(dB) + 42.6(dBμV) – 35.86 (dB)

= 43.54 (dBμV/m)

2. Over Limit(dB) = Level(dBμV/m) – Limit Line(dBμV/m)

= 43.54(dBμV/m) – 54(dBμV/m)

= -10.46(dB)

Both peak and average measured complies with the limit line, so test result is “PASS”.

Appendix C. Radiated Spurious Emission

Test Engineer :	Daniel Lee, Jacky Hung and Wilson Wu	**Temperature :**	20~25°C
		Relative Humidity :	50~55%

Note symbol

-L	**Low channel location**
-R	**High channel location**

Band 2 - 5250~5350MHz

WIFI 802.11a (Band Edge @ 3m)

WIFI	Band 2 5250~5350MHz Band Edge @ 3m	
ANT	802.11a CH52 5260MHz - L	
1	Horizontal	Fundamental
Peak	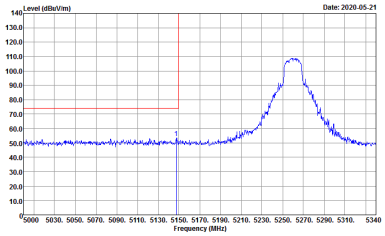 Site : 03CH13-HY Condition : PEAK_BE_74 3m HORN_9120D_1241 HORIZONTAL : RBW:1000.000KHz VBW:3000.000KHz SWT:Auto Detector : Peak Project : 840308-01 Mode : 1	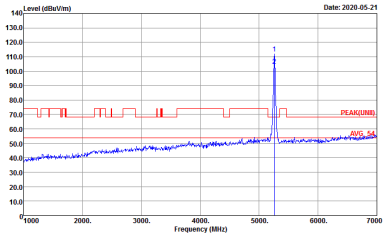 Site : 03CH13-HY Condition : PEAK(UNII) 3m HORN_9120D_1241 HORIZONTAL : RBW:1000.000KHz VBW:3000.000KHz SWT:Auto Detector : Peak Project : 840308-01 Mode : 1
Avg.	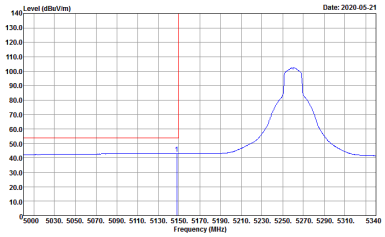 Site : 03CH13-HY Condition : AVG_BE_54 3m HORN_9120D_1241 HORIZONTAL : RBW:1000.000KHz VBW:0.010KHz SWT:Auto Detector : Peak Project : 840308-01 Mode : 1	Left blank

WIFI	Band 2 5250~5350MHz Band Edge @ 3m	
ANT	802.11a CH52 5260MHz - R	
1	Horizontal	Fundamental
Peak	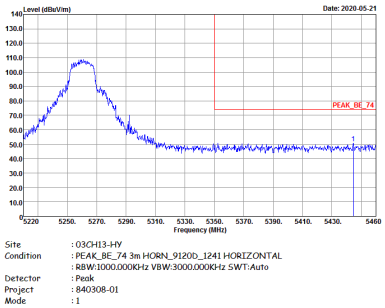	Left blank
Avg.	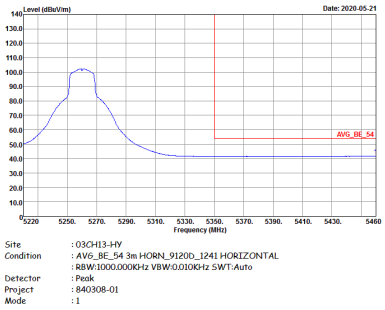	Left blank

WIFI	Band 2 5250~5350MHz Band Edge @ 3m	
ANT	802.11a CH52 5260MHz - L	
1	Vertical	Fundamental
Peak	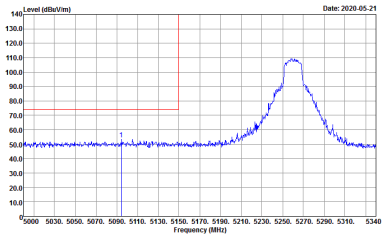 Site : 03CH13-HY Condition : PEAK_BE_74 3m HORN_9120D_1241 VERTICAL : RBW:1000.000KHz VBW:3000.000KHz SWT:Auto Detector : Peak Project : 840308-01 Mode : 1	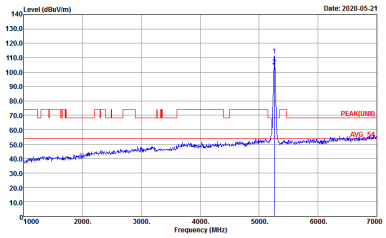 Site : 03CH13-HY Condition : PEAK(UNII) 3m HORN_9120D_1241 VERTICAL : RBW:1000.000KHz VBW:3000.000KHz SWT:Auto Detector : Peak Project : 840308-01 Mode : 1
Avg.	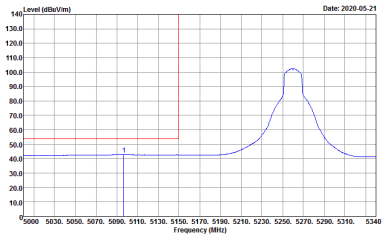 Site : 03CH13-HY Condition : AVG_BE_54 3m HORN_9120D_1241 VERTICAL : RBW:1000.000KHz VBW:0.010KHz SWT:Auto Detector : Peak Project : 840308-01 Mode : 1	Left blank

WIFI	Band 2 5250~5350MHz Band Edge @ 3m	
ANT	802.11a CH52 5260MHz - R	
1	Vertical	Fundamental
Peak	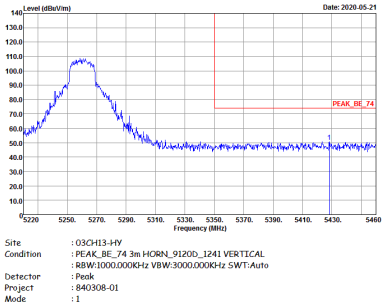	Left blank
Avg.	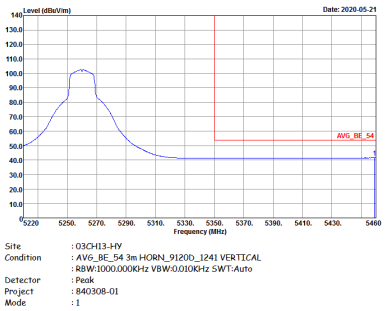	Left blank

WIFI	Band 2 5250~5350MHz Band Edge @ 3m	
ANT	802.11a CH60 5300MHz - L	
1	Horizontal	Fundamental
Peak	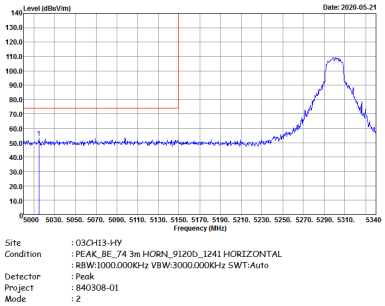	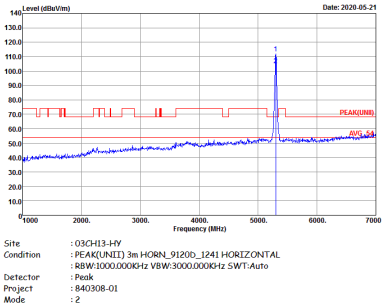
Avg.	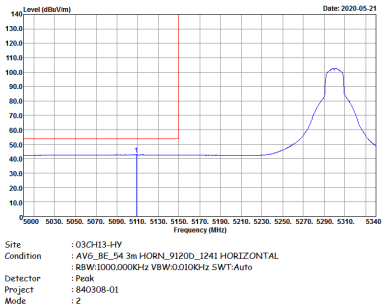	Left blank

WIFI	Band 2 5250~5350MHz Band Edge @ 3m	
ANT	802.11a CH60 5300MHz - R	
1	Horizontal	Fundamental
Peak	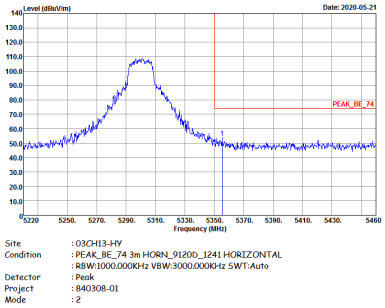	Left blank
Avg.	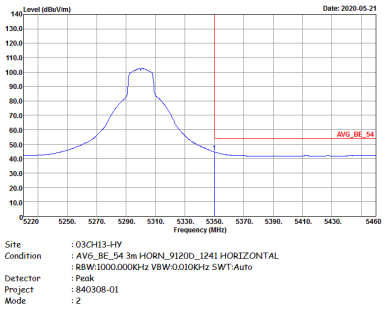	Left blank

WIFI	Band 2 5250~5350MHz Band Edge @ 3m	
ANT	802.11a CH60 5300MHz - L	
1	Vertical	Fundamental
Peak	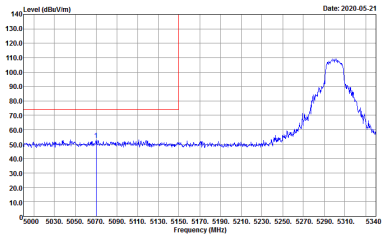 Site : 03CH13-HY Condition : PEAK_BE_74 3m HORN_9120D_1241 VERTICAL : RBW:1000.000KHz VBW:3000.000KHz SWT:Auto Detector : Peak Project : 840308-01 Mode : 2	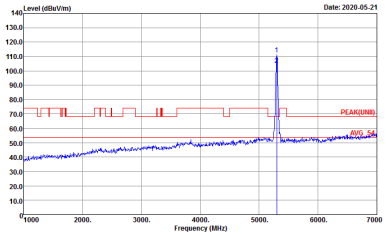 Site : 03CH13-HY Condition : PEAK(UNII) 3m HORN_9120D_1241 VERTICAL : RBW:1000.000KHz VBW:3000.000KHz SWT:Auto Detector : Peak Project : 840308-01 Mode : 2
Avg.	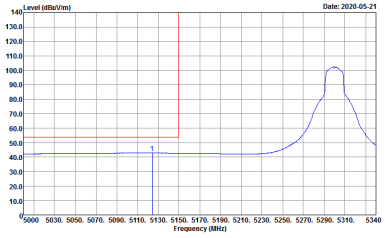 Site : 03CH13-HY Condition : AVG_BE_54 3m HORN_9120D_1241 VERTICAL : RBW:1000.000KHz VBW:0.010KHz SWT:Auto Detector : Peak Project : 840308-01 Mode : 2	Left blank

WIFI	Band 2 5250~5350MHz Band Edge @ 3m	
ANT	802.11a CH60 5300MHz - R	
1	Vertical	Fundamental
Peak	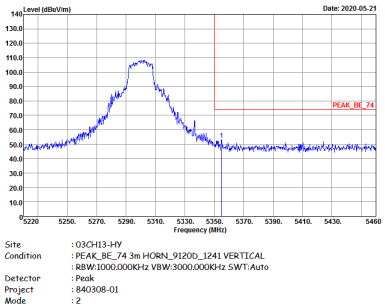	Left blank
Avg.	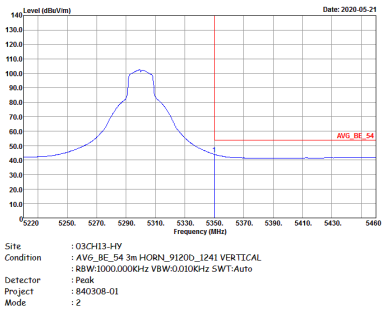	Left blank

WIFI	Band 2 5250~5350MHz Band Edge @ 3m	
ANT	802.11a CH64 5320MHz	
1	Horizontal	Fundamental
Peak	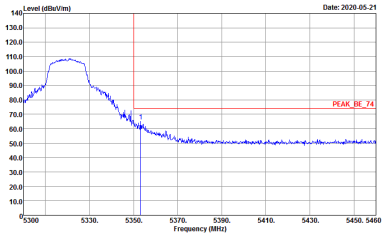 Site : 03CH13-HY Condition : PEAK_BE_74 3m HORN_9120D_1241 HORIZONTAL : RBW:1000.000KHz VBW:3000.000KHz SWT:Auto Detector : Peak Project : 840308-01 Mode : 3	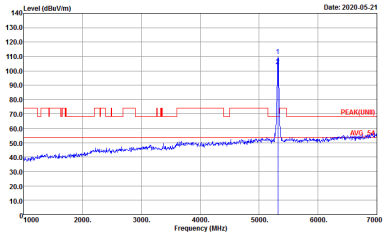 Site : 03CH13-HY Condition : PEAK(UNII) 3m HORN_9120D_1241 HORIZONTAL : RBW:1000.000KHz VBW:3000.000KHz SWT:Auto Detector : Peak Project : 840308-01 Mode : 3
Avg.	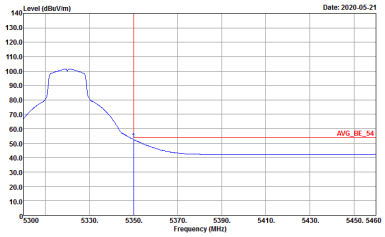 Site : 03CH13-HY Condition : AVG_BE_54 3m HORN_9120D_1241 HORIZONTAL : RBW:1000.000KHz VBW:0.010KHz SWT:Auto Detector : Peak Project : 840308-01 Mode : 3	Left blank

WIFI	Band 2 5250~5350MHz Band Edge @ 3m	
ANT	802.11a CH64 5320MHz	
1	Vertical	Fundamental
Peak	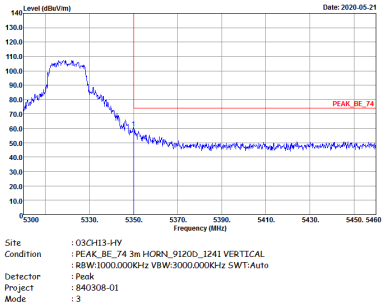	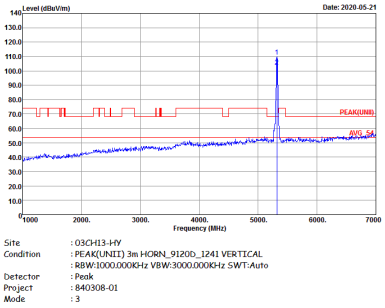
Avg.	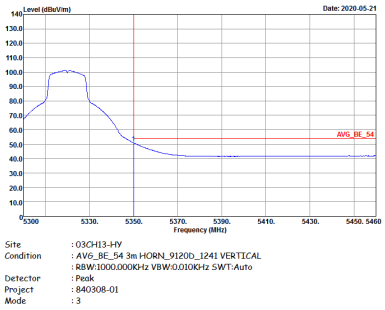	Left blank

Band 2 5250~5350MHz

WIFI 802.11n HT20 (Band Edge @ 3m)

WIFI	Band 2 5250~5350MHz Band Edge @ 3m	
ANT	802.11n HT20 CH52 5260MHz - L	
1	Horizontal	Fundamental
Peak	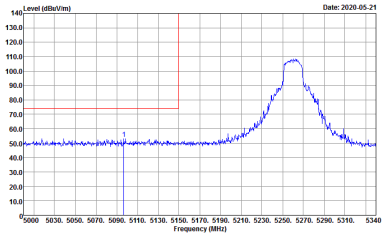 Site : 03CH13-HY Condition : PEAK_BE_74 3m HORN_9120D_1241 HORIZONTAL : RBW:1000.000KHz VBW:3000.000KHz SWT:Auto Detector : Peak Project : 840308-01 Mode : 4	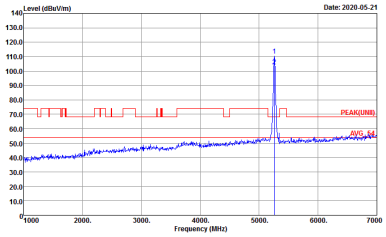 Site : 03CH13-HY Condition : PEAK(UNII) 3m HORN_9120D_1241 HORIZONTAL : RBW:1000.000KHz VBW:3000.000KHz SWT:Auto Detector : Peak Project : 840308-01 Mode : 4
Avg.	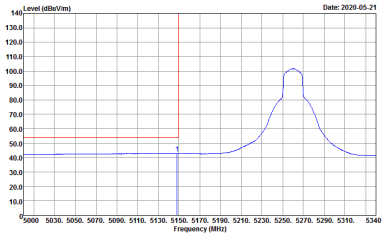 Site : 03CH13-HY Condition : AVG_BE_54 3m HORN_9120D_1241 HORIZONTAL : RBW:1000.000KHz VBW:0.010KHz SWT:Auto Detector : Peak Project : 840308-01 Mode : 4	Left blank

WIFI	Band 2 5250~5350MHz Band Edge @ 3m	
ANT	802.11n HT20 CH52 5260MHz - R	
1	Horizontal	Fundamental
Peak	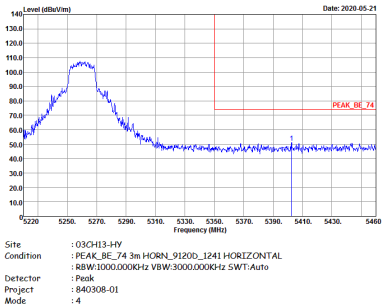	Left blank
Avg.	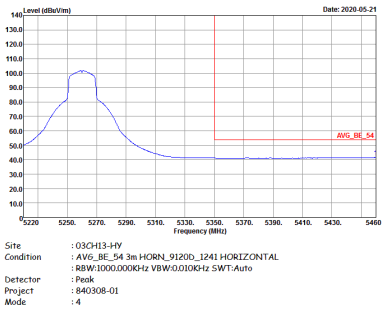	Left blank

WIFI	Band 2 5250~5350MHz Band Edge @ 3m	
ANT	802.11n HT20 CH52 5260MHz - L	
1	Vertical	Fundamental
Peak	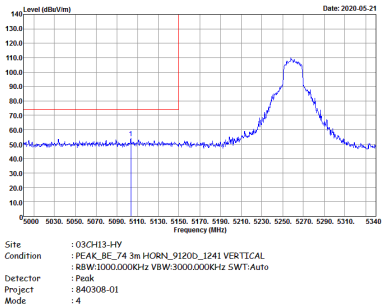	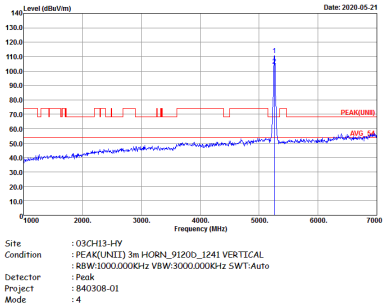
Avg.	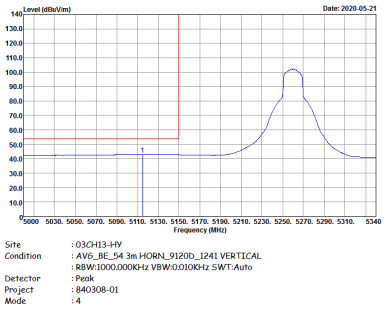	Left blank

WIFI	Band 2 5250~5350MHz Band Edge @ 3m	
ANT	802.11n HT20 CH52 5260MHz - R	
1	Vertical	Fundamental
Peak	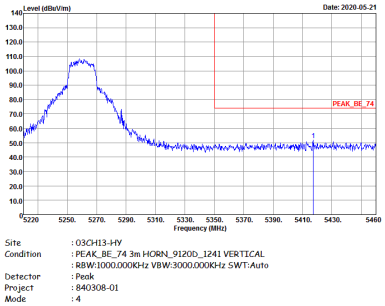	Left blank
Avg.	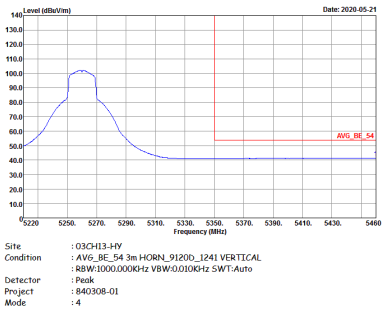	Left blank

WIFI	Band 2 5250~5350MHz Band Edge @ 3m	
ANT	802.11n HT20 CH60 5300MHz - L	
1	Horizontal	Fundamental
Peak	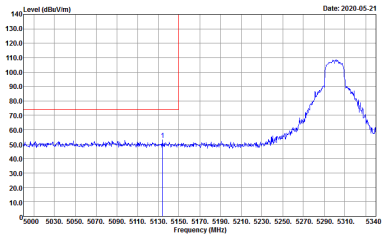 Site : 03CH13-HY Condition : PEAK_BE_74 3m HORN_9120D_1241 HORIZONTAL : RBW:1000.000KHz VBW:3000.000KHz SWT:Auto Detector : Peak Project : 840308-01 Mode : 5	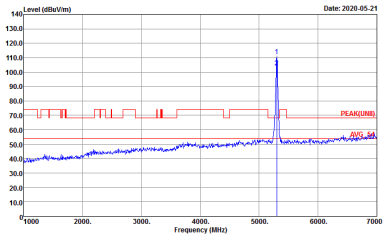 Site : 03CH13-HY Condition : PEAK(UNII) 3m HORN_9120D_1241 HORIZONTAL : RBW:1000.000KHz VBW:3000.000KHz SWT:Auto Detector : Peak Project : 840308-01 Mode : 5
Avg.	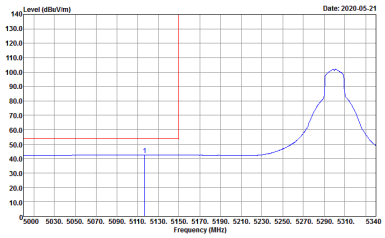 Site : 03CH13-HY Condition : AVG_BE_54 3m HORN_9120D_1241 HORIZONTAL : RBW:1000.000KHz VBW:0.010KHz SWT:Auto Detector : Peak Project : 840308-01 Mode : 5	Left blank

WIFI	Band 2 5250~5350MHz Band Edge @ 3m	
ANT	802.11n HT20 CH60 5300MHz - R	
1	Horizontal	Vertical
Peak	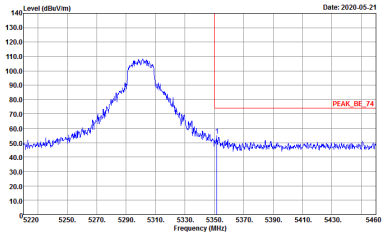 Site : 03CH13-HY Condition : PEAK_BE_74 3m HORN_9120D_1241 HORIZONTAL : RBW:1000.000KHz VBW:3000.000KHz SWT:Auto Detector : Peak Project : 840308-01 Mode : 5	Left blank
Avg.	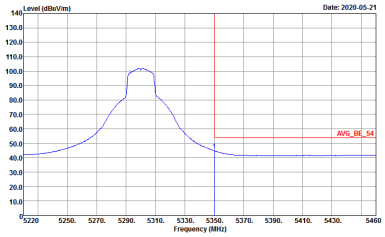 Site : 03CH13-HY Condition : AVG_BE_54 3m HORN_9120D_1241 HORIZONTAL : RBW:1000.000KHz VBW:0.010KHz SWT:Auto Detector : Peak Project : 840308-01 Mode : 5	Left blank

WIFI	Band 2 5250~5350MHz Band Edge @ 3m	
ANT	802.11n HT20 CH60 5300MHz - L	
1	Vertical	Fundamental
Peak	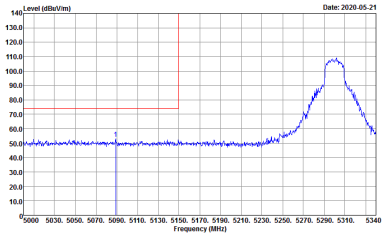 Site : 03CH13-HY Condition : PEAK_BE_74 3m HORN_9120D_1241 VERTICAL : RBW:1000.000KHz VBW:3000.000KHz SWT:Auto Detector : Peak Project : 840308-01 Mode : 5	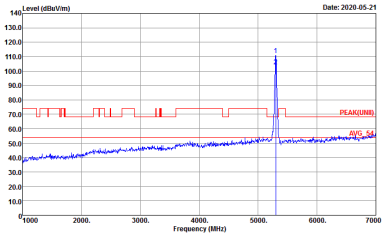 Site : 03CH13-HY Condition : PEAK(UNII) 3m HORN_9120D_1241 VERTICAL : RBW:1000.000KHz VBW:3000.000KHz SWT:Auto Detector : Peak Project : 840308-01 Mode : 5
Avg.	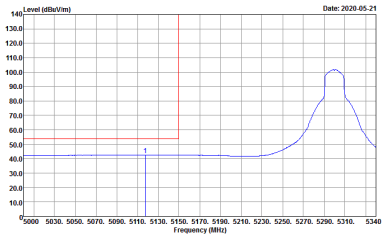 Site : 03CH13-HY Condition : AVG_BE_54 3m HORN_9120D_1241 VERTICAL : RBW:1000.000KHz VBW:0.010KHz SWT:Auto Detector : Peak Project : 840308-01 Mode : 5	Left blank

WIFI	Band 2 5250~5350MHz Band Edge @ 3m	
ANT	802.11n HT20 CH60 5300MHz - R	
1	Vertical	Fundamental
Peak	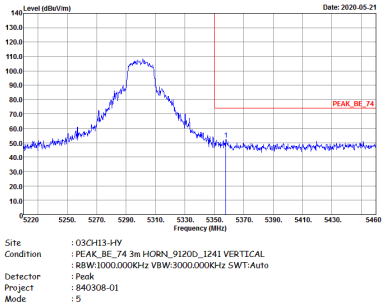	Left blank
Avg.	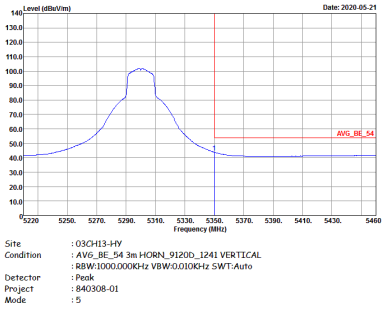	Left blank

WIFI	Band 2 5250~5350MHz Band Edge @ 3m	
ANT	802.11n HT20 CH64 5320MHz	
1	Horizontal	Fundamental
Peak	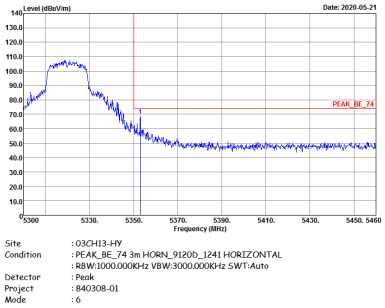	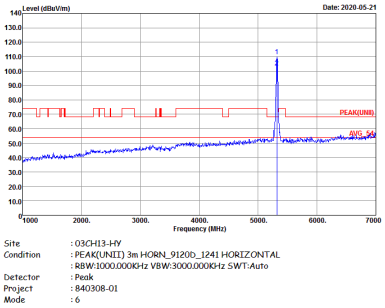
Avg.	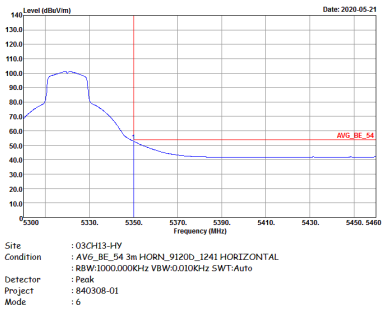	Left blank

WIFI	Band 2 5250~5350MHz Band Edge @ 3m	
ANT	802.11n HT20 CH64 5320MHz	
1	Vertical	Fundamental
Peak	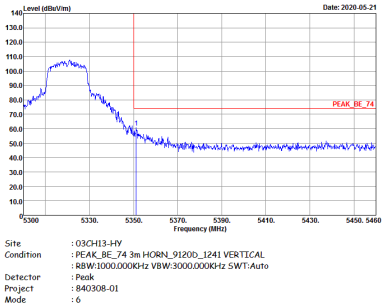	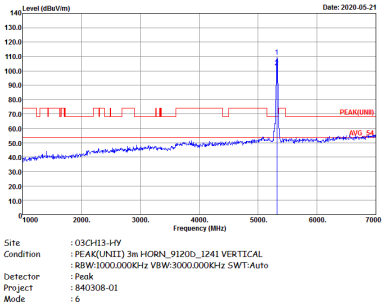
Avg.	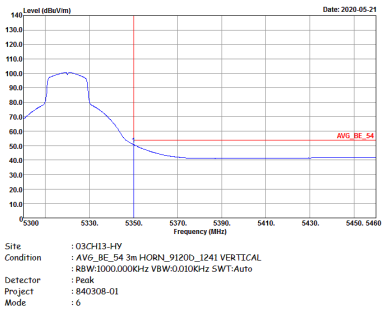	Left blank

Band 2 5250~5350MHz

WIFI 802.11n HT40 (Band Edge @ 3m)

WIFI	Band 2 5250~5350MHz Band Edge @ 3m	
ANT	802.11n HT40 CH54 5270 - L	
1	Horizontal	Fundamental
Peak	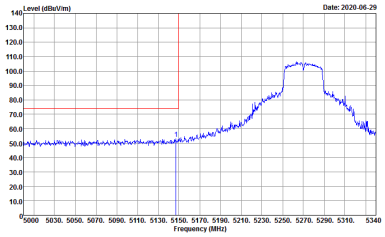 Site : 03CH13-HY Condition : PEAK_BE_74 3m HORN_9120D_1241 HORIZONTAL : RBW:1000.000KHz VBW:3000.000KHz SWT:Auto Detector : Peak Project : 840308-05 Mode : 7	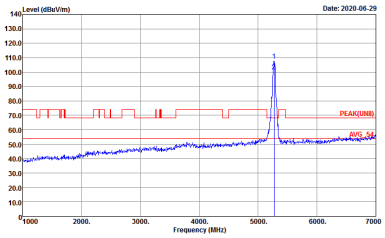 Site : 03CH13-HY Condition : PEAK(UNII) 3m HORN_9120D_1241 HORIZONTAL : RBW:1000.000KHz VBW:3000.000KHz SWT:Auto Detector : Peak Project : 840308-05 Mode : 7
Avg.	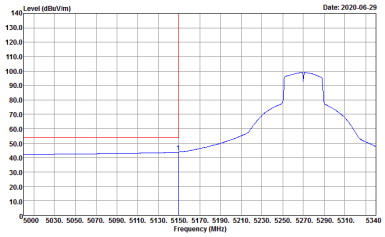 Site : 03CH13-HY Condition : AVG_BE_54 3m HORN_9120D_1241 HORIZONTAL : RBW:1000.000KHz VBW:0.010KHz SWT:Auto Detector : Peak Project : 840308-05 Mode : 7	Left blank

WIFI	Band 2 5250~5350MHz Band Edge @ 3m	
ANT	802.11n HT40 CH54 5270 - R	
1	Horizontal	Fundamental
Peak	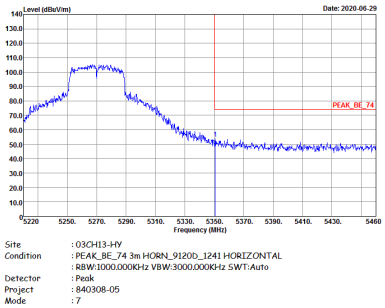	Left blank
Avg.	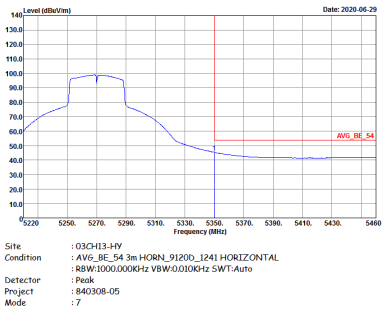	Left blank

WIFI	Band 2 5250~5350MHz Band Edge @ 3m	
ANT	802.11n HT40 CH54 5270 - L	
1	Vertical	Vertical
Peak	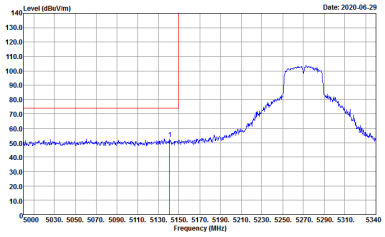 Site : 03CH13-HY Condition : PEAK_BE_74 3m HORN_9120D_1241 VERTICAL : RBW:1000.000KHz VBW:3000.000KHz SWT:Auto Detector : Peak Project : 840308-05 Mode : 7	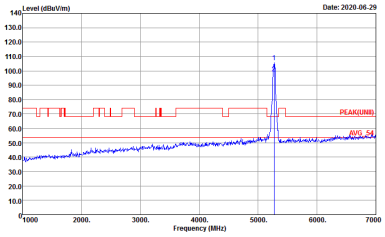 Site : 03CH13-HY Condition : PEAK(UNII) 3m HORN_9120D_1241 VERTICAL : RBW:1000.000KHz VBW:3000.000KHz SWT:Auto Detector : Peak Project : 840308-05 Mode : 7
Avg.	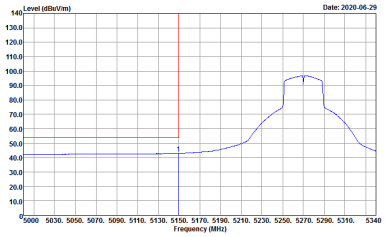 Site : 03CH13-HY Condition : AVG_BE_54 3m HORN_9120D_1241 VERTICAL : RBW:1000.000KHz VBW:0.010KHz SWT:Auto Detector : Peak Project : 840308-05 Mode : 7	Left blank

WIFI	Band 2 5250~5350MHz Band Edge @ 3m	
ANT	802.11n HT40 CH54 5270 - R	
1	Vertical	Vertical
Peak	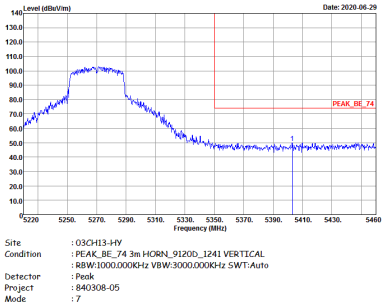	Left blank
Avg.	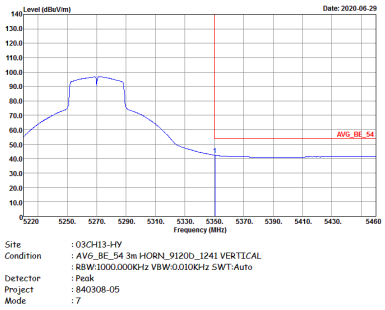	Left blank

WIFI	Band 2 5250~5350MHz Band Edge @ 3m	
ANT	802.11n HT40 CH62 5310 - L	
1	Horizontal	Fundamental
Peak	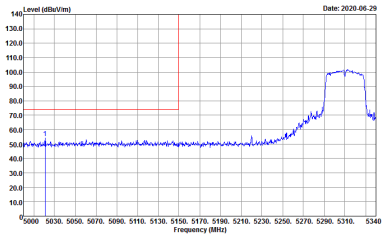 Site : 03CH13-HY Condition : PEAK_BE_74 3m HORN_9120D_1241 HORIZONTAL : RBW:1000.000KHz VBW:3000.000KHz SWT:Auto Detector : Peak Project : 840308-05 Mode : 8	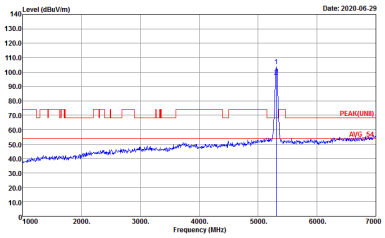 Site : 03CH13-HY Condition : PEAK(UNII) 3m HORN_9120D_1241 HORIZONTAL : RBW:1000.000KHz VBW:3000.000KHz SWT:Auto Detector : Peak Project : 840308-05 Mode : 8
Avg.	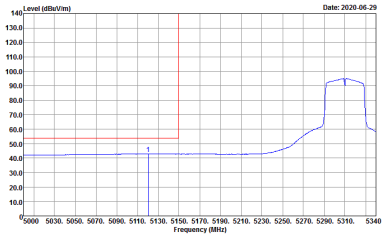 Site : 03CH13-HY Condition : AVG_BE_54 3m HORN_9120D_1241 HORIZONTAL : RBW:1000.000KHz VBW:0.010KHz SWT:Auto Detector : Peak Project : 840308-05 Mode : 8	Left blank

WIFI	Band 2 5250~5350MHz Band Edge @ 3m	
ANT	802.11n HT40 CH62 5310 - R	
1	Horizontal	Fundamental
Peak	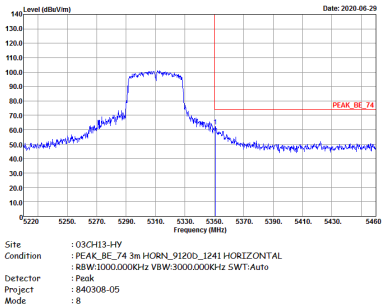	Left blank
Avg.	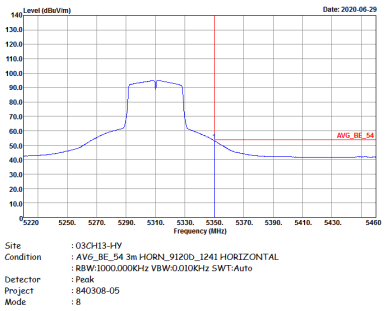	Left blank

WIFI	Band 2 5250~5350MHz Band Edge @ 3m	
ANT	802.11n HT40 CH62 5310 - L	
1	Vertical	Fundamental
Peak	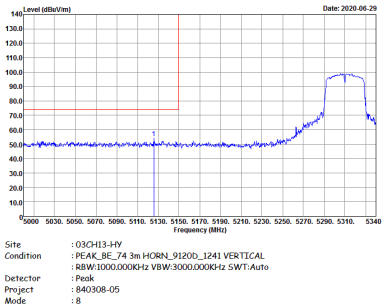	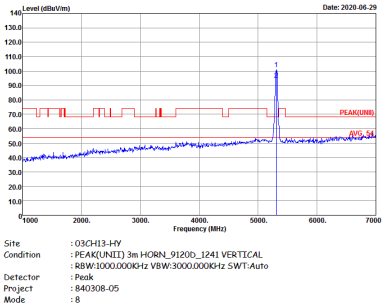
Avg.	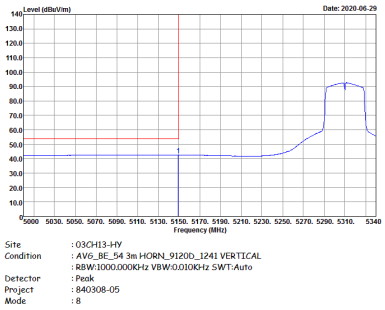	Left blank

WIFI	Band 2 5250~5350MHz Band Edge @ 3m	
ANT	802.11n HT40 CH62 5310 - R	
1	Vertical	Fundamental
Peak	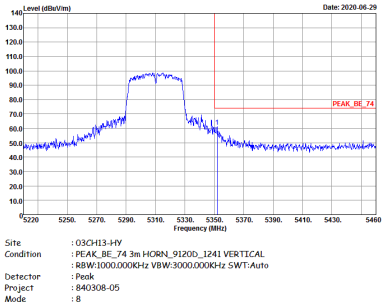	Left blank
Avg.	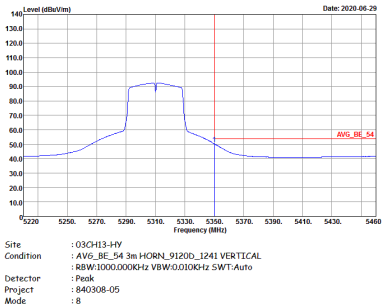	Left blank

Band 2 5250~5350MHz
WIFI 802.11ac VHT80 (Band Edge @ 3m)

WIFI	Band 2 5250~5350MHz Band Edge @ 3m	
ANT	802.11ac VHT80 CH58 5290MHz - L	
1	Horizontal	Fundamental
Peak	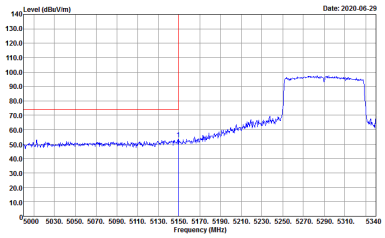 Site : 03CH13-HY Condition : PEAK_BE_74 3m HORN_9120D_1241 HORIZONTAL : RBW:1000.000KHz VBW:3000.000KHz SWT:Auto Detector : Peak Project : 840308-05 Mode : 9	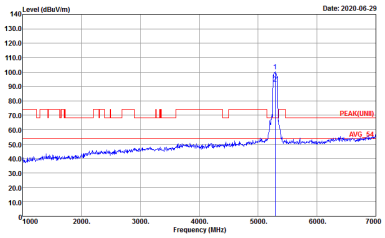 Site : 03CH13-HY Condition : PEAK(UNII) 3m HORN_9120D_1241 HORIZONTAL : RBW:1000.000KHz VBW:3000.000KHz SWT:Auto Detector : Peak Project : 840308-05 Mode : 9
Avg.	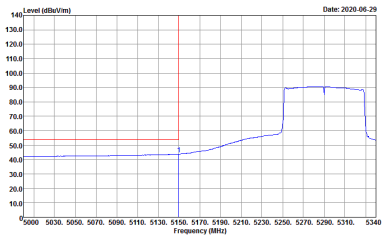 Site : 03CH13-HY Condition : AVG_BE_54 3m HORN_9120D_1241 HORIZONTAL : RBW:1000.000KHz VBW:0.010KHz SWT:Auto Detector : Peak Project : 840308-05 Mode : 9	Left blank

WIFI	Band 2 5250~5350MHz Band Edge @ 3m	
ANT	802.11ac VHT80 CH58 5290MHz - R	
1	Horizontal	Fundamental
Peak	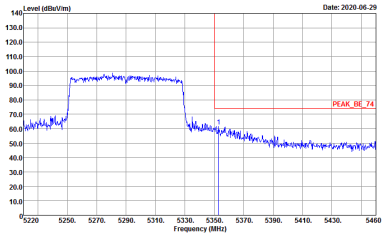	Left blank
Avg.	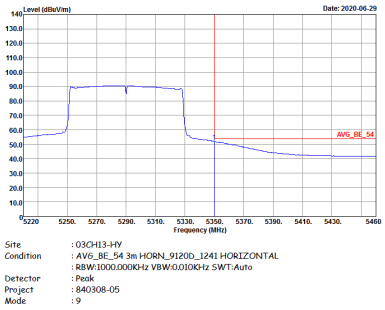	Left blank

WIFI	Band 2 5250~5350MHz Band Edge @ 3m	
ANT	802.11ac VHT80 CH58 5290MHz - L	
1	Vertical	Fundamental
Peak	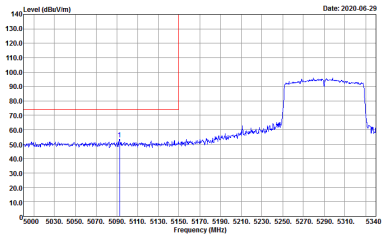 Site : 03CH13-HY Condition : PEAK_BE_74 3m HORN_9120D_1241 VERTICAL : RBW:1000.000KHz VBW:3000.000KHz SWT:Auto Detector : Peak Project : 840308-05 Mode : 9	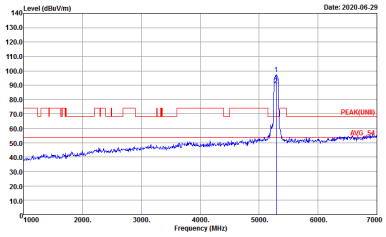 Site : 03CH13-HY Condition : PEAK(UNII) 3m HORN_9120D_1241 VERTICAL : RBW:1000.000KHz VBW:3000.000KHz SWT:Auto Detector : Peak Project : 840308-05 Mode : 9
Avg.	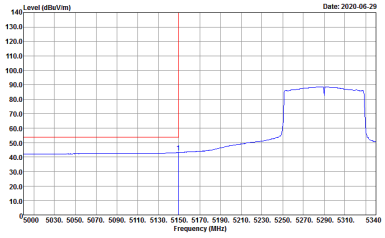 Site : 03CH13-HY Condition : AVG_BE_54 3m HORN_9120D_1241 VERTICAL : RBW:1000.000KHz VBW:0.010KHz SWT:Auto Detector : Peak Project : 840308-05 Mode : 9	Left blank

WIFI	Band 2 5250~5350MHz Band Edge @ 3m	
ANT	802.11ac VHT80 CH58 5290MHz - R	
1	Vertical	Fundamental
Peak	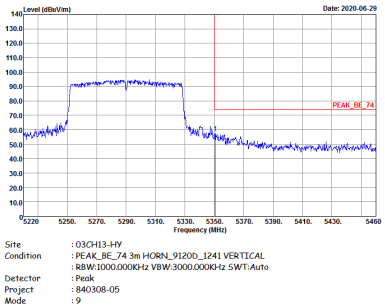	Left blank
Avg.	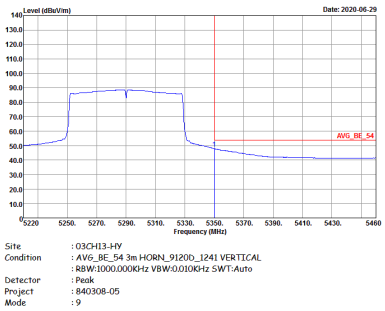	Left blank

Band 2 - 5250~5350MHz

WIFI 802.11a (Harmonic @ 3m)

WIFI	Band 2 5250~5350MHz Harmonic @ 3m	
ANT	802.11a CH52 5260MHz	
1	Horizontal	Vertical
Peak Avg.	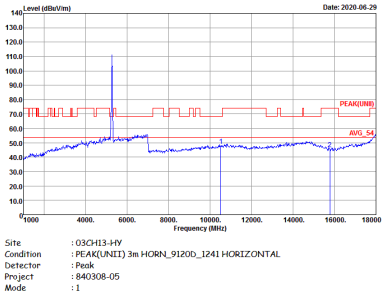	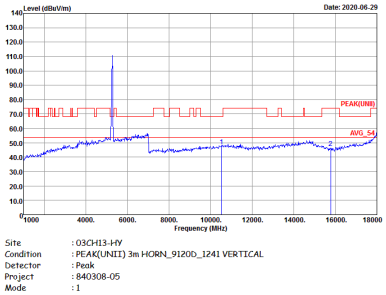

WIFI	Band 2 5250~5350MHz Harmonic @ 3m	
ANT	802.11a CH60 5300MHz	
1	Horizontal	Vertical
Peak Avg.	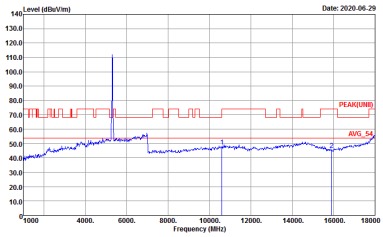 Site : 03CH13-HY Condition : PEAK(UNII) 3m HORN_9120D_1241 HORIZONTAL Detector : Peak Project : 840308-05 Mode : 2	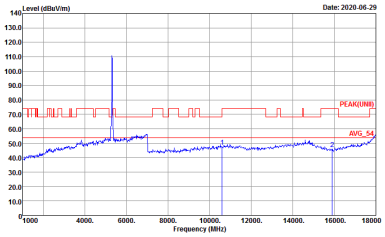 Site : 03CH13-HY Condition : PEAK(UNII) 3m HORN_9120D_1241 VERTICAL Detector : Peak Project : 840308-05 Mode : 2

WIFI	Band 2 5250~5350MHz Harmonic @ 3m	
ANT	802.11a CH64 5320MHz	
1	Horizontal	Vertical
Peak Avg.	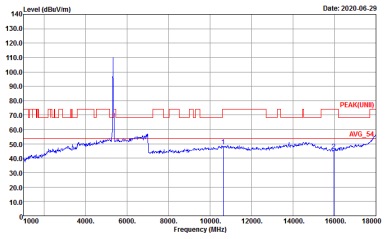 Site : 03CH13-HY Condition : PEAK(UNII) 3m HORN_9120D_1241 HORIZONTAL Detector : Peak Project : 840308-05 Mode : 3	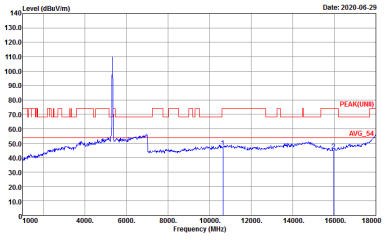 Site : 03CH13-HY Condition : PEAK(UNII) 3m HORN_9120D_1241 VERTICAL Detector : Peak Project : 840308-05 Mode : 3

Band 2 5250~5350MHz

WIFI 802.11n HT20 (Harmonic @ 3m)

WIFI	Band 2 5250~5350MHz Harmonic @ 3m	
ANT	802.11n HT20 CH52 5260MHz	
1	Horizontal	Vertical
Peak Avg.	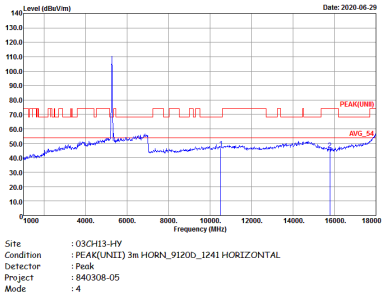	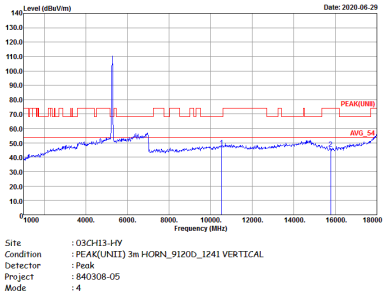

WIFI	Band 2 5250~5350MHz Harmonic @ 3m	
ANT	802.11n HT20 CH60 5300MHz	
1	Horizontal	Vertical
Peak Avg.	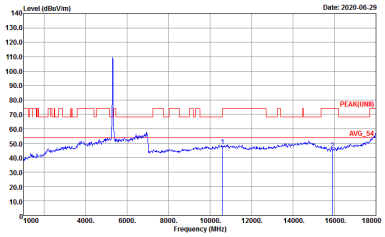 Site : 03CH13-HY Condition : PEAK(UNII) 3m HORN_9120D_1241 HORIZONTAL Detector : Peak Project : 840308-05 Mode : 5	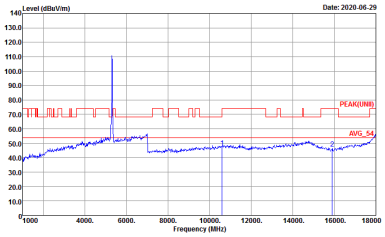 Site : 03CH13-HY Condition : PEAK(UNII) 3m HORN_9120D_1241 VERTICAL Detector : Peak Project : 840308-05 Mode : 5

WIFI	Band 2 5250~5350MHz Harmonic @ 3m	
ANT	802.11n HT20 CH64 5320MHz	
1	Horizontal	Vertical
Peak Avg.	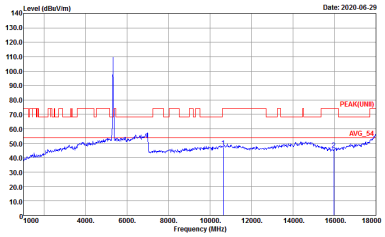 Site : 03CH13-HY Condition : PEAK(UNII) 3m HORN_9120D_1241 HORIZONTAL Detector : Peak Project : 840308-05 Mode : 6	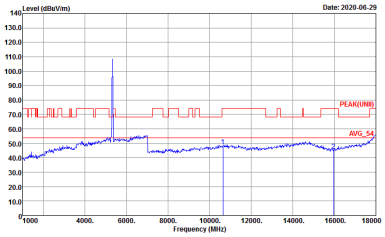 Site : 03CH13-HY Condition : PEAK(UNII) 3m HORN_9120D_1241 VERTICAL Detector : Peak Project : 840308-05 Mode : 6

Band 2 5250~5350MHz

WIFI 802.11n HT40 (Harmonic @ 3m)

WIFI	Band 2 5250~5350MHz Harmonic @ 3m	
ANT	802.11n HT40 CH54 5270	
1	Horizontal	Vertical
Peak Avg.	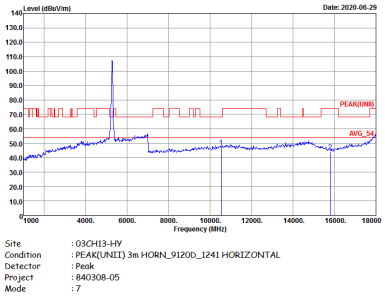	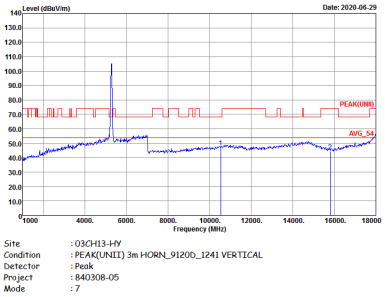

WIFI	Band 2 5250~5350MHz Harmonic @ 3m	
ANT	802.11n HT40 CH62 5310	
1	Horizontal	Vertical
Peak Avg.	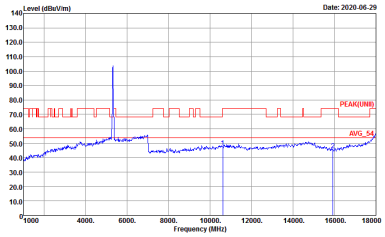	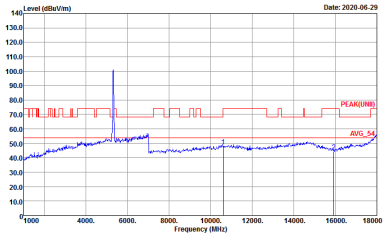

Band 2 5250~5350MHz

WIFI 802.11ac VHT80 (Harmonic @ 3m)

WIFI	Band 2 5250~5350MHz Harmonic @ 3m	
ANT	802.11ac VHT80 CH58 5290MHz	
1	Horizontal	Vertical
Peak Avg.	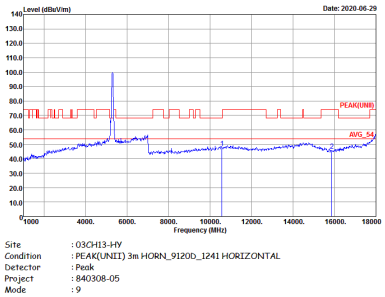	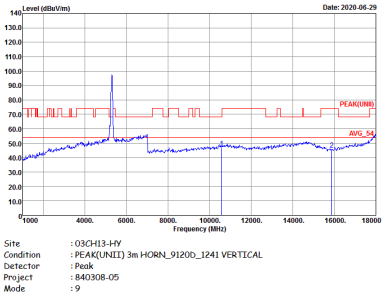

Band 3 - 5470~5725MHz

WIFI 802.11a (Band Edge @ 3m)

WIFI	Band 3 5470~5725MHz Band Edge @ 3m	
ANT	802.11a CH100 5500MHz	
1	Horizontal	Fundamental
Peak	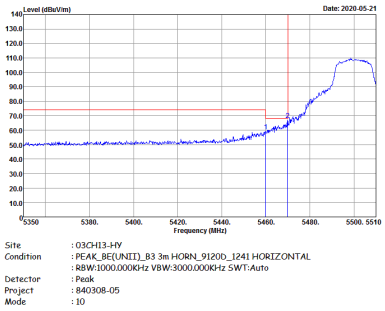	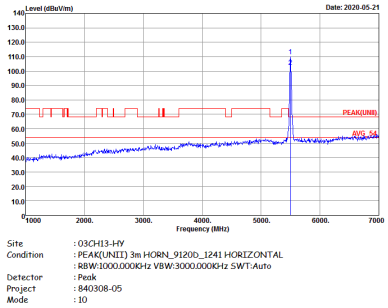
Avg.	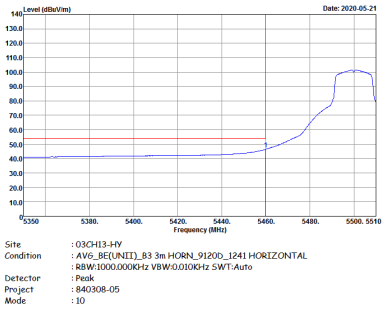	Left blank

WIFI	Band 3 5470~5725MHz Band Edge @ 3m	
ANT	802.11a CH100 5500MHz	
1	Vertical	Fundamental
Peak	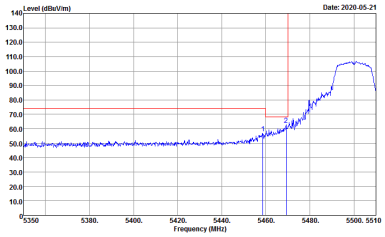 Site : 03CH13-HY Condition : PEAK_BE(UNII)_B3 3m HORN_9120D_1241 VERTICAL : RBW:1000.000KHz VBW:3000.000KHz SWT:Auto Detector : Peak Project : 840308-05 Mode : 10	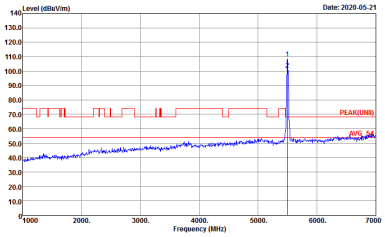 Site : 03CH13-HY Condition : PEAK(UNII) 3m HORN_9120D_1241 VERTICAL : RBW:1000.000KHz VBW:3000.000KHz SWT:Auto Detector : Peak Project : 840308-05 Mode : 10
Avg.	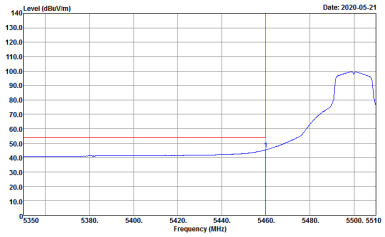 Site : 03CH13-HY Condition : AVG_BE(UNII)_B3 3m HORN_9120D_1241 VERTICAL : RBW:1000.000KHz VBW:0.010KHz SWT:Auto Detector : Peak Project : 840308-05 Mode : 10	Left blank

WIFI	Band 3 5470~5725MHz Band Edge @ 3m	
ANT	802.11a CH116 5580MHz - L	
1	Horizontal	Fundamental
Peak	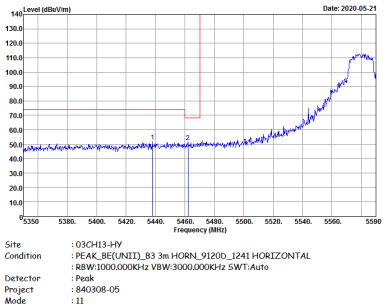	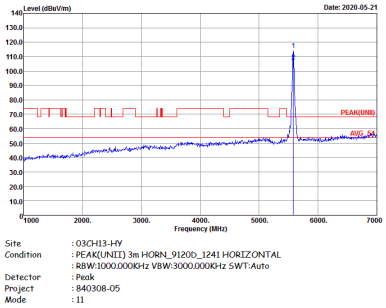
Avg.	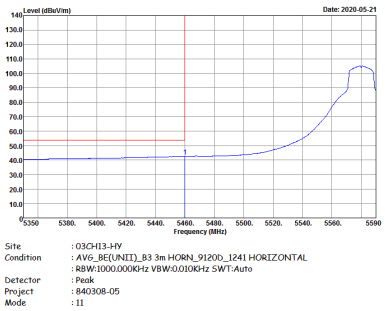	Left blank

WIFI	Band 3 5470~5725MHz Band Edge @ 3m	
ANT	802.11a CH116 5580MHz - R	
1	Horizontal	Fundamental
Peak	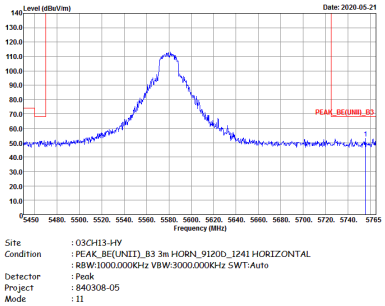	Left blank

WIFI	Band 3 5470~5725MHz Band Edge @ 3m	
ANT	802.11a CH116 5580MHz - L	
1	Vertical	Fundamental
Peak	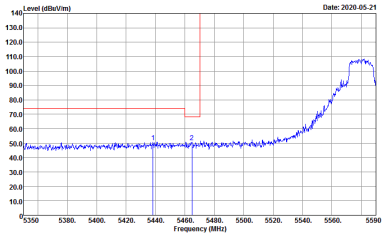 Site : 03CH13-HY Condition : PEAK_BE(UNII)_B3 3m HORN_9120D_1241 VERTICAL : RBW:1000.000KHz VBW:3000.000KHz SWT:Auto Detector : Peak Project : 840308-05 Mode : 11	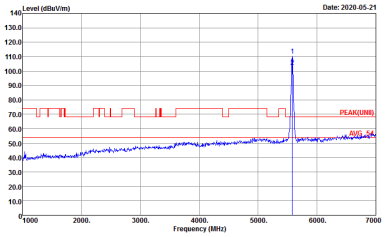 Site : 03CH13-HY Condition : PEAK(UNII) 3m HORN_9120D_1241 VERTICAL : RBW:1000.000KHz VBW:3000.000KHz SWT:Auto Detector : Peak Project : 840308-05 Mode : 11
Avg.	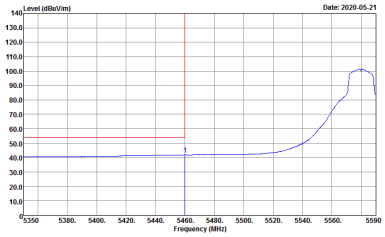 Site : 03CH13-HY Condition : AVG_BE(UNII)_B3 3m HORN_9120D_1241 VERTICAL : RBW:1000.000KHz VBW:0.010KHz SWT:Auto Detector : Peak Project : 840308-05 Mode : 11	Left blank

WIFI	Band 3 5470~5725MHz Band Edge @ 3m	
ANT	802.11a CH116 5580MHz - R	
1	Vertical	Fundamental
Peak	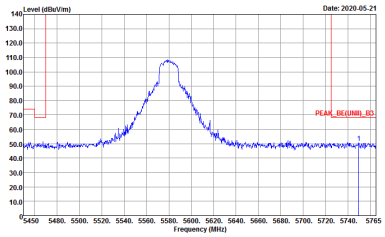	Left blank

WIFI	Band 3 5470~5725MHz Band Edge @ 3m	
ANT	802.11a CH140 5700MHz	
1	Horizontal	Fundamental
Peak	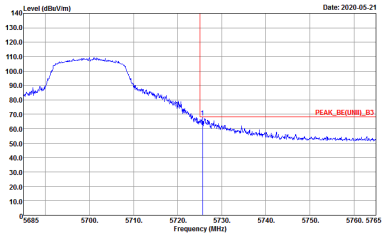 Site : 03CH13-HY Condition : PEAK_BE(UNII)_B3 3m HORN_9120D_1241 HORIZONTAL : RBW:1000.000KHz VBW:3000.000KHz SWT:Auto Detector : Peak Project : 840308-05 Mode : 12	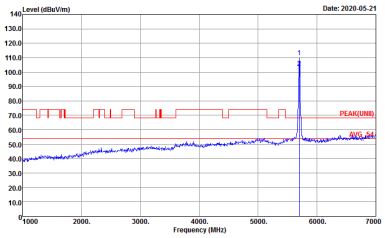 Site : 03CH13-HY Condition : PEAK(UNII) 3m HORN_9120D_1241 HORIZONTAL : RBW:1000.000KHz VBW:3000.000KHz SWT:Auto Detector : Peak Project : 840308-05 Mode : 12

WIFI	Band 3 5470~5725MHz Band Edge @ 3m	
ANT	802.11a CH140 5700MHz	
1	Vertical	Fundamental
Peak	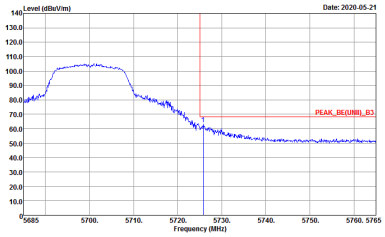 Site : 03CH13-HY Condition : PEAK_BE(UNII)_B3 3m HORN_9120D_1241 VERTICAL : RBW:1000.000KHz VBW:3000.000KHz SWT:Auto Detector : Peak Project : 840308-05 Mode : 12	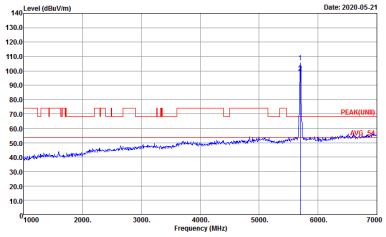 Site : 03CH13-HY Condition : PEAK(UNII) 3m HORN_9120D_1241 VERTICAL : RBW:1000.000KHz VBW:3000.000KHz SWT:Auto Detector : Peak Project : 840308-05 Mode : 12

Band 3 5470~5725MHz
WIFI 802.11n HT20 (Band Edge @ 3m)

WIFI	Band 3 5470~5725MHz Band Edge @ 3m	
ANT	802.11n HT20 CH100 5500MHz	
1	Horizontal	Fundamental
Peak	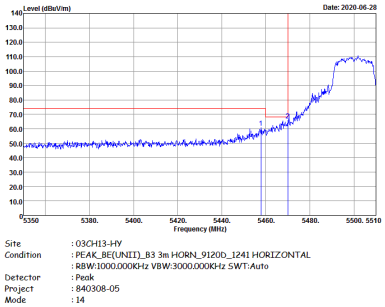	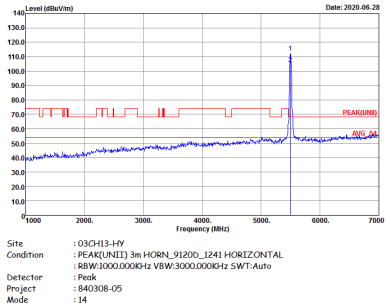
Avg.	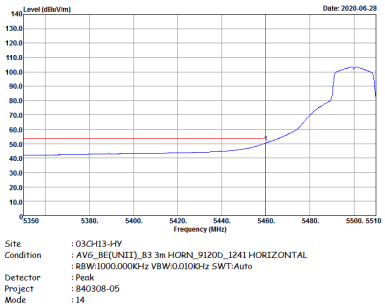	Left blank

WIFI	Band 3 5470~5725MHz Band Edge @ 3m	
ANT	802.11n HT20 CH100 5500MHz	
1	Vertical	Fundamental
Peak	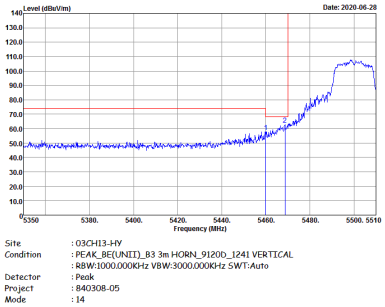	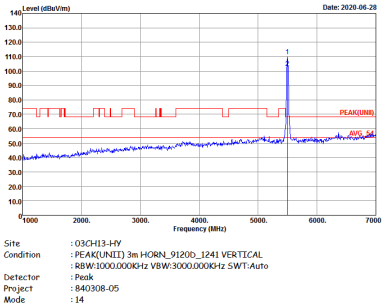
Avg.	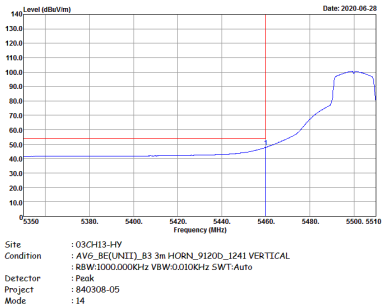	Left blank

WIFI	Band 3 5470~5725MHz Band Edge @ 3m	
ANT	802.11n HT20 CH116 5580MHz - L	
1	Horizontal	Fundamental
Peak	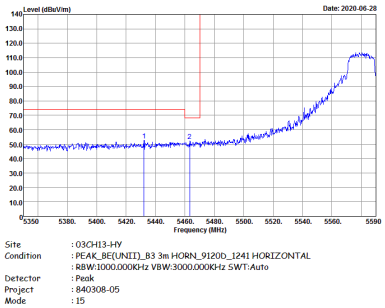	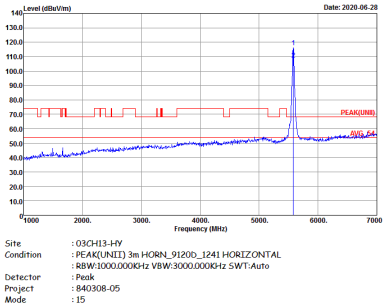
Avg.	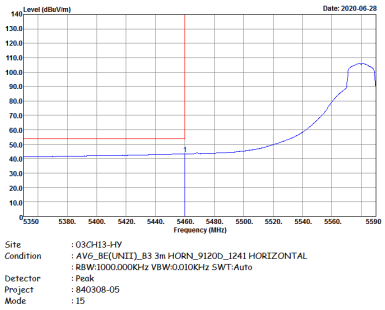	Left blank

WIFI	Band 3 5470~5725MHz Band Edge @ 3m	
ANT	802.11n HT20 CH116 5580MHz - R	
1	Horizontal	Fundamental
Peak	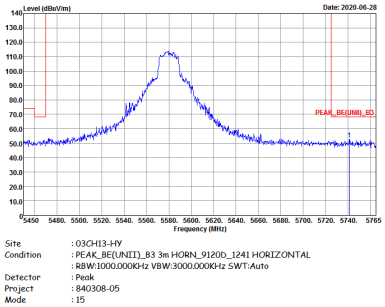	Left blank

WIFI	Band 3 5470~5725MHz Band Edge @ 3m	
ANT	802.11n HT20 CH116 5580MHz - L	
1	Vertical	Fundamental
Peak	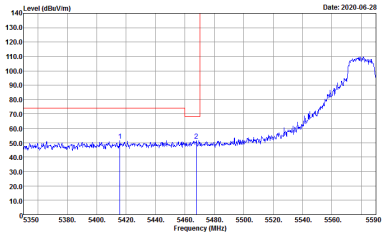 Site : 03CH13-HY Condition : PEAK_BE(UNII)_B3 3m HORN_9120D_1241 VERTICAL : RBW:1000.000KHz VBW:3000.000KHz SWT:Auto Detector : Peak Project : 840308-05 Mode : 15	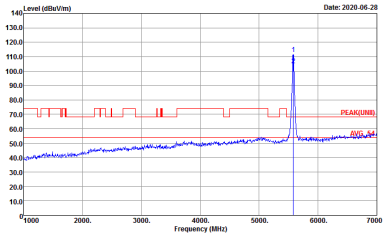 Site : 03CH13-HY Condition : PEAK(UNII) 3m HORN_9120D_1241 VERTICAL : RBW:1000.000KHz VBW:3000.000KHz SWT:Auto Detector : Peak Project : 840308-05 Mode : 15
Avg.	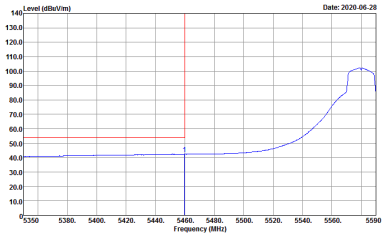 Site : 03CH13-HY Condition : AVG_BE(UNII)_B3 3m HORN_9120D_1241 VERTICAL : RBW:1000.000KHz VBW:0.010KHz SWT:Auto Detector : Peak Project : 840308-05 Mode : 15	Left blank

WIFI	Band 3 5470~5725MHz Band Edge @ 3m	
ANT	802.11n HT20 CH116 5580MHz - R	
1	Vertical	Fundamental
Peak	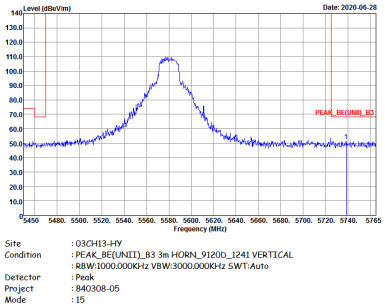	Left blank

WIFI	Band 3 5470~5725MHz Band Edge @ 3m	
ANT	802.11n HT20 CH140 5700MHz	
1	Horizontal	Fundamental
Peak	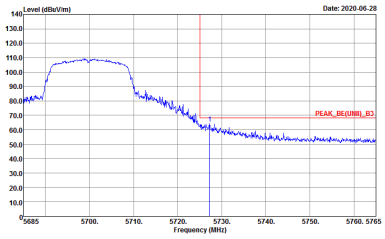 Site : 03CH13-HY Condition : PEAK_BE(UNII)_B3 3m HORN_9120D_1241 HORIZONTAL : RBW:1000.000KHz VBW:3000.000KHz SWT:Auto Detector : Peak Project : 840308-05 Mode : 16	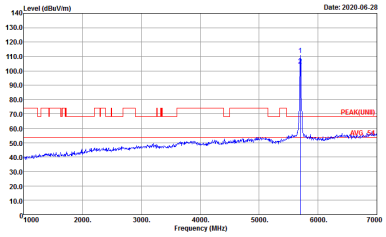 Site : 03CH13-HY Condition : PEAK(UNII) 3m HORN_9120D_1241 HORIZONTAL : RBW:1000.000KHz VBW:3000.000KHz SWT:Auto Detector : Peak Project : 840308-05 Mode : 16

WIFI	Band 3 5470~5725MHz Band Edge @ 3m	
ANT	802.11n HT20 CH140 5700MHz	
1	Vertical	Fundamental
Peak.	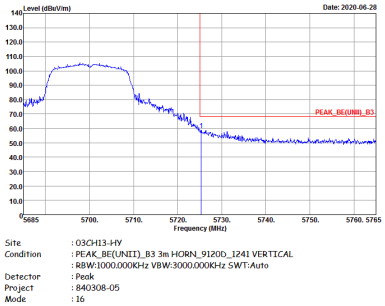	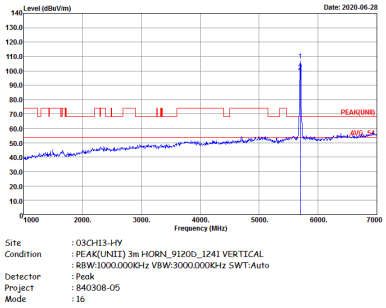

Band 3 5470~5725MHz

WIFI 802.11n HT40 (Band Edge @ 3m)

WIFI	Band 3 5470~5725MHz Band Edge @ 3m	
ANT	802.11n HT40 CH102 5510MHz - L	
1	Horizontal	Fundamental
Peak	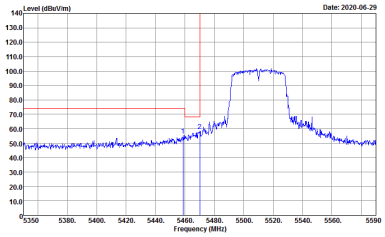 Site : 03CH13-HY Condition : PEAK_BE(UNII)_B3 3m HORN_9120D_1241 HORIZONTAL : RBW:1000.000KHz VBW:3000.000KHz SWT:Auto Detector : Peak Project : 840308-05 Mode : 18	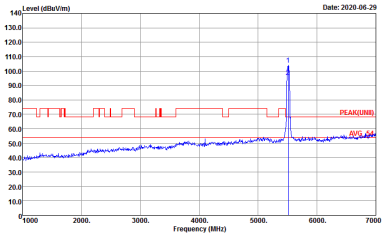 Site : 03CH13-HY Condition : PEAK(UNII) 3m HORN_9120D_1241 HORIZONTAL : RBW:1000.000KHz VBW:3000.000KHz SWT:Auto Detector : Peak Project : 840308-05 Mode : 18
Avg.	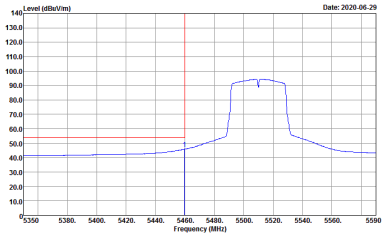 Site : 03CH13-HY Condition : AVG_BE(UNII)_B3 3m HORN_9120D_1241 HORIZONTAL : RBW:1000.000KHz VBW:0.010KHz SWT:Auto Detector : Peak Project : 840308-05 Mode : 18	Left blank

WIFI	Band 3 5470~5725MHz Band Edge @ 3m	
ANT	802.11n HT40 CH102 5510MHz - R	
1	Horizontal	Fundamental
Peak	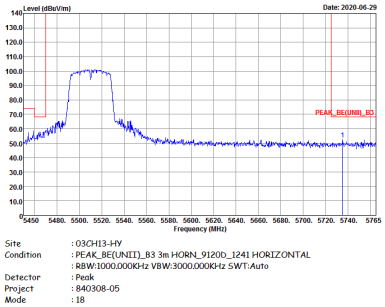	Left blank

WIFI	Band 3 5470~5725MHz Band Edge @ 3m	
ANT	802.11n HT40 CH102 5510MHz - L	
1	Vertical	Fundamental
Peak	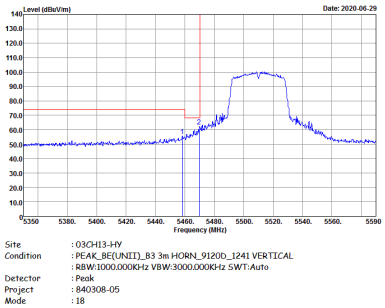	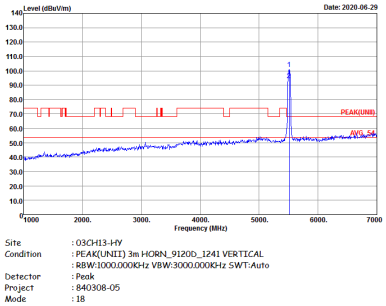
Avg.	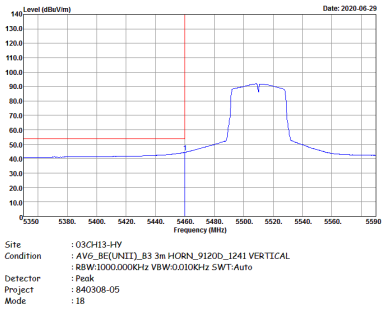	Left blank

WIFI	Band 3 5470~5725MHz Band Edge @ 3m	
ANT	802.11n HT40 CH102 5510MHz - R	
1	Vertical	Fundamental
Peak	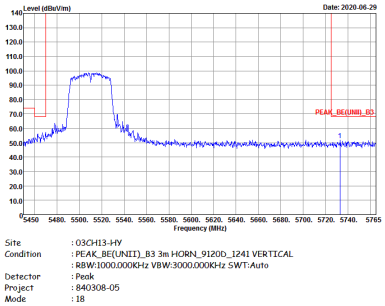	Left blank

WIFI	Band 3 5470~5725MHz Band Edge @ 3m	
ANT	802.11n HT40 CH110 5550MHz - L	
1	Horizontal	Fundamental
Peak	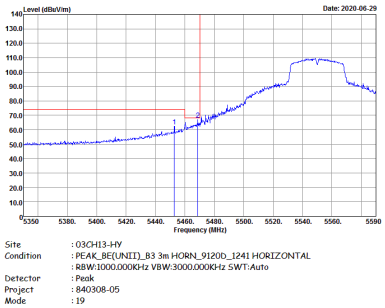	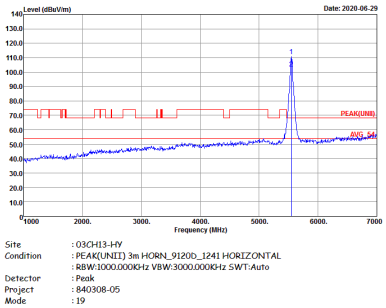
Avg.	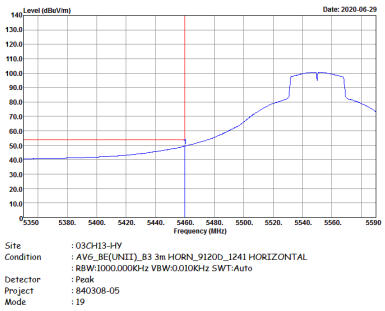	Left blank

WIFI	Band 3 5470~5725MHz Band Edge @ 3m	
ANT	802.11n HT40 CH110 5550MHz - R	
1	Horizontal	Fundamental
Peak	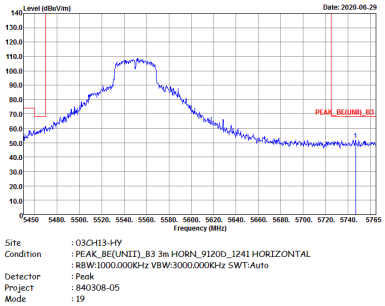	Left blank

WIFI	Band 3 5470~5725MHz Band Edge @ 3m	
ANT	802.11n HT40 CH110 5550MHz - L	
1	Vertical	Fundamental
Peak	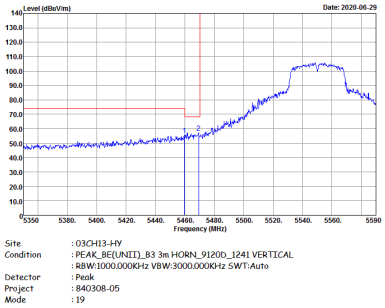	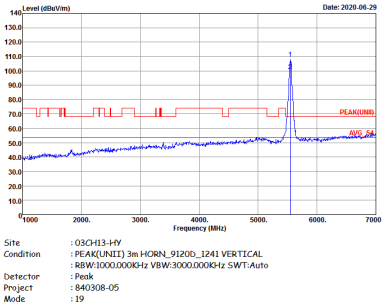
Avg.	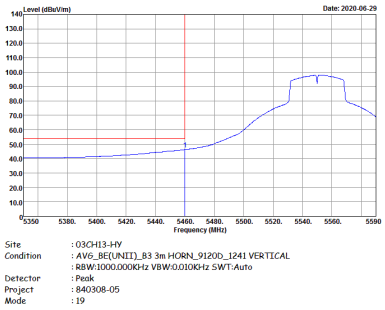	Left blank

WIFI	Band 3 5470~5725MHz Band Edge @ 3m	
ANT	802.11n HT40 CH110 5550MHz - R	
1	Vertical	Fundamental
Peak	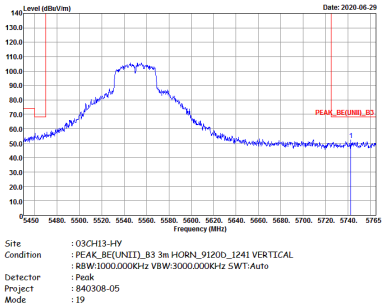	Left blank

WIFI	Band 3 5470~5725MHz Band Edge @ 3m	
ANT	802.11n HT40 CH134 5670MHz - L	
1	Horizontal	Fundamental
Peak	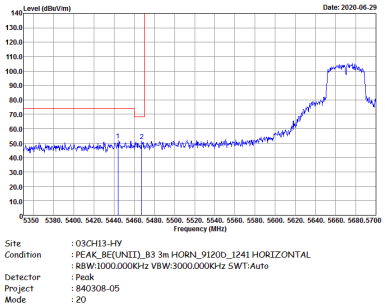	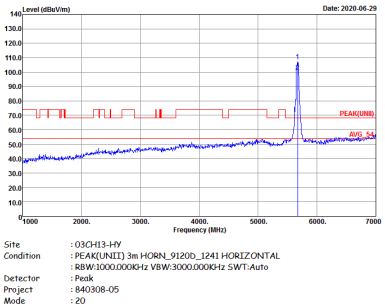
Avg.	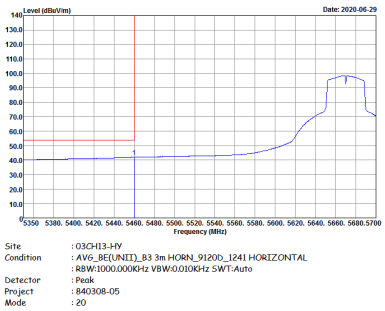	Left blank

WIFI	Band 3 5470~5725MHz Band Edge @ 3m	
ANT	802.11n HT40 CH134 5670MHz - R	
1	Horizontal	Fundamental
Peak	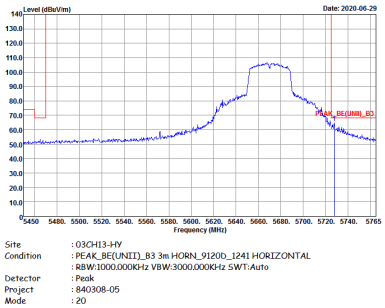	Left blank

WIFI	Band 3 5470~5725MHz Band Edge @ 3m	
ANT	802.11n HT40 CH134 5670MHz - L	
1	Vertical	Fundamental
Peak	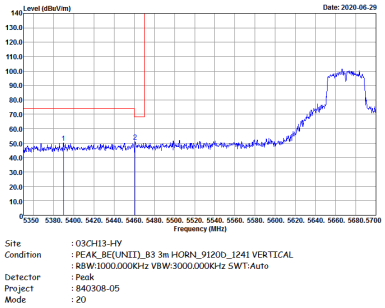	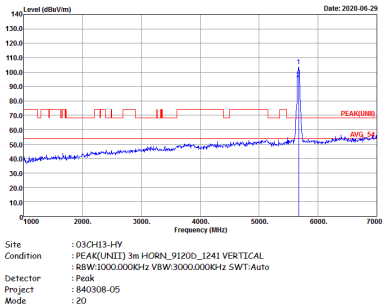
Avg.	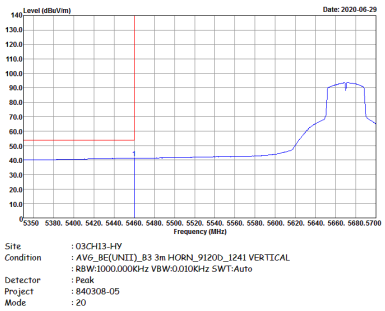	Left blank

WIFI	Band 3 5470~5725MHz Band Edge @ 3m	
ANT	802.11n HT40 CH134 5670MHz - R	
1	Vertical	Fundamental
Peak	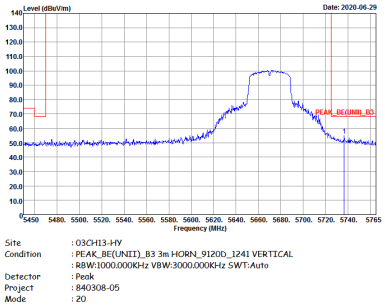	Left blank

Band 3 5470~5725MHz
WIFI 802.11ac VHT80 (Band Edge @ 3m)

WIFI	Band 3 5470~5725MHz Band Edge @ 3m	
ANT	802.11ac VHT80 CH106 5530MHz - L	
1	Horizontal	Fundamental
Peak	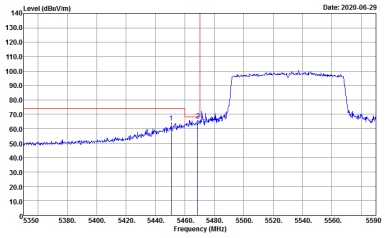 Site : 03CH13-HY Condition : PEAK_BE(UNII)_B3 3m HORN_9120D_1241 HORIZONTAL : RBW:1000.000KHz VBW:3000.000KHz SWT:Auto Detector : Peak Project : 840308-05 Mode : 22	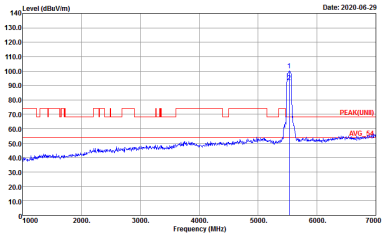 Site : 03CH13-HY Condition : PEAK(UNII) 3m HORN_9120D_1241 HORIZONTAL : RBW:1000.000KHz VBW:3000.000KHz SWT:Auto Detector : Peak Project : 840308-05 Mode : 22
Avg.	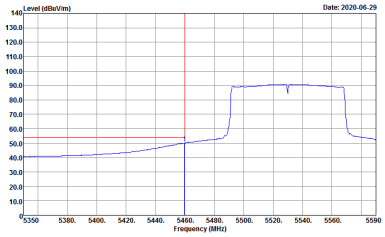 Site : 03CH13-HY Condition : AVG_BE(UNII)_B3 3m HORN_9120D_1241 HORIZONTAL : RBW:1000.000KHz VBW:0.010KHz SWT:Auto Detector : Peak Project : 840308-05 Mode : 22	Left blank

WIFI	Band 3 5470~5725MHz Band Edge @ 3m	
ANT	802.11ac VHT80 CH106 5530MHz - R	
1	Horizontal	Fundamental
Peak	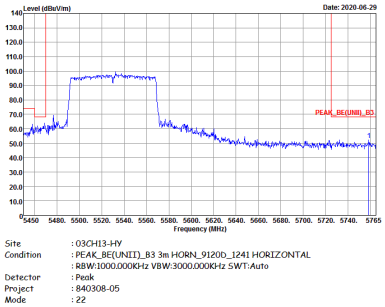	Left blank

WIFI	Band 3 5470~5725MHz Band Edge @ 3m	
ANT	802.11ac VHT80 CH106 5530MHz - L	
1	Vertical	Fundamental
Peak	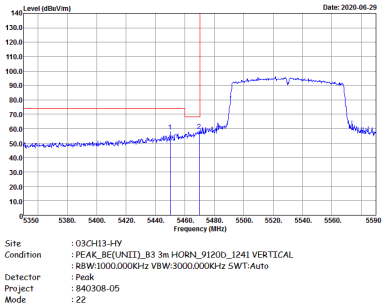	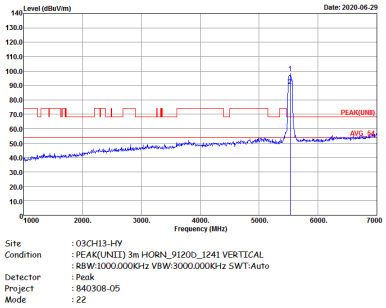
Avg.	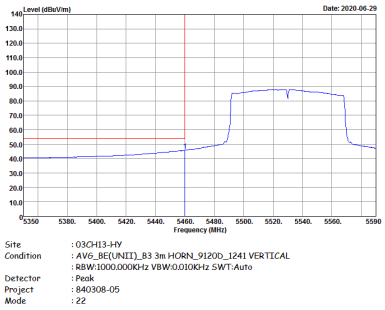	Left blank

WIFI	Band 3 5470~5725MHz Band Edge @ 3m	
ANT	802.11ac VHT80 CH106 5530MHz - R	
1	Vertical	Fundamental
Peak	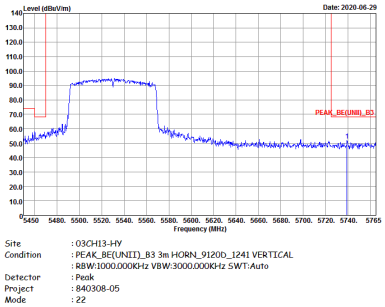	Left blank

WIFI	Band 3 5470~5725MHz Band Edge @ 3m	
ANT	802.11ac VHT80 CH122 5610MHz - L	
1	Horizontal	Fundamental
Peak	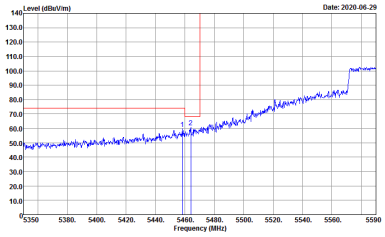 Site : 03CH13-HY Condition : PEAK_BE(UNII)_B3 3m HORN_9120D_1241 HORIZONTAL : RBW:1000.000KHz VBW:3000.000KHz SWT:Auto Detector : Peak Project : 840308-05 Mode : 23	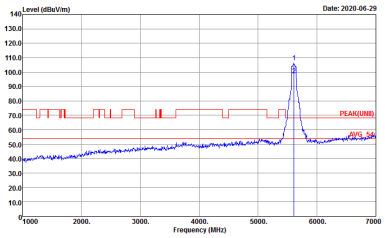 Site : 03CH13-HY Condition : PEAK(UNII) 3m HORN_9120D_1241 HORIZONTAL : RBW:1000.000KHz VBW:3000.000KHz SWT:Auto Detector : Peak Project : 840308-05 Mode : 23
Avg.	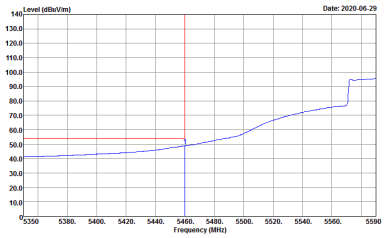 Site : 03CH13-HY Condition : AVG_BE(UNII)_B3 3m HORN_9120D_1241 HORIZONTAL : RBW:1000.000KHz VBW:0.010KHz SWT:Auto Detector : Peak Project : 840308-05 Mode : 23	Left blank

WIFI	Band 3 5470~5725MHz Band Edge @ 3m	
ANT	802.11ac VHT80 CH122 5610MHz - R	
1	Horizontal	Fundamental
Peak	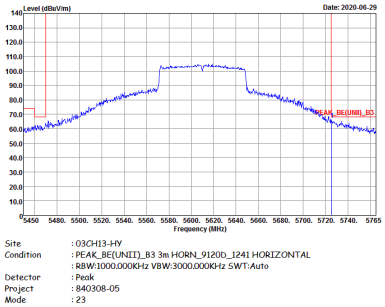	Left blank

WIFI	Band 3 5470~5725MHz Band Edge @ 3m	
ANT	802.11ac VHT80 CH122 5610MHz - L	
1	Vertical	Fundamental
Peak	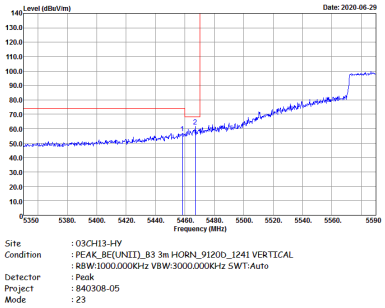	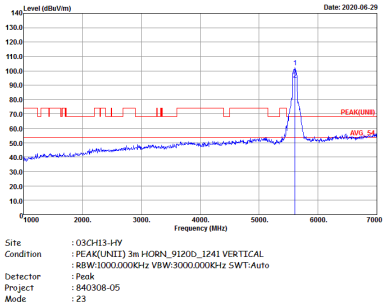
Avg.	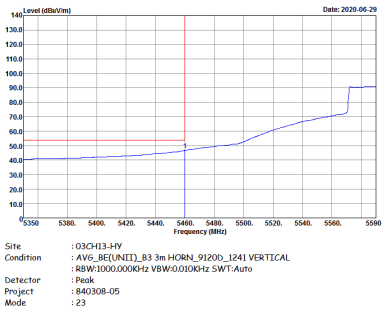	Left blank

WIFI	Band 3 5470~5725MHz Band Edge @ 3m	
ANT	802.11ac VHT80 CH122 5610MHz - R	
1	Vertical	Fundamental
Peak	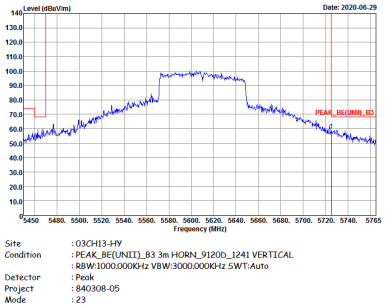	Left blank

Band 3 - 5470~5725MHz

WIFI 802.11a (Harmonic @ 3m)

WIFI	Band 3 5470~5725MHz Harmonic @ 3m	
ANT	802.11a CH100 5500MHz	
1	Horizontal	Vertical
Peak Avg.	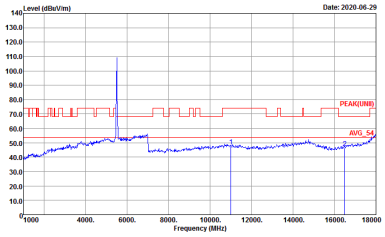 Site : 03CH13-HY Condition : PEAK(UNII) 3m HORN_9120D_1241 HORIZONTAL Detector : Peak Project : 840308-05 Mode : 10	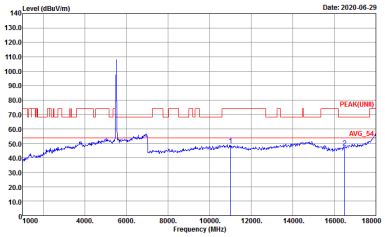 Site : 03CH13-HY Condition : PEAK(UNII) 3m HORN_9120D_1241 VERTICAL Detector : Peak Project : 840308-05 Mode : 10

WIFI	Band 3 5470~5725MHz Harmonic @ 3m	
ANT	802.11a CH116 5580MHz	
1	Horizontal	Vertical
Peak Avg.	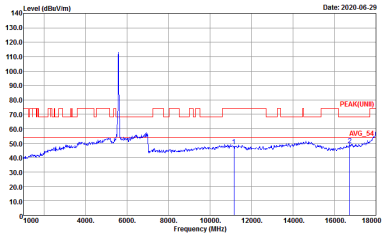 Site : 03CH13-HY Condition : PEAK(UNII) 3m HORN_9120D_1241 HORIZONTAL Detector : Peak Project : 840308-05 Mode : 11	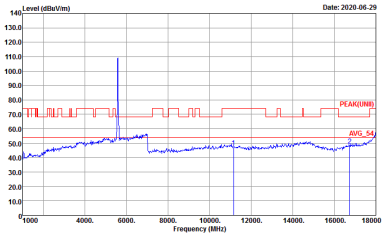 Site : 03CH13-HY Condition : PEAK(UNII) 3m HORN_9120D_1241 VERTICAL Detector : Peak Project : 840308-05 Mode : 11

WIFI	Band 3 5470~5725MHz Harmonic @ 3m	
ANT	802.11a CH140 5700MHz	
1	Horizontal	Vertical
Peak Avg.	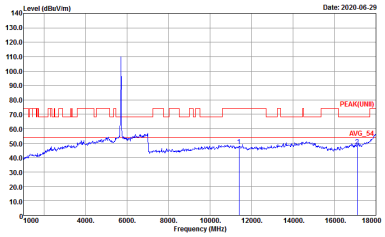 Site : 03CH13-HY Condition : PEAK(UNII) 3m HORN_9120D_1241 HORIZONTAL Detector : Peak Project : 840308-05 Mode : 12	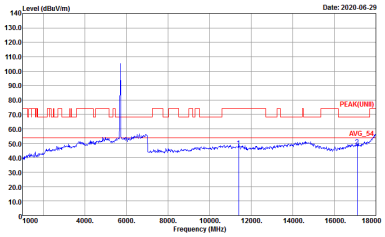 Site : 03CH13-HY Condition : PEAK(UNII) 3m HORN_9120D_1241 VERTICAL Detector : Peak Project : 840308-05 Mode : 12

Band 3 5470~5725MHz

WIFI 802.11n HT20 (Harmonic @ 3m)

WIFI	Band 3 5470~5725MHz Harmonic @ 3m	
ANT	802.11n HT20 CH100 5500MHz	
1	Horizontal	Vertical
Peak Avg.	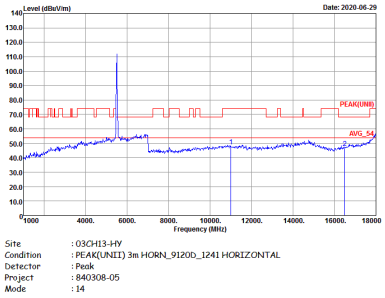	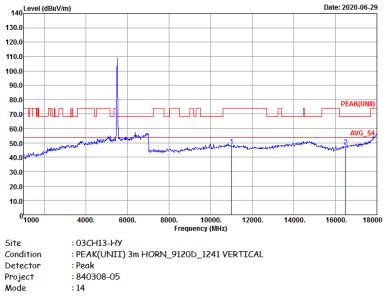

WIFI	Band 3 5470~5725MHz Harmonic @ 3m	
ANT	802.11n HT20 CH116 5580MHz	
1	Horizontal	Vertical
Peak Avg.	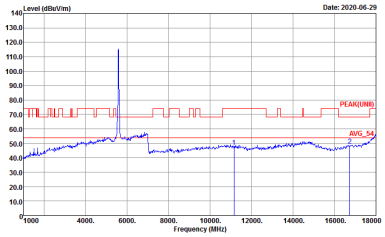 Site : 03CH13-HY Condition : PEAK(UNII) 3m HORN_9120D_1241 HORIZONTAL Detector : Peak Project : 840308-05 Mode : 15	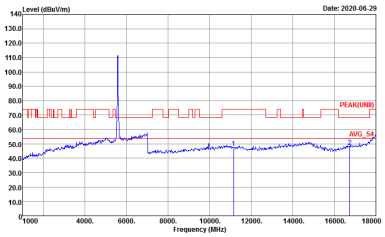 Site : 03CH13-HY Condition : PEAK(UNII) 3m HORN_9120D_1241 VERTICAL Detector : Peak Project : 840308-05 Mode : 15

WIFI	Band 3 5470~5725MHz Harmonic @ 3m	
ANT	802.11n HT20 CH140 5700MHz	
1	Horizontal	Vertical
Peak Avg.	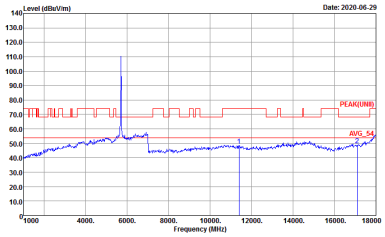 Site : 03CH13-HY Condition : PEAK(UNII) 3m HORN_9120D_1241 HORIZONTAL Detector : Peak Project : 840308-05 Mode : 16	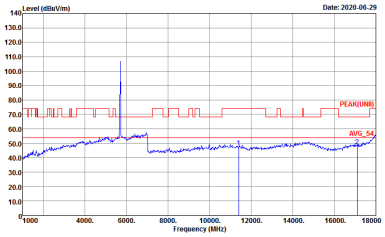 Site : 03CH13-HY Condition : PEAK(UNII) 3m HORN_9120D_1241 VERTICAL Detector : Peak Project : 840308-05 Mode : 16

Band 3 5470~5725MHz

WIFI 802.11n HT40 (Harmonic @ 3m)

WIFI	Band 3 5470~5725MHz Harmonic @ 3m	
ANT	802.11n HT40 CH102 5510MHz	
1	Horizontal	Vertical
Peak Avg.	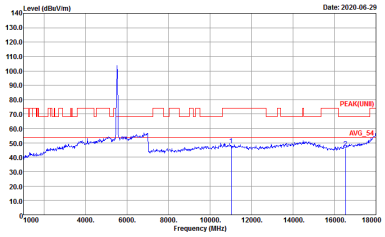	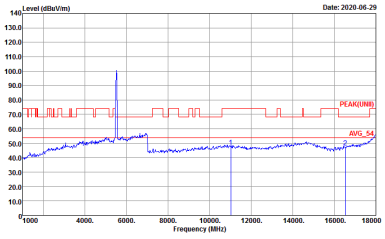

WIFI	Band 3 5470~5725MHz Harmonic @ 3m	
ANT	802.11n HT40 CH110 5550MHz	
1	Horizontal	Vertical
Peak Avg.	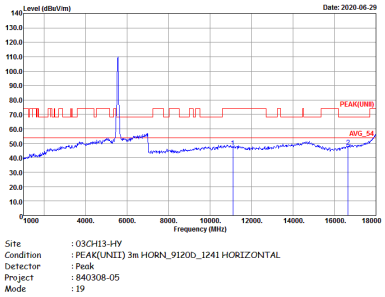	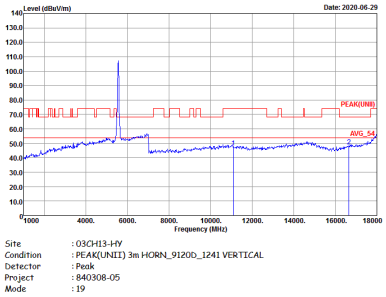

WIFI	Band 3 5470~5725MHz Harmonic @ 3m	
ANT	802.11n HT40 CH134 5670MHz	
1	Horizontal	Vertical
Peak Avg.	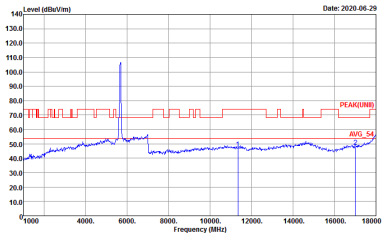 Site : 03CH13-HY Condition : PEAK(UNII) 3m HORN_9120D_1241 HORIZONTAL Detector : Peak Project : 840308-05 Mode : 20	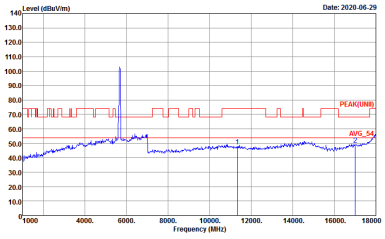 Site : 03CH13-HY Condition : PEAK(UNII) 3m HORN_9120D_1241 VERTICAL Detector : Peak Project : 840308-05 Mode : 20

Band 3 5470~5725MHz

WIFI 802.11ac VHT80 (Harmonic @ 3m)

WIFI	Band 3 5470~5725MHz Harmonic @ 3m	
ANT	802.11ac VHT80 CH106 5530MHz	
1	Horizontal	Vertical
Peak Avg.	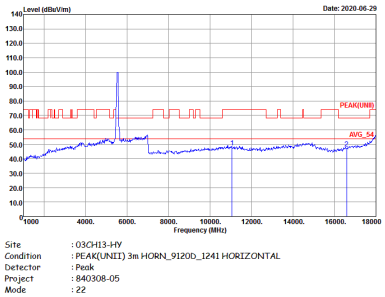	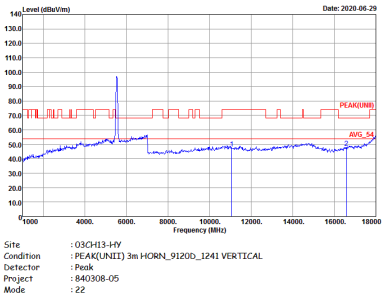

WIFI	Band 3 5470~5725MHz Harmonic @ 3m	
ANT	802.11ac VHT80 CH122 5610MHz	
1	Horizontal	Vertical
Peak Avg.	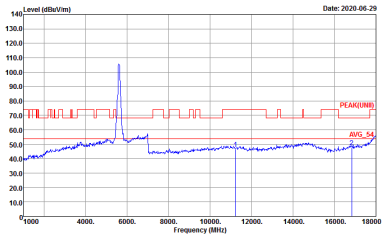 Site : 03CH13-HY Condition : PEAK(UNII) 3m HORN_9120D_1241 HORIZONTAL Detector : Peak Project : 840308-05 Mode : 23	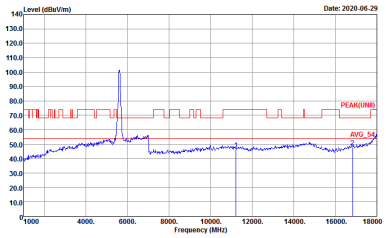 Site : 03CH13-HY Condition : PEAK(UNII) 3m HORN_9120D_1241 VERTICAL Detector : Peak Project : 840308-05 Mode : 23

Band 3 - Straddle Channel

WIFI 802.11a (Band Edge @ 3m)

WIFI	Band 3 Straddle Channel Band Edge @ 3m	
ANT	802.11a CH144 5720MHz - L	
1	Horizontal	Fundamental
Peak	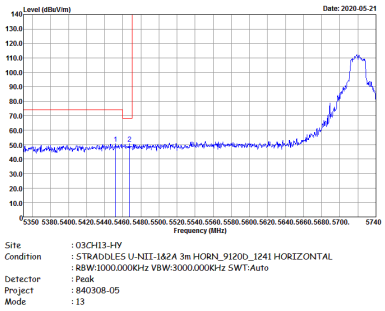	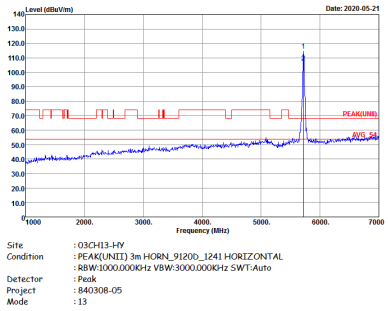
Avg.	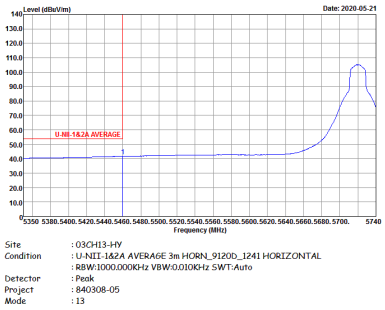	Left blank

WIFI	Band 3 Straddle Channel Band Edge @ 3m	
ANT	802.11a CH144 5720MHz – R	
1	Horizontal	Fundamental
Peak	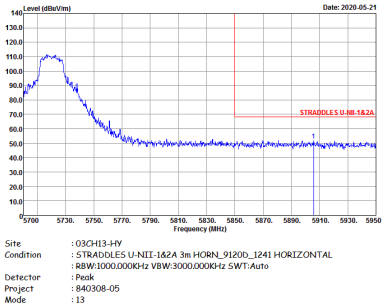	Left blank

WIFI	Band 3 Straddle Channel Band Edge @ 3m	
ANT	802.11a CH144 5720MHz - L	
1	Vertical	Fundamental
Peak	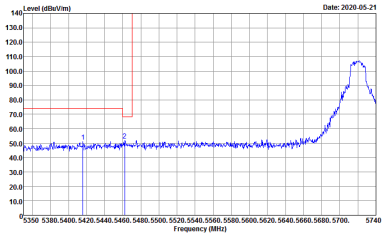 Site : 03CH13-HY Condition : STRADDLES U-NII-1&2A 3m HORN_9120D_1241 VERTICAL : RBW:1000.000KHz VBW:3000.000KHz SWT:Auto Detector : Peak Project : 840308-05 Mode : 13	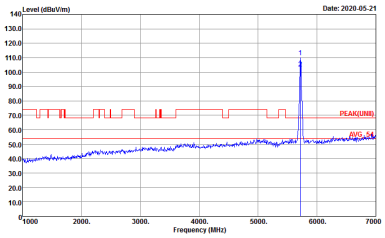 Site : 03CH13-HY Condition : PEAK(UNII) 3m HORN_9120D_1241 VERTICAL : RBW:1000.000KHz VBW:3000.000KHz SWT:Auto Detector : Peak Project : 840308-05 Mode : 13
Avg.	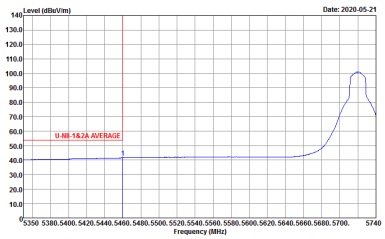 Site : 03CH13-HY Condition : U-NII-1&2A AVERAGE 3m HORN_9120D_1241 VERTICAL : RBW:1000.000KHz VBW:0.010KHz SWT:Auto Detector : Peak Project : 840308-05 Mode : 13	Left blank

WIFI	Band 3 Straddle Channel Band Edge @ 3m	
ANT	802.11a CH144 5720MHz - R	
1	Vertical	Fundamental
Peak	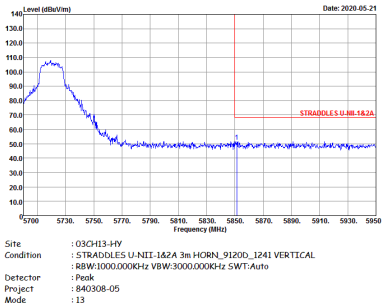	Left blank

Band 3 – Straddle Channel
WIFI 802.11n HT20 (Band Edge @ 3m)

WIFI	Band 3 Straddle Channel Band Edge @ 3m	
ANT	802.11n HT20 CH144 5720MHz - L	
1	Horizontal	Fundamental
Peak	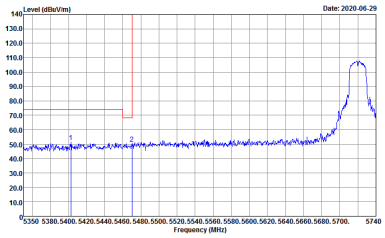 Site : 03CH13-HY Condition : STRADDLES U-NII-1&2A 3m HORN_9120D_1241 HORIZONTAL : RBW:1000.000KHz VBW:3000.000KHz SWT:Auto Detector : Peak Project : 840308-05 Mode : 17	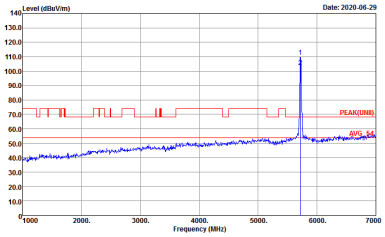 Site : 03CH13-HY Condition : PEAK(UNII) 3m HORN_9120D_1241 HORIZONTAL : RBW:1000.000KHz VBW:3000.000KHz SWT:Auto Detector : Peak Project : 840308-05 Mode : 17
Avg.	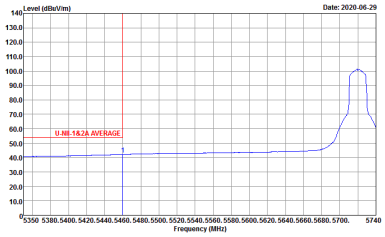 Site : 03CH13-HY Condition : U-NII-1&2A AVERAGE 3m HORN_9120D_1241 HORIZONTAL : RBW:1000.000KHz VBW:0.010KHz SWT:Auto Detector : Peak Project : 840308-05 Mode : 17	Left blank

WIFI	Band 3 Straddle Channel Band Edge @ 3m	
ANT	802.11n HT20 CH144 5720MHz - R	
1	Horizontal	Fundamental
Peak	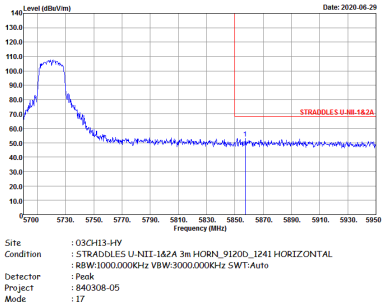	Left blank

WIFI	Band 3 Straddle Channel Band Edge @ 3m	
ANT	802.11n HT20 CH144 5720MHz - L	
1	Vertical	Fundamental
Peak	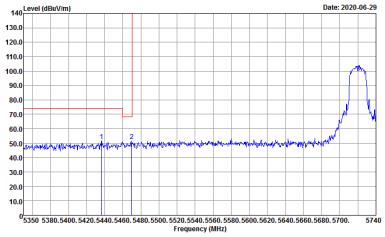 Site : 03CH13-HY Condition : STRADDLES U-NII-1&2A 3m HORN_9120D_1241 VERTICAL : RBW:1000.000KHz VBW:3000.000KHz SWT:Auto Detector : Peak Project : 840308-05 Mode : 17	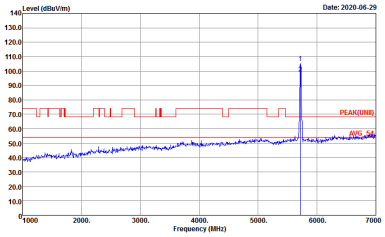 Site : 03CH13-HY Condition : PEAK(UNII) 3m HORN_9120D_1241 VERTICAL : RBW:1000.000KHz VBW:3000.000KHz SWT:Auto Detector : Peak Project : 840308-05 Mode : 17
Avg.	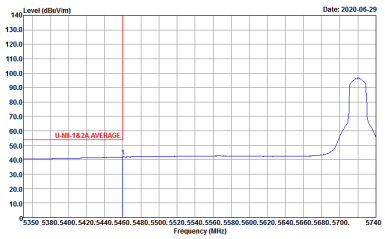 Site : 03CH13-HY Condition : U-NII-1&2A AVERAGE 3m HORN_9120D_1241 VERTICAL : RBW:1000.000KHz VBW:0.010KHz SWT:Auto Detector : Peak Project : 840308-05 Mode : 17	Left blank

WIFI	Band 3 Straddle Channel Band Edge @ 3m	
ANT	802.11n HT20 CH144 5720MHz - R	
1	Vertical	Fundamental
Peak	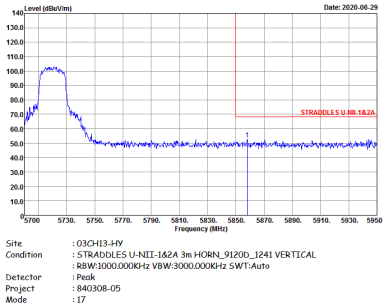	Left blank

Band 3 – Straddle Channel

WIFI 802.11n HT40 (Band Edge @ 3m)

WIFI	Band 3 Straddle Channel Band Edge @ 3m	
ANT	802.11n HT40 CH142 5710MHz - L	
1	Horizontal	Fundamental
Peak	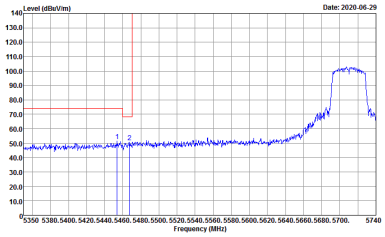 Site : 03CH13-HY Condition : STRADDLES U-NII-1&2A 3m HORN_9120D_1241 HORIZONTAL : RBW:1000.000KHz VBW:3000.000KHz SWT:Auto Detector : Peak Project : 840308-05 Mode : 21	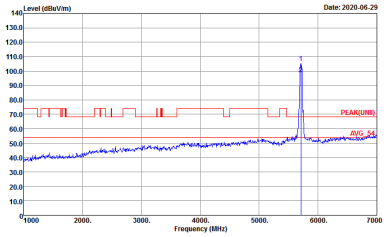 Site : 03CH13-HY Condition : PEAK(UNII) 3m HORN_9120D_1241 HORIZONTAL : RBW:1000.000KHz VBW:3000.000KHz SWT:Auto Detector : Peak Project : 840308-05 Mode : 21
Avg.	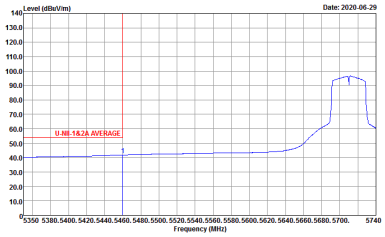 Site : 03CH13-HY Condition : U-NII-1&2A AVERAGE 3m HORN_9120D_1241 HORIZONTAL : RBW:1000.000KHz VBW:0.010KHz SWT:Auto Detector : Peak Project : 840308-05 Mode : 21	Left blank

WIFI	Band 3 Straddle Channel Band Edge @ 3m	
ANT	802.11n HT40 CH142 5710MHz - R	
1	Horizontal	Fundamental
Peak	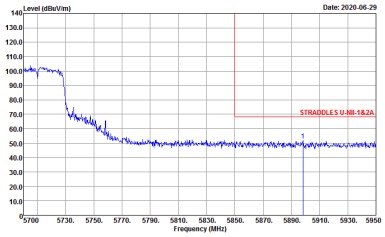 Site : 03CH13-HY Condition : STRADDLES U-NII-1&2A 3m HORN_9120D_1241 HORIZONTAL : RBW:1000.000KHz VBW:3000.000KHz SWT:Auto Detector : Peak Project : 840308-05 Mode : 21	Left blank

WIFI	Band 3 Straddle Channel Band Edge @ 3m	
ANT	802.11n HT40 CH142 5710MHz - L	
1	Vertical	Fundamental
Peak	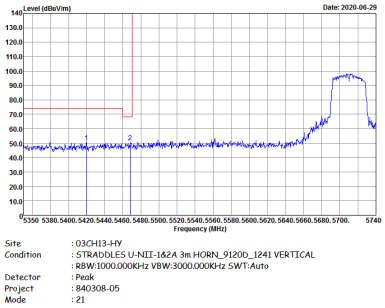	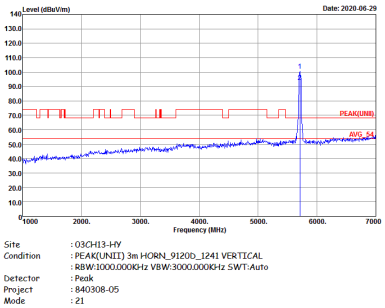
Avg.	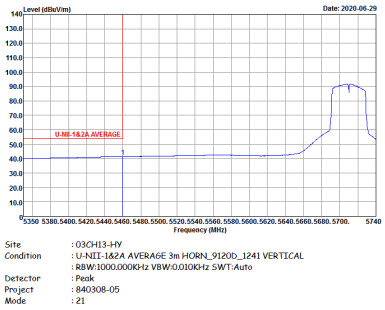	Left blank

WIFI	Band 3 Straddle Channel Band Edge @ 3m	
ANT	802.11n HT40 CH142 5710MHz - R	
1	Vertical	Fundamental
Peak	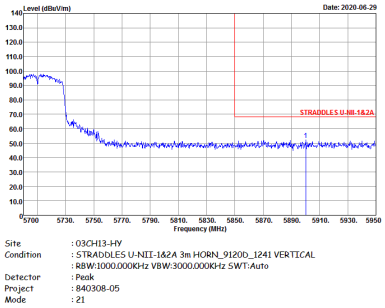	Left blank

Band 3 – Straddle Channel

WIFI 802.11ac VHT80 (Band Edge @ 3m)

WIFI	Band 3 Straddle Channel Band Edge @ 3m	
ANT	802.11ac VHT80 CH138 5690MHz - L	
1	Horizontal	Fundamental
Peak	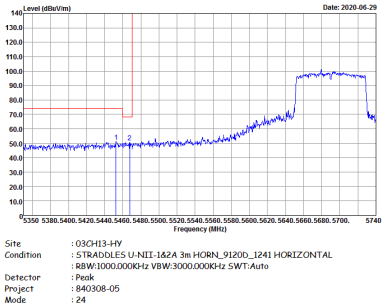	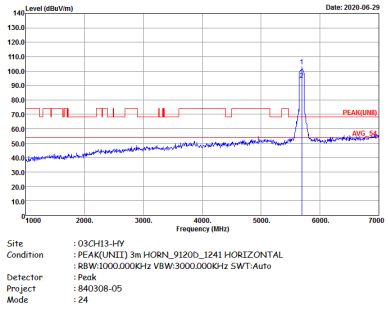
Avg.	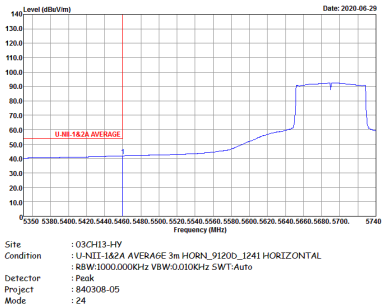	Left blank

WIFI	Band 3 Straddle Channel Band Edge @ 3m	
ANT	802.11ac VHT80 CH138 5690MHz - R	
1	Horizontal	Fundamental
Peak	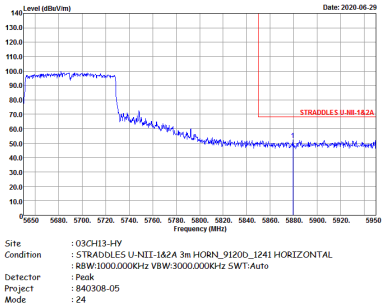	Left blank

WIFI	Band 3 Straddle Channel Band Edge @ 3m	
ANT	802.11ac VHT80 CH138 5690MHz - L	
1	Vertical	Fundamental
Peak	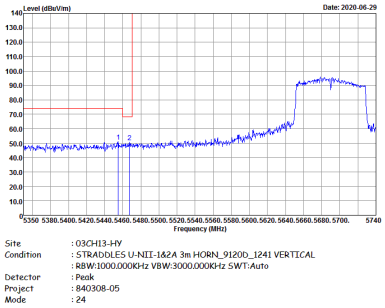	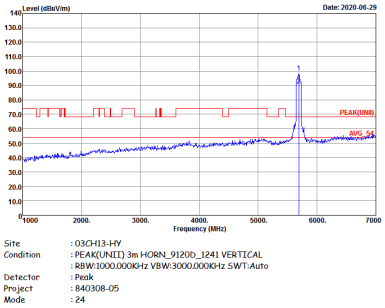
Avg.	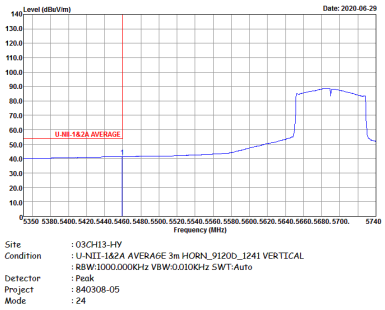	Left blank

WIFI	Band 3 Straddle Channel Band Edge @ 3m	
ANT	802.11ac VHT80 CH138 5690MHz - R	
1	Vertical	Fundamental
Peak	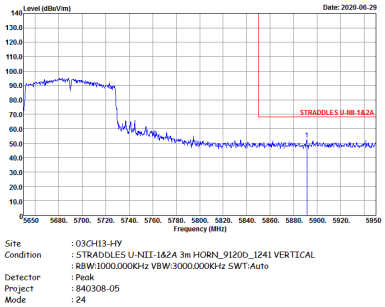	Left blank

Band 3 - Straddle Channel

WIFI 802.11a (Harmonic @ 3m)

WIFI	Band 3 Straddle Channel Harmonic @ 3m	
ANT	802.11a CH144 5720MHz	
1	Horizontal	Vertical
Peak Avg.	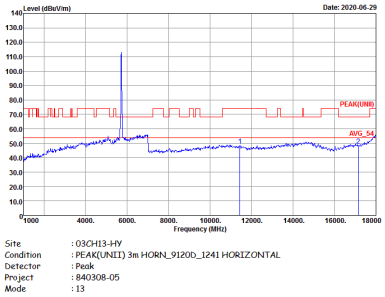 Site : 03CH13-HY Condition : PEAK(UNII) 3m HORN_9120D_1241 HORIZONTAL Detector : Peak Project : 840308-05 Mode : 13	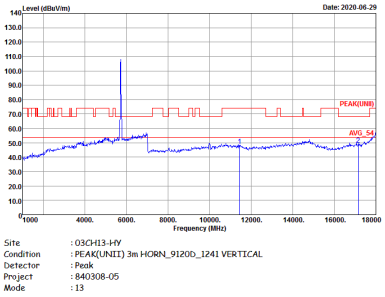 Site : 03CH13-HY Condition : PEAK(UNII) 3m HORN_9120D_1241 VERTICAL Detector : Peak Project : 840308-05 Mode : 13

Band 3 – Straddle Channel

WIFI 802.11n HT20 (Harmonic @ 3m)

WIFI	Band 3 Straddle Channel Harmonic @ 3m	
ANT	802.11n HT20 CH144 5720MHz	
1	Horizontal	Vertical
Peak Avg.	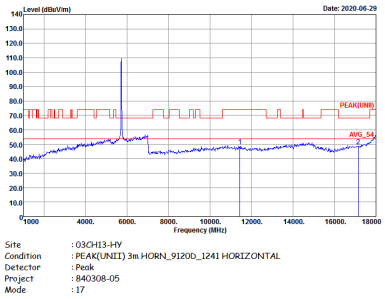	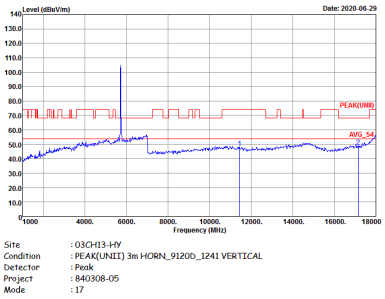

Band 3 – Straddle Channel

WIFI 802.11n HT40 (Harmonic @ 3m)

WIFI	Band 3 Straddle Channel Harmonic @ 3m	
ANT	802.11n HT40 CH142 5710MHz	
1	Horizontal	Vertical
Peak Avg.	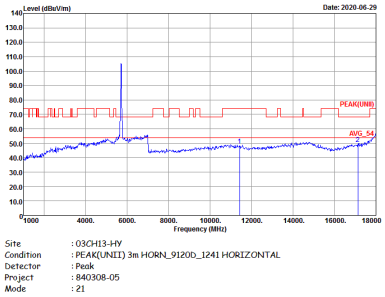	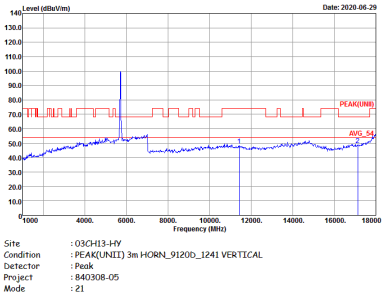

Band 3 – Straddle Channel

WIFI 802.11ac VHT80 (Harmonic @ 3m)

WIFI	Band 3 Straddle Channel Harmonic @ 3m	
ANT	802.11ac VHT80 CH138 5690MHz	
1	Horizontal	Vertical
Peak Avg.	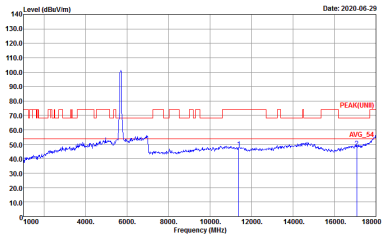 Site : 03CH13-HY Condition : PEAK(UNII) 3m HORN_9120D_1241 HORIZONTAL Detector : Peak Project : 840308-05 Mode : 24	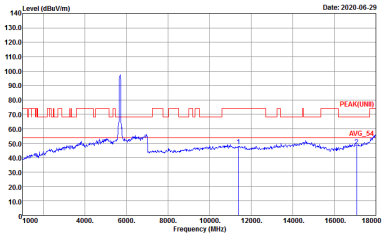 Site : 03CH13-HY Condition : PEAK(UNII) 3m HORN_9120D_1241 VERTICAL Detector : Peak Project : 840308-05 Mode : 24

Emission above 18GHz

5GHz WIFI 802.11a (SHF)

WIFI	5GHz WIFI	
ANT	802.11a SHF	
1	Horizontal	Vertical
QP / Peak	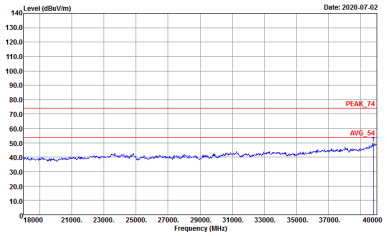	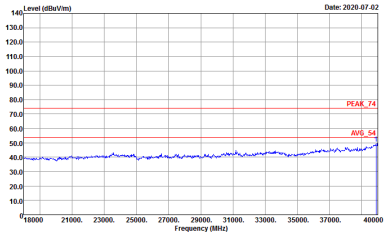

Emission below 1GHz

5GHz WIFI 802.11a (LF)

WIFI	5GHz WIFI	
ANT	802.11a LF	
1	Horizontal	Vertical
QP / Peak	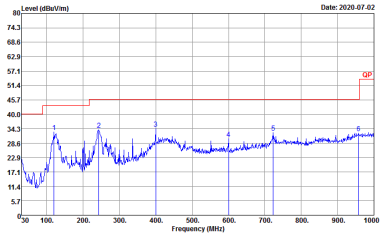 Site : 03CH13-HY Condition : QP 3m BILOG_40103 HORIZONTAL Detector : Peak Project : 840308-05 Mode : 49	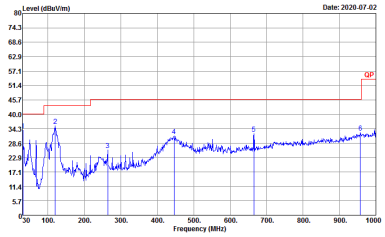 Site : 03CH13-HY Condition : QP 3m BILOG_40103 VERTICAL Detector : Peak Project : 840308-05 Mode : 49

Band 2 - 5250~5350MHz

WIFI 802.11a (Band Edge @ 3m)

WIFI	Band 2 5250~5350MHz Band Edge @ 3m	
ANT	802.11a CH52 5260MHz - L	
2	Horizontal	Fundamental
Peak	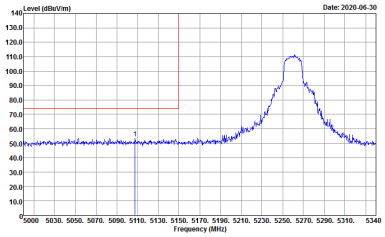 Site : 03CH13-HY Condition : PEAK_BE_74 3m HORN_9120D_1241 HORIZONTAL : RBW:1000.000KHz VBW:3000.000KHz SWT:Auto Detector : Peak Project : 840308-05 Mode : 25	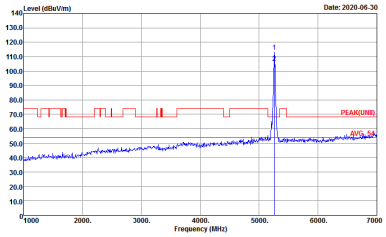 Site : 03CH13-HY Condition : PEAK(UNII) 3m HORN_9120D_1241 HORIZONTAL : RBW:1000.000KHz VBW:3000.000KHz SWT:Auto Detector : Peak Project : 840308-05 Mode : 25
Avg.	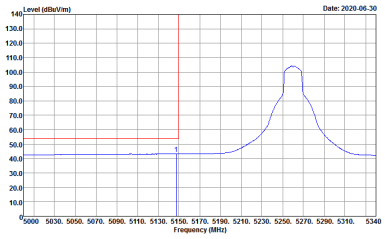 Site : 03CH13-HY Condition : AVG_BE_54 3m HORN_9120D_1241 HORIZONTAL : RBW:1000.000KHz VBW:0.010KHz SWT:Auto Detector : Peak Project : 840308-05 Mode : 25	Left blank

WIFI	Band 2 5250~5350MHz Band Edge @ 3m	
ANT	802.11a CH52 5260MHz - R	
2	Horizontal	Fundamental
Peak	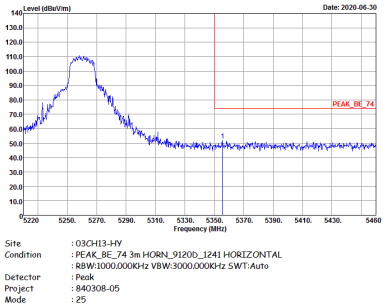	Left blank
Avg.	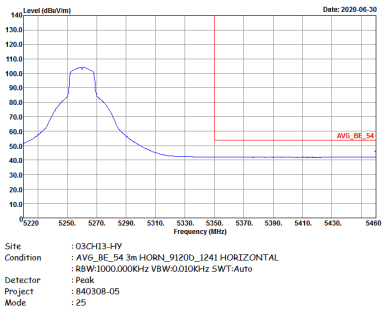	Left blank

WIFI	Band 2 5250~5350MHz Band Edge @ 3m	
ANT	802.11a CH52 5260MHz - L	
2	Vertical	Fundamental
Peak	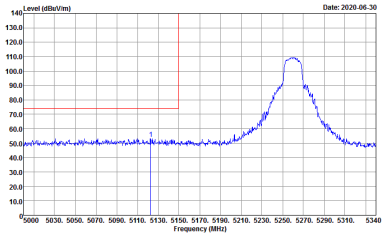 Site : 03CH13-HY Condition : PEAK_BE_74 3m HORN_9120D_1241 VERTICAL : RBW:1000.000KHz VBW:3000.000KHz SWT:Auto Detector : Peak Project : 840308-05 Mode : 25	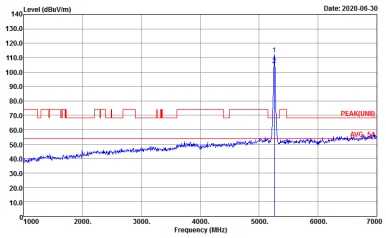 Site : 03CH13-HY Condition : PEAK(UNII) 3m HORN_9120D_1241 VERTICAL : RBW:1000.000KHz VBW:3000.000KHz SWT:Auto Detector : Peak Project : 840308-05 Mode : 25
Avg.	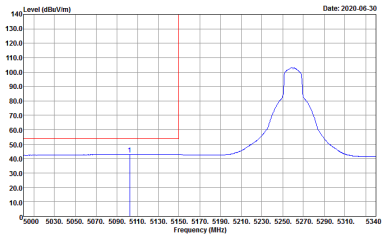 Site : 03CH13-HY Condition : AVG_BE_54 3m HORN_9120D_1241 VERTICAL : RBW:1000.000KHz VBW:0.010KHz SWT:Auto Detector : Peak Project : 840308-05 Mode : 25	Left blank

WIFI	Band 2 5250~5350MHz Band Edge @ 3m	
ANT	802.11a CH52 5260MHz - R	
2	Vertical	Fundamental
Peak	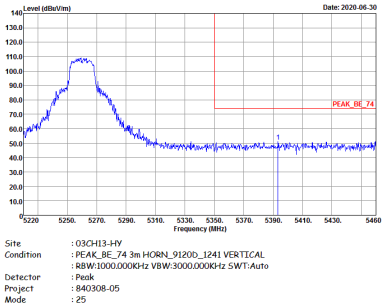	Left blank
Avg.	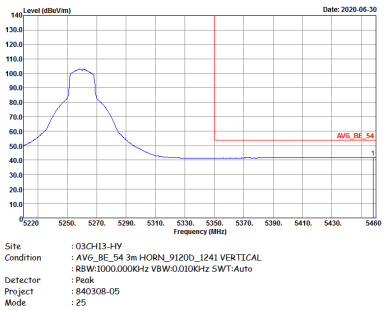	Left blank

WIFI	Band 2 5250~5350MHz Band Edge @ 3m	
ANT	802.11a CH60 5300MHz - L	
2	Horizontal	Fundamental
Peak	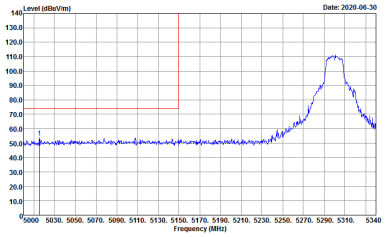 Site : 03CH13-HY Condition : PEAK_BE_74 3m HORN_9120D_1241 HORIZONTAL : RBW:1000.000KHz VBW:3000.000KHz SWT:Auto Detector : Peak Project : 840308-05 Mode : 26	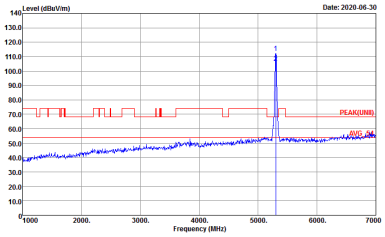 Site : 03CH13-HY Condition : PEAK(UNII) 3m HORN_9120D_1241 HORIZONTAL : RBW:1000.000KHz VBW:3000.000KHz SWT:Auto Detector : Peak Project : 840308-05 Mode : 26
Avg.	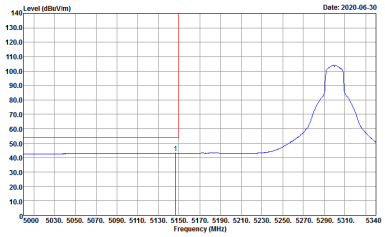 Site : 03CH13-HY Condition : AVG_BE_54 3m HORN_9120D_1241 HORIZONTAL : RBW:1000.000KHz VBW:0.010KHz SWT:Auto Detector : Peak Project : 840308-05 Mode : 26	Left blank

WIFI	Band 2 5250~5350MHz Band Edge @ 3m	
ANT	802.11a CH60 5300MHz - R	
2	Horizontal	Fundamental
Peak	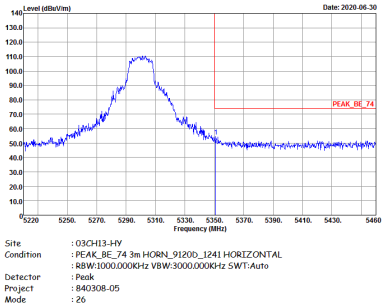	Left blank
Avg.	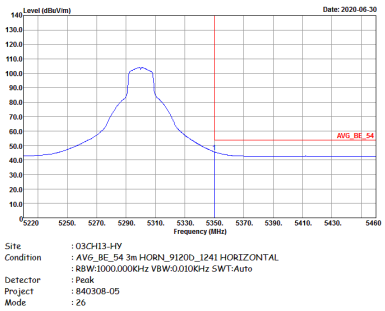	Left blank

WIFI	Band 2 5250~5350MHz Band Edge @ 3m	
ANT	802.11a CH60 5300MHz - L	
2	Vertical	Fundamental
Peak	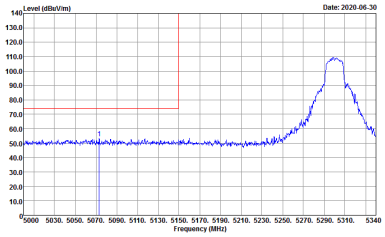 Site : 03CH13-HY Condition : PEAK_BE_74 3m HORN_9120D_1241 VERTICAL : RBW:1000.000KHz VBW:3000.000KHz SWT:Auto Detector : Peak Project : 840308-05 Mode : 26	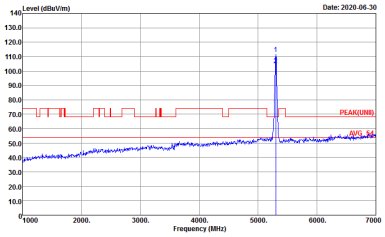 Site : 03CH13-HY Condition : PEAK(UNII) 3m HORN_9120D_1241 VERTICAL : RBW:1000.000KHz VBW:3000.000KHz SWT:Auto Detector : Peak Project : 840308-05 Mode : 26
Avg.	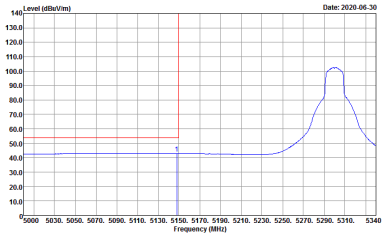 Site : 03CH13-HY Condition : AVG_BE_54 3m HORN_9120D_1241 VERTICAL : RBW:1000.000KHz VBW:0.010KHz SWT:Auto Detector : Peak Project : 840308-05 Mode : 26	Left blank

WIFI	Band 2 5250~5350MHz Band Edge @ 3m	
ANT	802.11a CH60 5300MHz - R	
2	Vertical	Fundamental
Peak	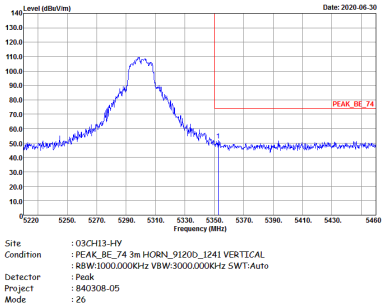	Left blank
Avg.	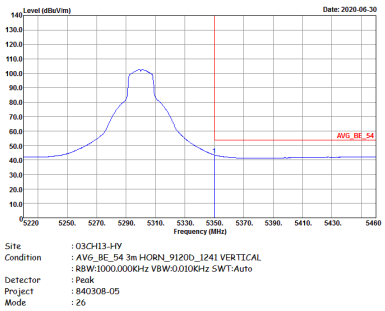	Left blank

WIFI	Band 2 5250~5350MHz Band Edge @ 3m	
ANT	802.11a CH64 5320MHz	
2	Horizontal	Fundamental
Peak	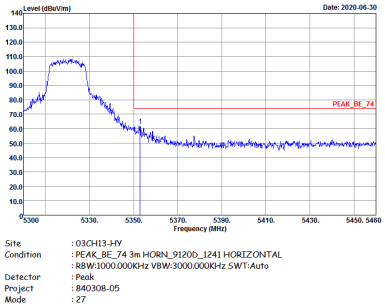	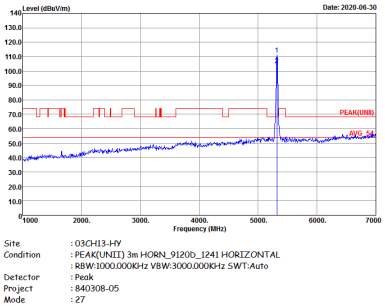
Avg.	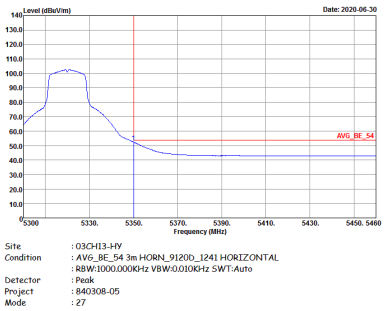	Left blank

WIFI	Band 2 5250~5350MHz Band Edge @ 3m	
ANT	802.11a CH64 5320MHz	
2	Vertical	Fundamental
Peak	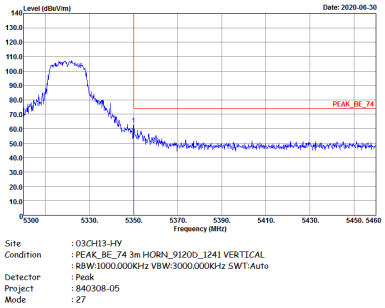	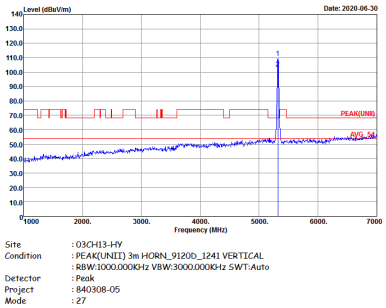
Avg.	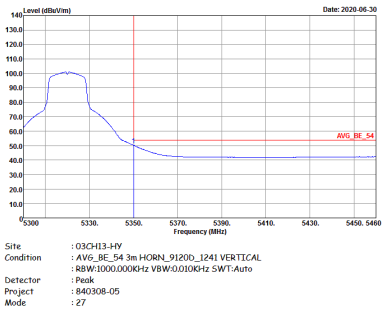	Left blank

Band 2 5250~5350MHz

WIFI 802.11n HT20 (Band Edge @ 3m)

WIFI	Band 2 5250~5350MHz Band Edge @ 3m	
ANT	802.11n HT20 CH52 5260MHz - L	
2	Horizontal	Fundamental
Peak	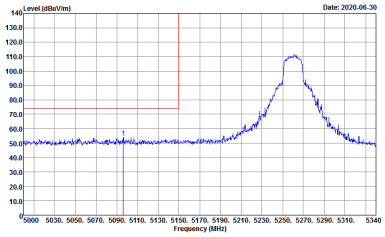 Site : 03CH13-HY Condition : PEAK_BE_74 3m HORN_9120D_1241 HORIZONTAL : RBW:1000.000KHz VBW:3000.000KHz SWT:Auto Detector : Peak Project : 840308-05 Mode : 28	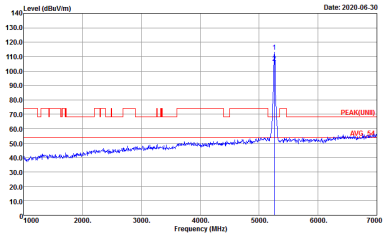 Site : 03CH13-HY Condition : PEAK(UNII) 3m HORN_9120D_1241 HORIZONTAL : RBW:1000.000KHz VBW:3000.000KHz SWT:Auto Detector : Peak Project : 840308-05 Mode : 28
Avg.	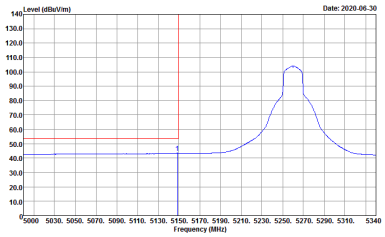 Site : 03CH13-HY Condition : AVG_BE_54 3m HORN_9120D_1241 HORIZONTAL : RBW:1000.000KHz VBW:0.010KHz SWT:Auto Detector : Peak Project : 840308-05 Mode : 28	Left blank

WIFI	Band 2 5250~5350MHz Band Edge @ 3m	
ANT	802.11n HT20 CH52 5260MHz - R	
2	Horizontal	Fundamental
Peak	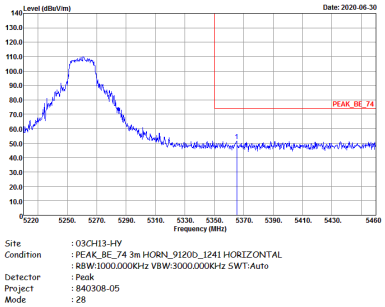	Left blank
Avg.	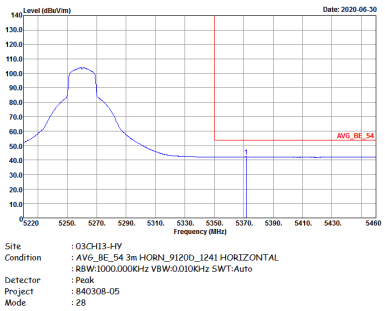	Left blank

WIFI	Band 2 5250~5350MHz Band Edge @ 3m	
ANT	802.11n HT20 CH52 5260MHz - L	
2	Vertical	Fundamental
Peak	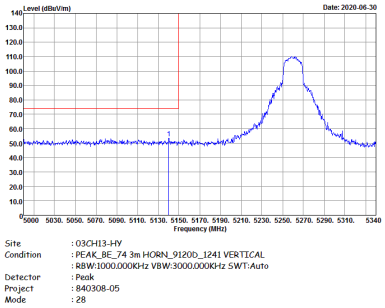	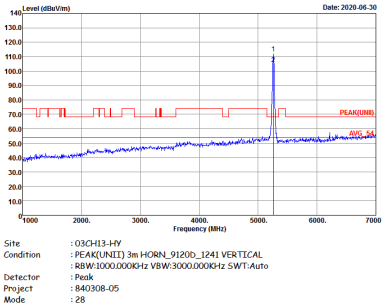
Avg.	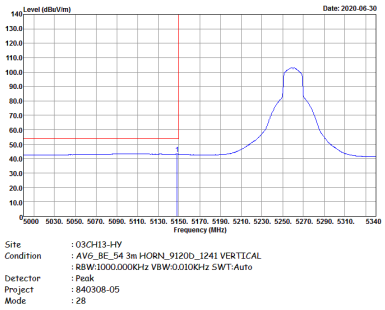	Left blank

WIFI	Band 2 5250~5350MHz Band Edge @ 3m	
ANT	802.11n HT20 CH52 5260MHz - R	
2	Vertical	Fundamental
Peak	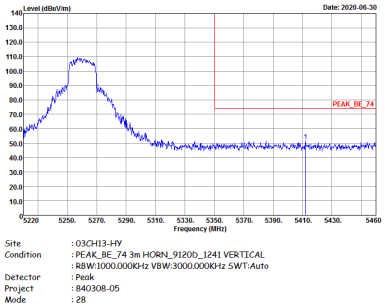	Left blank
Avg.	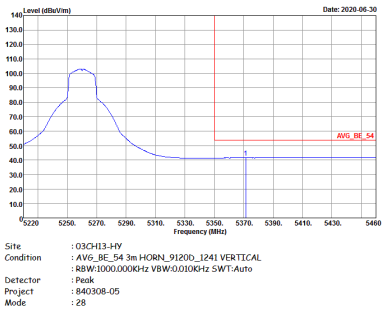	Left blank

WIFI	Band 2 5250~5350MHz Band Edge @ 3m	
ANT	802.11n HT20 CH60 5300MHz - L	
2	Horizontal	Fundamental
Peak	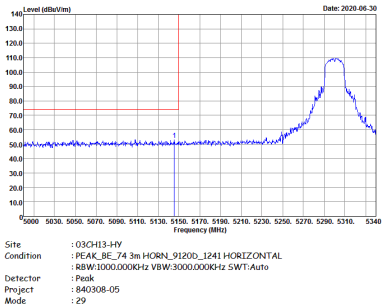	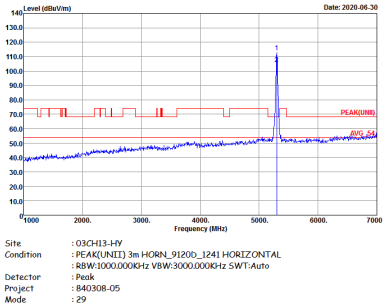
Avg.	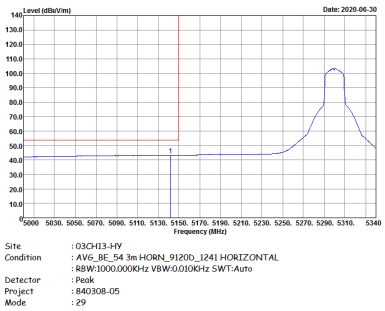	

WIFI	Band 2 5250~5350MHz Band Edge @ 3m	
ANT	802.11n HT20 CH60 5300MHz - R	
2	Horizontal	Vertical
Peak	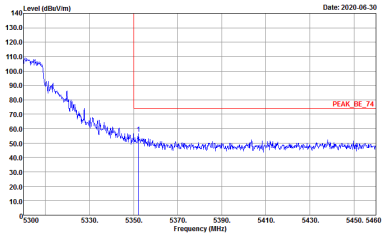 Site : 03CH13-HY Condition : PEAK_BE_74 3m HORN_9120D_1241 HORIZONTAL : RBW:1000.000KHz VBW:3000.000KHz SWT:Auto Detector : Peak Project : 840308-05 Mode : 29	Left blank
Avg.	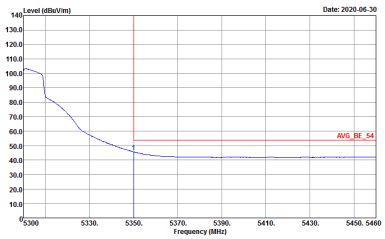 Site : 03CH13-HY Condition : AVG_BE_54 3m HORN_9120D_1241 HORIZONTAL : RBW:1000.000KHz VBW:0.010KHz SWT:Auto Detector : Peak Project : 840308-05 Mode : 29	Left blank

WIFI	Band 2 5250~5350MHz Band Edge @ 3m	
ANT	802.11n HT20 CH60 5300MHz - L	
2	Vertical	Fundamental
Peak	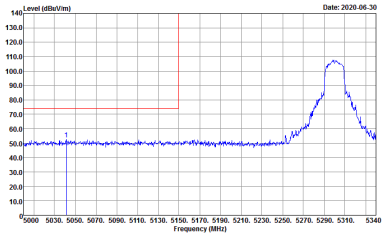 Site : 03CH13-HY Condition : PEAK_BE_74 3m HORN_9120D_1241 VERTICAL : RBW:1000.000KHz VBW:3000.000KHz SWT:Auto Detector : Peak Project : 840308-05 Mode : 29	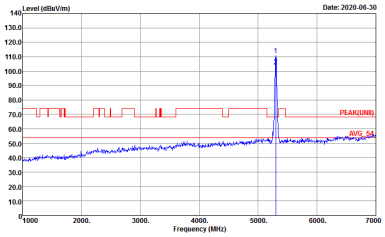 Site : 03CH13-HY Condition : PEAK(UNII) 3m HORN_9120D_1241 VERTICAL : RBW:1000.000KHz VBW:3000.000KHz SWT:Auto Detector : Peak Project : 840308-05 Mode : 29
Avg.	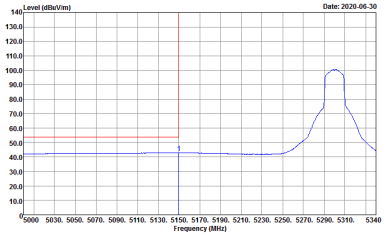 Site : 03CH13-HY Condition : AVG_BE_54 3m HORN_9120D_1241 VERTICAL : RBW:1000.000KHz VBW:0.010KHz SWT:Auto Detector : Peak Project : 840308-05 Mode : 29	