FCC RADIO TEST REPORT

FCC ID	:	**2AP65-7225**
Equipment	:	**Digital Media Receiver**
Model Name	:	**P5B83L**
Applicant	:	**Lindland LLC** **9121 Anson Way, Ste. 200, Raleigh, NC 27615**
Standard	:	**FCC Part 15 Subpart E §15.407**

The product was received on Nov. 13, 2019 and testing was started from Nov. 22, 2019 and completed on Dec. 04, 2019. We, SPORTON INTERNATIONAL INC., EMC & Wireless Communications Laboratory, would like to declare that the tested sample has been evaluated in accordance with the test procedures and has been in compliance with the applicable technical standards.

The test results in this variant report apply exclusively to the tested model / sample. Without written approval of SPORTON INTERNATIONAL INC. EMC & Wireless Communications Laboratory, the test report shall not be reproduced except in full.

Louis Wu

Approved by: Louis Wu

SPORTON INTERNATIONAL INC. EMC & Wireless Communications Laboratory
No. 52, Huaya 1st Rd., Guishan Dist., Taoyuan City, Taiwan (R.O.C.)

Table of Contents

History of this test report **3**
Summary of Test Result **4**
1 General Description **5**
1.1 Product Feature of Equipment Under Test 5
1.2 Product Specification of Equipment Under Test 5
1.3 Modification of EUT 6
1.4 Testing Location 7
1.5 Applicable Standards 7
2 Test Configuration of Equipment Under Test **8**
2.1 Carrier Frequency and Channel 8
2.2 Test Mode 9
2.3 Connection Diagram of Test System 11
2.4 EUT Operation Test Setup 11
2.5 Measurement Results Explanation Example 11
3 Test Result **12**
3.1 26dB & 99% Occupied Bandwidth Measurement 12
3.2 Maximum Conducted Output Power Measurement 14
3.3 Power Spectral Density Measurement 16
3.4 Unwanted Emissions Measurement 18
3.5 Automatically Discontinue Transmission 23
3.6 Antenna Requirements 24
4 List of Measuring Equipment **25**
5 Uncertainty of Evaluation **26**
Appendix A. Conducted Test Results
Appendix B. Radiated Spurious Emission
Appendix C. Radiated Spurious Emission Plots
Appendix D. Duty Cycle Plots

History of this test report

Report No.	Version	Description	Issued Date
FR842408-07	01	Initial issue of report	Jul. 24, 2020

Summary of Test Result

Report Clause	Ref Std. Clause	Test Items	Result (PASS/FAIL)
3.1	15.403(i)	26dB Bandwidth	Pass
3.1	2.1049	99% Occupied Bandwidth	Reporting only
3.2	15.407(a)	Maximum Conducted Output Power	Pass
3.3	15.407(a)	Power Spectral Density	Pass
3.4	15.407(b)	Unwanted Emissions	Pass
-	15.207	AC Conducted Emission	Not Required
3.5	15.407(c)	Automatically Discontinue Transmission	Pass
3.6	15.203 15.407(a)	Antenna Requirement	Pass

Note:

1. Not required means after assessing, test items are not necessary to carry out.
2. This is a variant report by adding WLAN 5GHz Band 2 and Band 3. All the test cases were performed on original report which can be referred to Sporton Report Number FR842408-01.

Declaration of Conformity:
The test results with all measurement uncertainty excluded are presented in accordance with the regulation limits or requirements declared by manufacturers.
Comments and Explanations:
The declared of product specification for EUT presented in the report are provided by the manufacturer, and the manufacturer takes all the responsibilities for the accuracy of product specification.

Reviewed by: Wii Chang

Report Producer: Celery Wei

1 General Description

1.1 Product Feature of Equipment Under Test

Product Feature	
Equipment	Digital Media Receiver
Model Name	P5B83L
FCC ID	2AP65-7225
EUT supports Radios application	WLAN 11b/g/n HT20 WLAN 11a/n HT20/HT40 WLAN 11ac VHT20/VHT40/VHT80 Bluetooth LE

1.2 Product Specification of Equipment Under Test

Standards-related Product Specification	
Tx/Rx Channel Frequency Range	5260 MHz ~ 5320 MHz 5500 MHz ~ 5720 MHz
Maximum Output Power to Antenna	**<5260 MHz ~ 5320 MHz>** **<Ant. 1>** 802.11a : 18.60 dBm / 0.0724 W 802.11n HT20 : 17.70 dBm / 0.0589 W 802.11n HT40 : 17.50 dBm / 0.0562 W 802.11ac VHT20 : 17.60 dBm / 0.0575 W 802.11ac VHT40 : 17.40 dBm / 0.0550 W 802.11ac VHT80 : 12.10 dBm / 0.0162 W **<Ant. 2>** 802.11a : 18.50 dBm / 0.0708 W 802.11n HT20 : 17.40 dBm / 0.0550 W 802.11n HT40 : 17.10 dBm / 0.0513 W 802.11ac VHT20 : 17.30 dBm / 0.0537 W 802.11ac VHT40 : 17.00 dBm / 0.0501 W 802.11ac VHT80 : 11.20 dBm / 0.0132 W **<5500 MHz ~ 5720 MHz>** **<Ant. 1>** 802.11a : 19.10 dBm / 0.0813 W 802.11n HT20 : 18.10 dBm / 0.0646 W 802.11n HT40 : 17.70 dBm / 0.0589 W 802.11ac VHT20 : 18.00 dBm / 0.0631 W 802.11ac VHT40 : 17.60 dBm / 0.0575 W 802.11ac VHT80 : 17.70 dBm / 0.0589 W **<Ant. 2>** 802.11a : 18.60 dBm / 0.0724 W 802.11n HT20 : 18.10 dBm / 0.0646 W 802.11n HT40 : 17.50 dBm / 0.0562 W 802.11ac VHT20 : 18.00 dBm / 0.0631 W 802.11ac VHT40 : 17.40 dBm / 0.0550 W 802.11ac VHT80 : 17.70 dBm / 0.0589 W

Standards-related Product Specification	
99% Occupied Bandwidth	**<Ant. 1>** 802.11a : 18.53 MHz 802.11n HT20 : 18.48 MHz 802.11n HT40 : 37.76 MHz 802.11ac VHT80 : 77.68 MHz **<Ant. 2>** 802.11a : 18.33 MHz 802.11n HT20 : 18.58 MHz 802.11n HT40 : 37.86 MHz 802.11ac VHT80 : 77.92 MHz
Antenna Type / Gain	**<5260 MHz ~ 5320 MHz>** <Ant. 1>: Fixed Internal antenna with gain 1.12 dBi <Ant. 2>: Fixed Internal antenna with gain 0.96 dBi **<5500 MHz ~ 5720 MHz>** <Ant. 1>: Fixed Internal antenna with gain 4.31 dBi <Ant. 2>: Fixed Internal antenna with gain 4.25 dBi
Type of Modulation	802.11a/n : OFDM (BPSK / QPSK / 16QAM / 64QAM) 802.11ac : OFDM (BPSK / QPSK / 16QAM / 64QAM / 256QAM)

1.3 Modification of EUT

No modifications are made to the EUT during all test items.

1.4 Testing Location

Test Site	SPORTON INTERNATIONAL INC. EMC & Wireless Communications Laboratory
Test Site Location	No.52, Huaya 1st Rd., Guishan Dist., Taoyuan City, Taiwan (R.O.C.) TEL: +886-3-327-3456 FAX: +886-3-328-4978
Test Site No.	**Sporton Site No.**
	TH05-HY

Note: The test site complies with ANSI C63.4 2014 requirement.

Test Site	SPORTON INTERNATIONAL INC. EMC & Wireless Communications Laboratory
Test Site Location	No.58, Aly. 75, Ln. 564, Wenhua 3rd, Rd., Guishan Dist., Taoyuan City, Taiwan (R.O.C.) TEL: +886-3-327-0868 FAX: +886-3-327-0855
Test Site No.	**Sporton Site No.**
	03CH16-HY

Note: The test site complies with ANSI C63.4 2014 requirement.

FCC designation No.: TW1190 and TW0007

1.5 Applicable Standards

According to the specifications of the manufacturer, the EUT must comply with the requirements of the following standards:

- FCC Part 15 Subpart E
- FCC KDB 789033 D02 General UNII Test Procedures New Rules v02r01.
- FCC KDB 414788 D01 Radiated Test Site v01r01.
- ANSI C63.10-2013

Remark:

1. All test items were verified and recorded according to the standards and without any deviation during the test.
2. The TAF code is not including all the FCC KDB listed without accreditation.

2 Test Configuration of Equipment Under Test

The EUT has been associated with peripherals and configuration operated in a manner tended to maximize its emission characteristics in a typical application. Frequency range investigated: radiation emission (9 kHz to the 10th harmonic of the highest fundamental frequency or to 40 GHz, whichever is lower).

2.1 Carrier Frequency and Channel

Frequency Band	Channel	Freq. (MHz)	Channel	Freq. (MHz)
5250-5350 MHz Band 2 (U-NII-2A)	52	5260	60	5300
	54*	5270	62*	5310
	56	5280	64	5320
	58#	5290		

Frequency Band	Channel	Freq. (MHz)	Channel	Freq. (MHz)
5470-5725 MHz Band 3 (U-NII-2C)	100	5500	112	5560
	102*	5510	116	5580
	104	5520	132	5660
	106#	5530	134*	5670
	108	5540	136	5680
	110*	5550	140	5700

Frequency Band	Channel	Freq. (MHz)	Channel	Freq. (MHz)
TDWR Channel	118*	5590	124	5620
	120	5600	126*	5630
	122#	5610	128	5640

Frequency Band	Channel	Freq. (MHz)	Channel	Freq. (MHz)
Straddle Channel	138#	5690	144	5720
	142*	5710		

Note:

1. The above Frequency and Channel in "*" were 802.11n HT40 and 802.11ac VHT40.
2. The above Frequency and Channel in "#" were 802.11ac VHT80.

2.2 Test Mode

Final test modes are considering the modulation and worse data rates as below table.

Modulation	Data Rate
802.11a	6 Mbps
802.11n HT20	MCS0
802.11n HT40	MCS0
802.11ac VHT20 (Covered by HT20)	MCS0
802.11ac VHT40 (Covered by HT40)	MCS0
802.11ac VHT80	MCS0

Ch. #		Band II：5250-5350 MHz	Band III：5470-5725MHz
		802.11a	802.11a
L	Low	52	100
M	Middle	60	116
H	High	64	140
Straddle		-	144

Ch. #		Band II：5250-5350 MHz	Band III：5470-5725MHz
		802.11n HT20	802.11n HT20
L	Low	52	100
M	Middle	60	116
H	High	64	140
Straddle		-	144

Ch. #		Band II：5250-5350 MHz	Band III：5470-5725MHz
		802.11n HT40	802.11n HT40
L	Low	54	102
M	Middle	-	110
H	High	62	134
Straddle		-	144

Ch. #		Band II：5250-5350 MHz	Band III：5470-5725MHz
		802.11ac VHT80	802.11ac VHT80
L	Low	-	106
M	Middle	58	122
H	High	-	-
Straddle		-	138

Remark: For radiation spurious emission, the final modulation and the worst data rate was reference the max RF conducted power.

2.3 Connection Diagram of Test System

<WLAN Tx Mode>

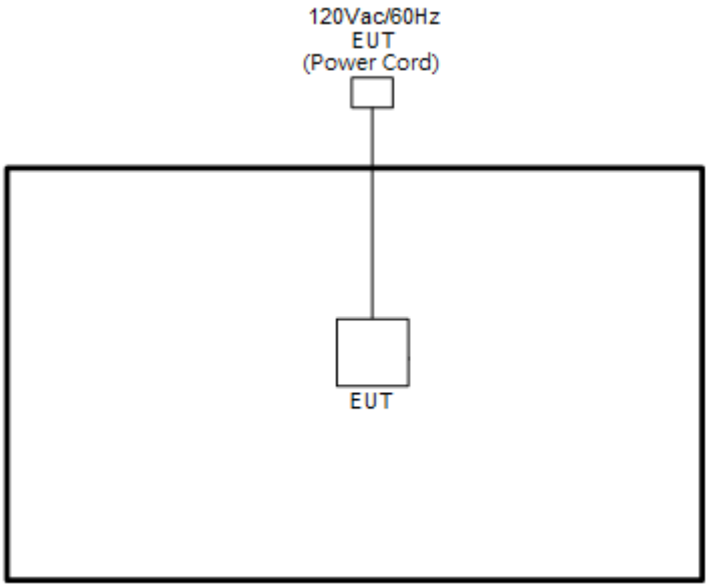

2.4 EUT Operation Test Setup

The RF test items, utility "CMD" was installed in Notebook which was programmed in order to make the EUT get into the engineering modes to provide channel selection, power level, data rate and the application type and for continuous transmitting signals.

2.5 Measurement Results Explanation Example

For all conducted test items:

The offset level is set in the spectrum analyzer to compensate the RF cable loss and attenuator factor between EUT conducted output port and spectrum analyzer. With the offset compensation, the spectrum analyzer reading level is exactly the EUT RF output level.

Example :

The spectrum analyzer offset is derived from RF cable loss and attenuator factor.

Offset = RF cable loss + attenuator factor.

Following shows an offset computation example with cable loss 4.2 dB and 10dB attenuator.

Offset(dB) = RF cable loss(dB) + attenuator factor(dB).

= 4.2 + 10 = 14.2 (dB)

3 Test Result

3.1 26dB & 99% Occupied Bandwidth Measurement

3.1.1 Description of 26dB & 99% Occupied Bandwidth

This section is for reporting purpose only.

There is no restriction limits for bandwidth.

For Straddle Channel, according to KDB 789033 D02 General UNII Test Procedures New Rules v02r01, if the power and PSD of the devices are uniform and comply with the lower limits specified for the U-NII-2 bands, a single measurement over the entire emission bandwidth can be performed to show compliance.

3.1.2 Measuring Instruments

See list of measuring equipment of this test report.

3.1.3 Test Procedures

1. The testing follows FCC KDB 789033 D02 General UNII Test Procedures New Rules v02r01. Section C) Emission bandwidth
2. Set RBW = approximately 1% of the emission bandwidth.
3. Set the VBW > RBW.
4. Detector = Peak.
5. Trace mode = max hold
6. Measure the maximum width of the emission that is 26 dB down from the peak of the emission. Compare this with the RBW setting of the analyzer. Readjust RBW and repeat measurement as needed until the RBW/EBW ratio is approximately 1%.
7. For 99% Bandwidth Measurement, the spectrum analyzer's resolution bandwidth (RBW) is set 1-5% of the emission bandwidth and set the Video bandwidth (VBW) ≥ 3 * RBW.
8. Measure and record the results in the test report.

3.1.4 Test Setup

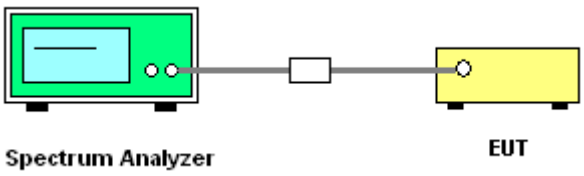

3.1.5 Test Result of 26dB & 99% Occupied Bandwidth

Please refer to Appendix A.

Maximum 26dB Bandwidth

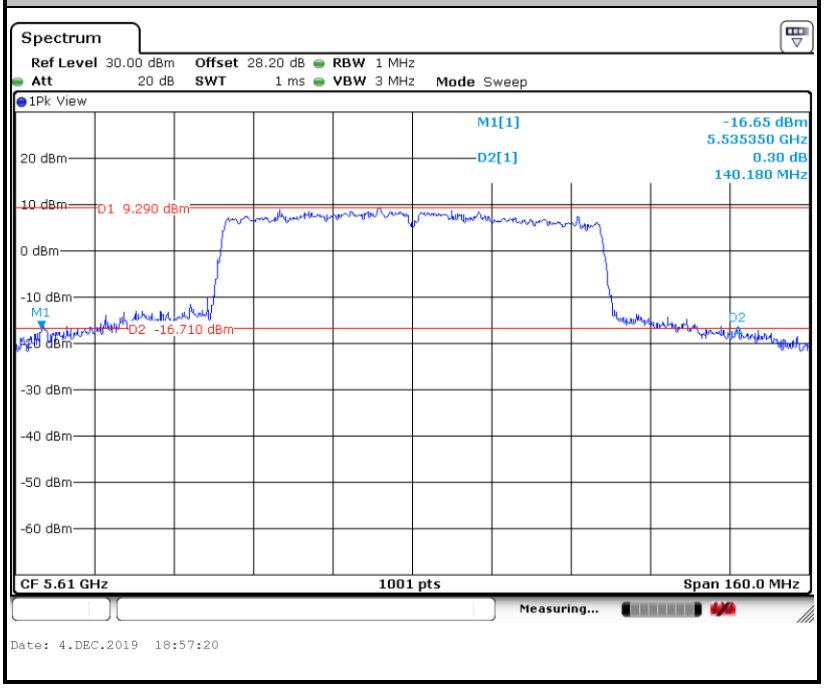

Maximum 99% Occupied Bandwidth

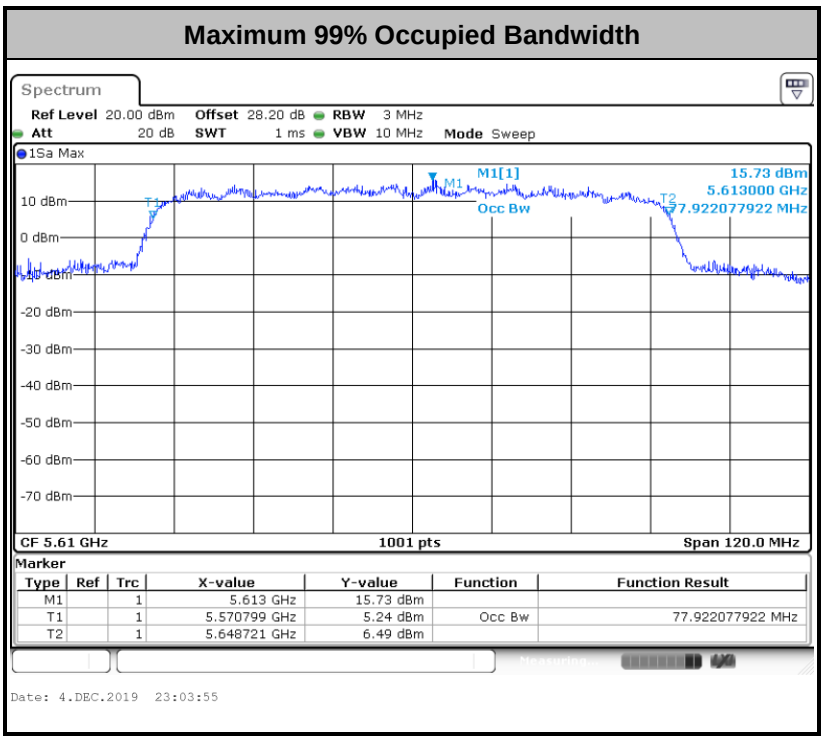

Note: The occupied channel bandwidth is maintained within the band of operation for all of the modulations.

3.2 Maximum Conducted Output Power Measurement

3.2.1 Limit of Maximum Conducted Output Power

<FCC 14-30 CFR 15.407>

For the 5.25–5.725 GHz bands:

- The maximum conducted output power over the frequency bands of operation shall not exceed the lesser of 250 mW or 11 dBm 10 log B, where B is the 26 dB emission bandwidth in megahertz.

For Straddle Channel, according to KDB 789033 D02 General UNII Test Procedures New Rules v02r01, if the power and PSD of the devices are uniform and comply with the lower limits specified for the U-NII-2 bands, a single measurement over the entire emission bandwidth can be performed to show compliance.

If transmitting antennas of directional gain greater than 6 dBi are used, the peak output power shall be reduced by the amount in dB that the directional gain of the antenna exceeds 6 dBi.

Note that U-NII-2 band, devices with a maximum e.i.r.p. greater than 500 mW shall implement TPC in order to have the capability to operate at least 6 dB below the maximum permitted e.i.r.p. of 1 W.

3.2.2 Measuring Instruments

See list of measuring equipment of this test report.

3.2.3 Test Procedures

The testing follows Method PM-G of FCC KDB 789033 D02 General UNII Test Procedures New Rules v02r01.

Method PM-G (Measurement using an RF average power meter):

1. Measurement is performed using a wideband RF power meter.
2. The EUT is configured to transmit at its maximum power control level.
3. Measure the average power of the transmitter
4. Since the measurement is made only during the ON time of the transmitter, no duty cycle correction factor is required.

For Straddle Channel, according to KDB 789033 D02 General UNII Test Procedures New Rules v02r01, if the power and PSD of the devices are uniform and comply with the lower limits specified for the U-NII-2 bands, a single measurement over the entire emission bandwidth can be performed to show compliance.

3.2.4 Test Setup

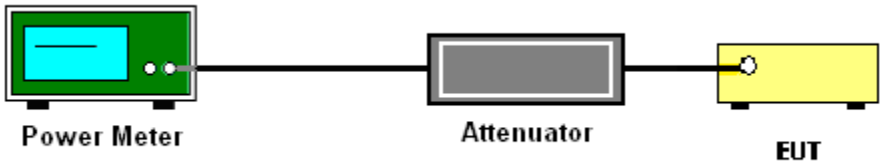

3.2.5 Test Result of Maximum Conducted Output Power

Please refer to Appendix A.

3.3 Power Spectral Density Measurement

3.3.1 Limit of Power Spectral Density

<FCC 14-30 CFR 15.407>

For the 5.25–5.725 GHz bands:

The maximum power spectral density shall not exceed 11 dBm in any 1.0 MHz band.

For Straddle Channel, according to KDB 789033 D02 General UNII Test Procedures New Rules v02r01, if the power and PSD of the devices are uniform and comply with the lower limits specified for the U-NII-2 bands, a single measurement over the entire emission bandwidth can be performed to show compliance.

If transmitting antennas of directional gain greater than 6 dBi are used, the peak output power shall be reduced by the amount in dB that the directional gain of the antenna exceeds 6 dBi.

3.3.2 Measuring Instruments

See list of measuring equipment of this test report.

3.3.3 Test Procedures

The testing follows FCC KDB 789033 D02 General UNII Test Procedures New Rules v02r01.

Section F) Maximum power spectral density.

 # Method SA-2 #

(trace averaging across on and off times of the EUT transmissions, followed by duty cycle correction).

- Measure the duty cycle.
- Set span to encompass the entire emission bandwidth (EBW) of the signal.
- Set RBW = 1 MHz.
- Set VBW ≥ 3 MHz.
- Number of points in sweep ≥ 2 Span / RBW.
- Sweep time = auto.
- Detector = RMS
- Trace average at least 100 traces in power averaging mode.
- Add 10 log(1/x), where x is the duty cycle, to the measured power in order to compute the average power during the actual transmission times. For example, add 10 log(1/0.25) = 6 dB if the duty cycle is 25 percent.

1. The RF output of EUT was connected to the spectrum analyzer by a low loss cable.
2. Each plot has already offset with cable loss, and attenuator loss. Measure the PPSD and record it.

3.3.4 Test Setup

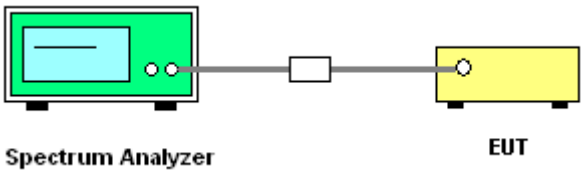

3.3.5 Test Result of Power Spectral Density

Please refer to Appendix A.

Worst Case Power Density (dBm/MHz)

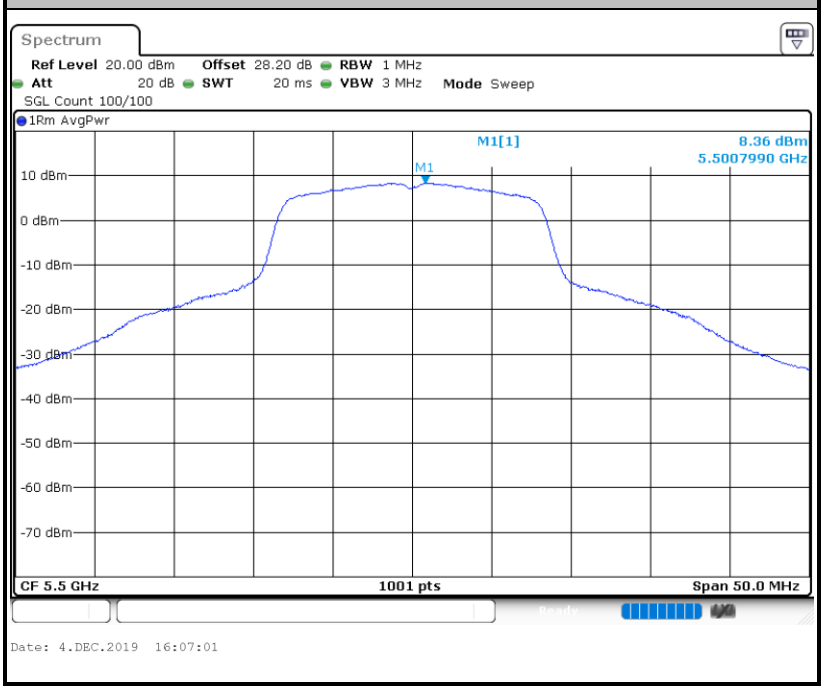

Note: Average Power Density (dB) = Measured value+ Duty Factor

3.4 Unwanted Emissions Measurement

This section is to measure unwanted emissions through radiated measurement for band edge spurious emissions and out of band emissions measurement.

3.4.1 Limit of Unwanted Emissions

(1) For transmitters operating in the 5150-5250 MHz band: all emissions outside of the 5150-5350 MHz band shall not exceed an EIRP of –27dBm/MHz.

For transmitters operating in the 5250-5350 MHz band: all emissions outside of the 5150-5350 MHz band shall not exceed an EIRP of -27 dBm/MHz. Devices operating in the 5250-5350 MHz band that generate emissions in the 5150-5250 MHz band must meet all applicable technical requirements for operation in the 5150-5250 MHz band (including indoor use) or alternatively meet an out-of-band emission EIRP limit of -27 dBm/MHz in the 5150-5250 MHz band.

For transmitters operating in the 5470-5600 MHz and 5650-5725MHz band: all emissions outside of the 5470-5600 MHz and 5650-5725MHz band shall not exceed an EIRP of -27 dBm/MHz.

(2) Unwanted spurious emissions fallen in restricted bands shall comply with the general field strength limits as below table:

Frequency (MHz)	Field Strength (microvolts/meter)	Measurement Distance (meters)
0.009 – 0.490	2400/F(kHz)	300
0.490 – 1.705	24000/F(kHz)	30
1.705 – 30.0	30	30
30 – 88	100	3
88 – 216	150	3
216 - 960	200	3
Above 960	500	3

Note: The following formula is used to convert the EIRP to field strength.

$$E=\frac{1000000\sqrt{30P}}{3}$$ μV/m, where P is the eirp (Watts)

EIRP (dBm)	Field Strength at 3m (dBμV/m)
- 27	68.3

(3) KDB789033 D02 v02r01 G)2)c)

(i) Sections 15.407(b)(1-3) specifies the unwanted emissions limit for the U-NII-1 and U-NII-2 bands. As specified, emissions above 1000 MHz that are outside of the restricted bands are subject to a peak emission limit of −27 dBm/MHz.

(ii) Section 15.407(b)(4) specifies the unwanted emissions limit for the U-NII-3 band. A band emissions mask is specified in Section 15.407(b)(4)(i). The emission limits are based on the use of a peak detector.

3.4.2 Measuring Instruments

See list of measuring equipment of this test report.

3.4.3 Test Procedures

1. The testing follows FCC KDB 789033 D02 General UNII Test Procedures New Rules v02r01.

   Section G) Unwanted emissions measurement.

   (1) Procedure for Unwanted Emissions Measurements Below 1000MHz

   - RBW = 120 kHz
   - VBW = 300 kHz
   - Detector = Peak
   - Trace mode = max hold

   (2) Procedure for Peak Unwanted Emissions Measurements Above 1000 MHz

   - RBW = 1 MHz
   - VBW ≥ 3 MHz
   - Detector = Peak
   - Sweep time = auto
   - Trace mode = max hold

(3) Procedures for Average Unwanted Emissions Measurements Above 1000MHz

- RBW = 1 MHz
- VBW = 10 Hz, when duty cycle is no less than 98 percent.
- VBW ≥ 1/T, when duty cycle is less than 98 percent where T is the minimum transmission duration over which the transmitter is on and is transmitting at its maximum power control level for the tested mode of operation.

2. The EUT was placed on a turntable with 0.8 meter for frequency below 1GHz and 1.5 meter for frequency above 1GHz respectively above ground.
3. The EUT was set 3 meters from the interference receiving antenna which was mounted on the top of a variable height antenna tower.
4. The antenna is a broadband antenna and its height is adjusted between one meter and four meters above ground to find the maximum value of the field strength for both horizontal polarization and vertical polarization of the antenna.
5. For each suspected emission, the EUT was arranged to its worst case and then adjust the antenna tower (from 1 m to 4 m) and turntable (from 0 degree to 360 degrees) to find the maximum reading.
6. For testing below 1GHz, if the emission level of the EUT in peak mode was 3 dB lower than the limit specified, then peak values of EUT will be reported, otherwise, the emissions will be repeated one by one using the CISPR quasi-peak method and reported.
7. For testing above 1GHz, the emission level of the EUT in peak mode was 20dB lower than average limit (that means the emission level in average mode also complies with the limit in average mode), then peak values of EUT will be reported, otherwise, the emissions will be measured in average mode again and reported.

3.4.4 Test Setup

For radiated emissions below 30MHz

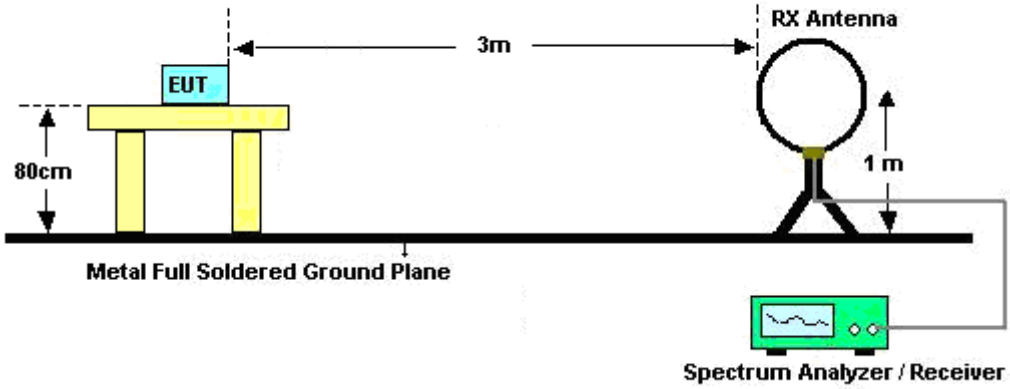

For radiated emissions from 30MHz to 1GHz

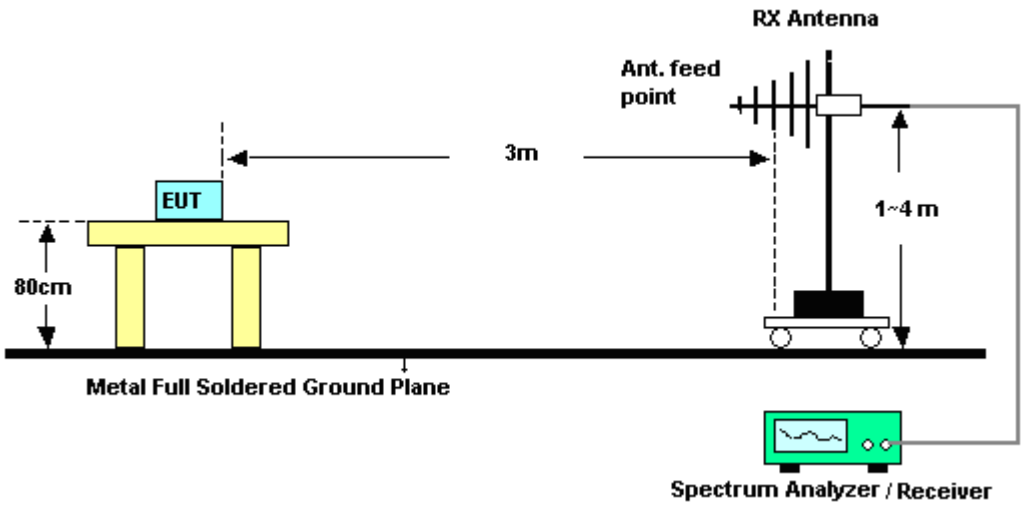

For radiated emissions above 1GHz

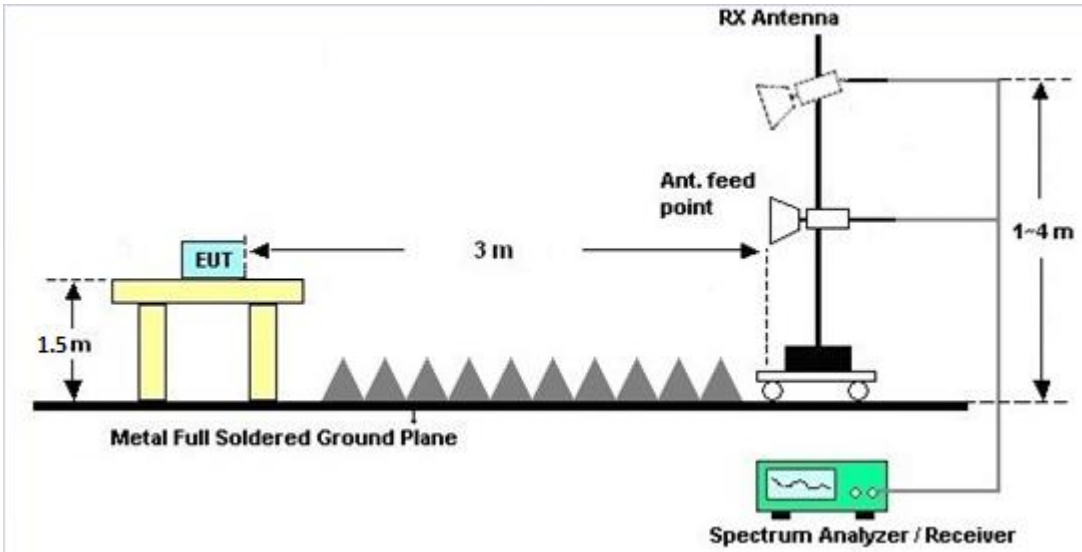

3.4.5 Test Results of Radiated Spurious Emissions (9 kHz ~ 30 MHz)

The low frequency, which started from 9 kHz to 30MHz, was pre-scanned and the result which was 20dB lower than the limit line was not reported.

There is a comparison data of both open-field test site and alternative test site - semi-Anechoic chamber according to 414788 D01 Radiated Test Site v01r01, and the result came out very similar.

3.4.6 Test Result of Radiated Spurious at Band Edges

Please refer to Appendix B and C.

3.4.7 Duty Cycle

Please refer to Appendix D.

3.4.8 Test Result of Radiated Spurious Emissions (30MHz ~ 10th Harmonic)

Please refer to Appendix B and C.

3.5 Automatically Discontinue Transmission

3.5.1 Limit of Automatically Discontinue Transmission

The device shall automatically discontinue transmission in case of either absence of information to transmit or operational failure. These provisions are not intended to preclude the transmission of control or signaling information or the use of repetitive codes used by certain digital technologies to complete frame or burst intervals. Applicants shall include in their application for equipment authorization to describe how this requirement is met.

3.5.2 Measuring Instruments

See list of measuring equipment of this test report.

3.5.3 Test Result of Automatically Discontinue Transmission

While the EUT is not transmitting any information, the EUT can automatically discontinue transmission and become standby mode for power saving. The EUT can detect the controlling signal of ACK message transmitting from remote device and verify whether it shall resend or discontinue transmission.

3.6 Antenna Requirements

3.6.1 Standard Applicable

If transmitting antenna directional gain is greater than 6 dBi, both the peak transmit power and the peak power spectral density shall be reduced by the amount in dB that the directional gain of the antenna exceeds 6 dBi.

3.6.2 Antenna Anti-Replacement Construction

An embedded-in antenna design is used.

3.6.3 Antenna Gain

The antenna peak gain of EUT is less than 6 dBi. Therefore, it is not necessary to reduce maximum peak output power limit.

4 List of Measuring Equipment

Instrument	Manufacturer	Model No.	Serial No.	Characteristics	Calibration Date	Test Date	Due Date	Remark
Loop Antenna	Rohde & Schwarz	HFH2-Z2	100315	9 kHz~30 MHz	Jan. 11, 2019	Nov. 25, 2019~ Nov. 30, 2019	Jan. 10, 2020	Radiation (03CH16-HY)
Bilog Antenna	TESEQ	CBL6111D&00802N1D01N-06	47020&06	30MHz to 1GHz	Oct. 13, 2019	Nov. 25, 2019~ Nov. 30, 2019	Oct. 12, 2020	Radiation (03CH16-HY)
Horn Antenna	SCHWARZBECK	BBHA 9120 D	9120D-1522	1G~18GHz	Sep. 19, 2019	Nov. 25, 2019~ Nov. 30, 2019	Sep. 18, 2020	Radiation (03CH16-HY)
Amplifier	SONOMA	310N	371607	9kHz~1000MHz	Oct. 01, 2019	Nov. 25, 2019~ Nov. 30, 2019	Sep. 30, 2020	Radiation (03CH16-HY)
Preamplifier	Jet-Power	JPA0118-55-303	1710001800054001	1GHz~18GHz	May 19, 2019	Nov. 25, 2019~ Nov. 30, 2019	May 18, 2020	Radiation (03CH16-HY)
Preamplifier	Keysight	83017A	MY53270264	1GHz~26.5GHz	Dec. 12, 2018	Nov. 25, 2019~ Nov. 30, 2019	Dec.11, 2019	Radiation (03CH16-HY)
Preamplifier	EMEC	EM18G40G	060715	18GHz~40GHz	Dec. 06, 2018	Nov. 25, 2019~ Nov. 30, 2019	Dec. 05, 2019	Radiation (03CH16-HY)
EMI Test Receiver	Keysight	N9038A (MXE)	MY55420170	20MHz~8.4GHz	Mar. 08, 2019	Nov. 25, 2019~ Nov. 30, 2019	Mar. 07, 2020	Radiation (03CH16-HY)
Spectrum Analyzer	Agilent	E4446A	MY50180136	3Hz~44GHz	Apr. 29, 2019	Nov. 25, 2019~ Nov. 30, 2019	Apr. 28, 2020	Radiation (03CH16-HY)
RF Cable	HUBER + SUHNER	SUCOFLEX 104	MY11680/4PE	NA	Aug. 30, 2019	Nov. 25, 2019~ Nov. 30, 2019	Aug. 29, 2020	Radiation (03CH16-HY)
RF Cable	HUBER + SUHNER	SUCOFLEX 104	MY11688/4PE	NA	Aug. 30, 2019	Nov. 25, 2019~ Nov. 30, 2019	Aug. 29, 2020	Radiation (03CH16-HY)
RF Cable	HUBER + SUHNER	SUCOFLEX 102	EC-A5-300-5757	NA	Aug. 30, 2019	Nov. 25, 2019~ Nov. 30, 2019	Aug. 29, 2020	Radiation (03CH16-HY)
Hygrometer	TECPEL	DTM-303B	TP161243	N/A	Jun. 17, 2019	Nov. 25, 2019~ Nov. 30, 2019	Jun. 16, 2020	Radiation (03CH16-HY)
Software	Audix	E3 6.2009-8-24	RK-001136	N/A	N/A	Nov. 25, 2019~ Nov. 30, 2019	N/A	Radiation (03CH16-HY)
Hygrometer	Testo	608-H2	41410069	N/A	Jun. 17, 2019	Nov. 22, 2019~ Dec. 04, 2019	Jun. 16, 2020	Conducted (TH05-HY)
Power Sensor	DARE	RPR3006W	16I00054SNO10	10MHz~6GHz	Dec. 19, 2018	Nov. 22, 2019~ Dec. 04, 2019	Dec. 18, 2019	Conducted (TH05-HY)
Signal Analyzer	Rohde & Schwarz	FSV40	101566	10Hz~40GHz	Jul. 15, 2019	Nov. 22, 2019~ Dec. 04, 2019	Jul. 14, 2020	Conducted (TH05-HY)
Switch Box & RF Cable	Burgeon	ETF-058	EC1208382	N/A	Mar. 27, 2019	Nov. 22, 2019~ Dec. 04, 2019	Mar. 26, 2020	Conducted (TH05-HY)

5 Uncertainty of Evaluation

Uncertainty of Radiated Emission Measurement (30 MHz ~ 1000 MHz)

Measuring Uncertainty for a Level of Confidence of 95% (U = 2Uc(y))	4.9

Uncertainty of Radiated Emission Measurement (1000 MHz ~ 18000 MHz)

Measuring Uncertainty for a Level of Confidence of 95% (U = 2Uc(y))	6.7

Uncertainty of Radiated Emission Measurement (18000 MHz ~ 40000 MHz)

Measuring Uncertainty for a Level of Confidence of 95% (U = 2Uc(y))	3.9

Appendix A. Test Result of Conducted Test Items

Test Engineer:	Shiming Liu /Richard Qiu / Luffy Lin	Temperature:	21~25	°C
Test Date:	2019/11/22 ~ 2019/12/04	Relative Humidity:	51~54	%

TEST RESULTS DATA
26dB and 99% OBW

Band II single antenna															
Mod.	Data Rate	NTX	CH.	Freq. (MHz)	99% Bandwidth (MHz)		26 dB Bandwidth (MHz)		IC 99% Bandwidth Power Limit (dBm)		IC 99% Bandwidth EIRP Limit (dBm)		FCC 26dB Bandwidth Power Limit (dBm)		Note
					Ant 1	Ant 2	Ant 1	Ant 2	Ant 1	Ant 2	Ant 1	Ant 2	Ant 1	Ant 2	
11a	6Mbps	1	52	5260	17.68	17.63	35.22	34.57	23.48	23.46	29.48	29.46	23.98	23.98	
11a	6Mbps	1	60	5300	17.58	17.58	34.87	34.07	23.45	23.45	29.45	29.45	23.98	23.98	
11a	6Mbps	1	64	5320	17.73	17.38	34.62	34.07	23.49	23.40	29.49	29.40	23.98	23.98	
HT20	MCS0	1	52	5260	18.08	18.13	34.27	34.17	23.57	23.58	29.57	29.58	23.98	23.98	
HT20	MCS0	1	60	5300	18.13	18.13	34.32	36.76	23.58	23.58	29.58	29.58	23.98	23.98	
HT20	MCS0	1	64	5320	18.13	17.98	34.12	33.57	23.58	23.55	29.58	29.55	23.98	23.98	
HT40	MCS0	1	54	5270	37.16	37.26	69.77	69.95	23.98	23.98	30.00	30.00	23.98	23.98	
HT40	MCS0	1	62	5310	36.66	36.76	67.16	53.68	23.98	23.98	30.00	30.00	23.98	23.98	
VHT80	MCS0	1	58	5290	76.72	76.72	82.00	82.16	23.98	23.98	30.00	30.00	23.98	23.98	

Report Number : FR842408-07

TEST RESULTS DATA
Average Power Table

FCC Band II single antenna													
Mod.	Data Rate	NTX	CH.	Freq. (MHz)	Average Conducted Power (dBm)			FCC Conducted Power Limit (dBm)		DG (dBi)		EIRP Power Limit (dBm)	Pass/Fail
					Ant 1	Ant 2	SUM	Ant 1	Ant 2	Ant 1	Ant 2		
11a	6Mbps	1	52	5260	18.60	18.40		23.98	23.98	1.12	4.31	26.99	Pass
11a	6Mbps	1	60	5300	18.60	18.50		23.98	23.98	1.12	4.31	26.99	Pass
11a	6Mbps	1	64	5320	18.40	17.90		23.98	23.98	1.12	4.31	26.99	Pass
HT20	MCS0	1	52	5260	17.60	17.30		23.98	23.98	1.12	4.31	26.99	Pass
HT20	MCS0	1	60	5300	17.70	17.40		23.98	23.98	1.12	4.31	26.99	Pass
HT20	MCS0	1	64	5320	17.50	16.80		23.98	23.98	1.12	4.31	26.99	Pass
HT40	MCS0	1	54	5270	17.50	17.10		23.98	23.98	1.12	4.31	26.99	Pass
HT40	MCS0	1	62	5310	15.10	13.70		23.98	23.98	1.12	4.31	26.99	Pass
VHT20	MCS0	1	52	5260	17.50	17.20		23.98	23.98	1.12	4.31	26.99	Pass
VHT20	MCS0	1	60	5300	17.60	17.30		23.98	23.98	1.12	4.31	26.99	Pass
VHT20	MCS0	1	64	5320	17.40	16.70		23.98	23.98	1.12	4.31	26.99	Pass
VHT40	MCS0	1	54	5270	17.40	17.00		23.98	23.98	1.12	4.31	26.99	Pass
VHT40	MCS0	1	62	5310	15.00	13.60		23.98	23.98	1.12	4.31	26.99	Pass
VHT80	MCS0	1	58	5290	12.10	11.20		23.98	23.98	1.12	4.31	26.99	Pass

TEST RESULTS DATA
Power Spectral Density

Band II single antenna															
Mod.	Data Rate	NTX	CH.	Freq. (MHz)	Duty Factor (dB)		Average Power Density (dBm/MHz)			Average PSD Limit (dBm/MHz)		DG (dBi)			Pass /Fail
					Ant 1	Ant 2	Ant 1	Ant 2	SUM	Ant 1	Ant 2	Ant 1	Ant 2		
11a	6Mbps	1	52	5260	0.30	0.30	6.55	8.08		11.00	11.00	1.12	4.31		Pass
11a	6Mbps	1	60	5300	0.30	0.30	8.49	7.99		11.00	11.00	1.12	4.31		Pass
11a	6Mbps	1	64	5320	0.30	0.30	8.29	7.62		11.00	11.00	1.12	4.31		Pass
HT20	MCS0	1	52	5260	0.32	0.32	6.96	6.74		11.00	11.00	1.12	4.31		Pass
HT20	MCS0	1	60	5300	0.32	0.32	7.03	6.80		11.00	11.00	1.12	4.31		Pass
HT20	MCS0	1	64	5320	0.32	0.32	6.87	6.23		11.00	11.00	1.12	4.31		Pass
HT40	MCS0	1	54	5270	0.63	0.63	3.72	3.27		11.00	11.00	1.12	4.31		Pass
HT40	MCS0	1	62	5310	0.63	0.63	1.13	-0.03		11.00	11.00	1.12	4.31		Pass
VHT80	MCS0	1	58	5290	1.15	1.17	-6.18	-6.38		11.00	11.00	1.12	4.31		Pass

TEST RESULTS DATA
26dB and 99% OBW

Band III single antenna																
Mod.	Data Rate	NTX	CH.	Freq. (MHz)	99% Bandwidth In U-NII 2C (MHz)		26 dB Bandwidth In U-NII 2C (MHz)		IC 99% Bandwidth Power Limit (dBm)		IC 99% Bandwidth EIRP Limit (dBm)		FCC 26dB Bandwidth Power Limit (dBm)		6 dB Bandwidth for Straddle Channel (MHz)	
					Ant 1	Ant 2	Ant 1	Ant 2	Ant 1	Ant 2	Ant 1	Ant 2	Ant 1	Ant 2	Ant 1	Ant 2
11a	6Mbps	1	100	5500	18.53	17.93	35.12	34.82	23.68	23.54	29.68	29.54	23.98	23.98	----	----
11a	6Mbps	1	116	5580	18.13	18.33	35.96	36.31	23.58	23.63	29.58	29.63	23.98	23.98	----	----
11a	6Mbps	1	140	5700	17.43	17.18	32.82	30.47	23.41	23.35	29.41	29.35	23.98	23.98	----	----
HT20	MCS0	1	100	5500	18.48	18.58	37.21	36.66	23.67	23.69	29.67	29.69	23.98	23.98	----	----
HT20	MCS0	1	116	5580	18.23	18.33	33.87	36.61	23.61	23.63	29.61	29.63	23.98	23.98	----	----
HT20	MCS0	1	140	5700	17.98	17.93	32.77	30.67	23.55	23.54	29.55	29.54	23.98	23.98	----	----
HT40	MCS0	1	102	5510	36.66	36.66	65.90	66.98	23.98	23.98	30.00	30.00	23.98	23.98	----	----
HT40	MCS0	1	110	5550	37.26	37.36	69.95	69.68	23.98	23.98	30.00	30.00	23.98	23.98	----	----
HT40	MCS0	1	134	5670	37.76	37.86	69.95	71.93	23.98	23.98	30.00	30.00	23.98	23.98	----	----
VHT80	MCS0	1	106	5530	76.60	76.84	81.68	82.16	23.98	23.98	30.00	30.00	23.98	23.98	----	----
VHT80	MCS0	1	122	5610	77.68	77.92	140.18	127.55	23.98	23.98	30.00	30.00	23.98	23.98	----	----

Band III straddle channel single antenna																
Mod.	Data Rate	NTX	CH.	Freq. (MHz)	99% Bandwidth In U-NII 2C (MHz)		26 dB Bandwidth In U-NII 2C (MHz)		IC 99% Bandwidth Power Limit (dBm)		IC 99% Bandwidth EIRP Limit (dBm)		FCC 26dB Bandwidth Power Limit (dBm)		6 dB Bandwidth for Straddle Channel (MHz)	
					Ant 1	Ant 2	Ant 1	Ant 2	Ant 1	Ant 2	Ant 1	Ant 2	Ant 1	Ant 2	Ant 1	Ant 2
11a	6Mbps	1	144	5720	14.49	14.44	22.58	22.43	22.61	22.60	28.61	28.60	23.98	23.98	2.543	2.543
HT20	MCS0	1	144	5720	14.24	14.24	22.48	22.23	22.54	22.54	28.54	28.54	23.98	23.98	2.543	2.543
HT40	MCS0	1	142	5710	34.08	34.08	51.95	51.95	23.98	23.98	30.00	30.00	23.98	23.98	2.533	2.533
VHT80	MCS0	1	138	5690	74.20	74.20	109.49	106.61	23.98	23.98	30.00	30.00	23.98	23.98	2.565	2.565

Report Number : FR842408-07

TEST RESULTS DATA
Average Power Table

FCC Band III single antenna													
Mod.	Data Rate	NTX	CH.	Freq. (MHz)	Average Conducted Power (dBm)			FCC Conducted Power Limit (dBm)		DG (dBi)		EIRP Power Limit (dBm)	Pass/Fail
					Ant 1	Ant 2	SUM	Ant 1	Ant 2	Ant 1	Ant 2		
11a	6Mbps	1	100	5500	19.10	18.60		23.98	23.98	0.96	4.25	26.99	Pass
11a	6Mbps	1	116	5580	18.70	18.60		23.98	23.98	0.96	4.25	26.99	Pass
11a	6Mbps	1	140	5700	17.30	16.40		23.98	23.98	0.96	4.25	26.99	Pass
HT20	MCS0	1	100	5500	18.10	18.10		23.98	23.98	0.96	4.25	26.99	Pass
HT20	MCS0	1	116	5580	17.60	17.60		23.98	23.98	0.96	4.25	26.99	Pass
HT20	MCS0	1	140	5700	15.70	14.80		23.98	23.98	0.96	4.25	26.99	Pass
HT40	MCS0	1	102	5510	13.80	13.50		23.98	23.98	0.96	4.25	26.99	Pass
HT40	MCS0	1	110	5550	17.70	17.50		23.98	23.98	0.96	4.25	26.99	Pass
HT40	MCS0	1	134	5670	17.40	17.40		23.98	23.98	0.96	4.25	26.99	Pass
VHT20	MCS0	1	100	5500	18.00	18.00		23.98	23.98	0.96	4.25	26.99	Pass
VHT20	MCS0	1	116	5580	17.50	17.50		23.98	23.98	0.96	4.25	26.99	Pass
VHT20	MCS0	1	140	5700	15.60	14.70		23.98	23.98	0.96	4.25	26.99	Pass
VHT40	MCS0	1	102	5510	13.70	13.40		23.98	23.98	0.96	4.25	26.99	Pass
VHT40	MCS0	1	110	5550	17.60	17.40		23.98	23.98	0.96	4.25	26.99	Pass
VHT40	MCS0	1	134	5670	17.30	17.30		23.98	23.98	0.96	4.25	26.99	Pass
VHT80	MCS0	1	106	5530	11.70	10.40		23.98	23.98	0.96	4.25	26.99	Pass
VHT80	MCS0	1	122	5610	17.70	17.60		23.98	23.98	0.96	4.25	26.99	Pass

FCC Band III straddle channel single antenna													
Mod.	Data Rate	NTX	CH.	Freq. (MHz)	Average Conducted Power (dBm)			FCC Conducted Power Limit (dBm)		DG (dBi)		EIRP Power Limit (dBm)	Pass/Fail
					Ant 1	Ant 2	SUM	Ant 1	Ant 2	Ant 1	Ant 2		
11a	6Mbps	1	144	5720	18.30	18.30		23.98	23.98	0.96	4.25	26.99	Pass
HT20	MCS0	1	144	5720	17.30	17.40		23.98	23.98	0.96	4.25	26.99	Pass
HT40	MCS0	1	142	5710	17.40	17.30		23.98	23.98	0.96	4.25	26.99	Pass
VHT20	MCS0	1	144	5720	17.20	17.30		23.98	23.98	0.96	4.25	26.99	Pass
VHT40	MCS0	1	142	5710	17.30	17.20		23.98	23.98	0.96	4.25	26.99	Pass
VHT80	MCS0	1	138	5690	17.60	17.70		23.98	23.98	0.96	4.25	26.99	Pass

TEST RESULTS DATA
Power Spectral Density

Band III single antenna															
Mod.	Data Rate	NTX	CH.	Freq. (MHz)	Duty Factor (dB)		Average Power Density (dBm/MHz)			Average PSD Limit (dBm/MHz)		DG (dBi)			Pass /Fail
					Ant 1	Ant 2	Ant 1	Ant 2	SUM	Ant 1	Ant 2	Ant 1	Ant 2		
11a	6Mbps	1	100	5500	0.30	0.30	8.66	8.21		11.00	11.00	0.96	4.25		Pass
11a	6Mbps	1	116	5580	0.30	0.30	8.24	8.21		11.00	11.00	0.96	4.25		Pass
11a	6Mbps	1	140	5700	0.30	0.30	6.63	5.87		11.00	11.00	0.96	4.25		Pass
HT20	MCS0	1	100	5500	0.32	0.32	7.48	7.53		11.00	11.00	0.96	4.25		Pass
HT20	MCS0	1	116	5580	0.32	0.32	6.76	6.91		11.00	11.00	0.96	4.25		Pass
HT20	MCS0	1	140	5700	0.32	0.32	4.97	4.24		11.00	11.00	0.96	4.25		Pass
HT40	MCS0	1	102	5510	0.63	0.63	-0.23	-0.31		11.00	11.00	0.96	4.25		Pass
HT40	MCS0	1	110	5550	0.63	0.63	3.59	3.58		11.00	11.00	0.96	4.25		Pass
HT40	MCS0	1	134	5670	0.63	0.63	3.45	3.44		11.00	11.00	0.96	4.25		Pass
VHT80	MCS0	1	106	5530	1.15	1.17	-5.63	-6.75		11.00	11.00	0.96	4.25		Pass
VHT80	MCS0	1	122	5610	1.15	1.17	-0.16	-0.26		11.00	11.00	0.96	4.25		Pass

Band III straddle channel single antenna															
Mod.	Data Rate	NTX	CH.	Freq. (MHz)	Duty Factor (dB)		Average Power Density (dBm/MHz)			Average PSD Limit (dBm/MHz)		DG (dBi)			Pass /Fail
					Ant 1	Ant 2	Ant 1	Ant 2	SUM	Ant 1	Ant 2	Ant 1	Ant 2		
11a	6Mbps	1	144	5720	0.30	0.30	7.81	7.88		11.00	11.00	0.96	4.25		Pass
HT20	MCS0	1	144	5720	0.32	0.32	6.51	6.71		11.00	11.00	0.96	4.25		Pass
HT40	MCS0	1	142	5710	0.63	0.63	3.45	3.31		11.00	11.00	0.96	4.25		Pass
VHT80	MCS0	1	138	5690	1.15	1.17	0.06	0.23		11.00	11.00	0.96	4.25		Pass

Appendix B. Radiated Spurious Emission

Test Engineer :	Jacky Hung, Andy Yang and CR Liao	Temperature :	20~25°C
		Relative Humidity :	50~60%

Band 2 - 5250~5350MHz

WIFI 802.11a (Band Edge @ 3m)

WIFI Ant.	Note	Frequency	Level	Over Limit	Limit Line	Read Level	Antenna Factor	Path Loss	Preamp Factor	Ant Pos	Table Pos	Peak Avg.	Pol.
1		(MHz)	(dBμV/m)	(dB)	(dBμV/m)	(dBμV)	(dB/m)	(dB)	(dB)	(cm)	(deg)	(P/A)	(H/V)
802.11a CH 52 5260MHz		5056.78	54.22	-19.78	74	40.02	31.71	12.2	29.71	189	277	P	H
		5143.48	44.05	-9.95	54	29.75	31.71	12.31	29.72	189	277	A	H
	*	5260	112.57	-	-	98.55	31.3	12.45	29.73	189	277	P	H
	*	5260	105.06	-	-	91.04	31.3	12.45	29.73	189	277	A	H
		5364.72	53.42	-20.58	74	39.34	31.26	12.55	29.73	189	277	P	H
		5361.12	43.57	-10.43	54	29.52	31.24	12.54	29.73	189	277	A	H
		5128.18	54.16	-19.84	74	39.85	31.74	12.29	29.72	190	289	P	V
		5143.14	44.82	-9.18	54	30.52	31.71	12.31	29.72	190	289	A	V
	*	5260	112.43	-	-	98.41	31.3	12.45	29.73	190	289	P	V
	*	5260	104.91	-	-	90.89	31.3	12.45	29.73	190	289	A	V
		5364	53.31	-20.69	74	39.23	31.26	12.55	29.73	190	289	P	V
		5351.52	43.11	-10.89	54	29.1	31.21	12.53	29.73	190	289	A	V
802.11a CH 60 5300MHz		5071.06	54.17	-19.83	74	39.92	31.74	12.22	29.71	194	280	P	H
		5140.76	43.82	-10.18	54	29.51	31.72	12.31	29.72	194	280	A	H
	*	5300	112.34	-	-	98.28	31.3	12.49	29.73	194	280	P	H
	*	5300	104.83	-	-	90.77	31.3	12.49	29.73	194	280	A	H
		5353.2	54.45	-19.55	74	40.43	31.21	12.54	29.73	194	280	P	H
		5354.4	44.37	-9.63	54	30.34	31.22	12.54	29.73	194	280	A	H
		5105.06	54.02	-19.98	74	39.69	31.79	12.26	29.72	187	289	P	V
		5146.2	43.78	-10.22	54	29.47	31.71	12.32	29.72	187	289	A	V
	*	5300	111.53	-	-	97.47	31.3	12.49	29.73	187	289	P	V
	*	5300	103.96	-	-	89.9	31.3	12.49	29.73	187	289	A	V
		5433.84	53.96	-20.04	74	39.52	31.54	12.64	29.74	187	289	P	V
		5351.52	44.11	-9.89	54	30.1	31.21	12.53	29.73	187	289	A	V

802.11a CH 64 5320MHz	*	5320	111.77	-	-	97.74	31.26	12.5	29.73	193	282	P	H
	*	5320	104.27	-	-	90.24	31.26	12.5	29.73	193	282	A	H
		5351.04	61.75	-12.25	74	47.75	31.2	12.53	29.73	193	282	P	H
		5350.08	51.97	-2.03	54	37.97	31.2	12.53	29.73	193	282	A	H
	*	5320	110.63	-	-	96.6	31.26	12.5	29.73	189	288	P	V
	*	5320	103.14	-	-	89.11	31.26	12.5	29.73	189	288	A	V
		5351.2	61.42	-12.58	74	47.42	31.2	12.53	29.73	189	288	P	V
		5350.08	51.48	-2.52	54	37.48	31.2	12.53	29.73	189	288	A	V
Remark	1. No other spurious found. 2. All results are PASS against Peak and Average limit line.												

Band 2 5250~5350MHz

WIFI 802.11a (Harmonic @ 3m)

WIFI Ant. 1	Note	Frequency (MHz)	Level (dBμV/m)	Over Limit (dB)	Limit Line (dBμV/m)	Read Level (dBμV)	Antenna Factor (dB/m)	Path Loss (dB)	Preamp Factor (dB)	Ant Pos (cm)	Table Pos (deg)	Peak Avg. (P/A)	Pol. (H/V)
802.11a CH 52 5260MHz		10520	53.59	-14.61	68.2	53.57	40	19.42	59.4	100	0	P	H
		15780	46.25	-27.75	74	44.38	37.3	24.37	59.8	100	0	P	H
		10520	53.17	-15.03	68.2	53.15	40	19.42	59.4	100	0	P	V
		15780	44.76	-29.24	74	42.89	37.3	24.37	59.8	100	0	P	V
802.11a CH 60 5300MHz		10600	56.51	-17.49	74	56.55	40	19.54	59.58	294	35	P	H
		10600	46.69	-7.31	54	46.73	40	19.54	59.58	294	35	A	H
		15900	49.14	-24.86	74	47.4	37.1	24.36	59.72	100	0	P	H
		10600	53.98	-20.02	74	54.02	40	19.54	59.58	108	313	P	V
		10600	43.83	-10.17	54	43.87	40	19.54	59.58	108	313	A	V
		15900	45.01	-28.99	74	43.27	37.1	24.36	59.72	100	0	P	V
802.11a CH 64 5320MHz		10640	56.13	-17.87	74	56.2	40	19.6	59.67	292	32	P	H
		10640	46	-8	54	46.07	40	19.6	59.67	292	32	A	H
		15960	52.47	-21.53	74	50.76	37.04	24.36	59.69	100	331	P	H
		15960	42.24	-11.76	54	40.53	37.04	24.36	59.69	100	331	A	H
		10640	54.37	-19.63	74	54.44	40	19.6	59.67	108	315	P	V
		10640	43.56	-10.44	54	43.63	40	19.6	59.67	108	315	A	V
		15960	44.68	-29.32	74	42.97	37.04	24.36	59.69	100	0	P	V
Remark	1. No other spurious found. 2. All results are PASS against Peak and Average limit line.												

Band 2 5250~5350MHz

WIFI 802.11n HT20 (Band Edge @ 3m)

WIFI Ant. 1	Note	Frequency (MHz)	Level (dBμV/m)	Over Limit (dB)	Limit Line (dBμV/m)	Read Level (dBμV)	Antenna Factor (dB/m)	Path Loss (dB)	Preamp Factor (dB)	Ant Pos (cm)	Table Pos (deg)	Peak Avg. (P/A)	Pol. (H/V)
802.11n HT20 CH 52 5260MHz		5092.82	53.99	-20.01	74	39.67	31.79	12.25	29.72	197	282	P	H
		5148.24	44.44	-9.56	54	30.14	31.7	12.32	29.72	197	282	A	H
	*	5260	110.71	-	-	96.69	31.3	12.45	29.73	197	282	P	H
	*	5260	103.31	-	-	89.29	31.3	12.45	29.73	197	282	A	H
		5359.2	54.26	-19.74	74	40.21	31.24	12.54	29.73	197	282	P	H
		5352.96	43.05	-10.95	54	29.03	31.21	12.54	29.73	197	282	A	H
		5123.76	54.01	-19.99	74	39.69	31.75	12.29	29.72	181	287	P	V
		5147.56	44.29	-9.71	54	29.99	31.7	12.32	29.72	181	287	A	V
	*	5260	110.3	-	-	96.28	31.3	12.45	29.73	181	287	P	V
	*	5260	103.07	-	-	89.05	31.3	12.45	29.73	181	287	A	V
		5428.56	54.09	-19.91	74	39.69	31.51	12.63	29.74	181	287	P	V
		5355.6	42.98	-11.02	54	28.95	31.22	12.54	29.73	181	287	A	V
802.11n HT20 CH 60 5300MHz		5098.94	54.58	-19.42	74	40.25	31.8	12.25	29.72	194	283	P	H
		5101.32	43.82	-10.18	54	29.48	31.8	12.26	29.72	194	283	A	H
	*	5300	110.73	-	-	96.67	31.3	12.49	29.73	194	283	P	H
	*	5300	103.53	-	-	89.47	31.3	12.49	29.73	194	283	A	H
		5356.32	56.13	-17.87	74	42.09	31.23	12.54	29.73	194	283	P	H
		5353.2	44.19	-9.81	54	30.17	31.21	12.54	29.73	194	283	A	H
		5083.3	54.58	-19.42	74	40.29	31.77	12.23	29.71	191	288	P	V
		5144.5	43.82	-10.18	54	29.51	31.71	12.32	29.72	191	288	A	V
	*	5300	109.94	-	-	95.88	31.3	12.49	29.73	191	288	P	V
	*	5300	102.69	-	-	88.63	31.3	12.49	29.73	191	288	A	V
		5429.28	53.52	-20.48	74	39.1	31.52	12.64	29.74	191	288	P	V
		5351.04	43.96	-10.04	54	29.96	31.2	12.53	29.73	191	288	A	V

802.11n HT20 CH 64 5320MHz	*	5320	110.57	-	-	96.54	31.26	12.5	29.73	193	283	P	H
	*	5320	103.34	-	-	89.31	31.26	12.5	29.73	193	283	A	H
		5351.2	62.53	-11.47	74	48.53	31.2	12.53	29.73	193	283	P	H
		5350.56	51.41	-2.59	54	37.41	31.2	12.53	29.73	193	283	A	H
	*	5320	109.04	-	-	95.01	31.26	12.5	29.73	187	288	P	V
	*	5320	101.88	-	-	87.85	31.26	12.5	29.73	187	288	A	V
		5350.56	62.56	-11.44	74	48.56	31.2	12.53	29.73	187	288	P	V
		5350.72	49.94	-4.06	54	35.94	31.2	12.53	29.73	187	288	A	V
Remark	1. No other spurious found. 2. All results are PASS against Peak and Average limit line.												

Band 2 5250~5350MHz

WIFI 802.11n HT20 (Harmonic @ 3m)

WIFI Ant. 1	Note	Frequency (MHz)	Level (dBμV/m)	Over Limit (dB)	Limit Line (dBμV/m)	Read Level (dBμV)	Antenna Factor (dB/m)	Path Loss (dB)	Preamp Factor (dB)	Ant Pos (cm)	Table Pos (deg)	Peak Avg. (P/A)	Pol. (H/V)
802.11n HT20 CH 52 5260MHz		10520	54.2	-14	68.2	54.18	40	19.42	59.4	100	0	P	H
		15780	45.69	-28.31	74	43.82	37.3	24.37	59.8	100	0	P	H
		10520	52.08	-16.12	68.2	52.06	40	19.42	59.4	100	0	P	V
		15780	45.04	-28.96	74	43.17	37.3	24.37	59.8	100	0	P	V
802.11n HT20 CH 60 5300MHz		10600	56.7	-17.3	74	56.74	40	19.54	59.58	296	35	P	H
		10600	45.47	-8.53	54	45.51	40	19.54	59.58	296	35	A	H
		15900	47.32	-26.68	74	45.58	37.1	24.36	59.72	100	0	P	H
		10600	53.47	-20.53	74	53.51	40	19.54	59.58	105	315	P	V
		10600	42.81	-11.19	54	42.85	40	19.54	59.58	105	315	A	V
		15900	44.88	-29.12	74	43.14	37.1	24.36	59.72	100	0	P	V
802.11n HT20 CH 64 5320MHz		10640	57.09	-16.91	74	57.16	40	19.6	59.67	294	34	P	H
		10640	45.25	-8.75	54	45.32	40	19.6	59.67	294	34	A	H
		15960	49.51	-24.49	74	47.8	37.04	24.36	59.69	100	0	P	H
		10640	54.17	-19.83	74	54.24	40	19.6	59.67	108	314	P	V
		10640	42.99	-11.01	54	43.06	40	19.6	59.67	108	314	A	V
		15960	45.25	-28.75	74	43.54	37.04	24.36	59.69	100	0	P	V
Remark	1. No other spurious found. 2. All results are PASS against Peak and Average limit line.												

Band 2 5250~5350MHz

WIFI 802.11n HT40 (Band Edge @ 3m)

WIFI Ant. 1	Note	Frequency (MHz)	Level (dBμV/m)	Over Limit (dB)	Limit Line (dBμV/m)	Read Level (dBμV)	Antenna Factor (dB/m)	Path Loss (dB)	Preamp Factor (dB)	Ant Pos (cm)	Table Pos (deg)	Peak Avg. (P/A)	Pol. (H/V)
802.11n HT40 CH 54 5270MHz		5138.38	54.48	-19.52	74	40.17	31.72	12.31	29.72	194	280	P	H
		5148.92	45.27	-8.73	54	30.97	31.7	12.32	29.72	194	280	A	H
	*	5270	107.64	-	-	93.61	31.3	12.46	29.73	194	280	P	H
	*	5270	100.41	-	-	86.38	31.3	12.46	29.73	194	280	A	H
		5351.52	55.82	-18.18	74	41.81	31.21	12.53	29.73	194	280	P	H
		5351.76	45.59	-8.41	54	31.58	31.21	12.53	29.73	194	280	A	H
		5130.22	53.45	-20.55	74	39.13	31.74	12.3	29.72	180	291	P	V
		5149.94	45.42	-8.58	54	31.12	31.7	12.32	29.72	180	291	A	V
	*	5270	107.31	-	-	93.28	31.3	12.46	29.73	180	291	P	V
	*	5270	100.08	-	-	86.05	31.3	12.46	29.73	180	291	A	V
		5351.76	56.11	-17.89	74	42.1	31.21	12.53	29.73	180	291	P	V
		5350.08	45.26	-8.74	54	31.26	31.2	12.53	29.73	180	291	A	V
802.11n HT40 CH 62 5310MHz		5140.08	53.97	-20.03	74	39.66	31.72	12.31	29.72	208	281	P	H
		5147.9	44.31	-9.69	54	30.01	31.7	12.32	29.72	208	281	A	H
	*	5310	104.19	-	-	90.15	31.28	12.49	29.73	208	281	P	H
	*	5310	97.1	-	-	83.06	31.28	12.49	29.73	208	281	A	H
		5350.56	64.21	-9.79	74	50.21	31.2	12.53	29.73	208	281	P	H
		5350.56	52.36	-1.64	54	38.36	31.2	12.53	29.73	208	281	A	H
		5124.1	53.83	-20.17	74	39.51	31.75	12.29	29.72	201	287	P	V
		5133.96	44.36	-9.64	54	30.05	31.73	12.3	29.72	201	287	A	V
	*	5310	103.61	-	-	89.57	31.28	12.49	29.73	201	287	P	V
	*	5310	96.53	-	-	82.49	31.28	12.49	29.73	201	287	A	V
		5350.32	65.35	-8.65	74	51.35	31.2	12.53	29.73	201	287	P	V
		5350.56	52.59	-1.41	54	38.59	31.2	12.53	29.73	201	287	A	V
Remark	1. No other spurious found. 2. All results are PASS against Peak and Average limit line.												

Band 2 5250~5350MHz

WIFI 802.11n HT40 (Harmonic @ 3m)

WIFI Ant. 1	Note	Frequency (MHz)	Level (dBμV/m)	Over Limit (dB)	Limit Line (dBμV/m)	Read Level (dBμV)	Antenna Factor (dB/m)	Path Loss (dB)	Preamp Factor (dB)	Ant Pos (cm)	Table Pos (deg)	Peak Avg. (P/A)	Pol. (H/V)
802.11n HT40 CH 54 5270MHz		10540	50.61	-17.59	68.2	50.61	40	19.45	59.45	100	0	P	H
		15810	47.13	-26.87	74	45.26	37.28	24.37	59.78	100	0	P	H
		10540	49.37	-18.83	68.2	49.37	40	19.45	59.45	100	0	P	V
		15810	46.66	-27.34	74	44.79	37.28	24.37	59.78	100	0	P	V
802.11n HT40 CH 62 5310MHz		10620	49.1	-24.9	74	49.16	40	19.57	59.63	100	0	P	H
		15930	46.34	-27.66	74	44.6	37.07	24.37	59.7	100	0	P	H
		10620	49.25	-24.75	74	49.31	40	19.57	59.63	100	0	P	V
		15930	45.89	-28.11	74	44.15	37.07	24.37	59.7	100	0	P	V
Remark	1. No other spurious found. 2. All results are PASS against Peak and Average limit line.												

Band 2 5250~5350MHz

WIFI 802.11ac VHT80 (Band Edge @ 3m)

WIFI Ant. 1	Note	Frequency (MHz)	Level (dBμV/m)	Over Limit (dB)	Limit Line (dBμV/m)	Read Level (dBμV)	Antenna Factor (dB/m)	Path Loss (dB)	Preamp Factor (dB)	Ant Pos (cm)	Table Pos (deg)	Peak Avg. (P/A)	Pol. (H/V)
802.11ac VHT80 CH 58 5290MHz		5130.56	54.32	-19.68	74	40	31.74	12.3	29.72	195	281	P	H
		5102.34	46.12	-7.88	54	31.78	31.8	12.26	29.72	195	281	A	H
	*	5290	100.35	-	-	86.3	31.3	12.48	29.73	195	281	P	H
	*	5290	92.87	-	-	78.82	31.3	12.48	29.73	195	281	A	H
		5351.28	60.7	-13.3	74	46.69	31.21	12.53	29.73	195	281	P	H
		5351.04	53.29	-0.71	54	39.29	31.2	12.53	29.73	195	281	A	H
		5086.02	53.52	-20.48	74	39.23	31.77	12.24	29.72	175	292	P	V
		5088.06	45.42	-8.58	54	31.12	31.78	12.24	29.72	175	292	A	V
	*	5290	98.7	-	-	84.65	31.3	12.48	29.73	175	292	P	V
	*	5290	91.35	-	-	77.3	31.3	12.48	29.73	175	292	A	V
		5351.28	61.78	-12.22	74	47.77	31.21	12.53	29.73	175	292	P	V
		5351.28	52.67	-1.33	54	38.66	31.21	12.53	29.73	175	292	A	V
Remark	1. No other spurious found. 2. All results are PASS against Peak and Average limit line.												

Band 2 5250~5350MHz

WIFI 802.11ac VHT80 (Harmonic @ 3m)

WIFI Ant. 1	Note	Frequency (MHz)	Level (dBμV/m)	Over Limit (dB)	Limit Line (dBμV/m)	Read Level (dBμV)	Antenna Factor (dB/m)	Path Loss (dB)	Preamp Factor (dB)	Ant Pos (cm)	Table Pos (deg)	Peak Avg. (P/A)	Pol. (H/V)
802.11ac		10580	46.91	-21.29	68.2	46.94	40	19.51	59.54	100	0	P	H
VHT80		15870	44.66	-29.34	74	42.87	37.16	24.37	59.74	100	0	P	H
CH 58		10580	47.95	-20.25	68.2	47.98	40	19.51	59.54	100	0	P	V
5290MHz		15870	45.79	-28.21	74	44	37.16	24.37	59.74	100	0	P	V
Remark	1. No other spurious found. 2. All results are PASS against Peak and Average limit line.												

Band 3 - 5470~5725MHz

WIFI 802.11a (Band Edge @ 3m)

WIFI Ant. 1	Note	Frequency (MHz)	Level (dBμV/m)	Over Limit (dB)	Limit Line (dBμV/m)	Read Level (dBμV)	Antenna Factor (dB/m)	Path Loss (dB)	Preamp Factor (dB)	Ant Pos (cm)	Table Pos (deg)	Peak Avg. (P/A)	Pol. (H/V)
802.11a CH 100 5500MHz		5459.12	60.11	-13.89	74	45.54	31.62	12.69	29.74	102	11	P	H
		5470	64.17	-4.03	68.2	49.56	31.64	12.71	29.74	102	11	P	H
		5459.92	49.41	-4.59	54	34.84	31.62	12.69	29.74	102	11	A	H
	*	5500	110.63	-	-	95.9	31.7	12.77	29.74	102	11	P	H
	*	5500	103.3	-	-	88.57	31.7	12.77	29.74	102	11	A	H
		5458.96	62.25	-11.75	74	47.68	31.62	12.69	29.74	100	318	P	V
		5469.04	65.55	-2.65	68.2	50.94	31.64	12.71	29.74	100	318	P	V
		5459.92	50.56	-3.44	54	35.99	31.62	12.69	29.74	100	318	A	V
	*	5500	111.4	-	-	96.67	31.7	12.77	29.74	100	318	P	V
	*	5500	103.97	-	-	89.24	31.7	12.77	29.74	100	318	A	V
802.11a CH 116 5580MHz		5449.36	55.23	-18.77	74	40.7	31.6	12.67	29.74	100	13	P	H
		5463.04	52.76	-15.44	68.2	38.17	31.63	12.7	29.74	100	13	P	H
		5454.16	43.32	-10.68	54	28.77	31.61	12.68	29.74	100	13	A	H
	*	5580	110.86	-	-	95.98	31.74	12.92	29.78	100	13	P	H
	*	5580	103.4	-	-	88.52	31.74	12.92	29.78	100	13	A	H
		5733.815	53.55	-14.65	68.2	38.29	31.94	13.17	29.85	100	13	P	H
		5455.84	54.22	-19.78	74	39.66	31.61	12.69	29.74	100	325	P	V
		5468.8	52.84	-15.36	68.2	38.23	31.64	12.71	29.74	100	325	P	V
		5456.8	43.9	-10.1	54	29.34	31.61	12.69	29.74	100	325	A	V
	*	5580	111.22	-	-	96.34	31.74	12.92	29.78	100	325	P	V
	*	5580	103.85	-	-	88.97	31.74	12.92	29.78	100	325	A	V
		5740.745	53.37	-14.83	68.2	38.08	31.96	13.19	29.86	100	325	P	V

802.11a CH 140 5700MHz	*	5700	110.16	-	-	95.08	31.8	13.12	29.84	256	256	P	H
	*	5700	102.78	-	-	87.7	31.8	13.12	29.84	256	256	A	H
		5725.16	67.47	-0.73	68.2	52.26	31.9	13.16	29.85	256	256	P	H
	*	5700	109.06	-	-	93.98	31.8	13.12	29.84	392	293	P	V
	*	5700	101.47	-	-	86.39	31.8	13.12	29.84	392	293	A	V
		5725.56	64.88	-3.32	68.2	49.67	31.9	13.16	29.85	392	293	P	V
Remark	1. No other spurious found. 2. All results are PASS against Peak and Average limit line.												

Band 3 - 5470~5725MHz

WIFI 802.11a (Harmonic @ 3m)

WIFI Ant. 1	Note	Frequency (MHz)	Level (dBμV/m)	Over Limit (dB)	Limit Line (dBμV/m)	Read Level (dBμV)	Antenna Factor (dB/m)	Path Loss (dB)	Preamp Factor (dB)	Ant Pos (cm)	Table Pos (deg)	Peak Avg. (P/A)	Pol. (H/V)
802.11a CH 100 5500MHz		11000	60.01	-13.99	74	59.96	40.4	20.13	60.48	100	0	P	H
		11000	49.6	-4.4	54	49.55	40.4	20.13	60.48	100	0	A	H
		16500	51.23	-16.97	68.2	46.15	38.8	25.22	58.94	100	0	P	H
		11000	57.48	-16.52	74	57.43	40.4	20.13	60.48	400	324	P	V
		11000	47.33	-6.67	54	47.28	40.4	20.13	60.48	400	324	A	V
		16500	48.31	-19.89	68.2	43.23	38.8	25.22	58.94	100	0	P	V
802.11a CH 116 5580MHz		11160	58.74	-15.26	74	59.03	39.98	20.3	60.57	100	1	P	H
		11160	48.51	-5.49	54	48.8	39.98	20.3	60.57	100	1	A	H
		16740	50.07	-18.13	68.2	43.02	39.8	25.63	58.38	100	0	P	H
		11160	58.52	-15.48	74	58.81	39.98	20.3	60.57	296	247	P	V
		11160	48.51	-5.49	54	48.8	39.98	20.3	60.57	296	247	A	V
		16740	49.53	-18.67	68.2	42.48	39.8	25.63	58.38	100	0	P	V
802.11a CH 140 5700MHz		11400	54.2	-19.8	74	54.23	40.1	20.57	60.7	100	6	P	H
		11400	43.99	-10.01	54	44.02	40.1	20.57	60.7	100	6	A	H
		17100	49.55	-18.65	68.2	40.41	40.3	26.25	57.41	100	0	P	H
		11400	54.13	-19.87	74	54.16	40.1	20.57	60.7	279	244	P	V
		11400	43.61	-10.39	54	43.64	40.1	20.57	60.7	279	244	A	V
		17100	49.54	-18.66	68.2	40.4	40.3	26.25	57.41	100	0	P	V
Remark	1. No other spurious found. 2. All results are PASS against Peak and Average limit line.												

Band 3 - 5470~5725MHz

WIFI 802.11n HT20 (Band Edge @ 3m)

WIFI Ant. 1	Note	Frequency (MHz)	Level (dBμV/m)	Over Limit (dB)	Limit Line (dBμV/m)	Read Level (dBμV)	Antenna Factor (dB/m)	Path Loss (dB)	Preamp Factor (dB)	Ant Pos (cm)	Table Pos (deg)	Peak Avg. (P/A)	Pol. (H/V)
802.11n HT20 CH 100 5500MHz		5459.44	60.69	-13.31	74	46.12	31.62	12.69	29.74	159	325	P	H
		5468.08	64.78	-3.42	68.2	50.17	31.64	12.71	29.74	159	325	P	H
		5460	48.18	-5.82	54	33.61	31.62	12.69	29.74	159	325	A	H
	*	5500	109.79	-	-	95.06	31.7	12.77	29.74	159	325	P	H
	*	5500	102.52	-	-	87.79	31.7	12.77	29.74	159	325	A	H
		5459.92	61.14	-12.86	74	46.57	31.62	12.69	29.74	162	289	P	V
		5468.4	63.52	-4.68	68.2	48.91	31.64	12.71	29.74	162	289	P	V
		5459.92	47.75	-6.25	54	33.18	31.62	12.69	29.74	162	289	A	V
	*	5500	109.07	-	-	94.34	31.7	12.77	29.74	162	289	P	V
	*	5500	101.75	-	-	87.02	31.7	12.77	29.74	162	289	A	V
802.11n HT20 CH 116 5580MHz		5459.44	53.88	-20.12	74	39.31	31.62	12.69	29.74	157	325	P	H
		5462.8	53.68	-14.52	68.2	39.09	31.63	12.7	29.74	157	325	P	H
		5456.56	43.72	-10.28	54	29.16	31.61	12.69	29.74	157	325	A	H
	*	5580	110.52	-	-	95.64	31.74	12.92	29.78	157	325	P	H
	*	5580	103.36	-	-	88.48	31.74	12.92	29.78	157	325	A	H
		5742.005	52.85	-15.35	68.2	37.55	31.97	13.19	29.86	157	325	P	H
		5371.12	53.8	-20.2	74	39.7	31.28	12.55	29.73	143	13	P	V
		5463.76	52.97	-15.23	68.2	38.38	31.63	12.7	29.74	143	13	P	V
		5453.68	42.73	-11.27	54	28.18	31.61	12.68	29.74	143	13	A	V
	*	5580	110.36	-	-	95.48	31.74	12.92	29.78	143	13	P	V
	*	5580	102.17	-	-	87.29	31.74	12.92	29.78	143	13	A	V
		5750.51	53.29	-14.91	68.2	37.95	32	13.2	29.86	143	13	P	V

802.11n HT20 CH 140 5700MHz	*	5700	107.03	-	-	91.95	31.8	13.12	29.84	100	285	P	H
	*	5700	99.89	-	-	84.81	31.8	13.12	29.84	100	285	A	H
		5725.72	66.64	-1.56	68.2	51.43	31.9	13.16	29.85	100	285	P	H
	*	5700	106.92	-	-	91.84	31.8	13.12	29.84	394	298	P	V
	*	5700	99.97	-	-	84.89	31.8	13.12	29.84	394	298	A	V
		5725.24	66.11	-2.09	68.2	50.9	31.9	13.16	29.85	394	298	P	V
Remark	1. No other spurious found. 2. All results are PASS against Peak and Average limit line.												

Band 3 - 5470~5725MHz

WIFI 802.11n HT20 (Harmonic @ 3m)

WIFI Ant. 1	Note	Frequency (MHz)	Level (dBμV/m)	Over Limit (dB)	Limit Line (dBμV/m)	Read Level (dBμV)	Antenna Factor (dB/m)	Path Loss (dB)	Preamp Factor (dB)	Ant Pos (cm)	Table Pos (deg)	Peak Avg. (P/A)	Pol. (H/V)
802.11n HT20 CH 100 5500MHz		11000	60.09	-13.91	74	60.04	40.4	20.13	60.48	100	357	P	H
		11000	45.89	-8.11	54	45.84	40.4	20.13	60.48	100	357	A	H
		16500	52.85	-15.35	68.2	47.77	38.8	25.22	58.94	100	0	P	H
		11000	57.11	-16.89	74	57.06	40.4	20.13	60.48	396	7	P	V
		11000	43.47	-10.53	54	43.42	40.4	20.13	60.48	396	7	A	V
		16500	49.28	-18.92	68.2	44.2	38.8	25.22	58.94	100	0	P	V
802.11n HT20 CH 116 5580MHz		11160	58.68	-15.32	74	58.97	39.98	20.3	60.57	102	356	P	H
		11160	44.6	-9.4	54	44.89	39.98	20.3	60.57	102	356	A	H
		16740	51.62	-16.58	68.2	44.57	39.8	25.63	58.38	100	0	P	H
		11160	57.44	-16.56	74	57.73	39.98	20.3	60.57	400	315	P	V
		11160	43.33	-10.67	54	43.62	39.98	20.3	60.57	400	315	A	V
		16740	50.65	-17.55	68.2	43.6	39.8	25.63	58.38	100	0	P	V
802.11n HT20 CH 140 5700MHz		11400	55.37	-18.63	74	55.4	40.1	20.57	60.7	100	4	P	H
		11400	40.44	-13.56	54	40.47	40.1	20.57	60.7	100	4	A	H
		17100	50.24	-17.96	68.2	41.1	40.3	26.25	57.41	100	0	P	H
		11400	54	-20	74	54.03	40.1	20.57	60.7	275	239	P	V
		11400	39.72	-14.28	54	39.75	40.1	20.57	60.7	275	239	A	V
		17100	50.35	-17.85	68.2	41.21	40.3	26.25	57.41	100	0	P	V
Remark	1. No other spurious found. 2. All results are PASS against Peak and Average limit line.												

Band 3 - 5470~5725MHz

WIFI 802.11n HT40 (Band Edge @ 3m)

WIFI Ant. 1	Note	Frequency (MHz)	Level (dBμV/m)	Over Limit (dB)	Limit Line (dBμV/m)	Read Level (dBμV)	Antenna Factor (dB/m)	Path Loss (dB)	Preamp Factor (dB)	Ant Pos (cm)	Table Pos (deg)	Peak Avg. (P/A)	Pol. (H/V)
802.11n HT40 CH 102 5510MHz		5452	57.67	-16.33	74	43.13	31.6	12.68	29.74	165	334	P	H
		5469.76	67.24	-0.96	68.2	52.63	31.64	12.71	29.74	165	334	P	H
		5459.92	47.71	-6.29	54	33.14	31.62	12.69	29.74	165	334	A	H
	*	5510	102	-	-	87.23	31.72	12.79	29.74	165	334	P	H
	*	5510	94.8	-	-	80.03	31.72	12.79	29.74	165	334	A	H
		5759.33	54.41	-13.79	68.2	39.04	32.02	13.21	29.86	165	334	P	H
		5452	58.29	-15.71	74	43.75	31.6	12.68	29.74	165	289	P	V
		5468.08	66.71	-1.49	68.2	52.1	31.64	12.71	29.74	165	289	P	V
		5459.68	47.67	-6.33	54	33.1	31.62	12.69	29.74	165	289	A	V
	*	5510	101.92	-	-	87.15	31.72	12.79	29.74	165	289	P	V
	*	5510	94.63	-	-	79.86	31.72	12.79	29.74	165	289	A	V
		5750.825	54.53	-13.67	68.2	39.19	32	13.2	29.86	165	289	P	V
802.11n HT40 CH 110 5550MHz		5457.28	57.26	-16.74	74	42.7	31.61	12.69	29.74	158	333	P	H
		5468.56	57.96	-10.24	68.2	43.35	31.64	12.71	29.74	158	333	P	H
		5459.44	46.27	-7.73	54	31.7	31.62	12.69	29.74	158	333	A	H
	*	5550	106.7	-	-	91.8	31.8	12.86	29.76	158	333	P	H
	*	5550	99.19	-	-	84.29	31.8	12.86	29.76	158	333	A	H
		5765	54.69	-13.51	68.2	39.31	32.03	13.22	29.87	158	333	P	H
		5454.16	55.13	-18.87	74	40.58	31.61	12.68	29.74	183	287	P	V
		5463.52	58	-10.2	68.2	43.41	31.63	12.7	29.74	183	287	P	V
		5458.96	45.77	-8.23	54	31.2	31.62	12.69	29.74	183	287	A	V
	*	5550	105.73	-	-	90.83	31.8	12.86	29.76	183	287	P	V
	*	5550	98.38	-	-	83.48	31.8	12.86	29.76	183	287	A	V
		5759.33	54.26	-13.94	68.2	38.89	32.02	13.21	29.86	183	287	P	V

802.11n HT40 CH 134 5670MHz		5406	51.79	-22.21	74	37.51	31.42	12.59	29.73	260	254	P	H
		5467.95	51.62	-16.58	68.2	37.01	31.64	12.71	29.74	260	254	P	H
		5455	43.3	-10.7	54	28.75	31.61	12.68	29.74	260	254	P	H
	*	5670	106.58	-	-	91.59	31.74	13.07	29.82	260	254	P	H
	*	5670	99.3	-	-	84.31	31.74	13.07	29.82	260	254	A	H
		5725.45	67.32	-0.88	68.2	52.11	31.9	13.16	29.85	260	254	P	H
		5458.15	53.58	-20.42	74	39.01	31.62	12.69	29.74	400	297	P	V
		5467.6	52.37	-15.83	68.2	37.76	31.64	12.71	29.74	400	297	P	V
		5447.3	43.35	-10.65	54	28.83	31.59	12.67	29.74	400	297	A	V
	*	5670	104.77	-	-	89.78	31.74	13.07	29.82	400	297	P	V
	*	5670	97.47	-	-	82.48	31.74	13.07	29.82	400	297	A	V
		5725.625	64.59	-3.61	68.2	49.38	31.9	13.16	29.85	400	297	P	V
Remark	1. No other spurious found. 2. All results are PASS against Peak and Average limit line.												

Band 3 - 5470~5725MHz

WIFI 802.11n HT40 (Harmonic @ 3m)

WIFI Ant. 1	Note	Frequency (MHz)	Level (dBμV/m)	Over Limit (dB)	Limit Line (dBμV/m)	Read Level (dBμV)	Antenna Factor (dB/m)	Path Loss (dB)	Preamp Factor (dB)	Ant Pos (cm)	Table Pos (deg)	Peak Avg. (P/A)	Pol. (H/V)
802.11n HT40 CH 102 5510MHz		11020	52.81	-21.19	74	52.81	40.34	20.15	60.49	100	0	P	H
		11020	38.5	-15.5	54	38.5	40.34	20.15	60.49	100	0	A	H
		16530	48.29	-19.91	68.2	42.94	38.95	25.27	58.87	100	0	P	H
		11020	48.68	-25.32	74	48.68	40.34	20.15	60.49	100	0	P	V
		16530	48.87	-19.33	68.2	43.52	38.95	25.27	58.87	100	0	P	V
802.11n HT40 CH 110 5550MHz		11100	56.6	-17.4	74	56.8	40.1	20.24	60.54	100	357	P	H
		11100	43.75	-10.25	54	43.95	40.1	20.24	60.54	100	357	A	H
		16650	49.86	-18.34	68.2	43.53	39.45	25.47	58.59	100	0	P	H
		11100	53.32	-20.68	74	53.52	40.1	20.24	60.54	113	8	P	V
		11100	40.66	-13.34	54	40.86	40.1	20.24	60.54	113	8	A	V
		16650	49.32	-18.88	68.2	42.99	39.45	25.47	58.59	100	0	P	V
802.11n HT40 CH 134 5670MHz		11340	49.39	-24.61	74	49.64	39.92	20.5	60.67	100	0	P	H
		17010	51.47	-16.73	68.2	42.53	40.57	26.1	57.73	100	0	P	H
		11340	47.5	-26.5	74	47.75	39.92	20.5	60.67	100	0	P	V
		17010	51.26	-16.94	68.2	42.32	40.57	26.1	57.73	100	0	P	V
Remark	1. No other spurious found. 2. All results are PASS against Peak and Average limit line.												

Band 3 - 5470~5725MHz

WIFI 802.11ac VHT80 (Band Edge @ 3m)

WIFI Ant. 1	Note	Frequency (MHz)	Level (dBμV/m)	Over Limit (dB)	Limit Line (dBμV/m)	Read Level (dBμV)	Antenna Factor (dB/m)	Path Loss (dB)	Preamp Factor (dB)	Ant Pos (cm)	Table Pos (deg)	Peak Avg. (P/A)	Pol. (H/V)
802.11ac VHT80 CH 106 5530MHz		5455.36	59.84	-14.16	74	45.28	31.61	12.69	29.74	160	334	P	H
		5467.6	61.61	-6.59	68.2	47	31.64	12.71	29.74	160	334	P	H
		5459.2	52.97	-1.03	54	38.4	31.62	12.69	29.74	160	334	A	H
	*	5530	97.94	-	-	83.1	31.76	12.83	29.75	160	334	P	H
	*	5530	89.8	-	-	74.96	31.76	12.83	29.75	160	334	A	H
		5744.84	53.49	-14.71	68.2	38.18	31.98	13.19	29.86	160	334	P	H
		5455.84	59.38	-14.62	74	44.82	31.61	12.69	29.74	151	16	P	V
		5462.08	60.48	-7.72	68.2	45.9	31.62	12.7	29.74	151	16	P	V
		5458.48	51.59	-2.41	54	37.02	31.62	12.69	29.74	151	16	A	V
	*	5530	97.01	-	-	82.17	31.76	12.83	29.75	151	16	P	V
	*	5530	89.94	-	-	75.1	31.76	12.83	29.75	151	16	A	V
		5761.85	54.14	-14.06	68.2	38.77	32.02	13.22	29.87	151	16	P	V
802.11ac VHT80 CH 122 5610MHz		5452.2	55.29	-18.71	74	40.75	31.6	12.68	29.74	165	327	P	H
		5467.25	57.84	-10.36	68.2	43.24	31.63	12.71	29.74	165	327	P	H
		5457.1	48.7	-5.3	54	34.14	31.61	12.69	29.74	165	327	A	H
	*	5610	104.25	-	-	89.36	31.7	12.98	29.79	165	327	P	H
	*	5610	96.76	-	-	81.87	31.7	12.98	29.79	165	327	A	H
		5730.35	61.41	-6.79	68.2	46.17	31.92	13.17	29.85	165	327	P	H
		5452.55	56.99	-17.01	74	42.44	31.61	12.68	29.74	161	13	P	V
		5465.15	56.26	-11.94	68.2	41.67	31.63	12.7	29.74	161	13	P	V
		5455	48.32	-5.68	54	33.77	31.61	12.68	29.74	161	13	A	V
	*	5610	103.6	-	-	88.71	31.7	12.98	29.79	161	13	P	V
	*	5610	96.08	-	-	81.19	31.7	12.98	29.79	161	13	A	V
		5726.325	59.79	-8.41	68.2	44.57	31.91	13.16	29.85	161	13	P	V
Remark	1. No other spurious found. 2. All results are PASS against Peak and Average limit line.												

Band 3 5470~5725MHz

WIFI 802.11ac VHT80 (Harmonic @ 3m)

WIFI Ant. 1	Note	Frequency (MHz)	Level (dBμV/m)	Over Limit (dB)	Limit Line (dBμV/m)	Read Level (dBμV)	Antenna Factor (dB/m)	Path Loss (dB)	Preamp Factor (dB)	Ant Pos (cm)	Table Pos (deg)	Peak Avg. (P/A)	Pol. (H/V)
802.11ac		11060	47.65	-26.35	74	47.74	40.22	20.2	60.51	100	0	P	H
VHT80		16590	48.24	-19.96	68.2	42.35	39.25	25.37	58.73	100	0	P	H
CH 106		11060	47.58	-26.42	74	47.67	40.22	20.2	60.51	100	0	P	V
5530MHz		16590	47.94	-20.26	68.2	42.05	39.25	25.37	58.73	100	0	P	V
802.11ac		11220	49.65	-24.35	74	50	39.88	20.37	60.6	100	0	P	H
VHT80		16830	49.71	-18.49	68.2	41.85	40.25	25.78	58.17	100	0	P	H
CH 122		11220	49.21	-24.79	74	49.56	39.88	20.37	60.6	100	0	P	V
5610MHz		16830	49.7	-18.5	68.2	41.84	40.25	25.78	58.17	100	0	P	V
Remark	1. No other spurious found. 2. All results are PASS against Peak and Average limit line.												

Band 3 - Straddle Channel

WIFI 802.11a (Band Edge @ 3m)

WIFI Ant.	Note	Frequency	Level	Over Limit	Limit Line	Read Level	Antenna Factor	Path Loss	Preamp Factor	Ant Pos	Table Pos	Peak Avg.	Pol.
1		(MHz)	(dBμV/m)	(dB)	(dBμV/m)	(dBμV)	(dB/m)	(dB)	(dB)	(cm)	(deg)	(P/A)	(H/V)
802.11a CH 144 5720MHz		5440.87	52	-22	74	37.52	31.56	12.66	29.74	254	255	P	H
		5468.56	50.97	-17.23	68.2	36.36	31.64	12.71	29.74	254	255	P	H
		5456.47	42.13	-11.87	54	27.57	31.61	12.69	29.74	254	255	A	H
	*	5720	111.38	-	-	96.2	31.88	13.15	29.85	254	255	P	H
	*	5720	103.98	-	-	88.8	31.88	13.15	29.85	254	255	A	H
		5863.5	55.01	-13.19	68.2	39.47	32.13	13.32	29.91	254	255	P	H
		5392.12	52.38	-21.62	74	38.17	31.37	12.57	29.73	390	296	P	V
		5469.73	51.78	-16.42	68.2	37.17	31.64	12.71	29.74	390	296	P	V
		5443.99	42.34	-11.66	54	27.84	31.58	12.66	29.74	390	296	A	V
	*	5720	110.19	-	-	95.01	31.88	13.15	29.85	390	296	P	V
	*	5720	102.8	-	-	87.62	31.88	13.15	29.85	390	296	A	V
		5919.5	54.17	-14.03	68.2	38.48	32.28	13.35	29.94	390	296	P	V
Remark	1. No other spurious found. 2. All results are PASS against Peak and Average limit line.												

Band 3 - Straddle Channel

WIFI 802.11a (Harmonic @ 3m)

WIFI Ant. 1	Note	Frequency (MHz)	Level (dBμV/m)	Over Limit (dB)	Limit Line (dBμV/m)	Read Level (dBμV)	Antenna Factor (dB/m)	Path Loss (dB)	Preamp Factor (dB)	Ant Pos (cm)	Table Pos (deg)	Peak Avg. (P/A)	Pol. (H/V)
802.11a CH 144 5720MHz		11440	55.91	-18.09	74	55.93	40.1	20.61	60.73	300	298	P	H
		11440	45.98	-8.02	54	46	40.1	20.61	60.73	300	298	A	H
		17160	49.7	-18.5	68.2	40	40.54	26.35	57.19	100	0	P	H
		11440	54.54	-19.46	74	54.56	40.1	20.61	60.73	282	244	P	V
		11440	44.62	-9.38	54	44.64	40.1	20.61	60.73	282	244	A	V
		17160	50.23	-17.97	68.2	40.53	40.54	26.35	57.19	100	0	P	V
Remark	1. No other spurious found. 2. All results are PASS against Peak and Average limit line.												

Band 3 - Straddle Channel

WIFI 802.11n HT20 (Band Edge @ 3m)

WIFI Ant. 1	Note	Frequency (MHz)	Level (dBμV/m)	Over Limit (dB)	Limit Line (dBμV/m)	Read Level (dBμV)	Antenna Factor (dB/m)	Path Loss (dB)	Preamp Factor (dB)	Ant Pos (cm)	Table Pos (deg)	Peak Avg. (P/A)	Pol. (H/V)
802.11n HT20 CH 144 5720MHz		5416.69	52.31	-21.69	74	37.97	31.47	12.61	29.74	251	252	P	H
		5462.32	51.61	-16.59	68.2	37.03	31.62	12.7	29.74	251	252	P	H
		5459.98	42.13	-11.87	54	27.56	31.62	12.69	29.74	251	252	A	H
	*	5720	110.32	-	-	95.14	31.88	13.15	29.85	251	252	P	H
	*	5720	102.95	-	-	87.77	31.88	13.15	29.85	251	252	A	H
		5943.5	55.03	-13.17	68.2	39.24	32.37	13.37	29.95	251	252	P	H
		5423.32	52.73	-21.27	74	38.36	31.49	12.62	29.74	142	258	P	V
		5464.27	51.23	-16.97	68.2	36.64	31.63	12.7	29.74	142	258	P	V
		5444.38	42.03	-11.97	54	27.53	31.58	12.66	29.74	142	258	A	V
	*	5720	108.39	-	-	93.21	31.88	13.15	29.85	142	258	P	V
	*	5720	101.11	-	-	85.93	31.88	13.15	29.85	142	258	A	V
		5930	55.13	-13.07	68.2	39.4	32.32	13.36	29.95	142	258	P	V
Remark	1. No other spurious found. 2. All results are PASS against Peak and Average limit line.												

Band 3 - Straddle Channel

WIFI 802.11n HT20 (Harmonic @ 3m)

WIFI Ant. 1	Note	Frequency (MHz)	Level (dBμV/m)	Over Limit (dB)	Limit Line (dBμV/m)	Read Level (dBμV)	Antenna Factor (dB/m)	Path Loss (dB)	Preamp Factor (dB)	Ant Pos (cm)	Table Pos (deg)	Peak Avg. (P/A)	Pol. (H/V)
802.11n HT20 CH 144 5720MHz		11440	55.79	-18.21	74	55.81	40.1	20.61	60.73	100	5	P	H
		11440	40.98	-13.02	54	41	40.1	20.61	60.73	100	5	A	H
		17160	50.5	-17.7	68.2	40.8	40.54	26.35	57.19	100	0	P	H
		11440	54.96	-19.04	74	54.98	40.1	20.61	60.73	286	239	P	V
		11440	41.13	-12.87	54	41.15	40.1	20.61	60.73	286	239	A	V
		17160	51.61	-16.59	68.2	41.91	40.54	26.35	57.19	100	0	P	V
Remark	1. No other spurious found. 2. All results are PASS against Peak and Average limit line.												

Band 3 - Straddle Channel

WIFI 802.11n HT40 (Band Edge @ 3m)

WIFI Ant. 1	Note	Frequency (MHz)	Level (dBµV/m)	Over Limit (dB)	Limit Line (dBµV/m)	Read Level (dBµV)	Antenna Factor (dB/m)	Path Loss (dB)	Preamp Factor (dB)	Ant Pos (cm)	Table Pos (deg)	Peak Avg. (P/A)	Pol. (H/V)
802.11n HT40 CH 142 5710MHz		5442.43	52.4	-21.6	74	37.91	31.57	12.66	29.74	135	283	P	H
		5461.93	51.15	-17.05	68.2	36.57	31.62	12.7	29.74	135	283	P	H
		5430.34	43.29	-10.71	54	28.87	31.52	12.64	29.74	135	283	A	H
	*	5710	107.32	-	-	92.18	31.84	13.14	29.84	135	283	P	H
	*	5710	99.94	-	-	84.8	31.84	13.14	29.84	135	283	A	H
		5866.25	54.4	-13.8	68.2	38.87	32.13	13.32	29.92	135	283	P	H
		5456.86	52.27	-21.73	74	37.71	31.61	12.69	29.74	393	297	P	V
		5469.73	52.11	-16.09	68.2	37.5	31.64	12.71	29.74	393	297	P	V
		5437.75	42.92	-11.08	54	28.46	31.55	12.65	29.74	393	297	A	V
	*	5710	106.33	-	-	91.19	31.84	13.14	29.84	393	297	P	V
	*	5710	98.91	-	-	83.77	31.84	13.14	29.84	393	297	A	V
		5893.75	54.49	-13.71	68.2	38.89	32.19	13.34	29.93	393	297	P	V
Remark	1. No other spurious found. 2. All results are PASS against Peak and Average limit line.												

Band 3 - Straddle Channel

WIFI 802.11n HT40 (Harmonic @ 3m)

WIFI Ant. 1	Note	Frequency (MHz)	Level (dBμV/m)	Over Limit (dB)	Limit Line (dBμV/m)	Read Level (dBμV)	Antenna Factor (dB/m)	Path Loss (dB)	Preamp Factor (dB)	Ant Pos (cm)	Table Pos (deg)	Peak Avg. (P/A)	Pol. (H/V)
802.11n		11420	48.75	-25.25	74	48.78	40.1	20.59	60.72	100	0	P	H
HT40		17130	51.66	-16.54	68.2	42.24	40.42	26.3	57.3	100	0	P	H
CH 142		11420	48.92	-25.08	74	48.95	40.1	20.59	60.72	100	0	P	V
5710MHz		17130	51.06	-17.14	68.2	41.64	40.42	26.3	57.3	100	0	P	V
Remark	1. No other spurious found. 2. All results are PASS against Peak and Average limit line.												

Band 3 - Straddle Channel

WIFI 802.11ac VHT80 (Band Edge @ 3m)

WIFI Ant. 1	Note	Frequency (MHz)	Level (dBμV/m)	Over Limit (dB)	Limit Line (dBμV/m)	Read Level (dBμV)	Antenna Factor (dB/m)	Path Loss (dB)	Preamp Factor (dB)	Ant Pos (cm)	Table Pos (deg)	Peak Avg. (P/A)	Pol. (H/V)
802.11ac VHT80 CH 138 5690MHz		5457.25	52.6	-21.4	74	38.04	31.61	12.69	29.74	154	327	P	H
		5463.49	52.48	-15.72	68.2	37.89	31.63	12.7	29.74	154	327	P	H
		5438.53	45.24	-8.76	54	30.78	31.55	12.65	29.74	154	327	A	H
	*	5690	103.27	-	-	88.22	31.78	13.1	29.83	154	327	P	H
	*	5690	95.81	-	-	80.76	31.78	13.1	29.83	154	327	A	H
		5864	54.83	-13.37	68.2	39.29	32.13	13.32	29.91	154	327	P	H
		5443.99	52.8	-21.2	74	38.3	31.58	12.66	29.74	181	20	P	V
		5469.34	52.59	-15.61	68.2	37.98	31.64	12.71	29.74	181	20	P	V
		5456.86	45.63	-8.37	54	31.07	31.61	12.69	29.74	181	20	A	V
	*	5690	102.14	-	-	87.09	31.78	13.1	29.83	181	20	P	V
	*	5690	94.66	-	-	79.61	31.78	13.1	29.83	181	20	A	V
		5859.5	54.28	-13.92	68.2	38.75	32.12	13.32	29.91	181	20	P	V
Remark	1. No other spurious found. 2. All results are PASS against Peak and Average limit line.												

Band 3 - Straddle Channel

WIFI 802.11ac VHT80 (Harmonic @ 3m)

WIFI Ant. 1	Note	Frequency (MHz)	Level (dBμV/m)	Over Limit (dB)	Limit Line (dBμV/m)	Read Level (dBμV)	Antenna Factor (dB/m)	Path Loss (dB)	Preamp Factor (dB)	Ant Pos (cm)	Table Pos (deg)	Peak Avg. (P/A)	Pol. (H/V)
802.11ac		11380	47.32	-26.68	74	47.43	40.04	20.54	60.69	100	0	P	H
VHT80		17070	50.99	-17.21	68.2	41.92	40.39	26.2	57.52	100	0	P	H
CH 138		11380	47.33	-26.67	74	47.44	40.04	20.54	60.69	100	0	P	V
5690MHz		17070	51.19	-17.01	68.2	42.12	40.39	26.2	57.52	100	0	P	V
Remark	1. No other spurious found. 2. All results are PASS against Peak and Average limit line.												

Emission below 1GHz

WIFI 802.11ac VHT80 (LF @ 3m)

WIFI Ant. 1	Note	Frequency (MHz)	Level (dBμV/m)	Over Limit (dB)	Limit Line (dBμV/m)	Read Level (dBμV)	Antenna Factor (dB/m)	Path Loss (dB)	Preamp Factor (dB)	Ant Pos (cm)	Table Pos (deg)	Peak Avg. (P/A)	Pol. (H/V)
802.11ac VHT80 LF		30	22.27	-17.73	40	29.16	24.39	0.91	32.19	-	-	P	H
		181.32	22.5	-21	43.5	37.52	14.84	2.45	32.31	-	-	P	H
		556.71	28.27	-17.73	46	30.19	25.99	4.08	31.99	-	-	P	H
		737.13	31.48	-14.52	46	31.1	27.92	4.69	32.23	-	-	P	H
		845.77	32.96	-13.04	46	31.04	29.04	5.04	32.16	-	-	P	H
		956.35	34.71	-11.29	46	29.67	30.9	5.4	31.26	100	0	P	H
		86.26	25.19	-14.81	40	41.67	14.18	1.64	32.3	-	-	P	V
		177.44	24.24	-19.26	43.5	39.08	15.03	2.43	32.3	-	-	P	V
		646.92	29.87	-16.13	46	31.13	26.38	4.39	32.03	-	-	P	V
		764.29	31.83	-14.17	46	31.23	28.12	4.77	32.29	-	-	P	V
		870.02	32.51	-13.49	46	30.41	29.04	5.11	32.05	-	-	P	V
		942.77	34.71	-11.29	46	30.34	30.44	5.35	31.42	100	0	P	V
Remark	1. No other spurious found. 2. All results are PASS against limit line.												

Band 2 - 5250~5350MHz

WIFI 802.11a (Band Edge @ 3m)

WIFI Ant. 2	Note	Frequency (MHz)	Level (dBμV/m)	Over Limit (dB)	Limit Line (dBμV/m)	Read Level (dBμV)	Antenna Factor (dB/m)	Path Loss (dB)	Preamp Factor (dB)	Ant Pos (cm)	Table Pos (deg)	Peak Avg. (P/A)	Pol. (H/V)
802.11a CH 52 5260MHz		5129.54	54.87	-19.13	74	40.56	31.74	12.29	29.72	349	274	P	H
		5147.9	45.78	-8.22	54	31.48	31.7	12.32	29.72	349	274	A	H
	*	5260	114.91	-	-	100.89	31.3	12.45	29.73	349	274	P	H
	*	5260	107.38	-	-	93.36	31.3	12.45	29.73	349	274	A	H
		5350.08	53.8	-20.2	74	39.8	31.2	12.53	29.73	349	274	P	H
		5370.48	44.2	-9.8	54	30.1	31.28	12.55	29.73	349	274	A	H
		5148.58	52.78	-21.22	74	38.48	31.7	12.32	29.72	100	342	P	V
		5137.36	43.46	-10.54	54	29.14	31.73	12.31	29.72	100	342	A	V
	*	5260	110.56	-	-	96.54	31.3	12.45	29.73	100	342	P	V
	*	5260	103.31	-	-	89.29	31.3	12.45	29.73	100	342	A	V
		5376.72	53.62	-20.38	74	39.48	31.31	12.56	29.73	100	342	P	V
		5351.04	43.69	-10.31	54	29.69	31.2	12.53	29.73	100	342	A	V
802.11a CH 60 5300MHz		5116.62	54.54	-19.46	74	40.21	31.77	12.28	29.72	325	278	P	H
		5147.22	44.96	-9.04	54	30.65	31.71	12.32	29.72	325	278	A	H
	*	5300	114.41	-	-	100.35	31.3	12.49	29.73	325	278	P	H
	*	5300	107.09	-	-	93.03	31.3	12.49	29.73	325	278	A	H
		5353.2	55.03	-18.97	74	41.01	31.21	12.54	29.73	325	278	P	H
		5351.28	45.75	-8.25	54	31.74	31.21	12.53	29.73	325	278	A	H
		5093.84	53.79	-20.21	74	39.47	31.79	12.25	29.72	100	343	P	V
		5087.72	43.17	-10.83	54	28.87	31.78	12.24	29.72	100	343	A	V
	*	5300	110.6	-	-	96.54	31.3	12.49	29.73	100	343	P	V
	*	5300	103.33	-	-	89.27	31.3	12.49	29.73	100	343	A	V
		5351.52	56.5	-17.5	74	42.49	31.21	12.53	29.73	100	343	P	V
		5350.56	44.77	-9.23	54	30.77	31.2	12.53	29.73	100	343	A	V

802.11a CH 64 5320MHz	*	5320	113.82	-	-	99.79	31.26	12.5	29.73	342	267	P	H
	*	5320	106.59	-	-	92.56	31.26	12.5	29.73	342	267	A	H
		5351.04	63.43	-10.57	74	49.43	31.2	12.53	29.73	342	267	P	H
		5350.08	53.03	-0.97	54	39.03	31.2	12.53	29.73	342	267	A	H
	*	5320	110.46	-	-	96.43	31.26	12.5	29.73	106	343	P	V
	*	5320	103.18	-	-	89.15	31.26	12.5	29.73	106	343	A	V
		5352.32	60.76	-13.24	74	46.75	31.21	12.53	29.73	106	343	P	V
		5350.24	51.3	-2.7	54	37.3	31.2	12.53	29.73	106	343	A	V
Remark	1. No other spurious found. 2. All results are PASS against Peak and Average limit line.												

Band 2 5250~5350MHz

WIFI 802.11a (Harmonic @ 3m)

WIFI Ant. 2	Note	Frequency (MHz)	Level (dBμV/m)	Over Limit (dB)	Limit Line (dBμV/m)	Read Level (dBμV)	Antenna Factor (dB/m)	Path Loss (dB)	Preamp Factor (dB)	Ant Pos (cm)	Table Pos (deg)	Peak Avg. (P/A)	Pol. (H/V)
802.11a CH 52 5260MHz		10520	56.09	-12.11	68.2	56.07	40	19.42	59.4	100	0	P	H
		15780	44.9	-29.1	74	43.03	37.3	24.37	59.8	100	0	P	H
		10520	51.12	-17.08	68.2	51.1	40	19.42	59.4	100	0	P	V
		15780	45.13	-28.87	74	43.26	37.3	24.37	59.8	100	0	P	V
802.11a CH 60 5300MHz		10600	56.92	-17.08	74	56.96	40	19.54	59.58	200	320	P	H
		10600	47.4	-6.6	54	47.44	40	19.54	59.58	200	320	A	H
		15900	46.96	-27.04	74	45.22	37.1	24.36	59.72	100	0	P	H
		10600	55.94	-18.06	74	55.98	40	19.54	59.58	174	319	P	V
		10600	46.19	-7.81	54	46.23	40	19.54	59.58	174	319	A	V
		15900	46.14	-27.86	74	44.4	37.1	24.36	59.72	100	0	P	V
802.11a CH 64 5320MHz		10640	55.92	-18.08	74	55.99	40	19.6	59.67	199	321	P	H
		10640	46.16	-7.84	54	46.23	40	19.6	59.67	199	321	A	H
		15960	48.14	-25.86	74	46.43	37.04	24.36	59.69	100	0	P	H
		10640	55.81	-18.19	74	55.88	40	19.6	59.67	169	320	P	V
		10640	45.27	-8.73	54	45.34	40	19.6	59.67	169	320	A	V
		15960	44.96	-29.04	74	43.25	37.04	24.36	59.69	100	0	P	V
Remark	1. No other spurious found. 2. All results are PASS against Peak and Average limit line.												

Band 2 5250~5350MHz

WIFI 802.11n HT20 (Band Edge @ 3m)

WIFI Ant. 2	Note	Frequency (MHz)	Level (dBμV/m)	Over Limit (dB)	Limit Line (dBμV/m)	Read Level (dBμV)	Antenna Factor (dB/m)	Path Loss (dB)	Preamp Factor (dB)	Ant Pos (cm)	Table Pos (deg)	Peak Avg. (P/A)	Pol. (H/V)
802.11n HT20 CH 52 5260MHz		5137.7	55.1	-18.9	74	40.79	31.72	12.31	29.72	353	276	P	H
		5137.02	45.6	-8.4	54	31.29	31.73	12.3	29.72	353	276	A	H
	*	5260	113.89	-	-	99.87	31.3	12.45	29.73	353	276	P	H
	*	5260	106.22	-	-	92.2	31.3	12.45	29.73	353	276	A	H
		5371.68	53.61	-20.39	74	39.5	31.29	12.55	29.73	353	276	P	H
		5360.64	44.52	-9.48	54	30.47	31.24	12.54	29.73	353	276	A	H
		5041.48	53.12	-20.88	74	38.98	31.67	12.18	29.71	100	342	P	V
		5148.58	43.61	-10.39	54	29.31	31.7	12.32	29.72	100	342	A	V
	*	5260	109.27	-	-	95.25	31.3	12.45	29.73	100	342	P	V
	*	5260	102.12	-	-	88.1	31.3	12.45	29.73	100	342	A	V
		5367.36	53.79	-20.21	74	39.7	31.27	12.55	29.73	100	342	P	V
		5350.56	43.55	-10.45	54	29.55	31.2	12.53	29.73	100	342	A	V
802.11n HT20 CH 60 5300MHz		5073.44	54.44	-19.56	74	40.18	31.75	12.22	29.71	328	277	P	H
		5142.8	45.15	-8.85	54	30.85	31.71	12.31	29.72	328	277	A	H
	*	5300	113.18	-	-	99.12	31.3	12.49	29.73	328	277	P	H
	*	5300	105.96	-	-	91.9	31.3	12.49	29.73	328	277	A	H
		5448	54.42	-19.58	74	39.9	31.59	12.67	29.74	328	277	P	H
		5350.56	45.38	-8.62	54	31.38	31.2	12.53	29.73	328	277	A	H
		5062.9	53.01	-20.99	74	38.79	31.73	12.2	29.71	100	343	P	V
		5107.78	43.34	-10.66	54	29.01	31.78	12.27	29.72	100	343	A	V
	*	5300	109.39	-	-	95.33	31.3	12.49	29.73	100	343	P	V
	*	5300	102.17	-	-	88.11	31.3	12.49	29.73	100	343	A	V
		5351.76	54.65	-19.35	74	40.64	31.21	12.53	29.73	100	343	P	V
		5350.08	44.7	-9.3	54	30.7	31.2	12.53	29.73	100	343	A	V

802.11n HT20 CH 64 5320MHz	*	5320	111.85	-	-	97.82	31.26	12.5	29.73	362	265	P	H
	*	5320	104.56	-	-	90.53	31.26	12.5	29.73	362	265	A	H
		5354.4	62.53	-11.47	74	48.5	31.22	12.54	29.73	362	265	P	H
		5350.4	51.79	-2.21	54	37.79	31.2	12.53	29.73	362	265	A	H
	*	5320	108.96	-	-	94.93	31.26	12.5	29.73	103	344	P	V
	*	5320	101.68	-	-	87.65	31.26	12.5	29.73	103	344	A	V
		5350.4	61.06	-12.94	74	47.06	31.2	12.53	29.73	103	344	P	V
		5350.24	50.19	-3.81	54	36.19	31.2	12.53	29.73	103	344	A	V
Remark	1. No other spurious found. 2. All results are PASS against Peak and Average limit line.												

Band 2 5250~5350MHz

WIFI 802.11n HT20 (Harmonic @ 3m)

WIFI Ant. 2	Note	Frequency (MHz)	Level (dBμV/m)	Over Limit (dB)	Limit Line (dBμV/m)	Read Level (dBμV)	Antenna Factor (dB/m)	Path Loss (dB)	Preamp Factor (dB)	Ant Pos (cm)	Table Pos (deg)	Peak Avg. (P/A)	Pol. (H/V)
802.11n HT20 CH 52 5260MHz		10520	55.71	-12.49	68.2	55.69	40	19.42	59.4	100	0	P	H
		15780	46.92	-27.08	74	45.05	37.3	24.37	59.8	100	0	P	H
		10520	53.97	-14.23	68.2	53.95	40	19.42	59.4	100	0	P	V
		15780	46.83	-27.17	74	44.96	37.3	24.37	59.8	100	0	P	V
802.11n HT20 CH 60 5300MHz		10600	58.14	-15.86	74	58.18	40	19.54	59.58	194	325	P	H
		10600	43.96	-10.04	54	44	40	19.54	59.58	194	325	A	H
		15900	46.96	-27.04	74	45.22	37.1	24.36	59.72	100	0	P	H
		10600	56.24	-17.76	74	56.28	40	19.54	59.58	183	320	P	V
		10600	41.99	-12.01	54	42.03	40	19.54	59.58	183	320	A	V
		15900	46.09	-27.91	74	44.35	37.1	24.36	59.72	100	0	P	V
802.11n HT20 CH 64 5320MHz		10640	57.36	-16.64	74	57.43	40	19.6	59.67	193	325	P	H
		10640	42.61	-11.39	54	42.68	40	19.6	59.67	193	325	A	H
		15960	48.31	-25.69	74	46.6	37.04	24.36	59.69	100	0	P	H
		10640	55.7	-18.3	74	55.77	40	19.6	59.67	177	321	P	V
		10640	41.05	-12.95	54	41.12	40	19.6	59.67	177	321	A	V
		15960	46.09	-27.91	74	44.38	37.04	24.36	59.69	100	0	P	V
Remark	1. No other spurious found. 2. All results are PASS against Peak and Average limit line.												

Band 2 5250~5350MHz

WIFI 802.11n HT40 (Band Edge @ 3m)

WIFI Ant. 2	Note	Frequency (MHz)	Level (dBμV/m)	Over Limit (dB)	Limit Line (dBμV/m)	Read Level (dBμV)	Antenna Factor (dB/m)	Path Loss (dB)	Preamp Factor (dB)	Ant Pos (cm)	Table Pos (deg)	Peak Avg. (P/A)	Pol. (H/V)
802.11n HT40 CH 54 5270MHz		5100.64	55.37	-18.63	74	41.03	31.8	12.26	29.72	351	269	P	H
		5145.52	46.36	-7.64	54	32.05	31.71	12.32	29.72	351	269	A	H
	*	5270	110.35	-	-	96.32	31.3	12.46	29.73	351	269	P	H
	*	5270	103.09	-	-	89.06	31.3	12.46	29.73	351	269	A	H
		5356.32	57.15	-16.85	74	43.11	31.23	12.54	29.73	351	269	P	H
		5350.32	47.71	-6.29	54	33.71	31.2	12.53	29.73	351	269	A	H
		5118.66	53.76	-20.24	74	39.44	31.76	12.28	29.72	100	344	P	V
		5145.52	44.8	-9.2	54	30.49	31.71	12.32	29.72	100	344	A	V
	*	5270	106.06	-	-	92.03	31.3	12.46	29.73	100	344	P	V
	*	5270	98.94	-	-	84.91	31.3	12.46	29.73	100	344	A	V
		5351.76	55.95	-18.05	74	41.94	31.21	12.53	29.73	100	344	P	V
		5352	46.23	-7.77	54	32.22	31.21	12.53	29.73	100	344	A	V
802.11n HT40 CH 62 5310MHz		5128.86	54.15	-19.85	74	39.84	31.74	12.29	29.72	362	271	P	H
		5139.4	45.12	-8.88	54	30.81	31.72	12.31	29.72	362	271	A	H
	*	5310	106.43	-	-	92.39	31.28	12.49	29.73	362	271	P	H
	*	5310	99.45	-	-	85.41	31.28	12.49	29.73	362	271	A	H
		5352.24	65.06	-8.94	74	51.05	31.21	12.53	29.73	362	271	P	H
		5350.56	52.91	-1.09	54	38.91	31.2	12.53	29.73	362	271	A	H
		5030.94	52.8	-21.2	74	38.73	31.62	12.16	29.71	101	343	P	V
		5128.18	44.2	-9.8	54	29.89	31.74	12.29	29.72	101	343	A	V
	*	5310	102.54	-	-	88.5	31.28	12.49	29.73	101	343	P	V
	*	5310	95.44	-	-	81.4	31.28	12.49	29.73	101	343	A	V
		5350.56	62.71	-11.29	74	48.71	31.2	12.53	29.73	101	343	P	V
		5350.08	50.96	-3.04	54	36.96	31.2	12.53	29.73	101	343	A	V
Remark	1. No other spurious found. 2. All results are PASS against Peak and Average limit line.												

Band 2 5250~5350MHz

WIFI 802.11n HT40 (Harmonic @ 3m)

WIFI Ant. 2	Note	Frequency (MHz)	Level (dBμV/m)	Over Limit (dB)	Limit Line (dBμV/m)	Read Level (dBμV)	Antenna Factor (dB/m)	Path Loss (dB)	Preamp Factor (dB)	Ant Pos (cm)	Table Pos (deg)	Peak Avg. (P/A)	Pol. (H/V)
802.11n HT40 CH 54 5270MHz		10540	52.66	-15.54	68.2	52.66	40	19.45	59.45	100	0	P	H
		15810	46.7	-27.3	74	44.83	37.28	24.37	59.78	100	0	P	H
		10540	50.92	-17.28	68.2	50.92	40	19.45	59.45	100	0	P	V
		15810	46.28	-27.72	74	44.41	37.28	24.37	59.78	100	0	P	V
802.11n HT40 CH 62 5310MHz		10620	49.06	-24.94	74	49.12	40	19.57	59.63	100	0	P	H
		15930	46.56	-27.44	74	44.82	37.07	24.37	59.7	100	0	P	H
		10620	48.27	-25.73	74	48.33	40	19.57	59.63	100	0	P	V
		15930	46.9	-27.1	74	45.16	37.07	24.37	59.7	100	0	P	V
Remark	1. No other spurious found. 2. All results are PASS against Peak and Average limit line.												

Band 2 5250~5350MHz

WIFI 802.11ac VHT80 (Band Edge @ 3m)

WIFI Ant. 2	Note	Frequency (MHz)	Level (dBμV/m)	Over Limit (dB)	Limit Line (dBμV/m)	Read Level (dBμV)	Antenna Factor (dB/m)	Path Loss (dB)	Preamp Factor (dB)	Ant Pos (cm)	Table Pos (deg)	Peak Avg. (P/A)	Pol. (H/V)
802.11ac VHT80 CH 58 5290MHz		5044.54	53.53	-20.47	74	39.38	31.68	12.18	29.71	328	278	P	H
		5124.78	46.04	-7.96	54	31.72	31.75	12.29	29.72	328	278	A	H
	*	5290	101.48	-	-	87.43	31.3	12.48	29.73	328	278	P	H
	*	5290	94.01	-	-	79.96	31.3	12.48	29.73	328	278	A	H
		5350.08	59.81	-14.19	74	45.81	31.2	12.53	29.73	328	278	P	H
		5351.52	53.16	-0.84	54	39.15	31.21	12.53	29.73	328	278	A	H
		5137.7	53.27	-20.73	74	38.96	31.72	12.31	29.72	100	345	P	V
		5129.54	45.34	-8.66	54	31.03	31.74	12.29	29.72	100	345	A	V
	*	5290	97.19	-	-	83.14	31.3	12.48	29.73	100	345	P	V
	*	5290	89.7	-	-	75.65	31.3	12.48	29.73	100	345	A	V
		5351.28	58.8	-15.2	74	44.79	31.21	12.53	29.73	100	345	P	V
		5351.04	51.95	-2.05	54	37.95	31.2	12.53	29.73	100	345	A	V
Remark	1. No other spurious found. 2. All results are PASS against Peak and Average limit line.												

Band 2 5250~5350MHz

WIFI 802.11ac VHT80 (Harmonic @ 3m)

WIFI Ant. 2	Note	Frequency (MHz)	Level (dBμV/m)	Over Limit (dB)	Limit Line (dBμV/m)	Read Level (dBμV)	Antenna Factor (dB/m)	Path Loss (dB)	Preamp Factor (dB)	Ant Pos (cm)	Table Pos (deg)	Peak Avg. (P/A)	Pol. (H/V)
802.11ac VHT80 CH 58 5290MHz		10580	48.47	-19.73	68.2	48.5	40	19.51	59.54	100	0	P	H
		15870	45.76	-28.24	74	43.97	37.16	24.37	59.74	100	0	P	H
		10580	48.21	-19.99	68.2	48.24	40	19.51	59.54	100	0	P	V
		15870	45.71	-28.29	74	43.92	37.16	24.37	59.74	100	0	P	V
Remark	1. No other spurious found. 2. All results are PASS against Peak and Average limit line.												

Band 3 - 5470~5725MHz

WIFI 802.11a (Band Edge @ 3m)

WIFI Ant. 2	Note	Frequency (MHz)	Level (dBμV/m)	Over Limit (dB)	Limit Line (dBμV/m)	Read Level (dBμV)	Antenna Factor (dB/m)	Path Loss (dB)	Preamp Factor (dB)	Ant Pos (cm)	Table Pos (deg)	Peak Avg. (P/A)	Pol. (H/V)
802.11a CH 100 5500MHz		5458.48	62.44	-11.56	74	47.87	31.62	12.69	29.74	146	331	P	H
		5468.72	66.13	-2.07	68.2	51.52	31.64	12.71	29.74	146	331	P	H
		5460	50.79	-3.21	54	36.22	31.62	12.69	29.74	146	331	A	H
	*	5500	112.76	-	-	98.03	31.7	12.77	29.74	146	331	P	H
	*	5500	105.36	-	-	90.63	31.7	12.77	29.74	146	331	A	H
		5458.32	60.99	-13.01	74	46.42	31.62	12.69	29.74	104	345	P	V
		5466.48	65.07	-3.13	68.2	50.47	31.63	12.71	29.74	104	345	P	V
		5460	49.07	-4.93	54	34.5	31.62	12.69	29.74	104	345	A	V
	*	5500	110.63	-	-	95.9	31.7	12.77	29.74	104	345	P	V
	*	5500	103.44	-	-	88.71	31.7	12.77	29.74	104	345	A	V
802.11a CH 116 5580MHz		5385.76	54.64	-19.36	74	40.46	31.34	12.57	29.73	158	331	P	H
		5461.6	53.67	-14.53	68.2	39.09	31.62	12.7	29.74	158	331	P	H
		5457.52	44.45	-9.55	54	29.88	31.62	12.69	29.74	158	331	A	H
	*	5580	113	-	-	98.12	31.74	12.92	29.78	158	331	P	H
	*	5580	105.7	-	-	90.82	31.74	12.92	29.78	158	331	A	H
		5762.48	54.02	-14.18	68.2	38.65	32.02	13.22	29.87	158	331	P	H
		5456.8	53.63	-20.37	74	39.07	31.61	12.69	29.74	105	353	P	V
		5467.36	52.76	-15.44	68.2	38.16	31.63	12.71	29.74	105	353	P	V
		5450.8	43.44	-10.56	54	28.9	31.6	12.68	29.74	105	353	A	V
	*	5580	110.83	-	-	95.95	31.74	12.92	29.78	105	353	P	V
	*	5580	103.3	-	-	88.42	31.74	12.92	29.78	105	353	A	V
		5753.345	54.11	-14.09	68.2	38.75	32.01	13.21	29.86	105	353	P	V

802.11a CH 140 5700MHz	*	5700	110.71	-	-	95.63	31.8	13.12	29.84	161	333	P	H
	*	5700	103.52	-	-	88.44	31.8	13.12	29.84	161	333	A	H
		5725.64	66.02	-2.18	68.2	50.81	31.9	13.16	29.85	161	333	P	H
	*	5700	107.93	-	-	92.85	31.8	13.12	29.84	105	354	P	V
	*	5700	100.6	-	-	85.52	31.8	13.12	29.84	105	354	A	V
		5725.32	63.36	-4.84	68.2	48.15	31.9	13.16	29.85	105	354	P	V
Remark	1. No other spurious found. 2. All results are PASS against Peak and Average limit line.												

Band 3 - 5470~5725MHz

WIFI 802.11a (Harmonic @ 3m)

WIFI Ant. 2	Note	Frequency (MHz)	Level (dBμV/m)	Over Limit (dB)	Limit Line (dBμV/m)	Read Level (dBμV)	Antenna Factor (dB/m)	Path Loss (dB)	Preamp Factor (dB)	Ant Pos (cm)	Table Pos (deg)	Peak Avg. (P/A)	Pol. (H/V)
802.11a CH 100 5500MHz		11000	59.63	-14.37	74	59.58	40.4	20.13	60.48	103	189	P	H
		11000	46.17	-7.83	54	46.12	40.4	20.13	60.48	103	189	A	H
		16500	53.45	-14.75	68.2	48.37	38.8	25.22	58.94	100	0	P	H
		11000	55.42	-18.58	74	55.37	40.4	20.13	60.48	130	303	P	V
		11000	41.27	-12.73	54	41.22	40.4	20.13	60.48	130	303	A	V
		16500	49.29	-18.91	68.2	44.21	38.8	25.22	58.94	100	0	P	V
802.11a CH 116 5580MHz		11160	58.78	-15.22	74	59.07	39.98	20.3	60.57	100	195	P	H
		11160	45.11	-8.89	54	45.4	39.98	20.3	60.57	100	195	A	H
		16740	52.18	-16.02	68.2	45.13	39.8	25.63	58.38	100	0	P	H
		11160	56.55	-17.45	74	56.84	39.98	20.3	60.57	154	346	P	V
		11160	42.43	-11.57	54	42.72	39.98	20.3	60.57	154	346	A	V
		16740	50.91	-17.29	68.2	43.86	39.8	25.63	58.38	100	0	P	V
802.11a CH 140 5700MHz		11400	54.04	-19.96	74	54.07	40.1	20.57	60.7	109	194	P	H
		11400	40.02	-13.98	54	40.05	40.1	20.57	60.7	109	194	A	H
		17100	52.16	-16.04	68.2	43.02	40.3	26.25	57.41	100	0	P	H
		11400	52.19	-21.81	74	52.22	40.1	20.57	60.7	152	330	P	V
		11400	37.25	-16.75	54	37.28	40.1	20.57	60.7	152	330	A	V
		17100	51.77	-16.43	68.2	42.63	40.3	26.25	57.41	100	0	P	V
Remark	1. No other spurious found. 2. All results are PASS against Peak and Average limit line.												

Band 3 - 5470~5725MHz

WIFI 802.11n HT20 (Band Edge @ 3m)

WIFI Ant. 2	Note	Frequency (MHz)	Level (dBμV/m)	Over Limit (dB)	Limit Line (dBμV/m)	Read Level (dBμV)	Antenna Factor (dB/m)	Path Loss (dB)	Preamp Factor (dB)	Ant Pos (cm)	Table Pos (deg)	Peak Avg. (P/A)	Pol. (H/V)
802.11n HT20 CH 100 5500MHz		5457.84	61.33	-12.67	74	46.76	31.62	12.69	29.74	350	249	P	H
		5468.4	65.59	-2.61	68.2	50.98	31.64	12.71	29.74	350	249	P	H
		5459.92	48.2	-5.8	54	33.63	31.62	12.69	29.74	350	249	A	H
	*	5500	111.72	-	-	96.99	31.7	12.77	29.74	350	249	P	H
	*	5500	104.56	-	-	89.83	31.7	12.77	29.74	350	249	A	H
		5459.44	60.94	-13.06	74	46.37	31.62	12.69	29.74	101	335	P	V
		5469.04	63.7	-4.5	68.2	49.09	31.64	12.71	29.74	101	335	P	V
		5459.76	47.91	-6.09	54	33.34	31.62	12.69	29.74	101	335	A	V
	*	5500	109.34	-	-	94.61	31.7	12.77	29.74	101	335	P	V
	*	5500	102.11	-	-	87.38	31.7	12.77	29.74	101	335	A	V
802.11n HT20 CH 116 5580MHz		5456.8	54.92	-19.08	74	40.36	31.61	12.69	29.74	345	260	P	H
		5464.96	55.99	-12.21	68.2	41.4	31.63	12.7	29.74	345	260	P	H
		5458.96	44.42	-9.58	54	29.85	31.62	12.69	29.74	345	260	A	H
	*	5580	111.7	-	-	96.82	31.74	12.92	29.78	345	260	P	H
	*	5580	104.55	-	-	89.67	31.74	12.92	29.78	345	260	A	H
		5761.22	54.06	-14.14	68.2	38.69	32.02	13.22	29.87	345	260	P	H
		5373.76	53.88	-20.12	74	39.75	31.3	12.56	29.73	102	353	P	V
		5461.6	53.21	-14.99	68.2	38.63	31.62	12.7	29.74	102	353	P	V
		5456.8	43.54	-10.46	54	28.98	31.61	12.69	29.74	102	353	A	V
	*	5580	109.16	-	-	94.28	31.74	12.92	29.78	102	353	P	V
	*	5580	102	-	-	87.12	31.74	12.92	29.78	102	353	A	V
		5736.02	54.3	-13.9	68.2	39.03	31.94	13.18	29.85	102	353	P	V

802.11n HT20 CH 140 5700MHz	*	5700	108.39	-	-	93.31	31.8	13.12	29.84	345	255	P	H
	*	5700	101.4	-	-	86.32	31.8	13.12	29.84	345	255	A	H
		5725.24	66.47	-1.73	68.2	51.26	31.9	13.16	29.85	345	255	P	H
	*	5700	105.28	-	-	90.2	31.8	13.12	29.84	103	347	P	V
	*	5700	98.31	-	-	83.23	31.8	13.12	29.84	103	347	A	V
		5725.96	62.17	-6.03	68.2	46.96	31.9	13.16	29.85	103	347	P	V
Remark	1. No other spurious found. 2. All results are PASS against Peak and Average limit line.												

Band 3 - 5470~5725MHz

WIFI 802.11n HT20 (Harmonic @ 3m)

WIFI Ant. 2	Note	Frequency (MHz)	Level (dBμV/m)	Over Limit (dB)	Limit Line (dBμV/m)	Read Level (dBμV)	Antenna Factor (dB/m)	Path Loss (dB)	Preamp Factor (dB)	Ant Pos (cm)	Table Pos (deg)	Peak Avg. (P/A)	Pol. (H/V)
802.11n HT20 CH 100 5500MHz		11000	62.6	-11.4	74	62.55	40.4	20.13	60.48	180	331	P	H
		11000	48.01	-5.99	54	47.96	40.4	20.13	60.48	180	331	A	H
		16500	51.98	-16.22	68.2	46.9	38.8	25.22	58.94	100	0	P	H
		11000	58.1	-15.9	74	58.05	40.4	20.13	60.48	400	268	P	V
		11000	43.75	-10.25	54	43.7	40.4	20.13	60.48	400	268	A	V
		16500	49.57	-18.63	68.2	44.49	38.8	25.22	58.94	100	0	P	V
802.11n HT20 CH 116 5580MHz		11160	61.79	-12.21	74	62.08	39.98	20.3	60.57	184	331	P	H
		11160	47.48	-6.52	54	47.77	39.98	20.3	60.57	184	331	A	H
		16740	50.5	-17.7	68.2	43.45	39.8	25.63	58.38	100	0	P	H
		11160	56.74	-17.26	74	57.03	39.98	20.3	60.57	400	320	P	V
		11160	42.6	-11.4	54	42.89	39.98	20.3	60.57	400	320	A	V
		16740	49.67	-18.53	68.2	42.62	39.8	25.63	58.38	100	0	P	V
802.11n HT20 CH 140 5700MHz		11400	57.21	-16.79	74	57.24	40.1	20.57	60.7	293	304	P	H
		11400	42	-12	54	42.03	40.1	20.57	60.7	293	304	A	H
		17100	50.41	-17.79	68.2	41.27	40.3	26.25	57.41	100	0	P	H
		11400	53.77	-20.23	74	53.8	40.1	20.57	60.7	400	288	P	V
		11400	39.46	-14.54	54	39.49	40.1	20.57	60.7	400	288	A	V
		17100	50.55	-17.65	68.2	41.41	40.3	26.25	57.41	100	0	P	V
Remark	1. No other spurious found. 2. All results are PASS against Peak and Average limit line.												

Band 3 - 5470~5725MHz

WIFI 802.11n HT40 (Band Edge @ 3m)

WIFI Ant. 2	Note	Frequency (MHz)	Level (dBμV/m)	Over Limit (dB)	Limit Line (dBμV/m)	Read Level (dBμV)	Antenna Factor (dB/m)	Path Loss (dB)	Preamp Factor (dB)	Ant Pos (cm)	Table Pos (deg)	Peak Avg. (P/A)	Pol. (H/V)
802.11n HT40 CH 102 5510MHz		5453.68	58	-16	74	43.45	31.61	12.68	29.74	351	260	P	H
		5470	65.25	-2.95	68.2	50.64	31.64	12.71	29.74	351	260	P	H
		5459.92	48.2	-5.8	54	33.63	31.62	12.69	29.74	351	260	A	H
	*	5510	104.65	-	-	89.88	31.72	12.79	29.74	351	260	P	H
	*	5510	97.61	-	-	82.84	31.72	12.79	29.74	351	260	A	H
		5747.36	53.59	-14.61	68.2	38.26	31.99	13.2	29.86	351	260	P	H
		5452.72	56.4	-17.6	74	41.85	31.61	12.68	29.74	107	346	P	V
		5469.76	66.38	-1.82	68.2	51.77	31.64	12.71	29.74	107	346	P	V
		5459.92	47.33	-6.67	54	32.76	31.62	12.69	29.74	107	346	A	V
	*	5510	102.56	-	-	87.79	31.72	12.79	29.74	107	346	P	V
	*	5510	95.43	-	-	80.66	31.72	12.79	29.74	107	346	A	V
		5752.085	52.67	-15.53	68.2	37.33	32	13.2	29.86	107	346	P	V
802.11n HT40 CH 110 5550MHz		5458	56.17	-17.83	74	41.6	31.62	12.69	29.74	314	265	P	H
		5470	59.52	-8.68	68.2	44.91	31.64	12.71	29.74	314	265	P	H
		5458	47.18	-6.82	54	32.61	31.62	12.69	29.74	314	265	A	H
	*	5550	108.75	-	-	93.85	31.8	12.86	29.76	314	265	P	H
	*	5550	101.32	-	-	86.42	31.8	12.86	29.76	314	265	A	H
		5741.375	53.3	-14.9	68.2	38	31.97	13.19	29.86	314	265	P	H
		5452.96	55.72	-18.28	74	41.17	31.61	12.68	29.74	104	347	P	V
		5469.04	57.18	-11.02	68.2	42.57	31.64	12.71	29.74	104	347	P	V
		5459.92	46.14	-7.86	54	31.57	31.62	12.69	29.74	104	347	A	V
	*	5550	106.68	-	-	91.78	31.8	12.86	29.76	104	347	P	V
	*	5550	99.21	-	-	84.31	31.8	12.86	29.76	104	347	A	V
		5729.405	54.98	-13.22	68.2	39.74	31.92	13.17	29.85	104	347	P	V

802.11n HT40 CH 134 5670MHz		5409.15	53.81	-20.19	74	39.5	31.44	12.6	29.73	315	256	P	H
		5466.9	53.53	-14.67	68.2	38.93	31.63	12.71	29.74	315	256	P	H
		5446.95	44.07	-9.93	54	29.55	31.59	12.67	29.74	315	256	A	H
	*	5670	107.19	-	-	92.2	31.74	13.07	29.82	315	256	P	H
	*	5670	99.89	-	-	84.9	31.74	13.07	29.82	315	256	A	H
		5725.625	67.27	-0.93	68.2	52.06	31.9	13.16	29.85	315	256	P	H
		5409.85	52.31	-21.69	74	38	31.44	12.6	29.73	105	354	P	V
		5460.25	52.01	-16.19	68.2	37.44	31.62	12.69	29.74	105	354	P	V
		5450.8	43.54	-10.46	54	29	31.6	12.68	29.74	105	354	A	V
	*	5670	103.55	-	-	88.56	31.74	13.07	29.82	105	354	P	V
	*	5670	96.17	-	-	81.18	31.74	13.07	29.82	105	354	A	V
		5725.8	63.28	-4.92	68.2	48.07	31.9	13.16	29.85	105	354	P	V
Remark	1. No other spurious found. 2. All results are PASS against Peak and Average limit line.												

Band 3 - 5470~5725MHz

WIFI 802.11n HT40 (Harmonic @ 3m)

WIFI Ant. 2	Note	Frequency (MHz)	Level (dBμV/m)	Over Limit (dB)	Limit Line (dBμV/m)	Read Level (dBμV)	Antenna Factor (dB/m)	Path Loss (dB)	Preamp Factor (dB)	Ant Pos (cm)	Table Pos (deg)	Peak Avg. (P/A)	Pol. (H/V)
802.11n HT40 CH 102 5510MHz		11020	49.87	-24.13	74	49.87	40.34	20.15	60.49	100	0	P	H
		16530	48.51	-19.69	68.2	43.16	38.95	25.27	58.87	100	0	P	H
		11020	48.05	-25.95	74	48.05	40.34	20.15	60.49	100	0	P	V
		16530	48.2	-20	68.2	42.85	38.95	25.27	58.87	100	0	P	V
802.11n HT40 CH 110 5550MHz		11100	59.65	-14.35	74	59.85	40.1	20.24	60.54	185	332	P	H
		11100	46.5	-7.5	54	46.7	40.1	20.24	60.54	185	332	A	H
		16650	49.68	-18.52	68.2	43.35	39.45	25.47	58.59	100	0	P	H
		11100	54.4	-19.6	74	54.6	40.1	20.24	60.54	159	230	P	V
		11100	42.11	-11.89	54	42.31	40.1	20.24	60.54	159	230	A	V
		16650	50.16	-18.04	68.2	43.83	39.45	25.47	58.59	100	0	P	V
802.11n HT40 CH 134 5670MHz		11340	51.48	-22.52	74	51.73	39.92	20.5	60.67	100	0	P	H
		17010	49.68	-18.52	68.2	40.74	40.57	26.1	57.73	100	0	P	H
		11340	49.86	-24.14	74	50.11	39.92	20.5	60.67	100	0	P	V
		17010	51.54	-16.66	68.2	42.6	40.57	26.1	57.73	100	0	P	V
Remark	1. No other spurious found. 2. All results are PASS against Peak and Average limit line.												

Band 3 - 5470~5725MHz

WIFI 802.11ac VHT80 (Band Edge @ 3m)

WIFI Ant. 2	Note	Frequency (MHz)	Level (dBμV/m)	Over Limit (dB)	Limit Line (dBμV/m)	Read Level (dBμV)	Antenna Factor (dB/m)	Path Loss (dB)	Preamp Factor (dB)	Ant Pos (cm)	Table Pos (deg)	Peak Avg. (P/A)	Pol. (H/V)
802.11ac VHT80 CH 106 5530MHz		5455.84	59.15	-14.85	74	44.59	31.61	12.69	29.74	147	327	P	H
		5468.32	60.14	-8.06	68.2	45.53	31.64	12.71	29.74	147	327	P	H
		5454.4	52.44	-1.56	54	37.89	31.61	12.68	29.74	147	327	A	H
	*	5530	98.98	-	-	84.14	31.76	12.83	29.75	147	327	P	H
	*	5530	91.02	-	-	76.18	31.76	12.83	29.75	147	327	A	H
		5758.07	52.66	-15.54	68.2	37.29	32.02	13.21	29.86	147	327	P	H
		5458.72	59.3	-14.7	74	44.73	31.62	12.69	29.74	100	346	P	V
		5468.08	58.85	-9.35	68.2	44.24	31.64	12.71	29.74	100	346	P	V
		5458.96	50.46	-3.54	54	35.89	31.62	12.69	29.74	100	346	A	V
	*	5530	96.72	-	-	81.88	31.76	12.83	29.75	100	346	P	V
	*	5530	89.3	-	-	74.46	31.76	12.83	29.75	100	346	A	V
		5759.96	53.86	-14.34	68.2	38.48	32.02	13.22	29.86	100	346	P	V
802.11ac VHT80 CH 122 5610MHz		5452.55	58.44	-15.56	74	43.89	31.61	12.68	29.74	146	328	P	H
		5462.35	60	-8.2	68.2	45.42	31.62	12.7	29.74	146	328	P	H
		5457.8	50.95	-3.05	54	36.38	31.62	12.69	29.74	146	328	A	H
	*	5610	105.67	-	-	90.78	31.7	12.98	29.79	146	328	P	H
	*	5610	98.14	-	-	83.25	31.7	12.98	29.79	146	328	A	H
		5725.45	62.56	-5.64	68.2	47.35	31.9	13.16	29.85	146	328	P	H
		5458.15	57.41	-16.59	74	42.84	31.62	12.69	29.74	100	348	P	V
		5464.45	59.26	-8.94	68.2	44.67	31.63	12.7	29.74	100	348	P	V
		5454.3	49.65	-4.35	54	35.1	31.61	12.68	29.74	100	348	A	V
	*	5610	102.79	-	-	87.9	31.7	12.98	29.79	100	348	P	V
	*	5610	95.29	-	-	80.4	31.7	12.98	29.79	100	348	A	V
		5729.825	59.95	-8.25	68.2	44.71	31.92	13.17	29.85	100	348	P	V
Remark	1. No other spurious found. 2. All results are PASS against Peak and Average limit line.												

Band 3 5470~5725MHz

WIFI 802.11ac VHT80 (Harmonic @ 3m)

WIFI Ant. 2	Note	Frequency (MHz)	Level (dBμV/m)	Over Limit (dB)	Limit Line (dBμV/m)	Read Level (dBμV)	Antenna Factor (dB/m)	Path Loss (dB)	Preamp Factor (dB)	Ant Pos (cm)	Table Pos (deg)	Peak Avg. (P/A)	Pol. (H/V)
802.11ac		11060	47.95	-26.05	74	48.04	40.22	20.2	60.51	100	0	P	H
VHT80		16590	49.63	-18.57	68.2	43.74	39.25	25.37	58.73	100	0	P	H
CH 106		11060	48.63	-25.37	74	48.72	40.22	20.2	60.51	100	0	P	V
5530MHz		16590	49.98	-18.22	68.2	44.09	39.25	25.37	58.73	100	0	P	V
802.11ac		11220	49.65	-24.35	74	50	39.88	20.37	60.6	100	0	P	H
VHT80		16830	50.31	-17.89	68.2	42.45	40.25	25.78	58.17	100	0	P	H
CH 122		11220	48.11	-25.89	74	48.46	39.88	20.37	60.6	100	0	P	V
5610MHz		16830	49.81	-18.39	68.2	41.95	40.25	25.78	58.17	100	0	P	V
Remark	1. No other spurious found. 2. All results are PASS against Peak and Average limit line.												

Band 3 - Straddle Channel

WIFI 802.11a (Band Edge @ 3m)

WIFI Ant. 2	Note	Frequency (MHz)	Level (dBμV/m)	Over Limit (dB)	Limit Line (dBμV/m)	Read Level (dBμV)	Antenna Factor (dB/m)	Path Loss (dB)	Preamp Factor (dB)	Ant Pos (cm)	Table Pos (deg)	Peak Avg. (P/A)	Pol. (H/V)
802.11a CH 144 5720MHz		5399.53	52.69	-21.31	74	38.44	31.4	12.58	29.73	157	334	P	H
		5465.83	53.94	-14.26	68.2	39.34	31.63	12.71	29.74	157	334	P	H
		5440.09	43.2	-10.8	54	28.72	31.56	12.66	29.74	157	334	A	H
	*	5720	112.65	-	-	97.47	31.88	13.15	29.85	157	334	P	H
	*	5720	105.34	-	-	90.16	31.88	13.15	29.85	157	334	A	H
		5865.5	54.78	-13.42	68.2	39.25	32.13	13.32	29.92	157	334	P	H
		5388.22	52.67	-21.33	74	38.48	31.35	12.57	29.73	100	355	P	V
		5468.95	52.03	-16.17	68.2	37.42	31.64	12.71	29.74	100	355	P	V
		5453.35	42.53	-11.47	54	27.98	31.61	12.68	29.74	100	355	A	V
	*	5720	108.95	-	-	93.77	31.88	13.15	29.85	100	355	P	V
	*	5720	101.63	-	-	86.45	31.88	13.15	29.85	100	355	A	V
		5923.5	54.79	-13.41	68.2	39.09	32.29	13.35	29.94	100	355	P	V
Remark	1. No other spurious found. 2. All results are PASS against Peak and Average limit line.												

Band 3 - Straddle Channel

WIFI 802.11a (Harmonic @ 3m)

WIFI Ant. 2	Note	Frequency (MHz)	Level (dBμV/m)	Over Limit (dB)	Limit Line (dBμV/m)	Read Level (dBμV)	Antenna Factor (dB/m)	Path Loss (dB)	Preamp Factor (dB)	Ant Pos (cm)	Table Pos (deg)	Peak Avg. (P/A)	Pol. (H/V)
802.11a CH 144 5720MHz		11440	56.94	-17.06	74	56.96	40.1	20.61	60.73	100	192	P	H
		11440	43.37	-10.63	54	43.39	40.1	20.61	60.73	100	192	A	H
		17160	52.5	-15.7	68.2	42.8	40.54	26.35	57.19	100	0	P	H
		11440	53.3	-20.7	74	53.32	40.1	20.61	60.73	153	329	P	V
		11440	39.57	-14.43	54	39.59	40.1	20.61	60.73	153	329	A	V
		17160	52.52	-15.68	68.2	42.82	40.54	26.35	57.19	100	0	P	V
Remark	1. No other spurious found. 2. All results are PASS against Peak and Average limit line.												

Band 3 - Straddle Channel

WIFI 802.11n HT20 (Band Edge @ 3m)

WIFI Ant. 2	Note	Frequency (MHz)	Level (dBμV/m)	Over Limit (dB)	Limit Line (dBμV/m)	Read Level (dBμV)	Antenna Factor (dB/m)	Path Loss (dB)	Preamp Factor (dB)	Ant Pos (cm)	Table Pos (deg)	Peak Avg. (P/A)	Pol. (H/V)
802.11n HT20 CH 144 5720MHz		5454.91	52.71	-21.29	74	38.16	31.61	12.68	29.74	312	254	P	H
		5470	52.4	-15.8	68.2	37.79	31.64	12.71	29.74	312	254	P	H
		5447.11	43.14	-10.86	54	28.62	31.59	12.67	29.74	312	254	A	H
	*	5720	111.16	-	-	95.98	31.88	13.15	29.85	312	254	P	H
	*	5720	103.93	-	-	88.75	31.88	13.15	29.85	312	254	A	H
		5946.25	55.72	-12.48	68.2	39.91	32.39	13.37	29.95	312	254	P	H
		5450.62	53.16	-20.84	74	38.62	31.6	12.68	29.74	107	354	P	V
		5469.73	53.62	-14.58	68.2	39.01	31.64	12.71	29.74	107	354	P	V
		5456.86	42.63	-11.37	54	28.07	31.61	12.69	29.74	107	354	A	V
	*	5720	108.06	-	-	92.88	31.88	13.15	29.85	107	354	P	V
	*	5720	100.22	-	-	85.04	31.88	13.15	29.85	107	354	A	V
		5915	54.66	-13.54	68.2	38.99	32.26	13.35	29.94	107	354	P	V
Remark	1. No other spurious found. 2. All results are PASS against Peak and Average limit line.												

Band 3 - Straddle Channel

WIFI 802.11n HT20 (Harmonic @ 3m)

WIFI Ant. 2	Note	Frequency (MHz)	Level (dBμV/m)	Over Limit (dB)	Limit Line (dBμV/m)	Read Level (dBμV)	Antenna Factor (dB/m)	Path Loss (dB)	Preamp Factor (dB)	Ant Pos (cm)	Table Pos (deg)	Peak Avg. (P/A)	Pol. (H/V)
802.11n HT20 CH 144 5720MHz		11440	60.56	-13.44	74	60.58	40.1	20.61	60.73	293	304	P	H
		11440	45.57	-8.43	54	45.59	40.1	20.61	60.73	293	304	A	H
		17160	52.08	-16.12	68.2	42.38	40.54	26.35	57.19	100	0	P	H
		11440	55.96	-18.04	74	55.98	40.1	20.61	60.73	317	278	P	V
		11440	41.42	-12.58	54	41.44	40.1	20.61	60.73	317	278	A	V
		17160	51.95	-16.25	68.2	42.25	40.54	26.35	57.19	100	0	P	V
Remark	1. No other spurious found. 2. All results are PASS against Peak and Average limit line.												

Band 3 - Straddle Channel

WIFI 802.11n HT40 (Band Edge @ 3m)

WIFI Ant. 2	Note	Frequency (MHz)	Level (dBµV/m)	Over Limit (dB)	Limit Line (dBµV/m)	Read Level (dBµV)	Antenna Factor (dB/m)	Path Loss (dB)	Preamp Factor (dB)	Ant Pos (cm)	Table Pos (deg)	Peak Avg. (P/A)	Pol. (H/V)
802.11n HT40 CH 142 5710MHz		5444.38	53.52	-20.48	74	39.02	31.58	12.66	29.74	311	253	P	H
		5468.17	52.34	-15.86	68.2	37.73	31.64	12.71	29.74	311	253	P	H
		5453.35	43.67	-10.33	54	29.12	31.61	12.68	29.74	311	253	A	H
	*	5710	108.48	-	-	93.34	31.84	13.14	29.84	311	253	P	H
	*	5710	101.09	-	-	85.95	31.84	13.14	29.84	311	253	A	H
		5934.25	54.48	-13.72	68.2	38.73	32.34	13.36	29.95	311	253	P	H
		5441.26	54.77	-19.23	74	40.28	31.57	12.66	29.74	106	354	P	V
		5465.83	52.06	-16.14	68.2	37.46	31.63	12.71	29.74	106	354	P	V
		5442.04	43.4	-10.6	54	28.91	31.57	12.66	29.74	106	354	A	V
	*	5710	104.85	-	-	89.71	31.84	13.14	29.84	106	354	P	V
	*	5710	97.54	-	-	82.4	31.84	13.14	29.84	106	354	A	V
		5917.75	54.1	-14.1	68.2	38.42	32.27	13.35	29.94	106	354	P	V
Remark	1. No other spurious found. 2. All results are PASS against Peak and Average limit line.												

Band 3 - Straddle Channel

WIFI 802.11n HT40 (Harmonic @ 3m)

WIFI Ant. 2	Note	Frequency (MHz)	Level (dBμV/m)	Over Limit (dB)	Limit Line (dBμV/m)	Read Level (dBμV)	Antenna Factor (dB/m)	Path Loss (dB)	Preamp Factor (dB)	Ant Pos (cm)	Table Pos (deg)	Peak Avg. (P/A)	Pol. (H/V)
802.11n HT40 CH 142 5710MHz		11420	56.02	-17.98	74	56.05	40.1	20.59	60.72	294	304	P	H
		11420	44.86	-9.14	54	44.89	40.1	20.59	60.72	294	304	A	H
		17130	51.81	-16.39	68.2	42.39	40.42	26.3	57.3	100	0	P	H
		11420	53.01	-20.99	74	53.04	40.1	20.59	60.72	200	221	P	V
		11420	40.19	-13.81	54	40.22	40.1	20.59	60.72	200	221	A	V
		17130	51.91	-16.29	68.2	42.49	40.42	26.3	57.3	100	0	P	V
Remark	1. No other spurious found. 2. All results are PASS against Peak and Average limit line.												

Band 3 - Straddle Channel

WIFI 802.11ac VHT80 (Band Edge @ 3m)

WIFI Ant. 2	Note	Frequency (MHz)	Level (dBμV/m)	Over Limit (dB)	Limit Line (dBμV/m)	Read Level (dBμV)	Antenna Factor (dB/m)	Path Loss (dB)	Preamp Factor (dB)	Ant Pos (cm)	Table Pos (deg)	Peak Avg. (P/A)	Pol. (H/V)
802.11ac VHT80 CH 138 5690MHz		5441.26	54	-20	74	39.51	31.57	12.66	29.74	312	256	P	H
		5468.56	53.06	-15.14	68.2	38.45	31.64	12.71	29.74	312	256	P	H
		5424.88	45.77	-8.23	54	31.38	31.5	12.63	29.74	312	256	A	H
	*	5690	105.36	-	-	90.31	31.78	13.1	29.83	312	256	P	H
	*	5690	97.84	-	-	82.79	31.78	13.1	29.83	312	256	A	H
		5851	57.63	-10.57	68.2	42.13	32.1	13.31	29.91	312	256	P	H
		5452.18	53.07	-20.93	74	38.53	31.6	12.68	29.74	100	353	P	V
		5470	54.25	-13.95	68.2	39.64	31.64	12.71	29.74	100	353	P	V
		5422.54	45.29	-8.71	54	30.92	31.49	12.62	29.74	100	353	A	V
	*	5690	101.64	-	-	86.59	31.78	13.1	29.83	100	353	P	V
	*	5690	94.16	-	-	79.11	31.78	13.1	29.83	100	353	A	V
		5854.25	53.73	-14.47	68.2	38.22	32.11	13.31	29.91	100	353	P	V
Remark	1. No other spurious found. 2. All results are PASS against Peak and Average limit line.												

Band 3 - Straddle Channel

WIFI 802.11ac VHT80 (Harmonic @ 3m)

WIFI Ant. 2	Note	Frequency (MHz)	Level (dBμV/m)	Over Limit (dB)	Limit Line (dBμV/m)	Read Level (dBμV)	Antenna Factor (dB/m)	Path Loss (dB)	Preamp Factor (dB)	Ant Pos (cm)	Table Pos (deg)	Peak Avg. (P/A)	Pol. (H/V)
802.11ac		11380	49.9	-24.1	74	50.01	40.04	20.54	60.69	100	0	P	H
VHT80		17070	50.61	-17.59	68.2	41.54	40.39	26.2	57.52	100	0	P	H
CH 138		11380	49.58	-24.42	74	49.69	40.04	20.54	60.69	100	0	P	V
5690MHz		17070	50.39	-17.81	68.2	41.32	40.39	26.2	57.52	100	0	P	V
Remark	1. No other spurious found. 2. All results are PASS against Peak and Average limit line.												

Emission below 1GHz

WIFI 802.11ac VHT80 (LF @ 3m)

WIFI Ant. 2	Note	Frequency (MHz)	Level (dBμV/m)	Over Limit (dB)	Limit Line (dBμV/m)	Read Level (dBμV)	Antenna Factor (dB/m)	Path Loss (dB)	Preamp Factor (dB)	Ant Pos (cm)	Table Pos (deg)	Peak Avg. (P/A)	Pol. (H/V)
802.11ac VHT80 LF		30	21.94	-18.06	40	28.83	24.39	0.91	32.19	-	-	P	H
		182.29	24.24	-19.26	43.5	39.3	14.8	2.45	32.31	-	-	P	H
		452.92	25.86	-20.14	46	31.12	23.2	3.68	32.14	-	-	P	H
		561.56	28.89	-17.11	46	30.6	26.17	4.11	31.99	-	-	P	H
		756.53	32.29	-13.71	46	31.74	28.07	4.75	32.27	-	-	P	H
		954.41	34.63	-11.37	46	29.66	30.86	5.39	31.28	100	0	P	H
		32.91	22.7	-17.3	40	30.97	22.99	0.97	32.23	-	-	P	V
		88.2	24.63	-18.87	43.5	40.94	14.32	1.66	32.29	-	-	P	V
		176.47	21.72	-21.78	43.5	36.48	15.12	2.42	32.3	-	-	P	V
		766.23	31.9	-14.1	46	31.31	28.12	4.77	32.3	-	-	P	V
		903	33.6	-12.4	46	31.22	29.06	5.2	31.88	-	-	P	V
		941.8	34.8	-11.2	46	30.48	30.4	5.35	31.43	100	0	P	V
Remark	1. No other spurious found. 2. All results are PASS against limit line.												

Note symbol

*	**Fundamental Frequency** which can be ignored. However, the level of any unwanted emissions shall not exceed the level of the fundamental frequency.
!	Test result is **over limit** line.
P/A	**P**eak or **A**verage
H/V	**H**orizontal or **V**ertical

A calculation example for radiated spurious emission is shown as below:

WIFI	Note	Frequency	Level	Over	Limit	Read	Antenna	Path	Preamp	Ant	Table	Peak	Pol.
Ant.				Limit	Line	Level	Factor	Loss	Factor	Pos	Pos	Avg.	
2		(MHz)	(dBμV/m)	(dB)	(dBμV/m)	(dBμV)	(dB/m)	(dB)	(dB)	(cm)	(deg)	(P/A)	(H/V)
802.11b CH 01 2412MHz		2390	55.45	-18.55	74	54.51	32.22	4.58	35.86	103	308	P	H
		2390	43.54	-10.46	54	42.6	32.22	4.58	35.86	103	308	A	H

1. Path Loss(dB) = Cable loss(dB) + Filter loss(dB) + Attenuator loss(dB)
2. Level(dBμV/m) = Antenna Factor(dB/m) + Path Loss(dB) + Read Level(dBμV) - Preamp Factor(dB)
3. Over Limit(dB) = Level(dBμV/m) – Limit Line(dBμV/m)

For Peak Limit @ 2390MHz:

1. Level(dBμV/m)

= Antenna Factor(dB/m) + Path Loss(dB) + Read Level(dBμV) - Preamp Factor(dB)

= 32.22(dB/m) + 4.58(dB) + 54.51(dBμV) – 35.86 (dB)

= 55.45 (dBμV/m)

2. Over Limit(dB)

= Level(dBμV/m) – Limit Line(dBμV/m)

= 55.45(dBμV/m) – 74(dBμV/m)

= -18.55(dB)

For Average Limit @ 2390MHz:

1. Level(dBμV/m)

= Antenna Factor(dB/m) + Path Loss(dB) + Read Level(dBμV) - Preamp Factor(dB)

= 32.22(dB/m) + 4.58(dB) + 42.6(dBμV) – 35.86 (dB)

= 43.54 (dBμV/m)

2. Over Limit(dB) = Level(dBμV/m) – Limit Line(dBμV/m)

= 43.54(dBμV/m) – 54(dBμV/m)

= -10.46(dB)

Both peak and average measured complies with the limit line, so test result is “PASS”.

Appendix C. Radiated Spurious Emission

Test Engineer :	Jacky Hung, Andy Yang and CR Liao	**Temperature :**	20~25°C
		Relative Humidity :	50~60%

Note symbol

-L	**Low channel location**
-R	**High channel location**

Band 2 - 5250~5350MHz

WIFI 802.11a (Band Edge @ 3m)

WIFI	Band 2 5250~5350MHz Band Edge @ 3m	
ANT	802.11a CH52 5260MHz - L	
1	Horizontal	Fundamental
Peak	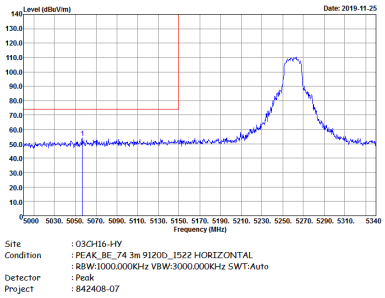	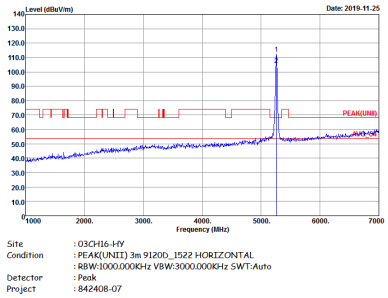
Avg.	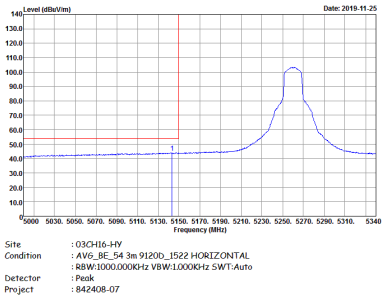	Left blank

WIFI	Band 2 5250~5350MHz Band Edge @ 3m	
ANT	802.11a CH52 5260MHz - R	
1	Horizontal	Fundamental
Peak	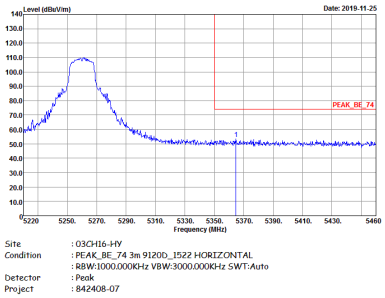	Left blank
Avg.	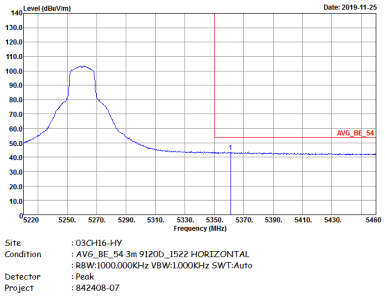	Left blank

WIFI	Band 2 5250~5350MHz Band Edge @ 3m	
ANT	802.11a CH52 5260MHz - L	
1	Vertical	Fundamental
Peak	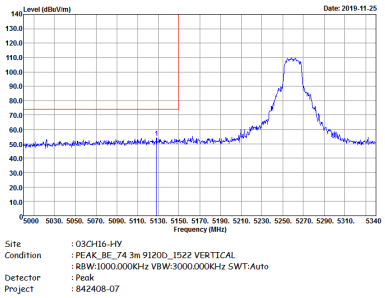	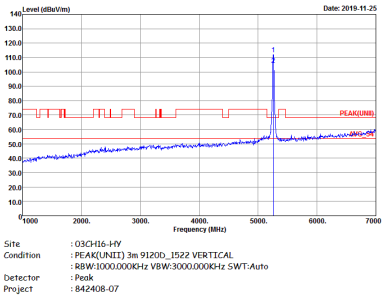
Avg.	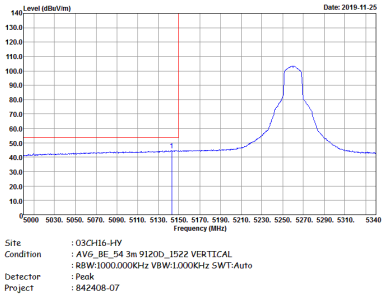	Left blank

WIFI	Band 2 5250~5350MHz Band Edge @ 3m	
ANT	802.11a CH52 5260MHz - R	
1	Vertical	Fundamental
Peak	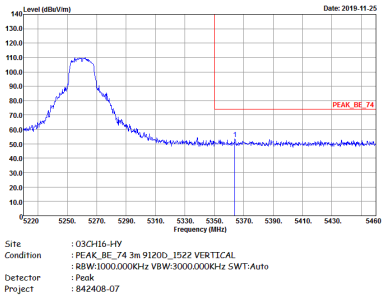	Left blank
Avg.	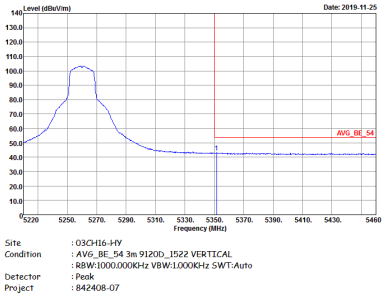	Left blank

WIFI	Band 2 5250~5350MHz Band Edge @ 3m	
ANT	802.11a CH60 5300MHz - L	
1	Horizontal	Fundamental
Peak	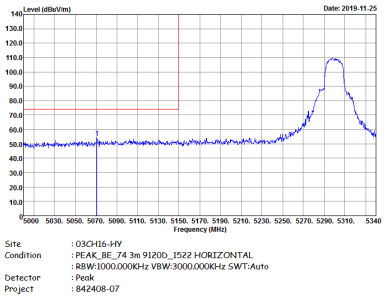	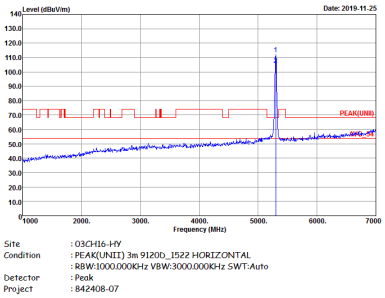
Avg.	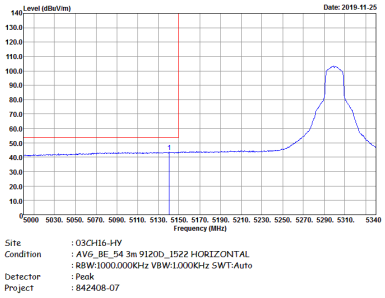	Left blank

WIFI	Band 2 5250~5350MHz Band Edge @ 3m	
ANT	802.11a CH60 5300MHz - R	
1	Horizontal	Fundamental
Peak	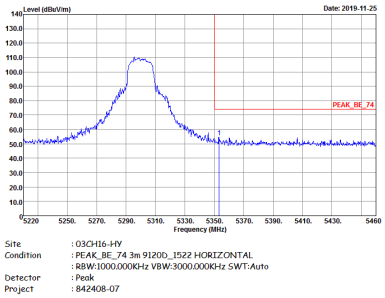	Left blank
Avg.	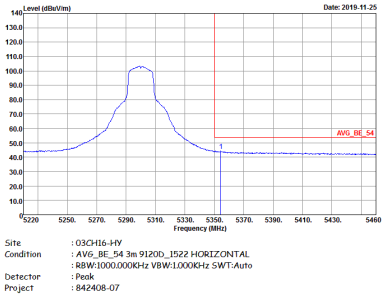	Left blank

WIFI	Band 2 5250~5350MHz Band Edge @ 3m	
ANT	802.11a CH60 5300MHz - L	
1	Vertical	Fundamental
Peak	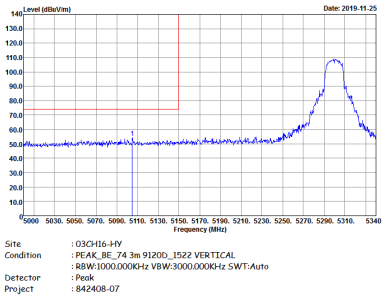	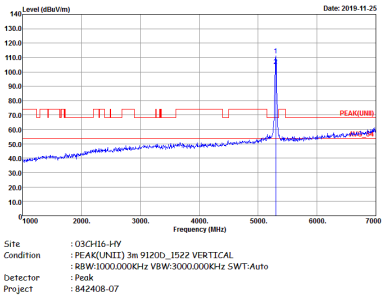
Avg.	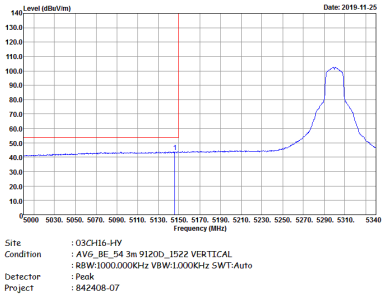	Left blank

WIFI	Band 2 5250~5350MHz Band Edge @ 3m	
ANT	802.11a CH60 5300MHz - R	
1	Vertical	Fundamental
Peak	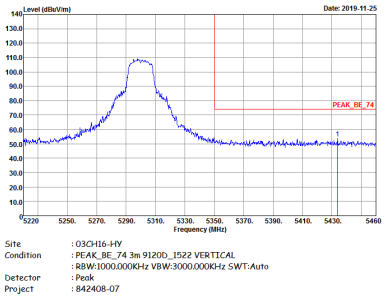	Left blank
Avg.	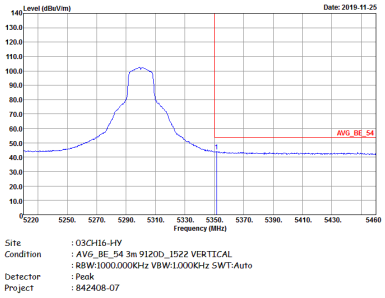	Left blank

WIFI	Band 2 5250~5350MHz Band Edge @ 3m	
ANT	802.11a CH64 5320MHz	
1	Horizontal	Fundamental
Peak	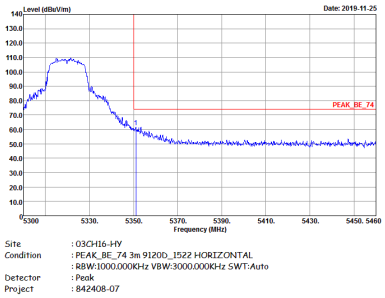	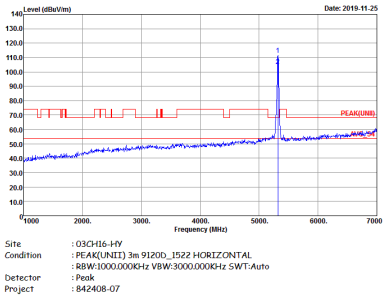
Avg.	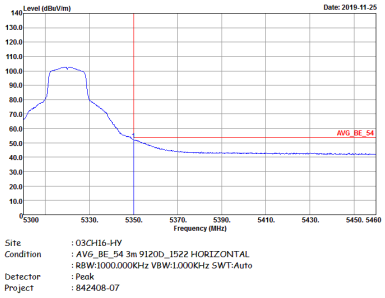	Left blank

WIFI	Band 2 5250~5350MHz Band Edge @ 3m	
ANT	802.11a CH64 5320MHz	
1	Vertical	Fundamental
Peak	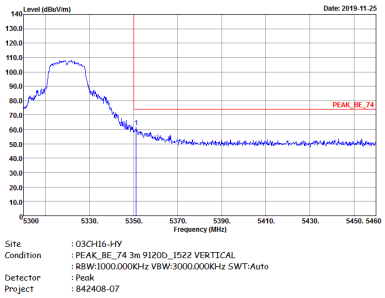	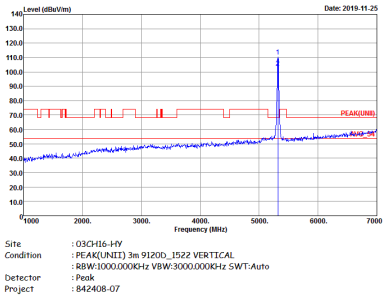
Avg.	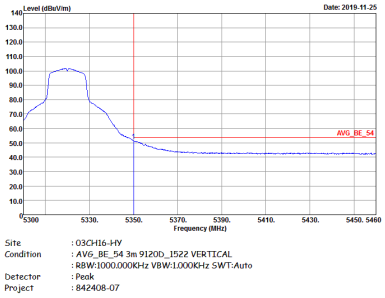	Left blank

Band 2 5250~5350MHz
WIFI 802.11n HT20 (Band Edge @ 3m)

WIFI	Band 2 5250~5350MHz Band Edge @ 3m	
ANT	802.11n HT20 CH52 5260MHz - L	
1	Horizontal	Fundamental
Peak	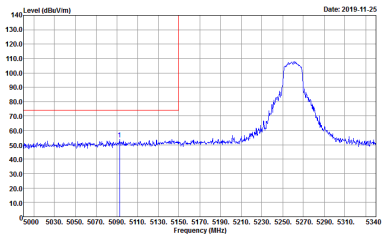	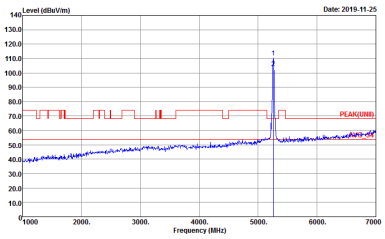
Avg.	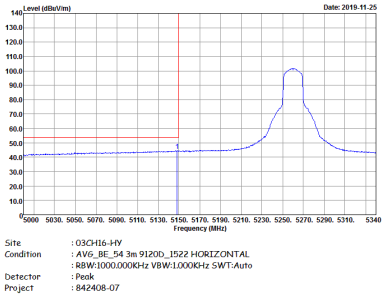	Left blank

WIFI	Band 2 5250~5350MHz Band Edge @ 3m	
ANT	802.11n HT20 CH52 5260MHz - R	
1	Horizontal	Fundamental
Peak	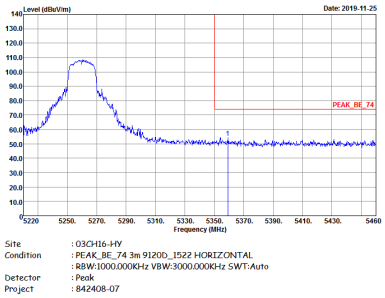	Left blank
Avg.	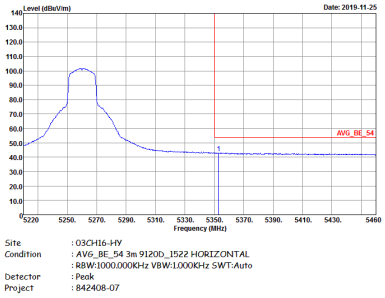	Left blank

WIFI	Band 2 5250~5350MHz Band Edge @ 3m	
ANT	802.11n HT20 CH52 5260MHz - L	
1	Vertical	Fundamental
Peak	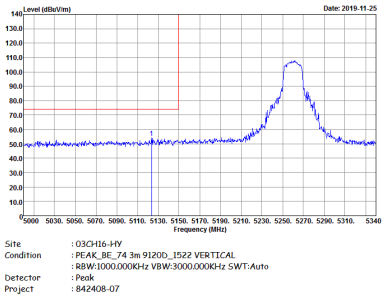	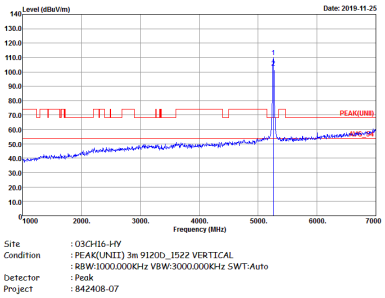
Avg.	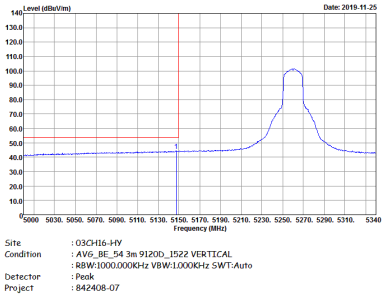	Left blank

WIFI	Band 2 5250~5350MHz Band Edge @ 3m	
ANT	802.11n HT20 CH52 5260MHz - R	
1	Vertical	Fundamental
Peak	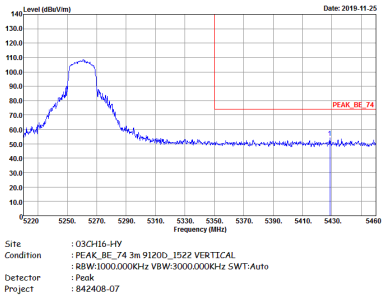	Left blank
Avg.	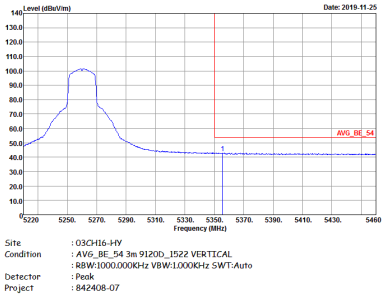	Left blank

WIFI	Band 2 5250~5350MHz Band Edge @ 3m	
ANT	802.11n HT20 CH60 5300MHz - L	
1	Horizontal	Fundamental
Peak	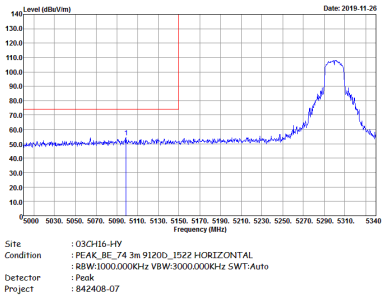	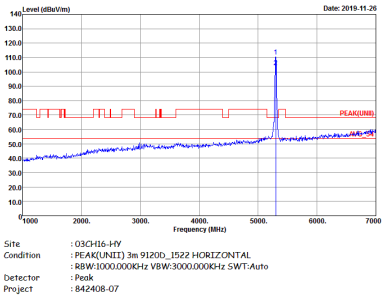
Avg.	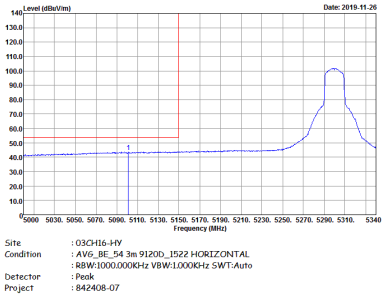	Left blank

WIFI	Band 2 5250~5350MHz Band Edge @ 3m	
ANT	802.11n HT20 CH60 5300MHz - R	
1	Horizontal	Vertical
Peak	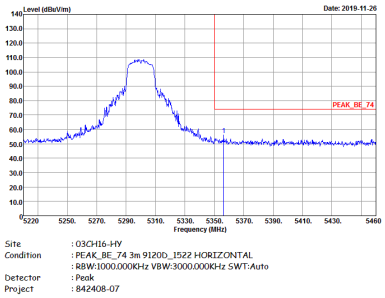	Left blank
Avg.	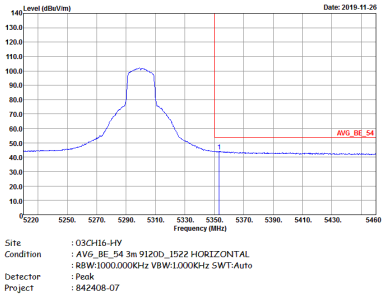	Left blank

WIFI	Band 2 5250~5350MHz Band Edge @ 3m	
ANT	802.11n HT20 CH60 5300MHz - L	
1	Vertical	Fundamental
Peak	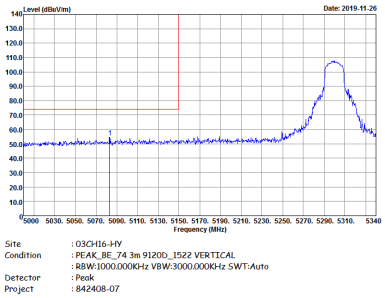	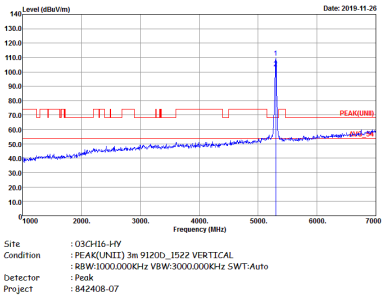
Avg.	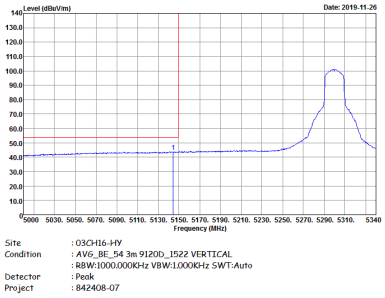	Left blank

WIFI	Band 2 5250~5350MHz Band Edge @ 3m	
ANT	802.11n HT20 CH60 5300MHz - R	
1	Vertical	Fundamental
Peak	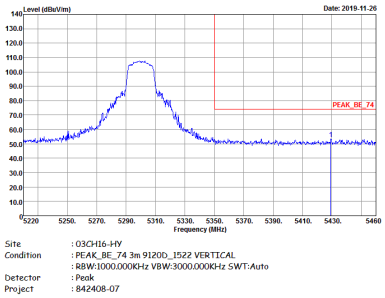	Left blank
Avg.	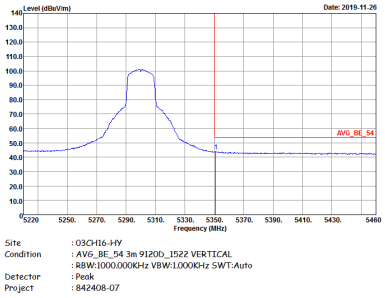	Left blank

WIFI	Band 2 5250~5350MHz Band Edge @ 3m	
ANT	802.11n HT20 CH64 5320MHz	
1	Horizontal	Fundamental
Peak	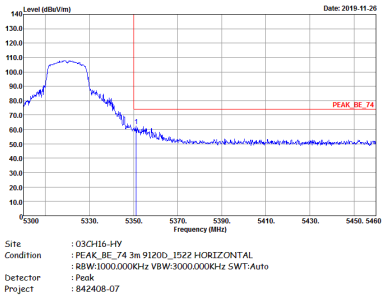	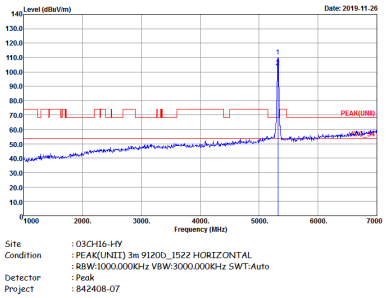
Avg.	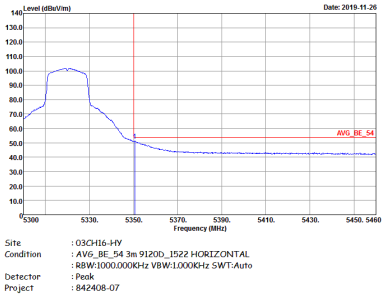	Left blank

WIFI	Band 2 5250~5350MHz Band Edge @ 3m	
ANT	802.11n HT20 CH64 5320MHz	
1	Vertical	Fundamental
Peak	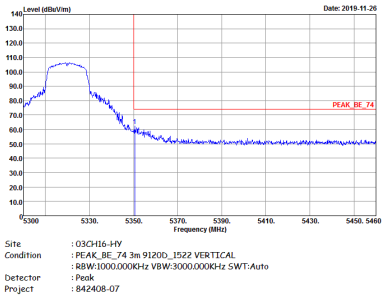	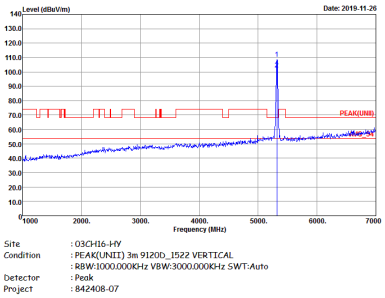
Avg.	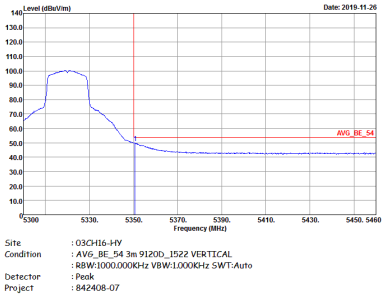	Left blank

Band 2 5250~5350MHz
WIFI 802.11n HT40 (Band Edge @ 3m)

WIFI	Band 2 5250~5350MHz Band Edge @ 3m	
ANT	802.11n HT40 CH54 5270 - L	
1	Horizontal	Fundamental
Peak	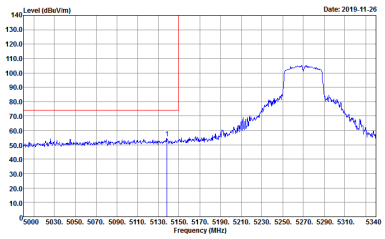	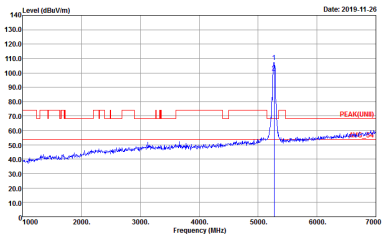
Avg.	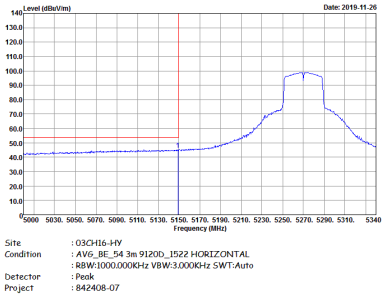	Left blank

WIFI	Band 2 5250~5350MHz Band Edge @ 3m	
ANT	802.11n HT40 CH54 5270 - R	
1	Horizontal	Fundamental
Peak	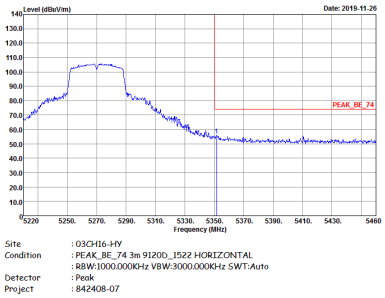	Left blank
Avg.	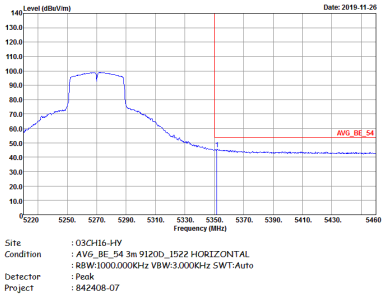	Left blank

WIFI	Band 2 5250~5350MHz Band Edge @ 3m	
ANT	802.11n HT40 CH54 5270 - L	
1	Vertical	Vertical
Peak	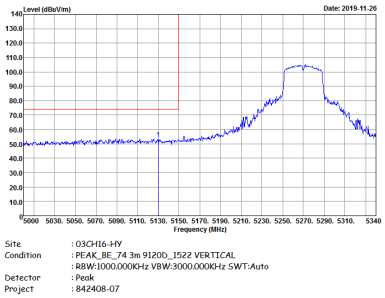	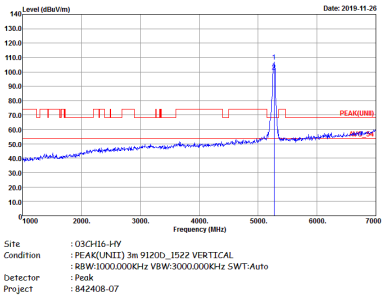
Avg.	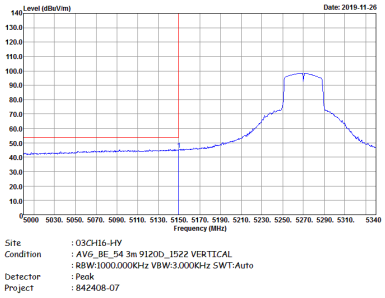	Left blank

WIFI	Band 2 5250~5350MHz Band Edge @ 3m	
ANT	802.11n HT40 CH54 5270 - R	
1	Vertical	Vertical
Peak	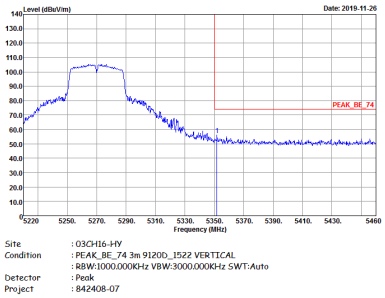	Left blank
Avg.	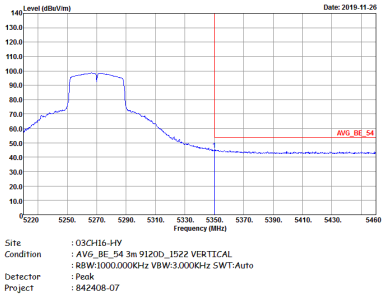	Left blank

WIFI	Band 2 5250~5350MHz Band Edge @ 3m	
ANT	802.11n HT40 CH62 5310 - L	
1	Horizontal	Fundamental
Peak	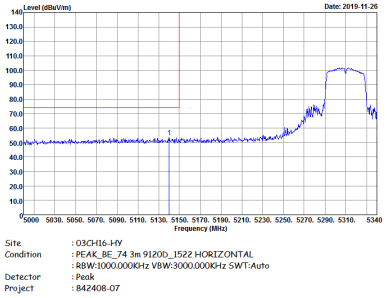	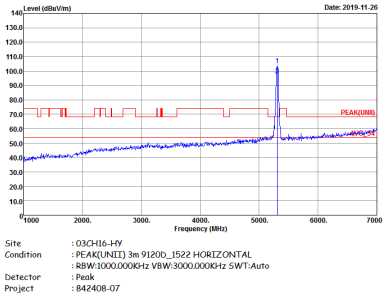
Avg.	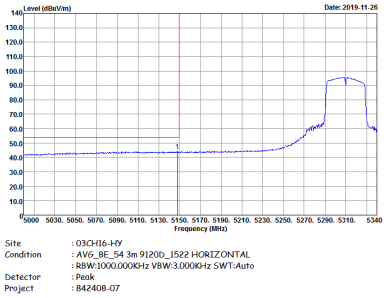	Left blank

WIFI	Band 2 5250~5350MHz Band Edge @ 3m	
ANT	802.11n HT40 CH62 5310 - R	
1	Horizontal	Fundamental
Peak	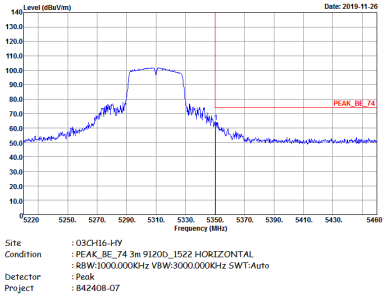	Left blank
Avg.	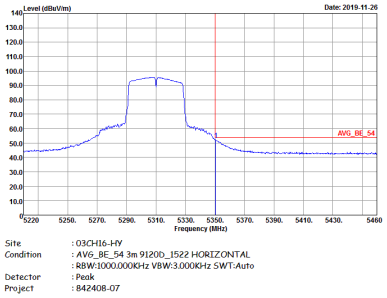	Left blank

WIFI	Band 2 5250~5350MHz Band Edge @ 3m	
ANT	802.11n HT40 CH62 5310 - L	
1	Vertical	Fundamental
Peak	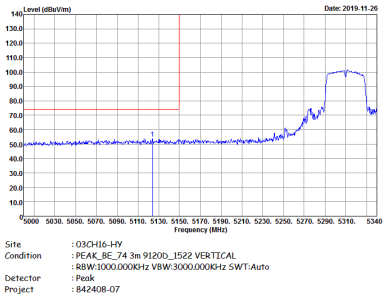	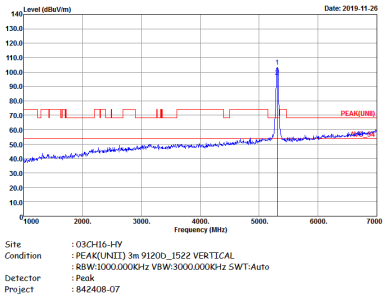
Avg.	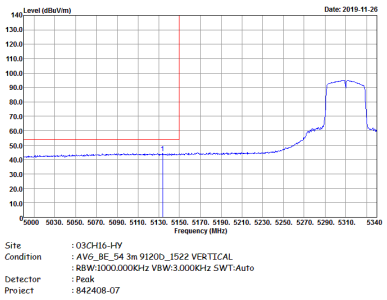	Left blank

WIFI	Band 2 5250~5350MHz Band Edge @ 3m	
ANT	802.11n HT40 CH62 5310 - R	
1	Vertical	Fundamental
Peak	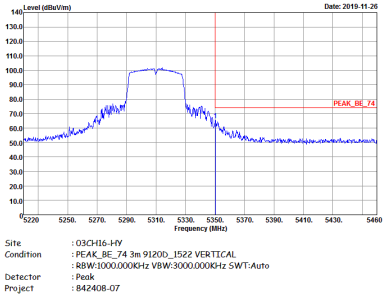	Left blank
Avg.	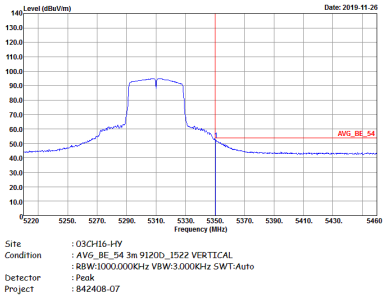	Left blank

Band 2 5250~5350MHz
WIFI 802.11ac VHT80 (Band Edge @ 3m)

WIFI	Band 2 5250~5350MHz Band Edge @ 3m	
ANT	802.11ac VHT80 CH58 5290MHz - L	
1	Horizontal	Fundamental
Peak	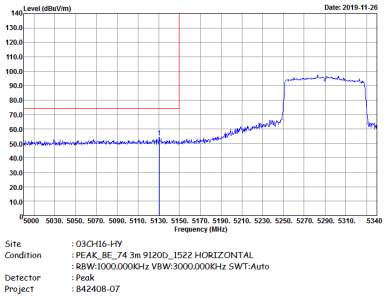	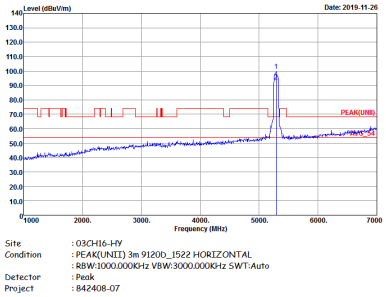
Avg.	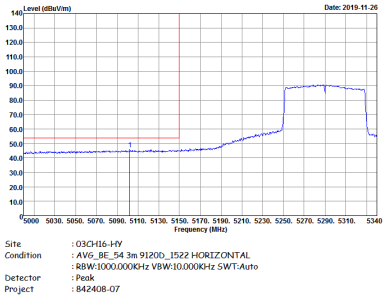	Left blank

WIFI	Band 2 5250~5350MHz Band Edge @ 3m	
ANT	802.11ac VHT80 CH58 5290MHz - R	
1	Horizontal	Fundamental
Peak	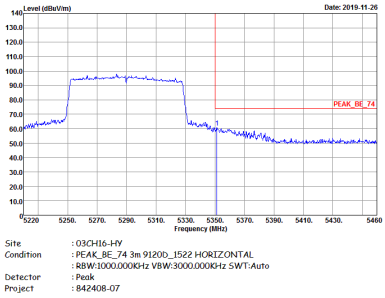	Left blank
Avg.	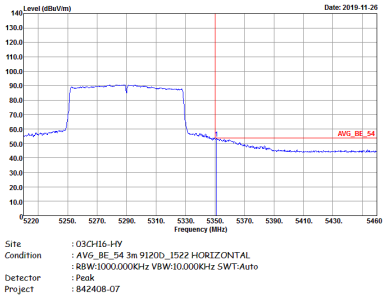	Left blank

WIFI	Band 2 5250~5350MHz Band Edge @ 3m	
ANT	802.11ac VHT80 CH58 5290MHz - L	
1	Vertical	Fundamental
Peak	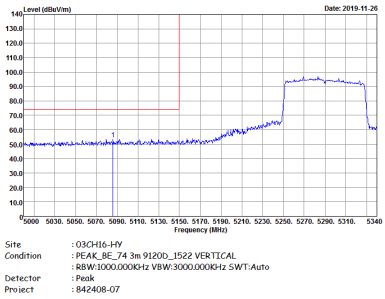	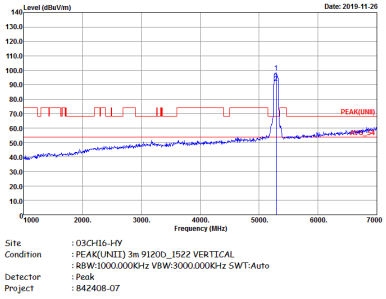
Avg.	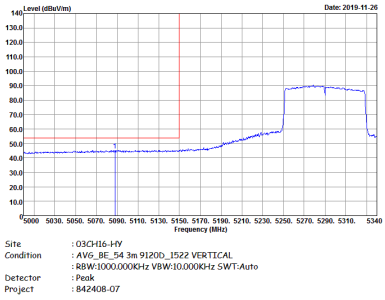	Left blank

WIFI	Band 2 5250~5350MHz Band Edge @ 3m	
ANT	802.11ac VHT80 CH58 5290MHz - R	
1	Vertical	Fundamental
Peak	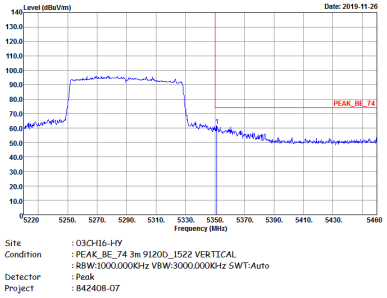	Left blank
Avg.	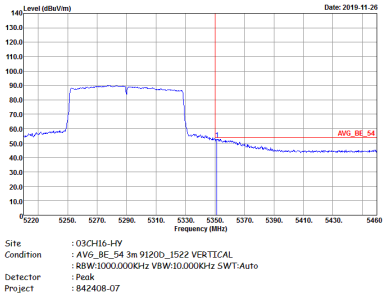	Left blank

Band 2 - 5250~5350MHz

WIFI 802.11a (Harmonic @ 3m)

WIFI	Band 2 5250~5350MHz Harmonic @ 3m	
ANT	802.11a CH52 5260MHz	
1	Horizontal	Vertical
Peak Avg.	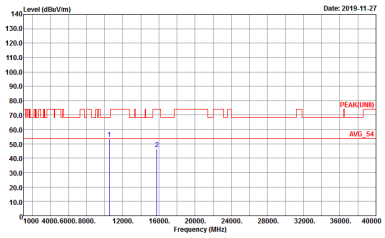 Site : 03CH16-HY Condition : PEAK(UNII) 3m 9120D_1522 HORIZONTAL Detector : Peak Project : 842408-07	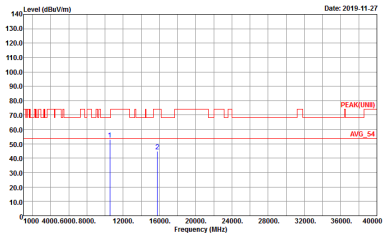 Site : 03CH16-HY Condition : PEAK(UNII) 3m 9120D_1522 VERTICAL Detector : Peak Project : 842408-07

WIFI	Band 2 5250~5350MHz Harmonic @ 3m	
ANT	802.11a CH60 5300MHz	
1	Horizontal	Vertical
Peak Avg.	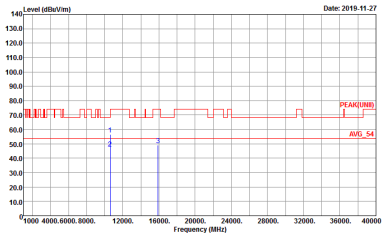 Site : 03CH16-HY Condition : PEAK(UNII) 3m 9120D_1522 HORIZONTAL Detector : Peak Project : 842408-07	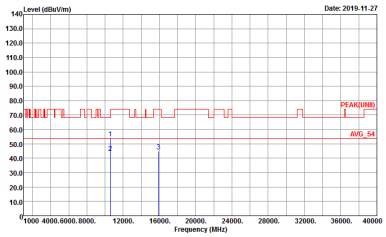 Site : 03CH16-HY Condition : PEAK(UNII) 3m 9120D_1522 VERTICAL Detector : Peak Project : 842408-07

WIFI	Band 2 5250~5350MHz Harmonic @ 3m	
ANT	802.11a CH64 5320MHz	
1	Horizontal	Vertical
Peak Avg.	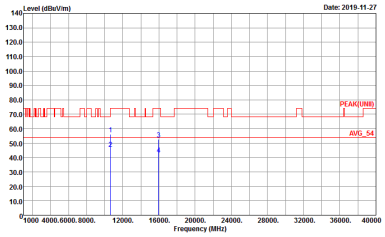 Site : 03CH16-HY Condition : PEAK(UNII) 3m 9120D_1522 HORIZONTAL Detector : Peak Project : 842408-07	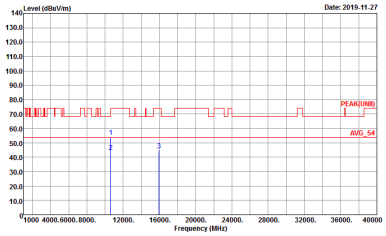 Site : 03CH16-HY Condition : PEAK(UNII) 3m 9120D_1522 VERTICAL Detector : Peak Project : 842408-07

Band 2 5250~5350MHz

WIFI 802.11n HT20 (Harmonic @ 3m)

WIFI	Band 2 5250~5350MHz Harmonic @ 3m	
ANT	802.11n HT20 CH52 5260MHz	
1	Horizontal	Vertical
Peak Avg.	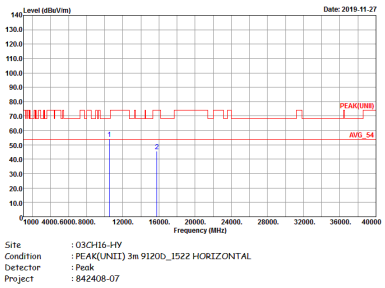	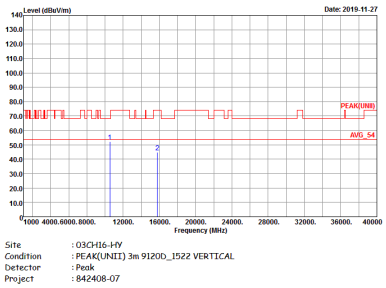

WIFI	Band 2 5250~5350MHz Harmonic @ 3m	
ANT	802.11n HT20 CH60 5300MHz	
1	Horizontal	Vertical
Peak Avg.	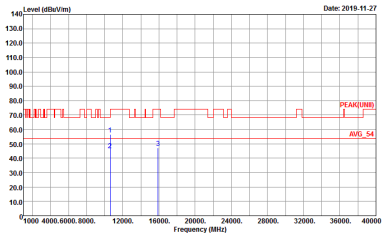 Site : 03CH16-HY Condition : PEAK(UNII) 3m 9120D_1522 HORIZONTAL Detector : Peak Project : 842408-07	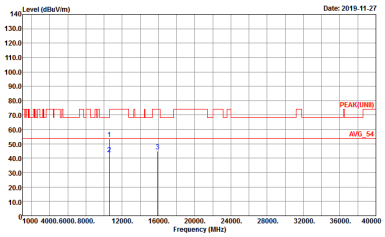 Site : 03CH16-HY Condition : PEAK(UNII) 3m 9120D_1522 VERTICAL Detector : Peak Project : 842408-07

WIFI	Band 2 5250~5350MHz Harmonic @ 3m	
ANT	802.11n HT20 CH64 5320MHz	
1	Horizontal	Vertical
Peak Avg.	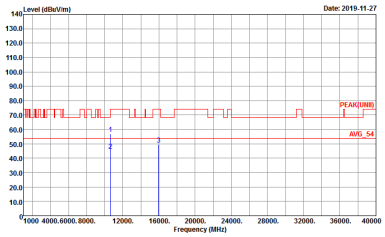 Site : 03CH16-HY Condition : PEAK(UNII) 3m 9120D_1522 HORIZONTAL Detector : Peak Project : 842408-07	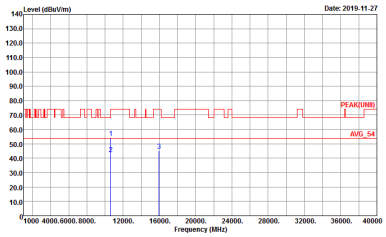 Site : 03CH16-HY Condition : PEAK(UNII) 3m 9120D_1522 VERTICAL Detector : Peak Project : 842408-07

Band 2 5250~5350MHz
WIFI 802.11n HT40 (Harmonic @ 3m)

WIFI	Band 2 5250~5350MHz Harmonic @ 3m	
ANT	802.11n HT40 CH54 5270	
1	Horizontal	Vertical
Peak Avg.	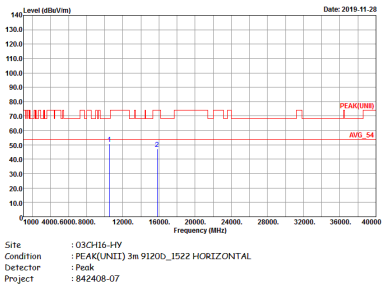	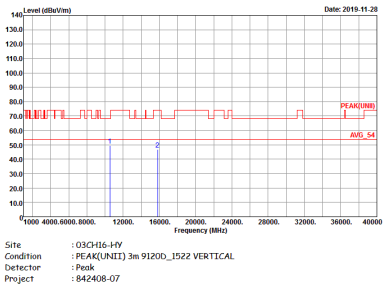

WIFI	Band 2 5250~5350MHz Harmonic @ 3m	
ANT	802.11n HT40 CH62 5310	
1	Horizontal	Vertical
Peak Avg.	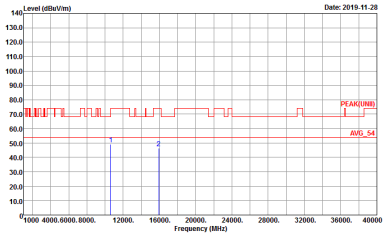	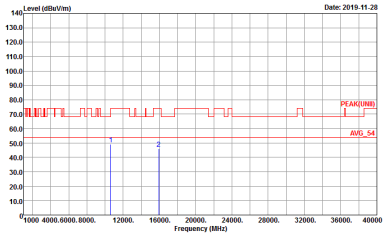

Band 2 5250~5350MHz

WIFI 802.11ac VHT80 (Harmonic @ 3m)

WIFI	Band 2 5250~5350MHz Harmonic @ 3m	
ANT	802.11ac VHT80 CH58 5290MHz	
1	Horizontal	Vertical
Peak Avg.	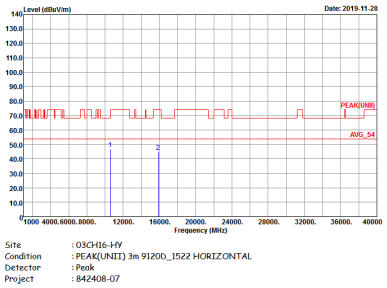	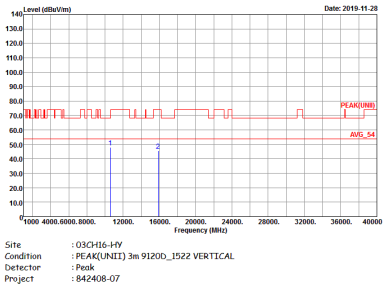

Band 3 - 5470~5725MHz

WIFI 802.11a (Band Edge @ 3m)

WIFI	Band 3 5470~5725MHz Band Edge @ 3m	
ANT	802.11a CH100 5500MHz	
1	Horizontal	Fundamental
Peak	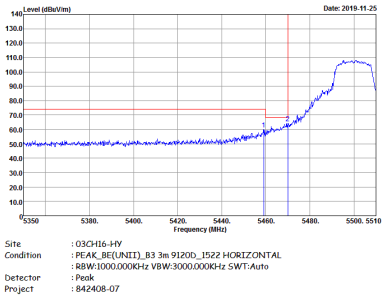	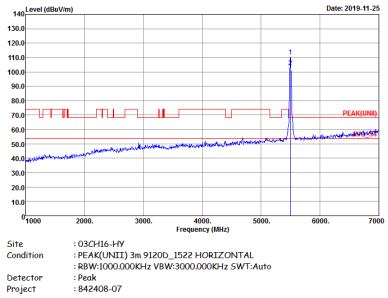
Avg.	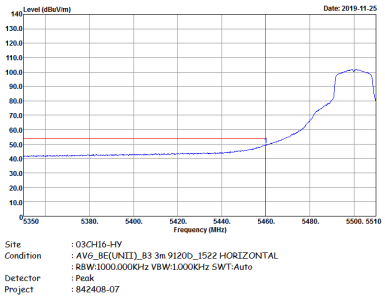	Left blank

WIFI	Band 3 5470~5725MHz Band Edge @ 3m	
ANT	802.11a CH100 5500MHz	
1	Vertical	Fundamental
Peak	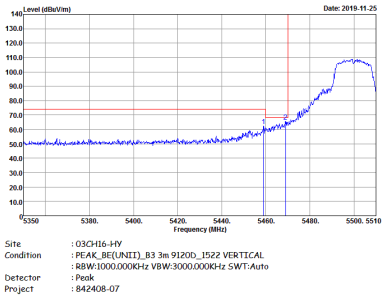	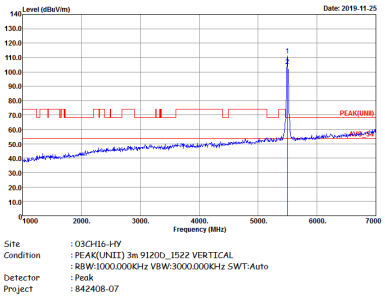
Avg.	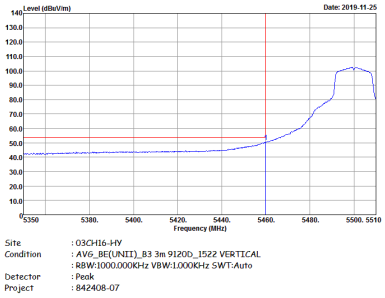	Left blank

WIFI	Band 3 5470~5725MHz Band Edge @ 3m	
ANT	802.11a CH116 5580MHz - L	
1	Horizontal	Fundamental
Peak	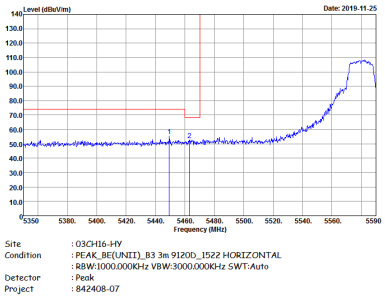	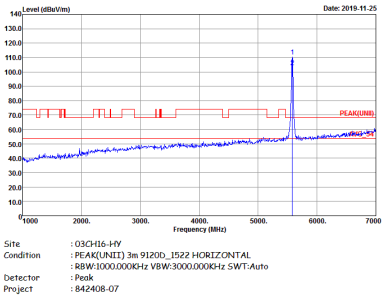
Avg.	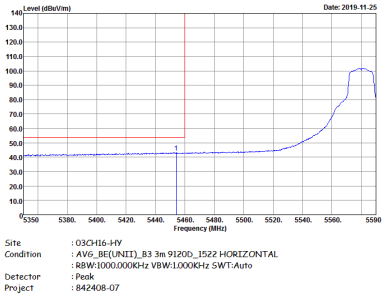	Left blank

WIFI	Band 3 5470~5725MHz Band Edge @ 3m	
ANT	802.11a CH116 5580MHz - R	
1	Horizontal	Fundamental
Peak	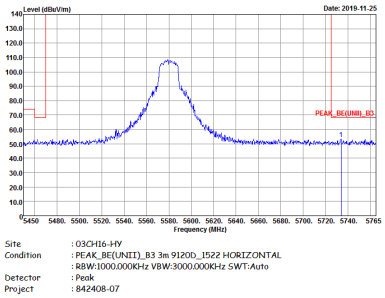	Left blank

WIFI	Band 3 5470~5725MHz Band Edge @ 3m	
ANT	802.11a CH116 5580MHz - L	
1	Vertical	Fundamental
Peak	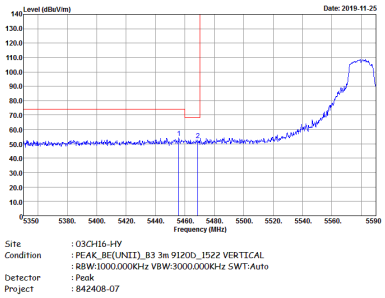	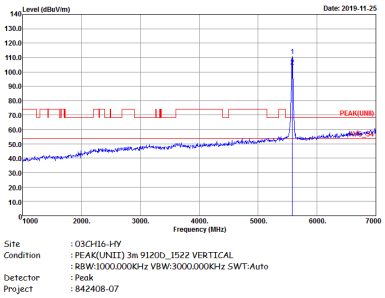
Avg.	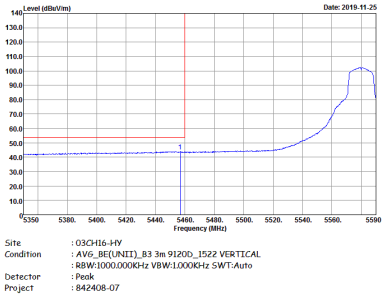	Left blank

WIFI	Band 3 5470~5725MHz Band Edge @ 3m	
ANT	802.11a CH116 5580MHz - R	
1	Vertical	Fundamental
Peak	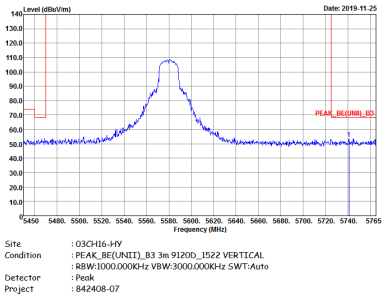	Left blank

WIFI	Band 3 5470~5725MHz Band Edge @ 3m	
ANT	802.11a CH140 5700MHz	
1	Horizontal	Fundamental
Peak	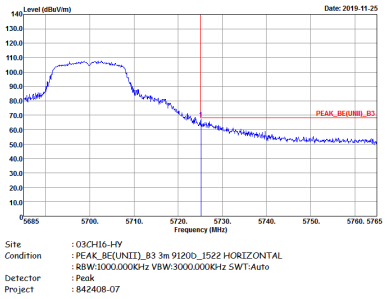	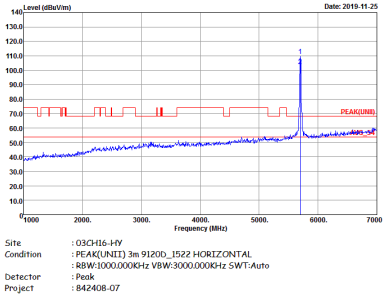

WIFI	Band 3 5470~5725MHz Band Edge @ 3m	
ANT	802.11a CH140 5700MHz	
1	Vertical	Fundamental
Peak	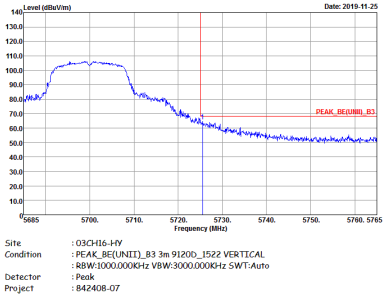	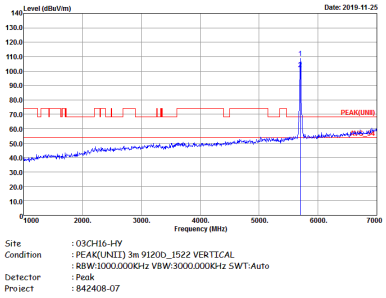

Band 3 5470~5725MHz
WIFI 802.11n HT20 (Band Edge @ 3m)

WIFI	Band 3 5470~5725MHz Band Edge @ 3m	
ANT	802.11n HT20 CH100 5500MHz	
1	Horizontal	Fundamental
Peak	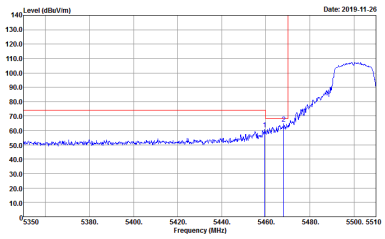	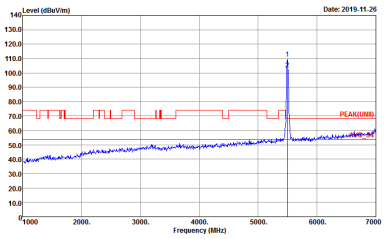
Avg.	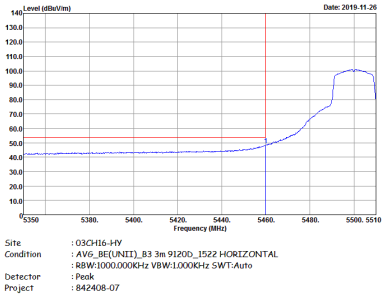	Left blank

WIFI	Band 3 5470~5725MHz Band Edge @ 3m	
ANT	802.11n HT20 CH100 5500MHz	
1	Vertical	Fundamental
Peak	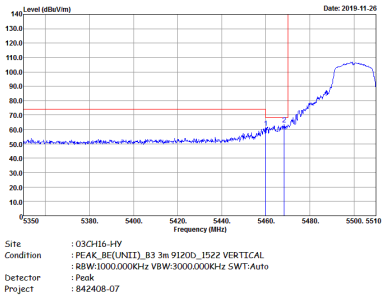	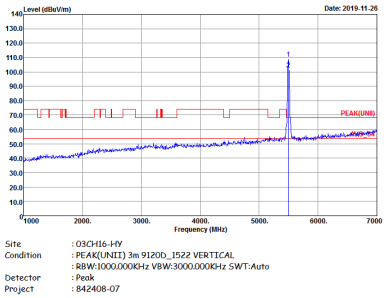
Avg.	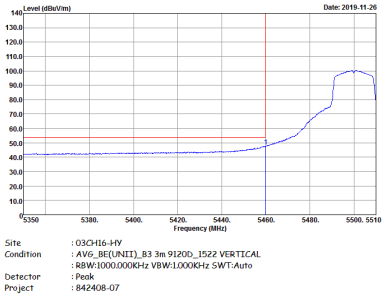	Left blank

WIFI	Band 3 5470~5725MHz Band Edge @ 3m	
ANT	802.11n HT20 CH116 5580MHz - L	
1	Horizontal	Fundamental
Peak	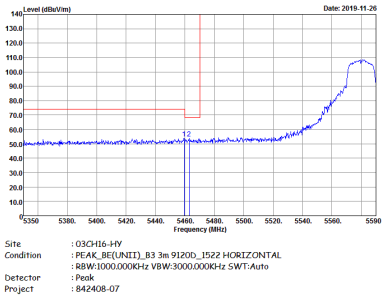	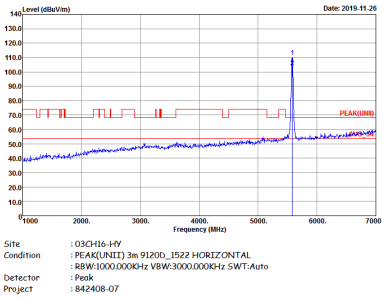
Avg.	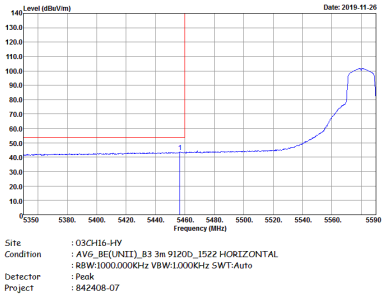	Left blank

WIFI	Band 3 5470~5725MHz Band Edge @ 3m	
ANT	802.11n HT20 CH116 5580MHz - R	
1	Horizontal	Fundamental
Peak	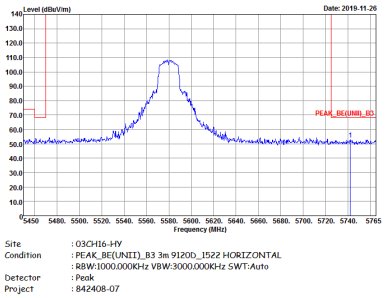	Left blank

WIFI	Band 3 5470~5725MHz Band Edge @ 3m	
ANT	802.11n HT20 CH116 5580MHz - L	
1	Vertical	Fundamental
Peak	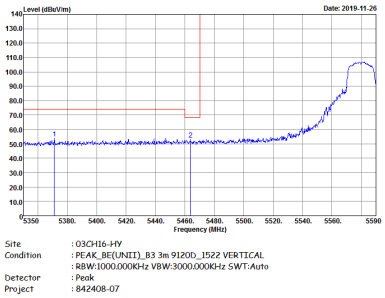	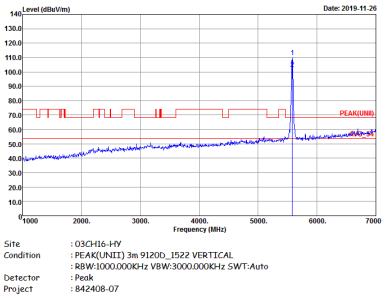
Avg.	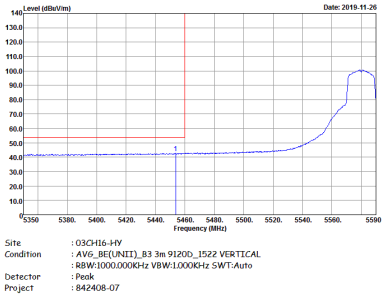	Left blank

WIFI	Band 3 5470~5725MHz Band Edge @ 3m	
ANT	802.11n HT20 CH116 5580MHz - R	
1	Vertical	Fundamental
Peak	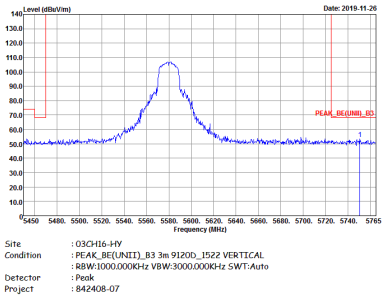	Left blank

WIFI	Band 3 5470~5725MHz Band Edge @ 3m	
ANT	802.11n HT20 CH140 5700MHz	
1	Horizontal	Fundamental
Peak	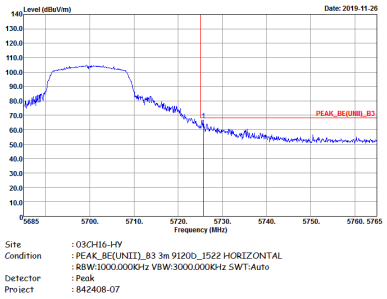	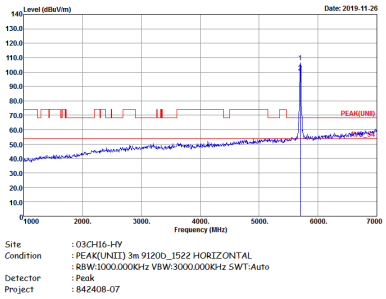

WIFI	Band 3 5470~5725MHz Band Edge @ 3m	
ANT	802.11n HT20 CH140 5700MHz	
1	Vertical	Fundamental
Peak.	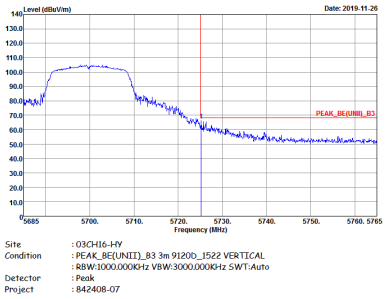	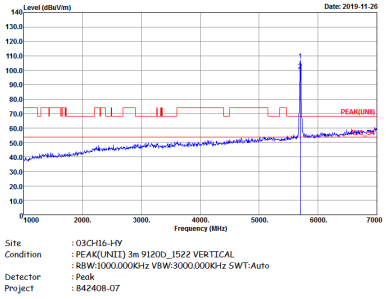

Band 3 5470~5725MHz
WIFI 802.11n HT40 (Band Edge @ 3m)

WIFI	Band 3 5470~5725MHz Band Edge @ 3m	
ANT	802.11n HT40 CH102 5510MHz - L	
1	Horizontal	Fundamental
Peak	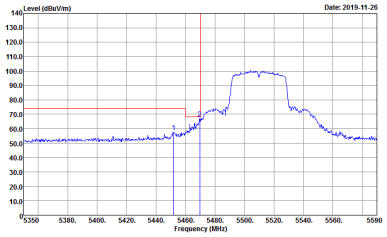	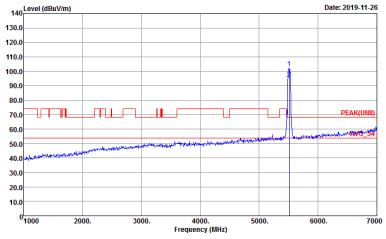
Avg.	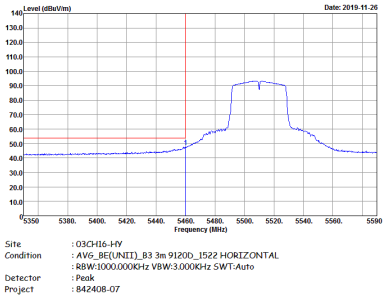	Left blank

WIFI	Band 3 5470~5725MHz Band Edge @ 3m	
ANT	802.11n HT40 CH102 5510MHz - R	
1	Horizontal	Fundamental
Peak	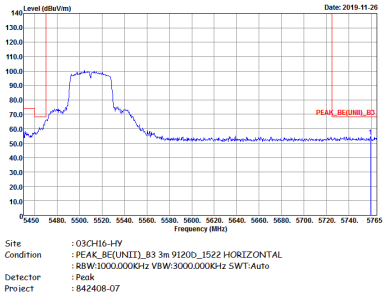	Left blank

WIFI	Band 3 5470~5725MHz Band Edge @ 3m	
ANT	802.11n HT40 CH102 5510MHz - L	
1	Vertical	Fundamental
Peak	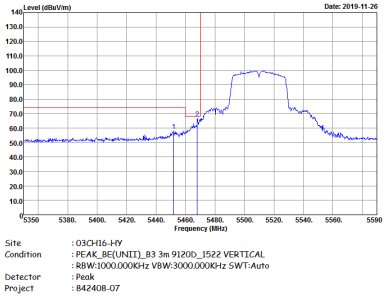	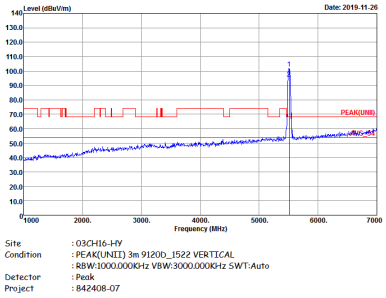
Avg.	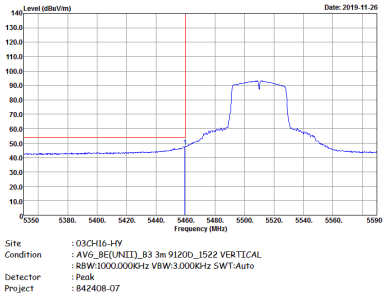	Left blank

WIFI	Band 3 5470~5725MHz Band Edge @ 3m	
ANT	802.11n HT40 CH102 5510MHz - R	
1	Vertical	Fundamental
Peak	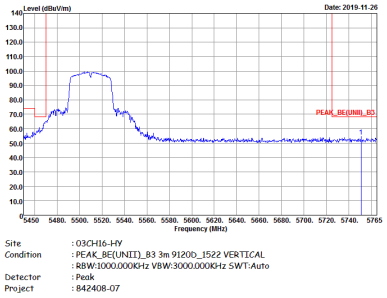	Left blank

WIFI	Band 3 5470~5725MHz Band Edge @ 3m	
ANT	802.11n HT40 CH110 5550MHz - L	
1	Horizontal	Fundamental
Peak	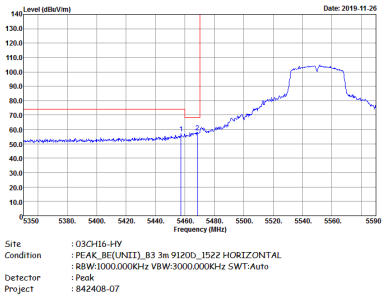	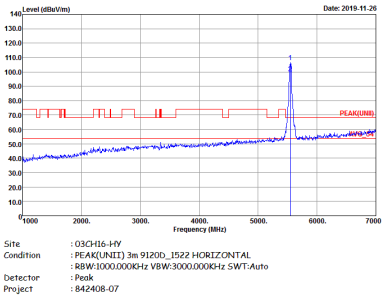
Avg.	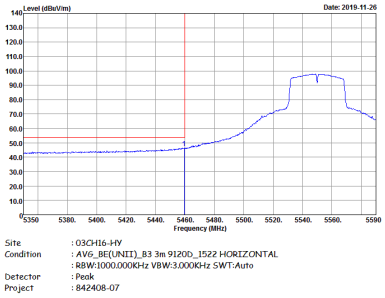	Left blank

WIFI	Band 3 5470~5725MHz Band Edge @ 3m	
ANT	802.11n HT40 CH110 5550MHz - R	
1	Horizontal	Fundamental
Peak	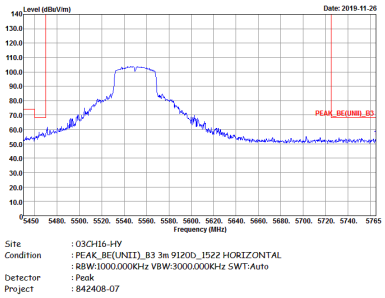	Left blank

WIFI	Band 3 5470~5725MHz Band Edge @ 3m	
ANT	802.11n HT40 CH110 5550MHz - L	
1	Vertical	Fundamental
Peak	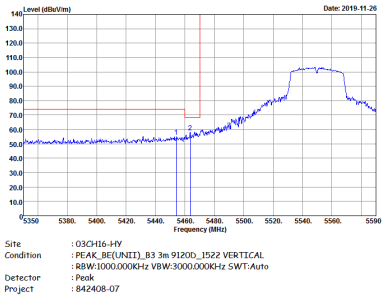	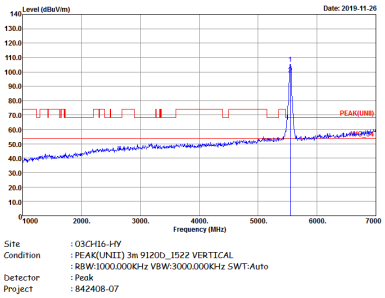
Avg.	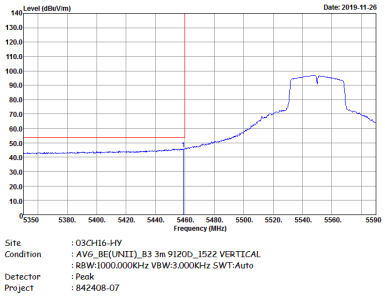	Left blank

WIFI	Band 3 5470~5725MHz Band Edge @ 3m	
ANT	802.11n HT40 CH110 5550MHz - R	
1	Vertical	Fundamental
Peak	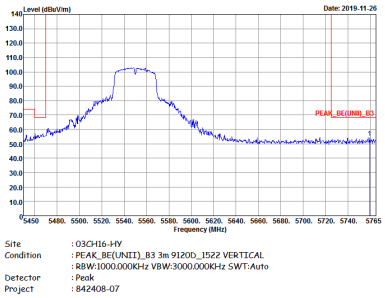	Left blank

WIFI	Band 3 5470~5725MHz Band Edge @ 3m	
ANT	802.11n HT40 CH134 5670MHz - L	
1	Horizontal	Fundamental
Peak	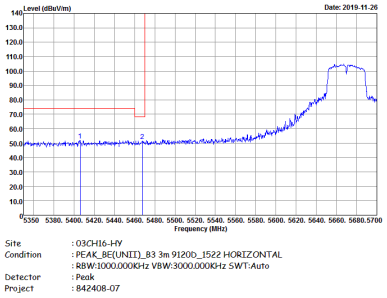	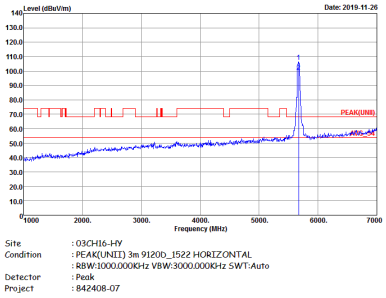
Avg.	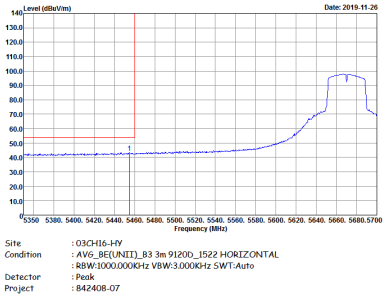	Left blank

WIFI	Band 3 5470~5725MHz Band Edge @ 3m	
ANT	802.11n HT40 CH134 5670MHz - R	
1	Horizontal	Fundamental
Peak	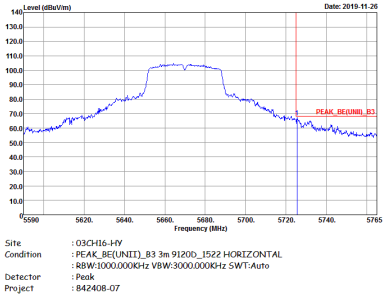	Left blank

WIFI	Band 3 5470~5725MHz Band Edge @ 3m	
ANT	802.11n HT40 CH134 5670MHz - L	
1	Vertical	Fundamental
Peak	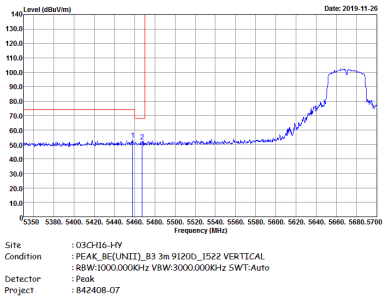	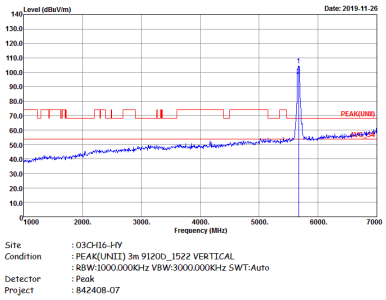
Avg.	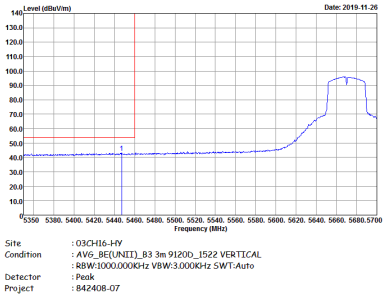	Left blank

WIFI	Band 3 5470~5725MHz Band Edge @ 3m	
ANT	802.11n HT40 CH134 5670MHz - R	
1	Vertical	Fundamental
Peak	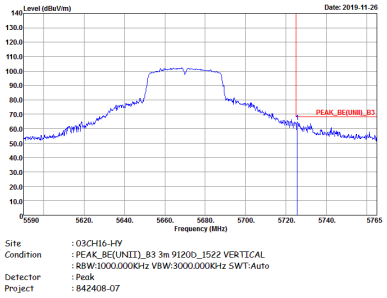	Left blank

Band 3 5470~5725MHz
WIFI 802.11ac VHT80 (Band Edge @ 3m)

WIFI	Band 3 5470~5725MHz Band Edge @ 3m	
ANT	802.11ac VHT80 CH106 5530MHz - L	
1	Horizontal	Fundamental
Peak	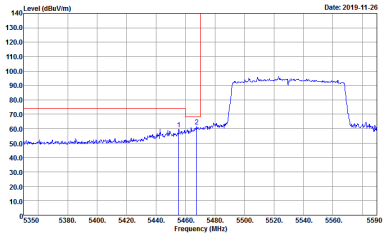 Site : 03CH16-HY Condition : PEAK_BE(UNIT)_83 3m 9120D_1522 HORIZONTAL : RBW:1000.000KHz VBW:3000.000KHz SWT:Auto Detector : Peak Project : 842408-07	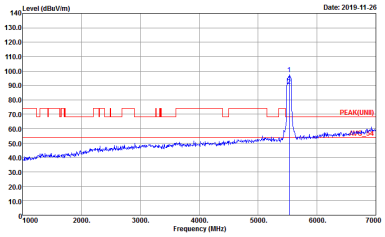 Site : 03CH16-HY Condition : PEAK(UNII) 3m 9120D_1522 HORIZONTAL : RBW:1000.000KHz VBW:3000.000KHz SWT:Auto Detector : Peak Project : 842408-07
Avg.	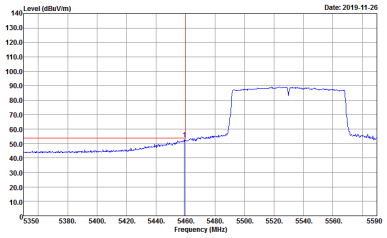 Site : 03CH16-HY Condition : AVG_BE(UNIT)_83 3m 9120D_1522 HORIZONTAL : RBW:1000.000KHz VBW:10.000KHz SWT:Auto Detector : Peak Project : 842408-07	Left blank

WIFI	Band 3 5470~5725MHz Band Edge @ 3m	
ANT	802.11ac VHT80 CH106 5530MHz - R	
1	Horizontal	Fundamental
Peak	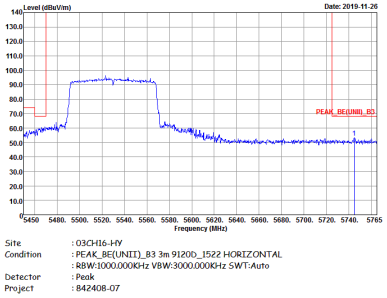	Left blank

WIFI	Band 3 5470~5725MHz Band Edge @ 3m	
ANT	802.11ac VHT80 CH106 5530MHz - L	
1	Vertical	Fundamental
Peak	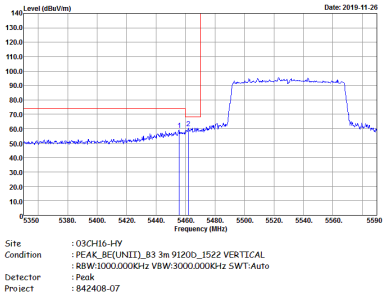	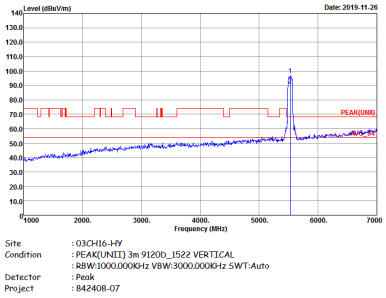
Avg.	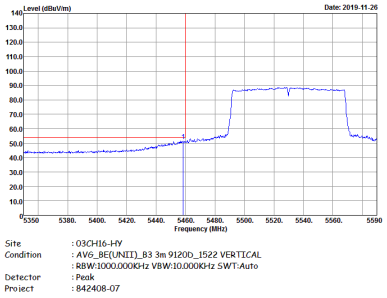	Left blank

WIFI	Band 3 5470~5725MHz Band Edge @ 3m	
ANT	802.11ac VHT80 CH106 5530MHz - R	
1	Vertical	Fundamental
Peak	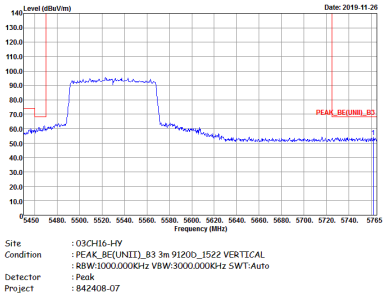	Left blank

WIFI	Band 3 5470~5725MHz Band Edge @ 3m	
ANT	802.11ac VHT80 CH122 5610MHz - L	
1	Horizontal	Fundamental
Peak	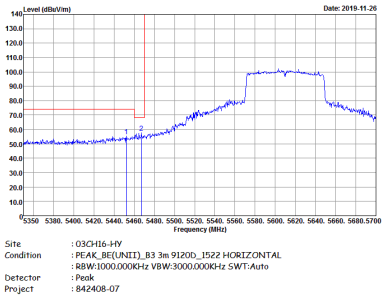	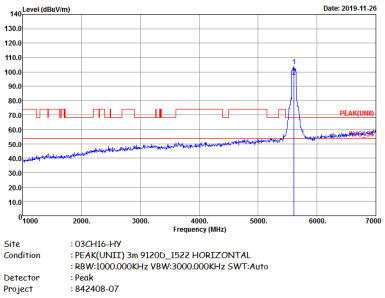
Avg.	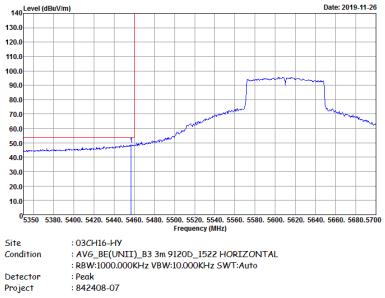	Left blank

WIFI	Band 3 5470~5725MHz Band Edge @ 3m	
ANT	802.11ac VHT80 CH122 5610MHz - R	
1	Horizontal	Fundamental
Peak	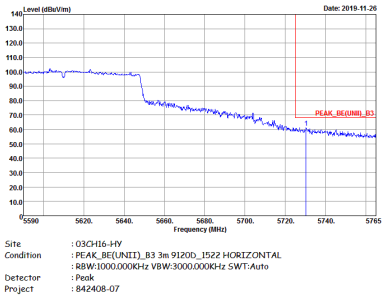	Left blank

WIFI	Band 3 5470~5725MHz Band Edge @ 3m	
ANT	802.11ac VHT80 CH122 5610MHz - L	
1	Vertical	Fundamental
Peak	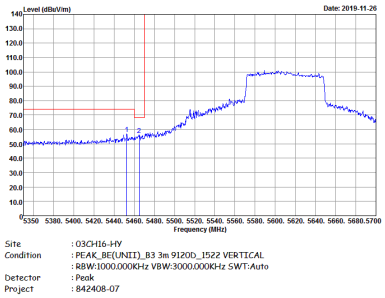	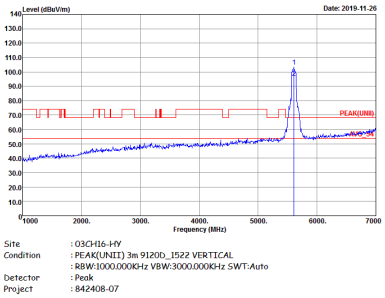
Avg.	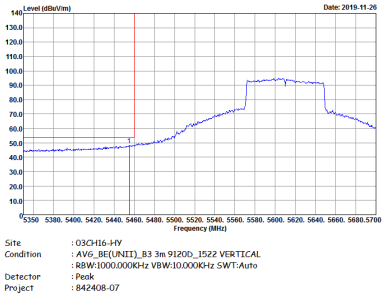	Left blank

WIFI	Band 3 5470~5725MHz Band Edge @ 3m	
ANT	802.11ac VHT80 CH122 5610MHz - R	
1	Vertical	Fundamental
Peak	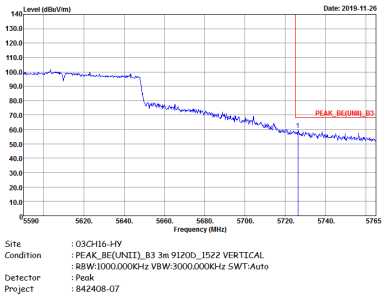	Left blank

Band 3 - 5470~5725MHz

WIFI 802.11a (Harmonic @ 3m)

WIFI	Band 3 5470~5725MHz Harmonic @ 3m	
ANT	802.11a CH100 5500MHz	
1	Horizontal	Vertical
Peak Avg.	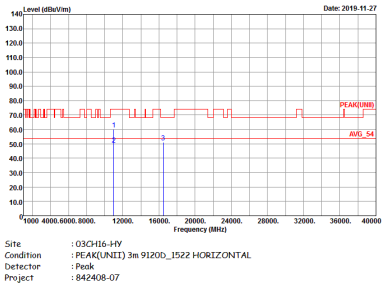	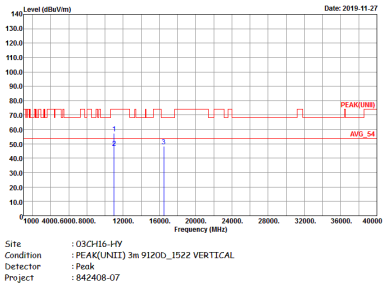

WIFI	Band 3 5470~5725MHz Harmonic @ 3m	
ANT	802.11a CH116 5580MHz	
1	Horizontal	Vertical
Peak Avg.	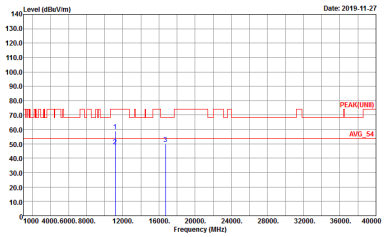	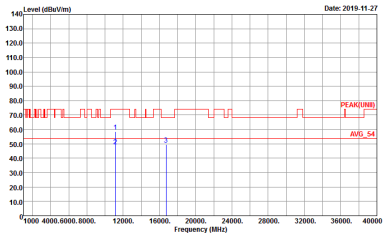

WIFI	Band 3 5470~5725MHz Harmonic @ 3m	
ANT	802.11a CH140 5700MHz	
1	Horizontal	Vertical
Peak Avg.	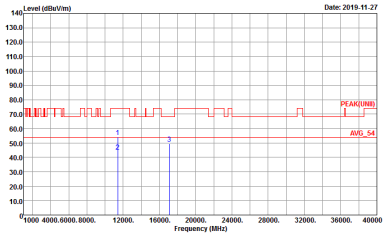 Site : 03CH16-HY Condition : PEAK(UNII) 3m 9120D_1522 HORIZONTAL Detector : Peak Project : 842408-07	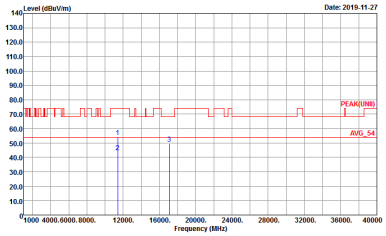 Site : 03CH16-HY Condition : PEAK(UNII) 3m 9120D_1522 VERTICAL Detector : Peak Project : 842408-07

Band 3 5470~5725MHz
WIFI 802.11n HT20 (Harmonic @ 3m)

WIFI	Band 3 5470~5725MHz Harmonic @ 3m	
ANT	802.11n HT20 CH100 5500MHz	
1	Horizontal	Vertical
Peak Avg.	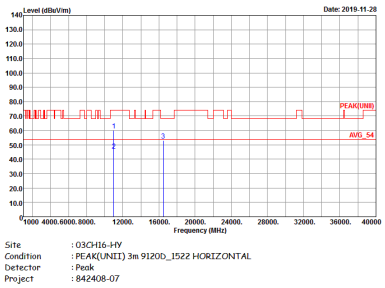	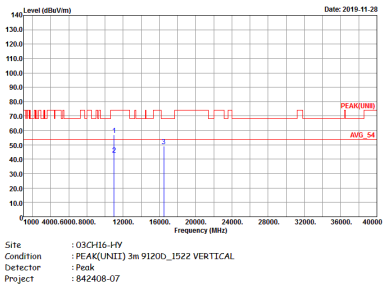

WIFI	Band 3 5470~5725MHz Harmonic @ 3m	
ANT	802.11n HT20 CH116 5580MHz	
1	Horizontal	Vertical
Peak Avg.	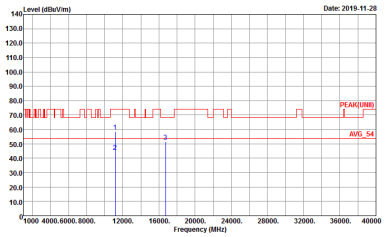	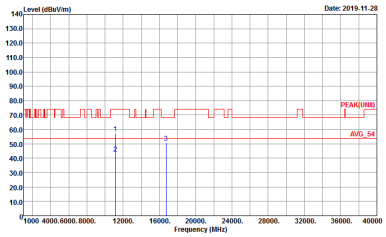

WIFI	Band 3 5470~5725MHz Harmonic @ 3m	
ANT	802.11n HT20 CH140 5700MHz	
1	Horizontal	Vertical
Peak Avg.	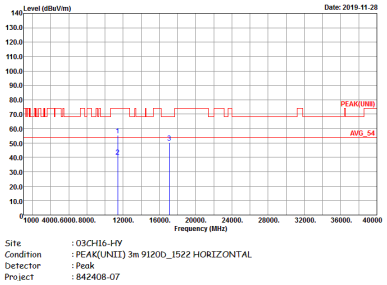 Site : 03CH16-HY Condition : PEAK(UNII) 3m 9120D_1522 HORIZONTAL Detector : Peak Project : 842408-07	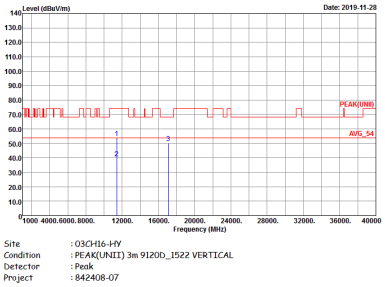 Site : 03CH16-HY Condition : PEAK(UNII) 3m 9120D_1522 VERTICAL Detector : Peak Project : 842408-07

Band 3 5470~5725MHz

WIFI 802.11n HT40 (Harmonic @ 3m)

WIFI	Band 3 5470~5725MHz Harmonic @ 3m	
ANT	802.11n HT40 CH102 5510MHz	
1	Horizontal	Vertical
Peak Avg.	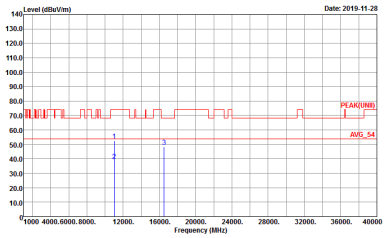	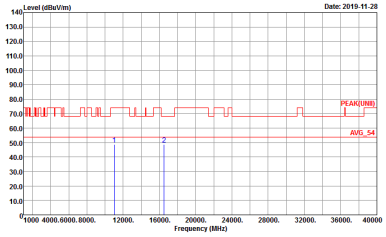

WIFI	Band 3 5470~5725MHz Harmonic @ 3m	
ANT	802.11n HT40 CH110 5550MHz	
1	Horizontal	Vertical
Peak Avg.	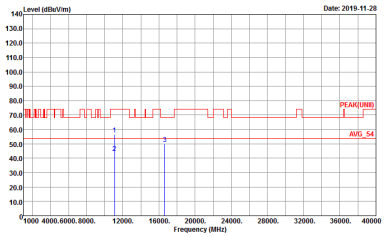	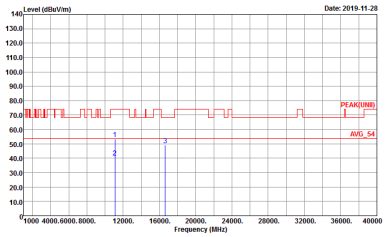

WIFI	Band 3 5470~5725MHz Harmonic @ 3m	
ANT	802.11n HT40 CH134 5670MHz	
1	Horizontal	Vertical
Peak Avg.	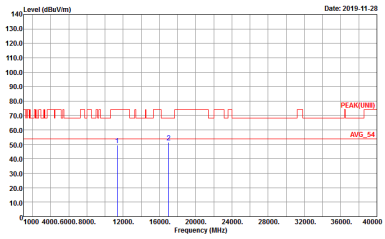	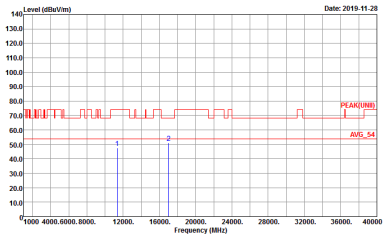

Band 3 5470~5725MHz

WIFI 802.11ac VHT80 (Harmonic @ 3m)

WIFI	Band 3 5470~5725MHz Harmonic @ 3m	
ANT	802.11ac VHT80 CH106 5530MHz	
1	Horizontal	Vertical
Peak Avg.	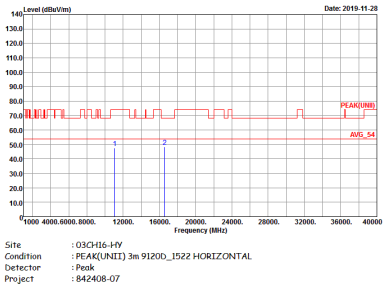	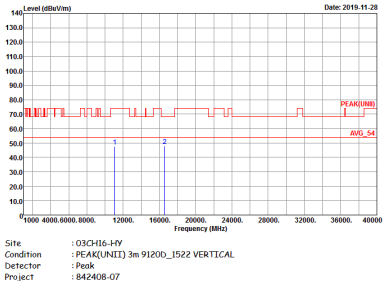

WIFI	Band 3 5470~5725MHz Harmonic @ 3m	
ANT	802.11ac VHT80 CH122 5610MHz	
1	Horizontal	Vertical
Peak Avg.	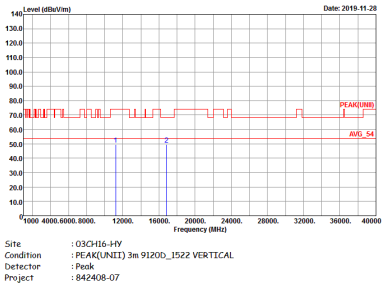	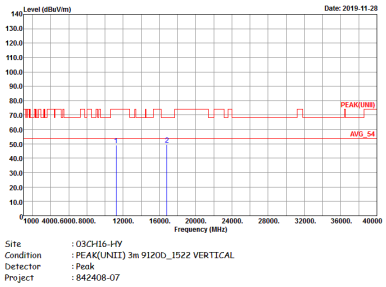

Band 3 - Straddle Channel

WIFI 802.11a (Fundamental @ 3m)

WIFI	Band 3 Straddle Channel Fundamental @ 3m	
ANT	802.11a CH144 5720MHz - L	
1	Horizontal	Fundamental
Peak	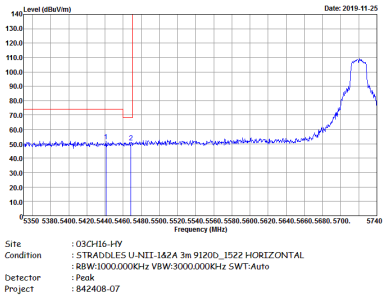	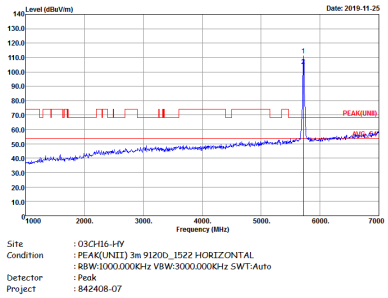
Avg.	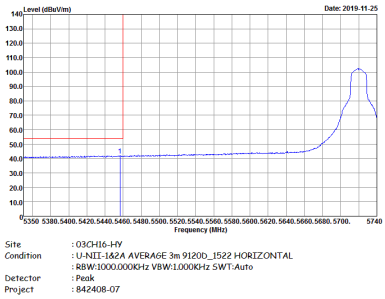	Left blank

WIFI	Band 3 Straddle Channel Fundamental @ 3m	
ANT	802.11a CH144 5720MHz - R	
1	Horizontal	Fundamental
Peak	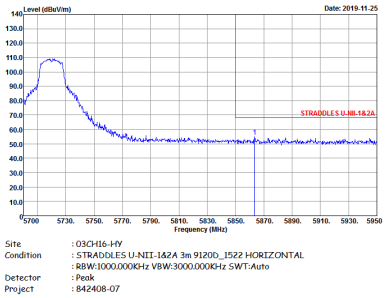	Left blank

WIFI	Band 3 Straddle Channel Fundamental @ 3m	
ANT	802.11a CH144 5720MHz - L	
1	Vertical	Fundamental
Peak	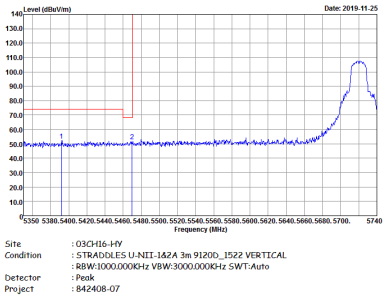	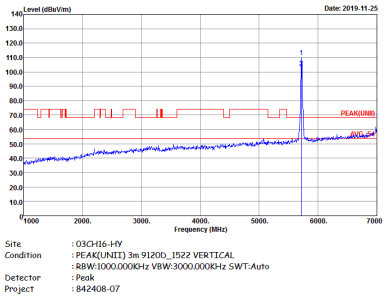
Avg.	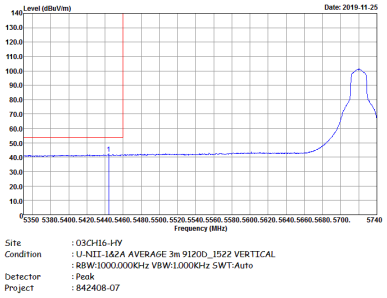	Left blank

WIFI	Band 3 Straddle Channel Fundamental @ 3m	
ANT	802.11a CH144 5720MHz - R	
1	Vertical	Fundamental
Peak	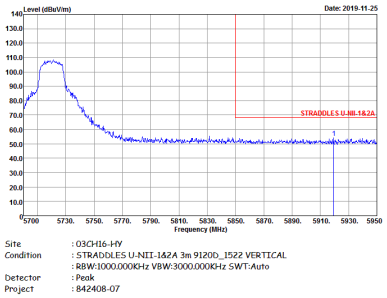	Left blank

Band 3 – Straddle Channel

WIFI 802.11n HT20 (Fundamental @ 3m)

WIFI	Band 3 Straddle Channel Fundamental @ 3m	
ANT	802.11n HT20 CH144 5720MHz - L	
1	Horizontal	Fundamental
Peak	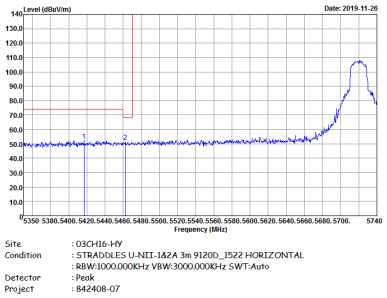	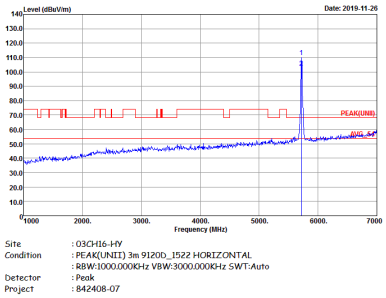
Avg.	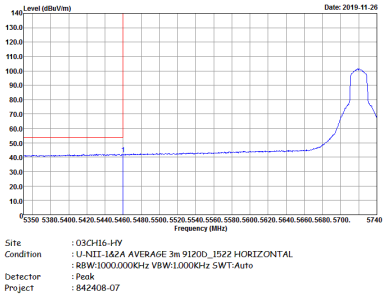	Left blank

WIFI	Band 3 Straddle Channel Fundamental @ 3m	
ANT	802.11n HT20 CH144 5720MHz - R	
1	Horizontal	Fundamental
Peak	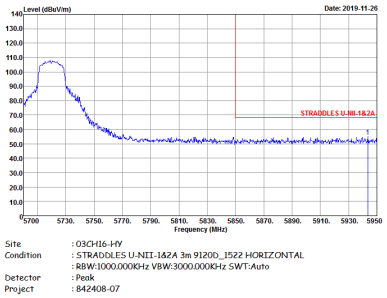	Left blank

WIFI	Band 3 Straddle Channel Fundamental @ 3m	
ANT	802.11n HT20 CH144 5720MHz - L	
1	Vertical	Fundamental
Peak	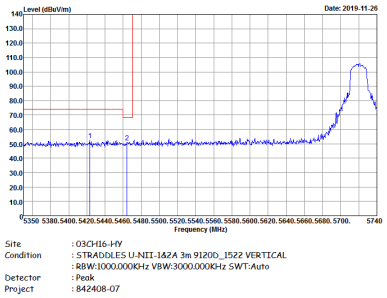	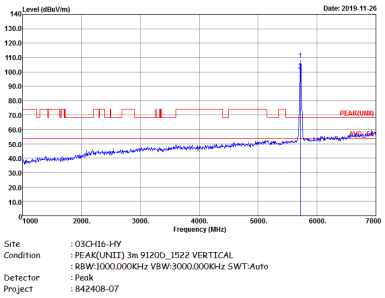
Avg.	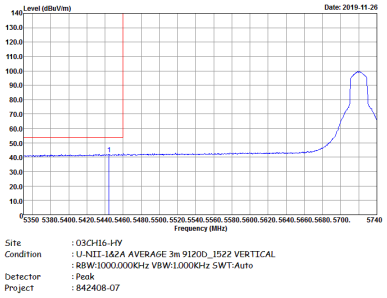	Left blank

WIFI	Band 3 Straddle Channel Fundamental @ 3m	
ANT	802.11n HT20 CH144 5720MHz - R	
1	Vertical	Fundamental
Peak	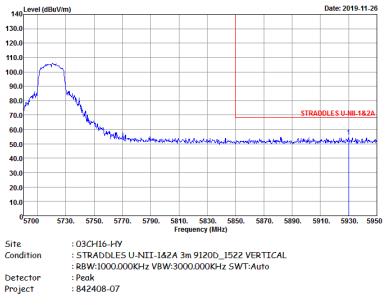	Left blank

Band 3 – Straddle Channel

WIFI 802.11n HT40 (Fundamental @ 3m)

WIFI	Band 3 Straddle Channel Fundamental @ 3m	
ANT	802.11n HT40 CH142 5710MHz - L	
1	Horizontal	Fundamental
Peak	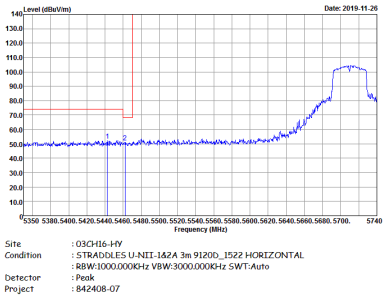	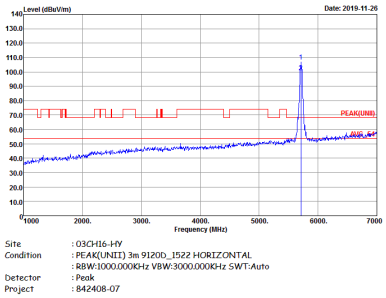
Avg.	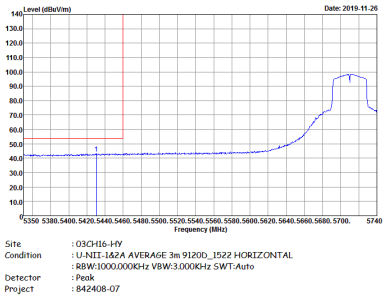	Left blank

WIFI	Band 3 Straddle Channel Fundamental @ 3m	
ANT	802.11n HT40 CH142 5710MHz - R	
1	Horizontal	Fundamental
Peak	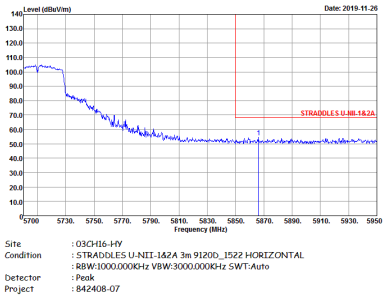	Left blank

WIFI	Band 3 Straddle Channel Fundamental @ 3m	
ANT	802.11n HT40 CH142 5710MHz - L	
1	Vertical	Fundamental
Peak	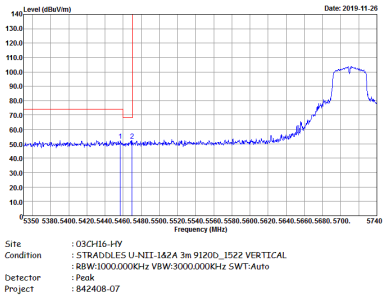	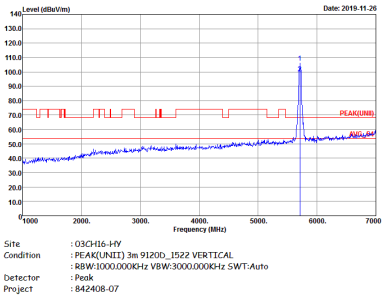
Avg.	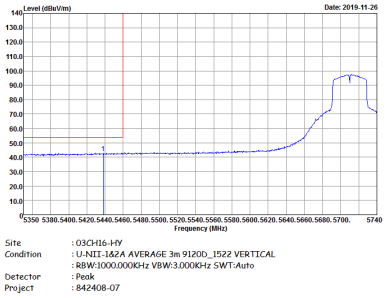	Left blank

WIFI	Band 3 Straddle Channel Fundamental @ 3m	
ANT	802.11n HT40 CH142 5710MHz - R	
1	Vertical	Fundamental
Peak	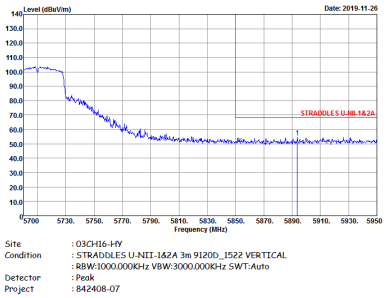	Left blank

Band 3 – Straddle Channel

WIFI 802.11ac VHT80 (Fundamental @ 3m)

WIFI	Band 3 Straddle Channel Fundamental @ 3m	
ANT	802.11ac VHT80 CH138 5690MHz - L	
1	Horizontal	Fundamental
Peak	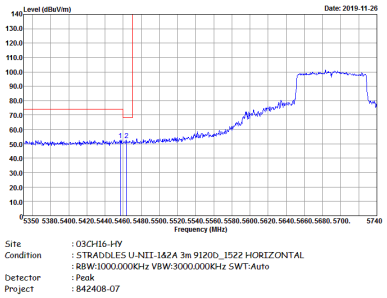	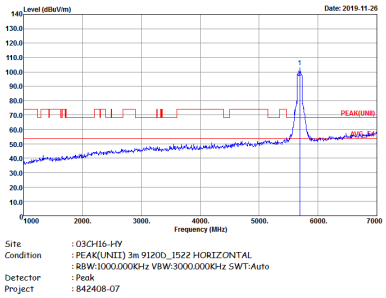
Avg.	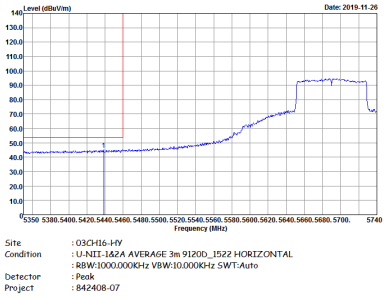	Left blank

WIFI	Band 3 Straddle Channel Fundamental @ 3m	
ANT	802.11ac VHT80 CH138 5690MHz - R	
1	Horizontal	Fundamental
Peak	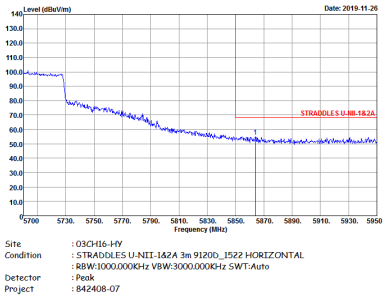	Left blank

WIFI	Band 3 Straddle Channel Fundamental @ 3m	
ANT	802.11ac VHT80 CH138 5690MHz - L	
1	Vertical	Fundamental
Peak	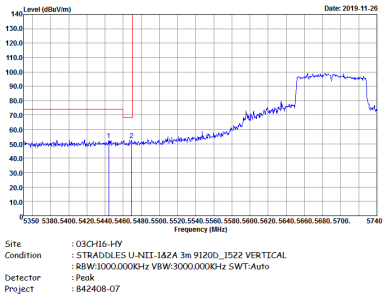	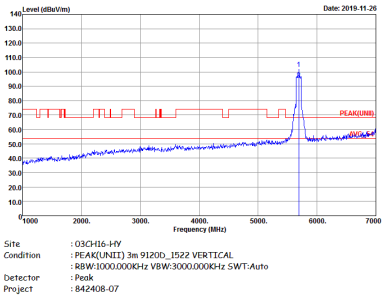
Avg.	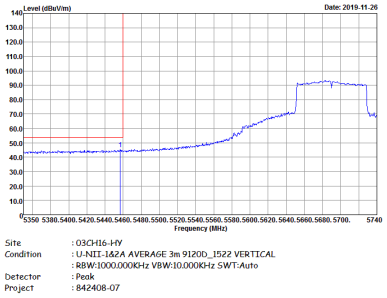	Left blank

WIFI	Band 3 Straddle Channel Fundamental @ 3m	
ANT	802.11ac VHT80 CH138 5690MHz - R	
1	Vertical	Fundamental
Peak	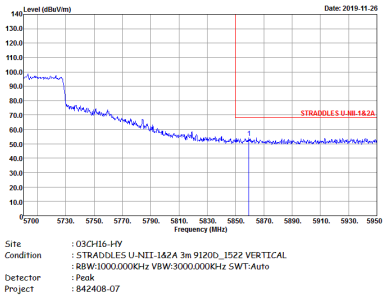	Left blank

Band 3 - Straddle Channel

WIFI 802.11a (Harmonic @ 3m)

WIFI	Band 3 Straddle Channel Harmonic @ 3m	
ANT	802.11a CH144 5720MHz	
1	Horizontal	Vertical
Peak Avg.	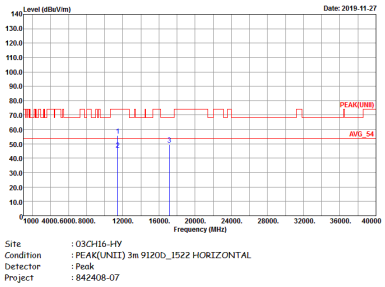	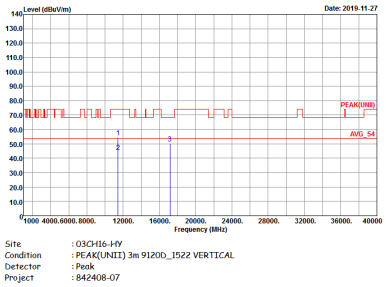

Band 3 – Straddle Channel

WIFI 802.11n HT20 (Harmonic @ 3m)

WIFI	Band 3 Straddle Channel Harmonic @ 3m	
ANT	802.11n HT20 CH144 5720MHz	
1	Horizontal	Vertical
Peak Avg.	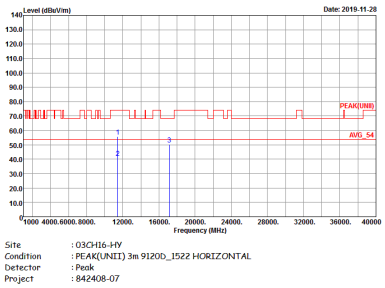	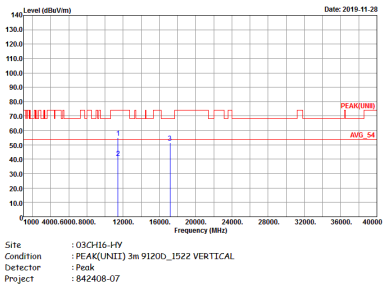

Band 3 – Straddle Channel

WIFI 802.11n HT40 (Harmonic @ 3m)

WIFI	Band 3 Straddle Channel Harmonic @ 3m	
ANT	802.11n HT40 CH142 5710MHz	
1	Horizontal	Vertical
Peak Avg.	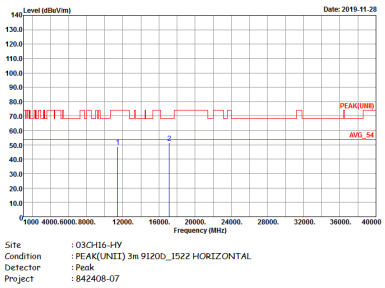	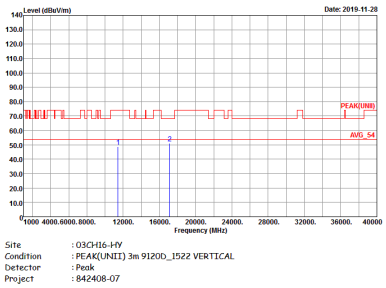

Band 3 – Straddle Channel

WIFI 802.11ac VHT80 (Harmonic @ 3m)

WIFI	Band 3 Straddle Channel Harmonic @ 3m	
ANT	802.11ac VHT80 CH138 5690MHz	
1	Horizontal	Vertical
Peak Avg.	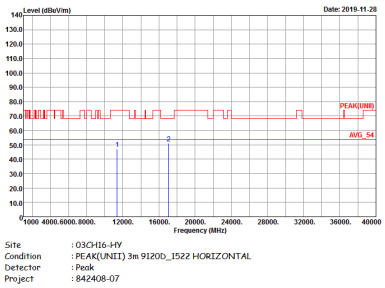	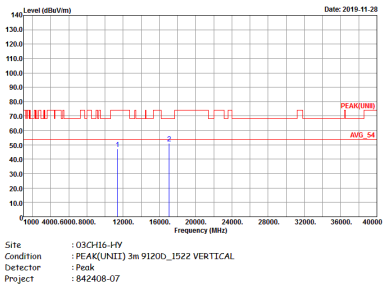

Emission below 1GHz

5GHz WIFI 802.11ac VHT80 (LF)

WIFI	5GHz WIFI	
ANT	802.11ac VHT80 LF	
1	Horizontal	Vertical
QP / Peak	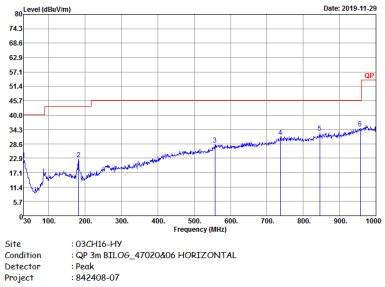	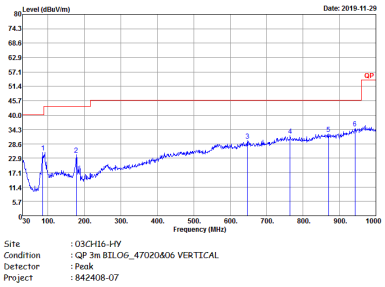

Band 2 - 5250~5350MHz

WIFI 802.11a (Band Edge @ 3m)

WIFI	Band 2 5250~5350MHz Band Edge @ 3m	
ANT	802.11a CH52 5260MHz - L	
2	Horizontal	Fundamental
Peak	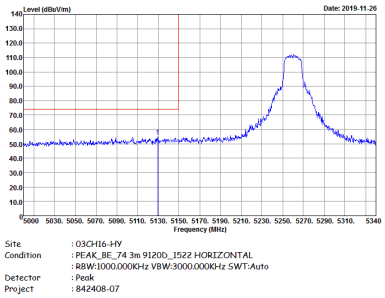	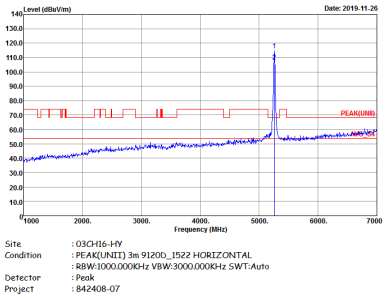
Avg.	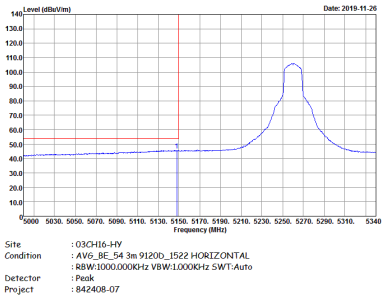	Left blank

WIFI	Band 2 5250~5350MHz Band Edge @ 3m	
ANT	802.11a CH52 5260MHz - R	
2	Horizontal	Fundamental
Peak	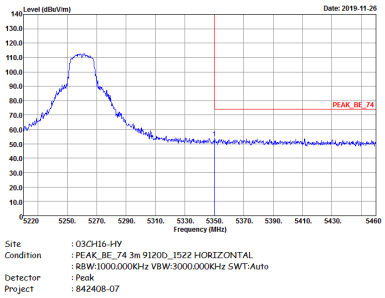	Left blank
Avg.	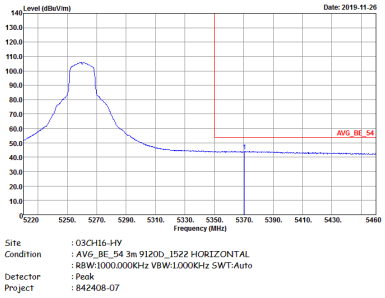	Left blank

WIFI	Band 2 5250~5350MHz Band Edge @ 3m	
ANT	802.11a CH52 5260MHz - L	
2	Vertical	Fundamental
Peak	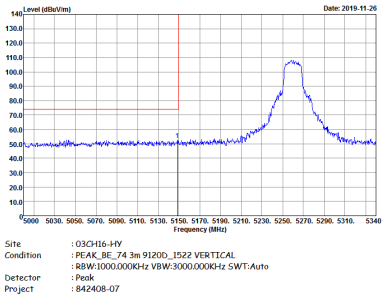	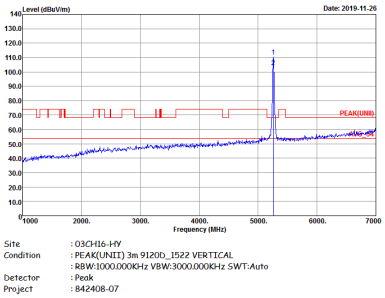
Avg.	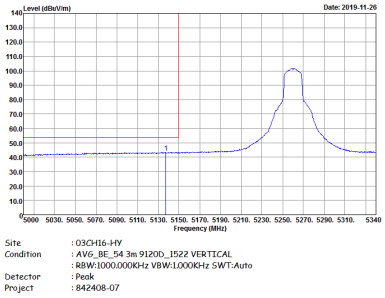	Left blank

WIFI	Band 2 5250~5350MHz Band Edge @ 3m	
ANT	802.11a CH52 5260MHz - R	
2	Vertical	Fundamental
Peak	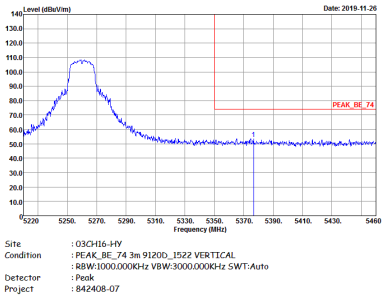	Left blank
Avg.	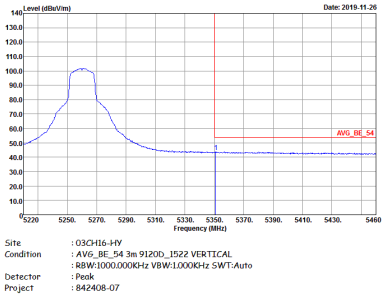	Left blank

WIFI	Band 2 5250~5350MHz Band Edge @ 3m	
ANT	802.11a CH60 5300MHz - L	
2	Horizontal	Fundamental
Peak	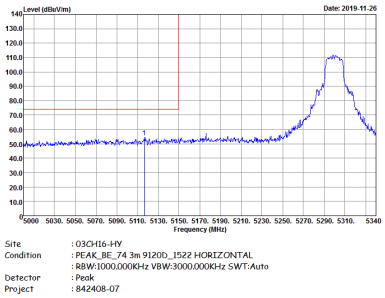	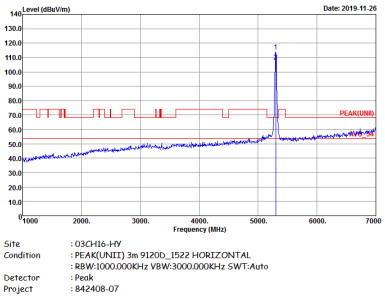
Avg.	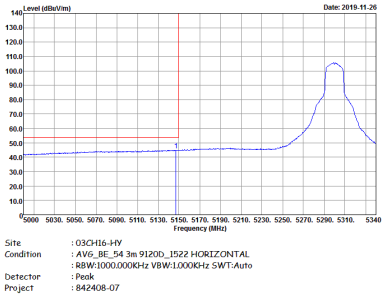	Left blank

WIFI	Band 2 5250~5350MHz Band Edge @ 3m	
ANT	802.11a CH60 5300MHz - R	
2	Horizontal	Fundamental
Peak	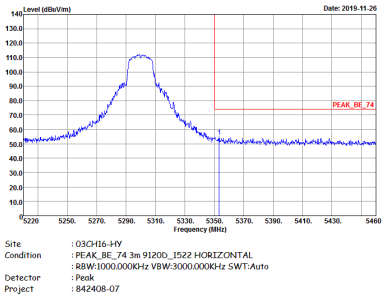	Left blank
Avg.	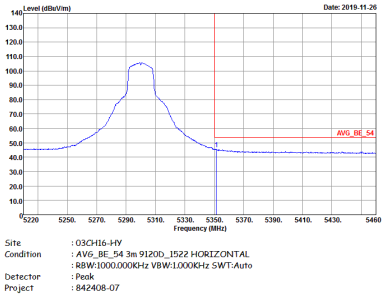	Left blank

WIFI	Band 2 5250~5350MHz Band Edge @ 3m	
ANT	802.11a CH60 5300MHz - L	
2	Vertical	Fundamental
Peak	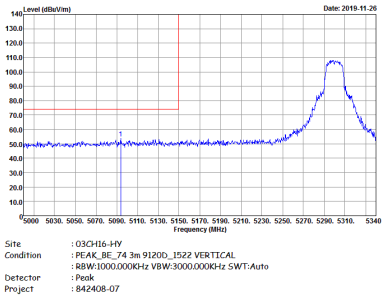	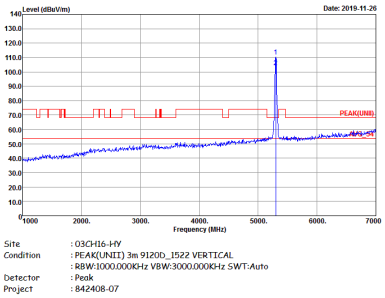
Avg.	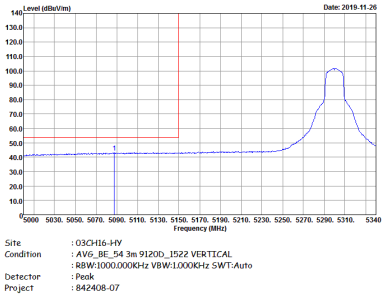	Left blank

WIFI	Band 2 5250~5350MHz Band Edge @ 3m	
ANT	802.11a CH60 5300MHz - R	
2	Vertical	Fundamental
Peak	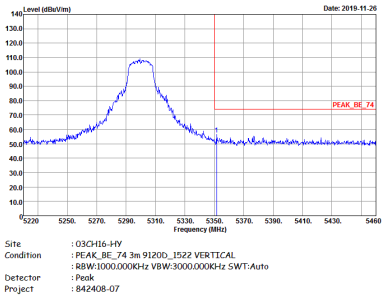	Left blank
Avg.	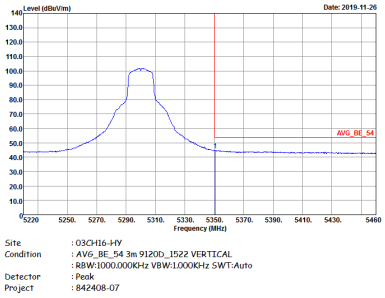	Left blank

WIFI	Band 2 5250~5350MHz Band Edge @ 3m	
ANT	802.11a CH64 5320MHz	
2	Horizontal	Fundamental
Peak	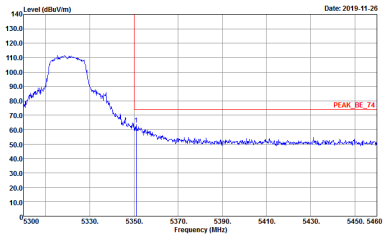 Site : 03CH16-HY Condition : PEAK_BE_74 3m 9120D_1522 HORIZONTAL : RBW:1000.000KHz VBW:3000.000KHz SWT:Auto Detector : Peak Project : 842408-07	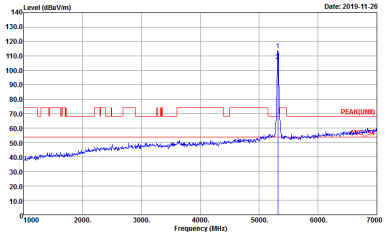 Site : 03CH16-HY Condition : PEAK(UNII) 3m 9120D_1522 HORIZONTAL : RBW:1000.000KHz VBW:3000.000KHz SWT:Auto Detector : Peak Project : 842408-07
Avg.	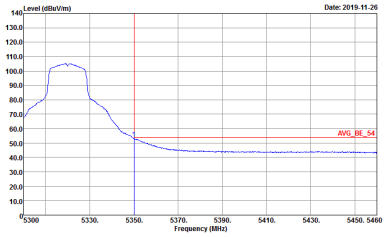 Site : 03CH16-HY Condition : AVG_BE_54 3m 9120D_1522 HORIZONTAL : RBW:1000.000KHz VBW:1.000KHz SWT:Auto Detector : Peak Project : 842408-07	Left blank

WIFI	Band 2 5250~5350MHz Band Edge @ 3m	
ANT	802.11a CH64 5320MHz	
2	Vertical	Fundamental
Peak	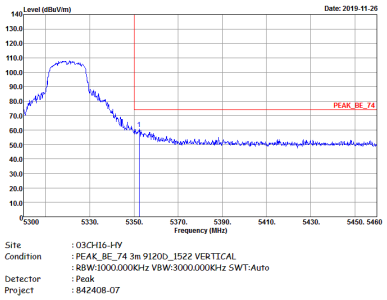	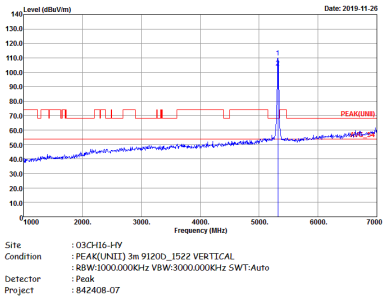
Avg.	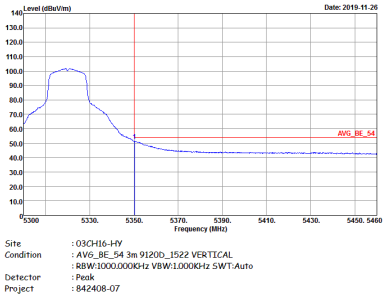	Left blank

Band 2 5250~5350MHz
WIFI 802.11n HT20 (Band Edge @ 3m)

WIFI	Band 2 5250~5350MHz Band Edge @ 3m	
ANT	802.11n HT20 CH52 5260MHz - L	
2	Horizontal	Fundamental
Peak	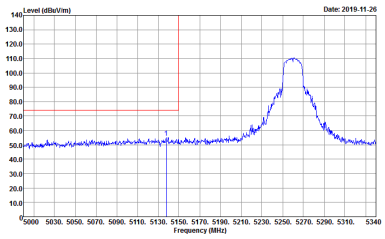	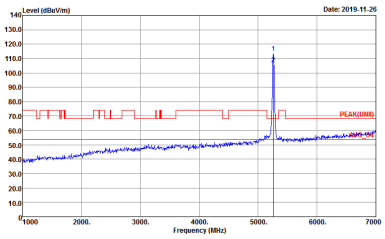
Avg.	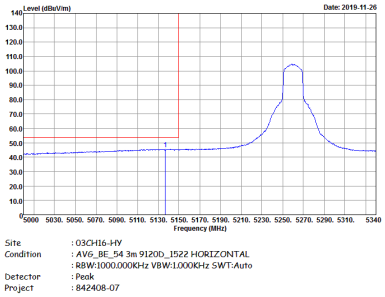	Left blank

WIFI	Band 2 5250~5350MHz Band Edge @ 3m	
ANT	802.11n HT20 CH52 5260MHz - R	
2	Horizontal	Fundamental
Peak	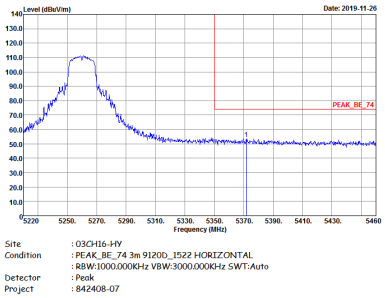	Left blank
Avg.	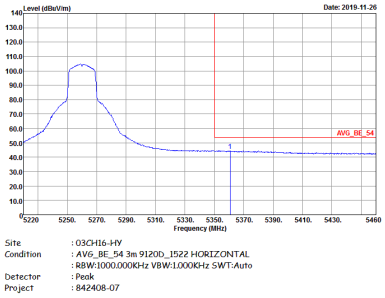	Left blank

WIFI	Band 2 5250~5350MHz Band Edge @ 3m	
ANT	802.11n HT20 CH52 5260MHz - L	
2	Vertical	Fundamental
Peak	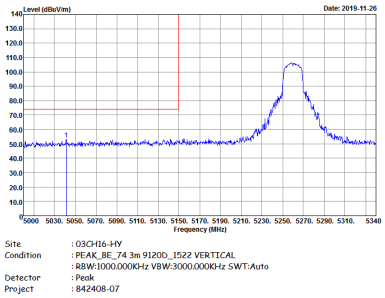	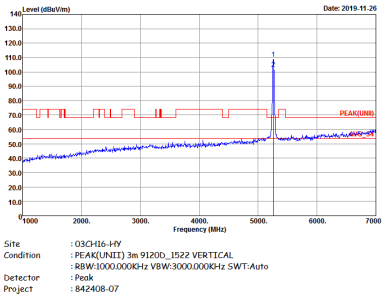
Avg.	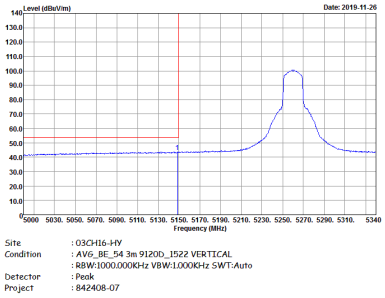	Left blank

WIFI	Band 2 5250~5350MHz Band Edge @ 3m	
ANT	802.11n HT20 CH52 5260MHz - R	
2	Vertical	Fundamental
Peak	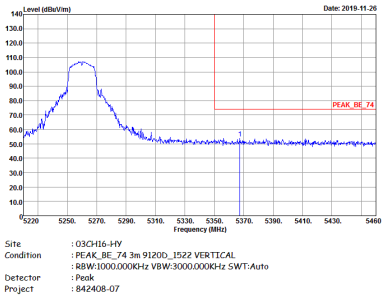	Left blank
Avg.	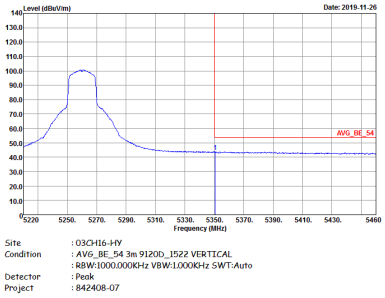	Left blank