NearBeBe

NB-TM1 User Manual

Creative
Medical Tech
healthcare leading group

Contents

Introduction 3
Overview 4
1. Product Introduction 5
1.1 Product Description 5
1.2 Product Features 5
2. Partial Name 6
2.1 NB-TM1 6
2.2 Charging Cradle 7
2.3 USB Cable 7
3. Product Preparation for Use 8
3.1 Standard Package Contents 8
3.2 Preparation for Use 8
3.3 After Using the NB-TM1 8
4. How to Use NB-TM1 9
4.1 How to charge the battery 9
4.2 NB-TM1 Power On/Off 9
4.3 Mobile App Installation 10
4.4 Mobile App 10
5. Caution 17
6. Disposal 18
7. Product Service 18
Appendix 19
A. Specifications 19
B. NB-TM1 has the following classifications: 19
C. Electromagnetic Compatibility 20
C. Symbol 24

NB-TM1 Instructions for Use

This user manual is for the NB-TM1 developed by CHANGEUI TECH CO., LTD. The user manual may be modified without prior notice.

All right reserved by CHANGEUI TECH CO., LTD. It is forbidden to partially use or copy the content of this document without the written permission of the copyright holder.

Revision History

Version.1.0

Publication Date: 2017.

Document No.: TM1-OPM-EN-01

Printed in the Republic of Korea

Published by: CHANGEUI TECH CO., LTD.

The NB-TM1 is manufactured by:

CHANGEUI TECH CO., LTD.

#715, 200 Gieopdosi-ro, Jijeong-myeon, Wonju, Gangwon, Republic of Korea

Tel: +82- 70-8883-5981

Fax: +82-33-747-5982

e-mail: service@nearbebe.com

Introduction

The User Manual contains all the information you need to get this product working properly. If you have any questions or problems with the use of this product, please contact us at any time. If the user or the patient is harmed due to negligence or misuse of the user, our company or its authorized agent will not be responsible for it.

The product (equipment) and the Company refer to [NB-TM1] and CHANGEUI TECH CO., LTD.

The user manual uses the following terms to emphasize the safety and caution that must be observed when using the product. The user should be fully familiar with the warnings, cautions, prohibitions, and references displayed throughout this manual to ensure safe operation

WARNING

✓ If you handle it incorrectly, it may induce a person's death or personal injury.

CAUTION

✓ If you handle it incorrectly, it could cause serious danger or injury to a person.

PROHIBITION

✓ It indicates what you should not do when using the product.

NOTICE

✓ This is a glossary of terms used for normal product use or an additional method of operation.

Overview

Thank you for purchasing NB-TM1. In order to use this product for a long time without any trouble or malfunction, read the manual carefully before using the product, and fully understand the operation method and precautions before use.

Users should follow these guidelines.

- When using this product, be sure to follow the instructions described in the user manual
- We are not responsible for product problems caused by careless operation or carelessness of users
- All repairs of this product can only be serviced by us or our authorized distributors.
- If this product does not operate normally, please contact the authorized service center or our company.

1. Product Introduction

1.1 Product Description

NB-TM1 is measuring the skin temperature by putting it on a diaper or clothing. It can monitor a baby's sleep positions, abdominal motion in real time.
It also has a notification feature that allows you to safely check your child's status even if the parents are asleep or cannot always monitor it.
Measured informations are abdominal motions are stored as trend graphs in mobile apps so that the parents can check them later.

1.2 Product Features

1.2.1 Continuous skin temperature monitoring and recording

- With the mobile app and Bluetooth communication connection, you can measure and monitor your baby's skin temperature in real time for a long time.
- Displays skin temperature within 10 seconds after wearing the device, and the average skin temperature for the last 10 minutes is displayed after about 10 minutes.

NOTICE

✓ This product is not directly attached to the skin but attached to a diaper or clothing to measure skin temperature of the abdomen.
✓ Range of body temperature (The following are the mean values of the normal body temperature range and may vary depending on the environment, time, physical activity, etc.).

Normal body temperature	
Forehead	35.0 ~ 37.5 ℃
Armpit	34.7 ~ 37.3 ℃
Mouth	35.5 ~ 37.5 ℃
Anus	36.6 ~ 38.0 ℃
Ear	35.8 ~ 38.0℃

Normal body temperature by age	
0~2 y	36.4 ~ 38.0 ℃
3~10 y	36.1 ~ 37.8 ℃
11~65 y	35.9 ~ 37.6 ℃
65 +	36.8 ~ 37.5 ℃

1.2.4 Intended users of NB-TM1

- NB-TM1 is available for all ages and is intended for people who want to measure the skin temperature of the abdomen.

CAUTION

✓ This product can be used across all ages, but if the user needs to be taken care of by others, please use it under supervision.

2. Partial Name

2.1 NB-TM1

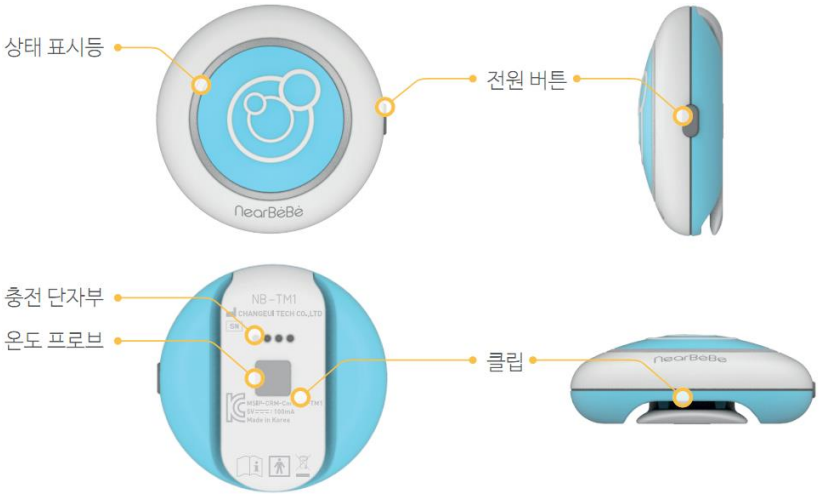

Status LED	Indicates the status of the product - Sky blue: Status display before Bluetooth connection (Blink) - Blue (Battery status indicator) Light On – Charging Light Off – Charging complete Blink – Low battery or bad condition - Pink: Abdominal motion detection indication(Blink) - Green: Temperature / Humidity check operation indication
Power Button	Button for turning the power on / off
Charging Terminal	Part that contacts with the charging cradle
Temperature probe	Part that detects skin temperature
Clip	A piece for attaching the product to a diaper or clothing

하늘색 (Sky Blue) | 핑크색 (Ivory Pink) | 주황색 (Shine Orange)

2.2 Charging Cradle

Cradle cover	Cover for protecting the product
Micro 5 pin USB terminal	Part for inserting the USB cable
Charging terminal	A charging part that contacts with the NB-TM1 body
Cradle color	Sky Blue Pink Shine Orange

2.3 USB Cable

USB Charge Cable	Cable that connects the USB 5V adapter to the charging cradle

3. Product Preparation for Use

3.1 Standard Package Contents

The pictures of the components may differ from the actual ones, and some items may change depending on circumstances.

3.2 Preparation for Use

① Unpack the box and check the product components.
② Please read the instruction manual carefully before use.
③ Check the battery charge status to charge the battery before use.
④ Use within an ambient temperature of 10 ℃ ~ 40 ℃ and relative humidity (non-condensing) within 15% ~ 85%.

NOTICE

✓ Please use after fully charging the battery

3.3 After Using the NB-TM1

① Always keep it clean after use.
② If the product gets dirty, please clean it with a dry and soft towel.

3.4 Product Storage

① Always store the product inside the charging cradle.
② Ambient temperature: Please keep within the range of -20 ℃ ~ 60 ℃ and relative humidity (non-condensing) 15~95%.
③ Keep the product in a dry area
④ Please keep it in a stable state with no inclination, vibration, or shock (including during transportation).
⑤ Do not store in an explosive medicine storage area or near gas.
⑥ Do not store in a place subject to high temperature, high humidity, or direct sunlight; near heating equipment; in a dusty place; or in a salty atmosphere.

4. How to Use NB-TM1

4.1 How to charge the battery

① Place NB-TM1 in the charging cradle and make sure the charging terminal part and the charging pins meet each other.
② Connect the charging cradle to the USB 5V charger power adapter or computer using the USB cable and start the charge. which the equipment is mounted and charge it.
③ The battery LED (blue) lights up while the battery is charging.
④ When charging is completed, the battery LED (blue) goes out.

4.2 NB-TM1 Power On/Off



① If the power button is pressed once while the product is off, the blue LED will blink and the power will be turned on.
② Press the power button once while the blue LED is blinking to turn off the power
③ When the sky blue LED blinks, it automatically turns off when not connected to the mobile app for 3 minutes.
④ During a connection with the mobile app, press and hold for 2 seconds to turn off the power.

NOTICE

✓ If nothing happens when you press the power button, proceed with charging the product. If you still have problems afterwards, please contact us.

4.3 Mobile App Installation

① Search nearBeBe NB-TM1 on Apple App Store or Google Play.

② Install the app on your mobile device.

Download on the App Store

[애플 앱스토어]

GET IT ON Google Play

[구글 플레이]

NOTICE

✓ App compatibility is Android 4.3+, iOS 8.0+.

4.4 Mobile App

4.4.1 App launch and baby registration

① The initial screen of the application is automatically switched to the measurement screen in 2 seconds

② Click the User Info icon.

③ Click the Add button in the 'Baby Registration Information'.

④ Enter the Baby information and click the save button

4.4.2 Device Registration (Initial Registration)

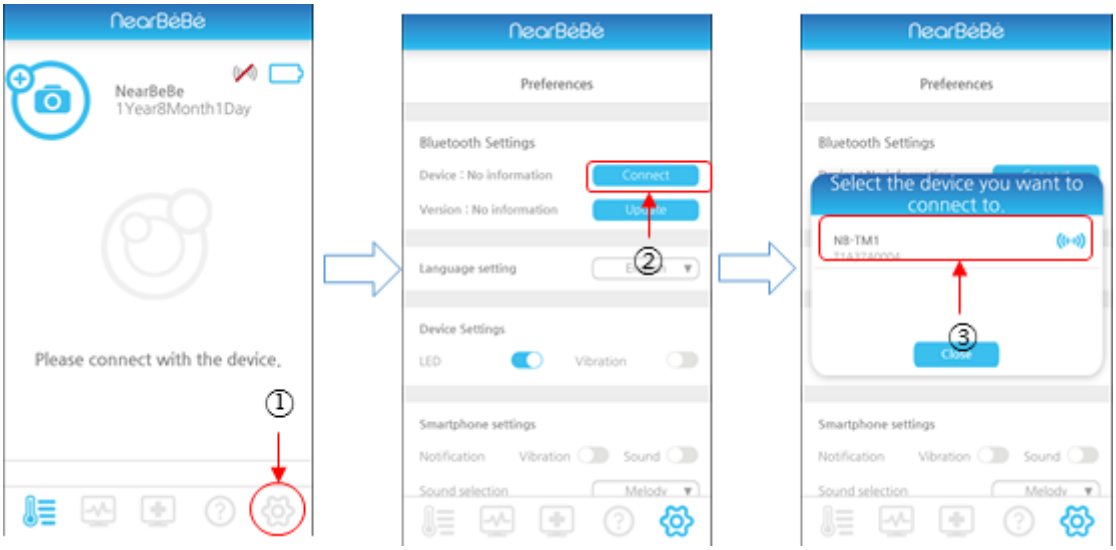

① Click the Preferences icon.

② Click on the Connect button in the Bluetooth settings (you can be connected after the infant registration).

③ Select the detected product. (It will be searched only when the product is turned on.)

4.4.3 Bluetooth connection and disconnection

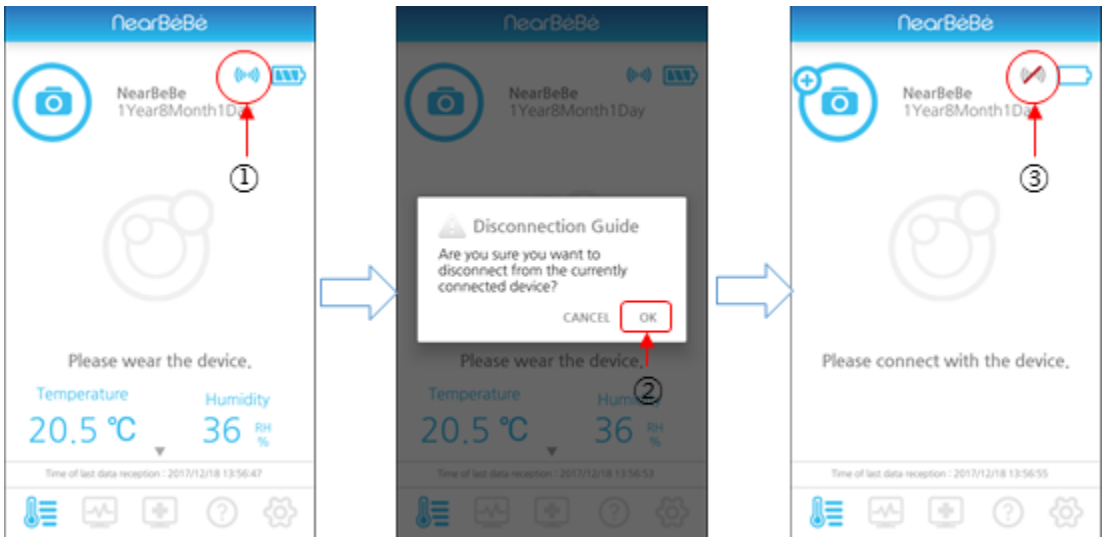

① With the device connected, tap the antenna icon

② When the "Disconnect" instruction pop-up window appears, click OK to disconnect.

③ When disconnected, press the antenna icon to connect automatically. (Available when the product is turned on.)

4.4.4 Measurement data display

- Thermometer / hygrometer mode

Display during charging on Cradle | Display charging complete on Cradle | Display when not connected to Cradle

① The device works as a hygrometer before attaching to a diaper or clothing with Bluetooth connected to the mobile app.

② Status LED(Green) is Blink

- Skin Temperature mode

① Attach the device to a diaper or clothing as shown above. (Wear it around the abdomen)

② Status LED(Pink) Blink of the device depend on the baby's abdominal movement.

③ When wearing the device, it shows the temperature of the skin in real time and displays sleep postures and abdominal movement. (Abdominal movement cannot be displayed when the wearer is standing or lying prone.)

NOTICE

✓ Skin temperature measurement and sleeping postures, abdominal motion cannot be used as medical information.

4.4.5 Trend

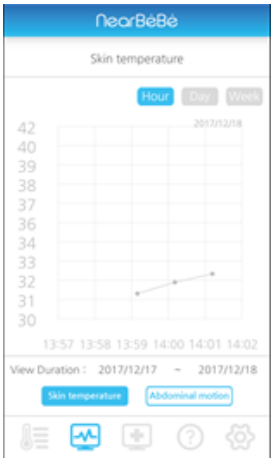

Skin temperature trend graph

Abdominal movement trend graph

Measurement data for skin temperature and abdominal movement is shown in hourly, daily and weekly graphs

4.4.6 Medical information menu

- The Support of 'Medical Information Menu' will available only in the Republic of Korea.

4.4.7 Help

- It provides you with an easy way to use the 'nearBeBe' application.

4.4.6 Setting

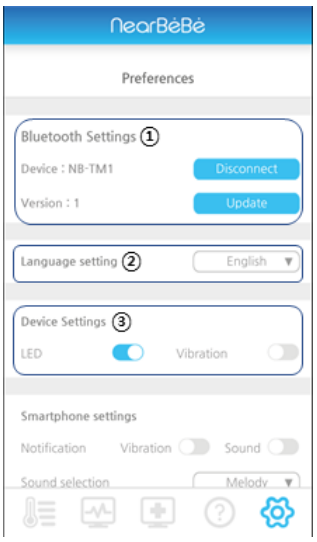

① Bluetooth settings

- Connect: Search for the devicet to connect/disconnect
- Firmware version: Update the firmware of the device

② Country settings: You can select your country.

③ Device settings (NB-TM1)

- LED: The status LED of the device can be turned ON / OFF
- Vibration: You can make the device vibration ON / OFF (with abdominal movement notifications.)

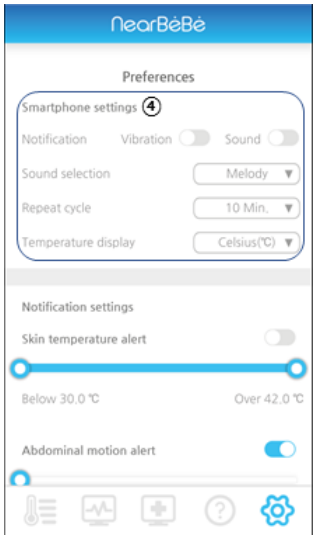

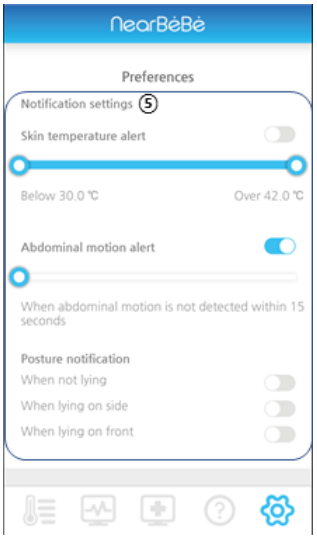

④ Smartphone settings

- Notification: You can turn the vibration or sound notification on or off.
- Sound selection: You can select three types of sound.
- Repeat cycle: You can set the repeat cycle of the notification. (from 10 seconds to 1 hour)
- Temperature display: Celsius (℃) or Fahrenheit (℉) can be selected.

⑤ Notification setting

- Skin temperature: You can set skin temperature notification ON / OFF and notification range. (30 ° C to 42 ° C)
- Abdominal movement notification: You can set notification ON / OFF and notification range.
(from 15 seconds to 60 seconds)
(When the user (or baby) is standing or lying prone, the sounds of notification will not be heard.)
- Sleep posture notification: You can turn on / off notification for different sleep postures.

CAUTION

The user manual is the reference manual to advised of the possibility of damages. It would not work properly cause of malfunctions from the error in the state of device, wearing, and mobile application.

The sleeping position will be shown on the mobile application(nearBeBe) when the product is on the baby's belly.

Sleeping Mode will execute when the device is on the baby's belly properly.

(Even if the infant is lying sideways, mobile application may be displayed as a lying position if the body is facing the floor.)

5. Caution

Carefully read the user manual to fully understand ~~for~~ safety precautions and use the product after you get sufficient knowledge of the instructions and precautions to be taken.

WARNING

✓ Self-diagnosis and treatment using body temperature measurement results are dangerous. Follow the doctor's instructions.

✓ If any abnormality is found in the product, stop using it immediately, remove it from the body and call the manufacturer for inspection.

CAUTION

✓ This device is available for all ages. However, if the wearer has a high fever, be sure to follow the instructions of your doctor.

However, the measurement information of the product is only a help to care for Baby

✓ Please make sure that other people than the user. do not touch the product during measurement

✓ Please contact the manufacturing company for the following situations.

- If you have an abnormal skin reaction (rash, allergy, etc.)
- If something is wrong with the device
- If the measured skin temperature differs significantly from other results when used in parallel with other medical devices

✓ Be sure to use the USB 5 V power supply

✓ Please be careful not to damage the thermometer.

✓ Please be careful not to put liquid or foreign matter into the main body.

✓ When heat generation is detected in the product, be sure to remove it from the human body.

✓ This device must be used in conjunction with the mobile app, so it may not work properly depending on the location and power status of the mobile device. Please observe the following.

- Maintain power supply to mobile device using secondary battery or adapter for continuous measurement of skin temperature.
- Please be careful not to leave NB-TM1 and mobile devices more than 15m apart. (Open space)
- Be careful not to lie prone as much as possible as the connection distance between the product and mobile devices can be significantly reduced.
- Please use it in one independent space because the distance may be significantly reduced when the product is used in two connected rooms.
- If you use multiple apps at the same time, the app may automatically shut down under the mobile operating system, in which case the Bluetooth connection may be disconnected.

✓ After the wearer enters the room from outside or moves the thermometer to a different temperature environment, please use it after 30 minutes or more

✓ Please keep the product sensor and the charging part always clean and not damaged.

✓ When measuring the skin temperature, if the wearer moves his/her body intensely, the contact between the skin and the product may not be kept constant, so measurement errors may occur.

✓ Do not touch the product with wet hands.

✓ Sleeping posture, abdominal movement measuring and notification function cannot be used for medical purposes.

Forbiddance

✓ Do not let your child swallow the product or put it in the mouth.

✓ Do not disassemble, repair or modify the product.

✓ This product has no waterproof function. Do not put it in water or wash it

6. Disposal

Please dispose of NB-TM1 and the accessories according to local regulations.

7. Product Service

[Product Warranty]

Product Name		**Place of purchase**	
Model Name		**Date of purchase**	
Serial No		**Customer Name**	
Tel		**E-mail**	
Add			

Consumer damage compensation standard

Types of Consumer Damage		**Compensaton details**	
		guarantee period	**After guarantee period**
normal Usage status	**When a defect occurs**	**Free repair**	**Paid repair**
	The same defect occurs more than once	**Product exchange**	**Paid repair**
Consumer intent or negligence	**Malfunction due to user error**	**Paid repair**	**Paid repair**
	Failure or damage caused by remodeling the product, structure, performance, function	**Paid repair**	**Paid repair**

① The quality of the product is guaranteed through strict inspection.

② The basic quality guarantee period of this product is one year from the date of purchase, If you extend the warranty period, you will be covered for ~~an~~ the extended period of time

③ If the following situation occurs even within the guarantee period of quality, it will be charged for processing.

- Failures caused by unauthorized use such as operation not following the instruction manual
- Failures or damage caused by dropping after product purchase or impact from the outside
- Natural disasters such as fire, earthquake, flood, lightning and natural disasters
- If the product was used or stored in an unsuitable environment such as an environment with high temperature, humidity, compound, or microorganisms
- Failures caused by sand or soil entering the product
- If you make any changes to the information such as the date of purchase, customer name, dealer name, and serial number
- If there is no evidence that the product was purchased with the product warranty
- In case of failures or damage caused by consumers' other negligence

Appendix

A. Specifications

Item	Contents		
Model name	NB-TM1		
Purpose of use	Device for measuring the body temperature		
Electrical rating	Charging voltage: DC5V, 100mA (USB voltage) Battery: DC 3.7V, 100mAh, Lithium polymer		
Classification of mounting part	Type BF Mounting portion		
Product Life	2Years / When charging 300 times		
Environmental conditions for usage	Temperature: -10 ℃ ~ 50 ℃ Humidity: 15% ~ 85% (noncondensing) Atmospheric pressure: 700 ~ 1060hPa		
Environmental conditions for storage	Temperature: -20℃ ~ 60℃ Humidity: 15% ~ 95% (noncondensing) Atmospheric pressure: 700 ~ 1060hPa		
Measuring range	30.0℃ ~ 42.0℃		
Measurement Accuracy	25.0 ° C, ± 0.1 ° C in 50% environment (± 0.2 ° C in other environments)		
Minimum scale unit	0.1℃		
Skin temperature display method	Display in App		
Minimum measurement time	Within 1 minute		
Continuous measurable time	Within 20 hours (based on full charge)		
Distance between the skin temperature display devices	Open space within 15m		
Operation mode	Direct mode		
Components	NB-TM1 1EA, Charge Cradle 1EA, USB cable 1EA, Manual 1EA		
Dimensions and weight	NB-TM1(43mm × 43mm × 16mm, 15g) Charging Cradle (72.5mm × 55mm × 27mm, 40g) USB cable (100cm, 15g)		
Mobile Applications (OS)	Android 4.3 +, iOS 8.0 +		
Colors			
	Sky Blue	Pink	Shine Orange
RF Max Power (e.i.r.p. 4.28 dBm) / Frequency Range : 2402 ~ 2480 MHz			
This device can be operated in at least one Member State without infringing application requirements on the use of radio spectrum			

B. NB-TM1 has the following classifications:

Classifications	Description
Type of protection against electrical shock	Internally powered
Degree of protection against electrical shock	Type BF Applied Part
Degree of protection against harmful ingress of water	Ordinary equipment (IPX0)
Degree of safety of application in the presence of a flammable anesthetic material with air or with oxygen or nitrous oxide	Equipment not suitable for use in the presence of a flammable anesthetic mixture with air or with oxygen or nitrous oxide
Mode of operation	Continuous operation

C. Electromagnetic Compatibility

Guidance and manufacturer's declaration – electromagnetic emissions		
The NB-TM1 is intended for use in the electromagnet environment specified below. The customer or the user of the NB-TM1 should assure that it is used in such an environment.		
Emissions test	**Compliance**	**Electromagnetic environment**
RF emissions CISPR 11	Group 1	The NB-TM1 uses RF energy only for its internal function. Therefore, its RF emissions are very low and are not likely to cause any interference in nearby electronic equipment.
RF emissions CISPR 11	Class B	The NB-TM1 is suitable for use in all establishments, including domestic establishments and those directly connected to the public low voltage power supply network that supplies buildings used for domestic purposes.
Harmonic emissions IEC 61000-3-2	Class A	
Voltage fluctuations/ flicker emissions IEC 61000-3-3	Complies	

Guidance and manufacturer's declaration – electromagnetic immunity			
The **NB-TM1** is intended for use in the electromagnetic environment specified below. The customer or the user of the **NB-TM1** should assure that it is used in such an environment.			
IMMUNITY test	**EN 60601 test level**	**Compliance level**	**Electromagnetic environment**
Electrostatic discharge (ESD) IEC 61000-4-2	± 6 kV contact ± 8 kV air	± 6 kV contact ± 8 kV air	Floors should be wood, concrete or ceramic tile. If floors are covered with synthetic material, the relative humidity should be at least 30 %.
Electrical fast transient/burst IEC 61000-4-4	± 2 kV for power supply lines ±1 kV for input/output lines	± 2 kV for power supply lines ±1 kV for input/output lines	Mains power quality should be that of a typical commercial or hospital environment.
Surge IEC 61000-4-5	± 1 kV line(s) to line(s) ± 2 kV line(s) to earth	± 1 kV line(s) to line(s) ± 2 kV line(s) to earth	Mains power quality should be that of a typical commercial or hospital environment.
Voltage dips, short interruptions and voltage variations on power supply input lines IEC 61000-4-11	<5 % U_T for 0,5 cycle 40 % U_T for 5, 6 cycles 70 % U_T for 25, 30 cycles <5 % U_T for 5 s	<5 % U_T for 0,5 cycle 40 % U_T for 5, 6 cycles 70 % U_T for 25, 30 cycles <5 % U_T for 5 s	Mains power quality should be that of a typical commercial or hospital environment. If the user of the NB-TM1 requires continued operation during power mains interruptions, it is recommended that the NB-TM1 be powered from an uninterruptible power supply or a battery.
Power frequency (50/60 Hz) magnetic field IEC 61000-4-8	3 A/m	3 A/m	Power frequency magnetic fields should be at levels characteristic of a typical location in a typical commercial or hospital environment.
NOTE UT is the a.c. mains voltage prior to application of the test level.			

Guidance and manufacturer's declaration – electromagnetic immunity			
The NB-TM1 is intended for use in the electromagnetic environment specified below. The customer or the user of the NB-TM1 should assure that it is used in such an environment.			
IMMUNITY test	**EN 60601 test level**	**Compliance level**	**Electromagnetic environment**
Conducted RF IEC 61000-4-6	3 Vrms 150 kHz to 80 MHz	3 Vrms	Portable and mobile RF communications equipment should be used no closer to any part of the NB-TM1 including cables, than the recommended separation distance calculated from the equation applicable to the frequency of the transmitter. **Recommended separation distance** $d = [\frac{3,5}{V_1}]\sqrt{P}$
Radiated RF IEC 61000-4-3	3 V/m 80 MHz to 2,5 GHz	3 V/m	$d = [\frac{3,5}{E_1}]\sqrt{P}$ 80 MHz to 800 MHz $d = [\frac{7}{E_1}]\sqrt{P}$ 800 MHz to 2,5 GHz where P is the maximum output power rating of the transmitter in watts (W) according to the transmitter manufacturer and d is the recommended separation distance in meters (m) Field strengths from fixed RF transmitters, as determined by an electromagnetic site survey,[a] should be less than the compliance level in each frequency range.[b] Interference may occur in the vicinity of Equipment marked with the following symbol:
Note 1 At 80 MHz and 800 MHz, the higher frequency range applies. Note 2 These guidelines may not apply in all situations. Electromagnetic propagation is affected by absorption and reflection from structures, objects and people.			
[a] Field strengths from fixed transmitters, such as base stations for radio (cellular/cordless) telephones and land mobile radios, amateur radio, AM and FM radio broadcast and TV broadcast cannot be predicted theoretically with accuracy. To access the electromagnetic environment due to fixed RF transmitters, an electromagnetic site survey should be considered. If the measured field strength in the location in which the NB-TM1 is used exceeds the applicable RF compliance level above, the NB-TM1 should be observed to verify normal operation. If abnormal performance is observed, additional measures may be necessary, such as re- orienting or relocating the NB-TM1 [b] Over the frequency range 150 kHz to 80 MHz, field strengths should be less than 3 V/m			

Recommended separation distances between portable and mobile RF communications equipment and the NB-TM1			
The NB-TM1 is intended for use in an electromagnetic environment in which radiated RF disturbances are controlled. The customer or the user of the NB-TM1 can help prevent electromagnetic interference by maintaining a minimum distance between portable and mobile RF communications equipment (transmitters) and the NB-TM1 as recommended below, according to the maximum output power of the communications equipment.			
Rated maximum output power of transmitter W	**Separation distance according to frequency of transmitter m**		
	150 kHz to 80 MHz $d = [\frac{3,5}{V_1}]\sqrt{P}$	80 MHz to 800 MHz $d = [\frac{3,5}{E_1}]\sqrt{P}$	800 MHz to 2,5 GHz $d = [\frac{7}{E_1}]\sqrt{P}$
0.01	0.12	0.12	0.23
0.1	0.38	0.38	0.73
1	1.2	1.2	2.3
10	3.8	3.8	7.3
100	12	12	23

For transmitters rated at a maximum output power not listed above, the recommended separation distance d in meters (m) can be estimated using the equation applicable to the frequency of the transmitter, where P is the maximum output power rating of the transmitter in watts (W) according to the transmitter manufacturer.

NOTE 1 At 80 MHz and 800 MHz, the separation distance for the higher frequency range applies.

NOTE 2 These guidelines may not apply in all situations. Electromagnetic propagation is affected by absorption and reflection from structures, objects and people

C. Symbol

Category	Referent
SN	Serial Number
	Manufacturer
	Date of manufacture
	Dispose in accordance with established regulations
60℃ 140℉ -20℃ -68℉	Temperature limit: Please transport at -20 ℃ ~ 60 ℃.
	Attention to moisture

Category	Referent
	BF type Applied Part
	Direct current
	Please refer to the user manual.
	Please refer to the user manual.
	Recycle
	handling warning

This device complies with part 15 of the FCC Rules. Operation is subject to the following two conditions: (1) This device may not cause harmful interference, and (2) this device must accept any interference received, including interference that may cause undesired operation.

This equipment has been tested and found to comply with the limits for a Class B digital device, pursuant to part 15 of the FCC Rules. These limits are designed to provide reasonable protection against harmful interference in a residential installation. This equipment generates, uses and can radiate radio frequency energy and, if not installed and used in accordance with the instructions, may cause harmful interference to radio communications. However, there is no guarantee that interference will not occur in a particular installation. If this equipment does cause harmful interference to radio or television reception, which can be determined by turning the equipment off and on, the user is encouraged to try to correct the interference by one or more of the following measures:

Reorient or relocate the receiving antenna.

Increase the separation between the equipment and receiver.

Connect the equipment into an outlet on a circuit different from that to which the receiver is connected. Consult the dealer or an experienced radio/TV technician for help.

Changes or modifications not expressly approved by the party responsible for compliance could void the user's authority to operate the equipment.

This device complies with RF exposure requirement.

EU DECLARATION OF COMFORMITY[1]

Number[2]	#2018-001
Name and address of the Manufacturer[3]	CHANGEUI TECH CO.,LTD #715, 200 Gieopdosi-ro, Jijeong-myeon, Wonju, Gangwon, Republic of Korea

This declaration of conformity is issued under the sole responsibility of the manufacturer.[4]

Object of the declaration[5]

Product information[6]	Product Name: NearBeBe Model Name: NB-TM1
Additional information[7]	SW Ver : 1.00(1) / HW Ver : 1.00(1) Accessories : Charge Cradle (Model : N/A), USB Cable (Model : N/A)

The object of the declaration described above is in conformity with the relevant union harmonization legislation.[8]

References to the relevant harmonized standards used or references to the technical specifications in relation to which conformity is declared.[9]

RED Directive 2014/53/EU	
EN 301 489-1 V2.1.1 EN 301 489-17 V3.1.1 EN 61000-3-2:2014 EN 61000-3-3:2013 EN 60950-1:2006+A11:2009 + A1:2010 + A12:2011 + A2:2013 EN 300 328 V2.1.1 EN 62479:2010	

The notified body[10] MiCOM LABS performed a conformity assessment of the technical documentation

and issued the certificate

Signed for and on behalf of:[11]

Authorized Representative:	Name and Surname / Function:
Q.M.R	SeungWoo Shin

Date of issue:

2018.03.29

ANNEX (EN/BG/ES/CS/DA/DE/ET/EL/FR/GA/IT/LV/LT/HU/MT/NL/PL/PT/RO/SK/SL/FI/SV/TR/NO/HR/IS)

1 **(EN)EUDeclarationofConformity/(BG)**ДЕКЛАРАЦИЯЗАСЪОТВЕТСТВИЕСИЗИСКВАНИЯТАНАЕС/**(ES)**DeclaraciónUEdeConformidad/**(CS)**EUProhlášeníoshodě/**(DA)**EU-Overensstemmelseserklæring/**(DE)**EU-Konformitätserklärung/**(ET)**ELiVastavusdeklaratsioon/**(EL)**ΔΗΛΩΣΗΣΥΜΜΟΡΦΩΣΗΣΕΕ/**(FR)**DéclarationUEdeConformité/**(GA)**DearbhúComhréireachtaanAE/**(IT)**DichiarazioneUEdiConformità/**(LV)**ESAtbilstībasDeklarācija/**(LT)**ESAtitiktiesDeklaracija/**(HU)**EU-MegfelelőségiNyilatkozat/**(MT)**DikjarazzjoniTal-KonformitàTal-UE/**(NL)**EUConformiteitsverklaring/**(PL)**DeklaracjaZgodnościUE/**(PT)**DeclaraçãodeConformidadeUE/**(RO)**DeclarațiadeConformitateUE/**(SK)**VyhlásenieoZhodeEÚ/**(SL)**IzjavaEUoSkladnosti/**(FI)**EU-Vaatimustenmukaisuusvakuutus/**(SV)**EU-FörsäkranomÖverensstämmelse/**(TR)**UygunlukBeyanı/**(NO)**EUSamsvarserklæring/**(HR)**EZizjavaosukladnosti/**(IS)**ESBSamræmisyfirlýsing

2 **(EN)Number/(BG)**№/**(ES)**№/**(CS)**Č./**(DA)**Nr./**(DE)**Nr./**(ET)**Nr./**(EL)**Αριθ./**(FR)**№/**(GA)**Uimhir/**(IT)**N./**(LV)**Nr./**(LT)**Nr./**(HU)**Szám/**(MT)**Numru/**(NL)**Nr./**(PL)**Nr/**(PT)**N.º/**(RO)**Nr/**(SK)**Číslo/**(SL)**Št./**(FI)**N:o/**(SV)**Nr/**(TR)**Sayısı/**(NO)**Nr./**(HR)**Broj/**(IS)**Númer

3 **(EN)NameandaddressoftheManufacturer/(BG)**Наименованиеиадреснапроизводителя/**(ES)**Nombreydirecciónde**l**fabricante/**(CS)**Obchodníjménoaadresavýrobce/**(DA)**Fabrikantensnavnogadresse/**(DE)**NameundAnschriftdesHerstellers/**(ET)**Valmistajanimijaaadress/**(EL)**Ονομ**α**κ**α**ιδιεύθυνσηκατασκευαστή/**(FR)**Nometadressedufabricant/**(GA)**Ainmagusseoladhan Mónaróra/**(IT)**Nomeeindirizzodelfabbricante/**(LV)**Ražotājanosaukumsunadrese/**(LT)**Gamintojopavadinimasiradresas/**(HU)**Gyártóneveéscíme/**(MT)**Isemuindirizztal-manifattur/**(NL)**Naamenadresvandefabrikant/**(PL)**Nazwaiadresproducenta/**(PT)**Nomeeendereçodofabricante/**(RO)**Numeleșiadresa**(SK)**Obchodnémenoaadresavýrobcu/**(SL)**Imeinnaslovproizvajalca/**(FI)**Valmistajannimijaosoite/**(SV)**Tillverkarensnamnochadress/**(TR)**İmalatçınınadıveadresi/**(NO)**Navnpåogadressetilprodusenten/**(HR)**Naziviadresaproizvođača/**(IS)**Nafnogheimilisfangframleiðanda

4 **(EN)Thisdeclarationofconformityisissuedunderthesoleresponsibilityofthemanufacturer/(BG)**Заностоящатадекларацияизасъответствиеотговорностносиединственопроизводителят/**(ES)**Lapresentedeclaraciónde**c**onformidadseexpidebajolaexclusivaresponsabilidaddelfabricante/**(CS)**Totoprohlášeníoshodě**v**ydalnavlastníodpovědnostvýrobce/**(DA)**Denneoverensstemmelseserklæringudstedespåfabrikantensansvar/**(DE)**DieseKonformitätserklärungwirdunterderalleinigenVerantwortungdesHerstellersabgegeben/**(ET)**Käesolevvastavusdeklaratsioononväljaantudvalmistajaainuvastutusel/**(EL)**Η**π**αρούσαδήλωσησυμμόρφωσηςεκδίδεταιμεαποκλειστικήευθύνητουκατασκευαστή/**(FR)**Laprésentedéclarationdeconformitéestétabliesouslaseuleresponsabilitédufabricant/**(GA)**Eisítearandearbhúcomhréireachtafaoifhreagrachtaonairanmhonaróra/**(IT)**Lapresentedichiarazionediconformità**è**rilasciatasottolaresponsabilitàesclusivadelfabbricante/**(LV)**Šīatbilstībasdeklarācijairizdotavienīgiuzšādaražotājaatbildību/**(LT)**Šiatitiktiesdeklaracijaišduotatikgamintojoatsakomybe/**(HU)**Emegfelelőséginyilatkozatagyártókizárólagosfelelősségérekerülkibocsátásra/**(MT)**Dinid-dikjarazzjonital-konformità**ti**nħaregtaħtir-responsabbiltàunikatal-manifattur/**(NL)**Dezeconformiteitsverklaringwordtverstrektondervolledigeverantwoordelijkheidvandefabrikant/**(PL)**Niniejszadeklaracjazgodnościwydanazostajenawyłącznąodpowiedzialnośćproducenta/**(PT)**Apresentedeclaração**d**econformidadeéemitidasobaexclusivaresponsabilidadedofabricante/**(RO)**Prezentadeclarațiedeconformitateesteemisăperăspundereaexclusivăapropărătorului/**(SK)**Totovyhlásenieozhodesavydávanavýhradnúzodpovednosťvýrobcu/**(SL)**Taizjavaoskladnostiseizdanalastnoodgovornostproizvajalca/**(FI)**Tämävaatimustenmukaisuusvakutusonannettuvalmistajanyksinomaisellavastuulla/**(SV)**Dennaförsäkranomöverensstämmelseutfärdaspåtillverkarensegetansvar/**(TR)**Buuygunlukbeyanı,imalatçınınsorumluluğualtındaverilir/**(NO)**Dennesamsvarserklæringenerutstedtpåprodusentenseneansvar/**(HR)**Zaizdavanjeoveizjaveosukladnostiisključujućivojeodgovoranproizvođač/**(IS)**Þessisamræmisyfirlýsingergefinúteingönguáábyrgðframleiðanda

5 **(EN)Objectofthedeclaration/(BG)**Обектнадекларацията/**(ES)**Objetodeladeclaración/**(CS)**Předmětprohlášení/**(DA)**Erklæringensgenstand/**(DE)**GegenstandderErklärung/**(ET)**Deklareeritavese/**(EL)**Σκοπόςτηςδήλωσης/**(FR)**Objetdeladéclaration/**(GA)**Cuspóirandearbhaithe/**(IT)**Oggettodelladichiarazione/**(LV)**Deklarācijaspriekšmets/**(LT)**Deklaracijosobjektas/**(HU)**Anyilatkozattárgya/**(MT)**L-għantad-dikjarazzjoni/**(NL)**Voorwerpvandeverklaring/**(PL)**Przedmiotdeklaracji/**(PT)**Objectodadeclaração/**(RO)**Obiectuldeclarației/**(SK)**Predmetvyhlásenia/**(SL)**Predmetizjave/**(FI)**Vakuutuksenkohde/**(SV)**Föremålförförsäkran/**(TR)**Beyanınnesne/**(NO)**Erklæringensgjenstand/**(HR)**Predmetizjave/**(IS)**Hluturtilyfirlýsingar

6 **(EN)Productinformation;ProductName;ModelName/(BG)**Информациязапродукта,именотонапродукта,именотомодела/**(ES)**Información**d**elproducto;nombredelmodelo/**(CS)**Informaceovýrobku;Názevvýrobku;Názevmodelu/**(DA)**Produktinformation;Produktnavn;Modelnavn/**(DE)**Produktinformation;Produktname;Modellname/**(ET)**Tootekirjeldus;Tootenimetus;Mudelinimi/**(EL)**Πληροφορίεςγιατοπροϊόν,όνομαπροϊόντος,όνομαμοντέλου/**(FR)**Informationsurleproduit;Nomduproduit;Nomdumodèle/**(GA)**FaisnéisTáirge;AinmTáirge;AinmMúnla/**(IT)**Informazionisulprodotto;denominazionedelprodotto;Nomedelmodello/**(LV)**Informācijaparizstrādājumu;Izstrādājumanosaukums;modeļanosaukums/**(LT)**Informacijaapieprodukta;produktopavadinimas;modeliopavadinimas/**(HU)**Termékinformáció;atermékneve;típusnév/**(MT)**Informazzjonital-prodott;isemtal-prodott;isemtal-mudell/**(NL)**Productinformatie,Productnaam;Modelnaam/**(PL)**Informacjeoprodukcie;nazwaproduktu;nazwamodelu/**(PT)**Informação**s**obreproduto;NomedoProduto;Designação**d**oModelo/**(RO)**Informațiidespre**P**rodus;DenumireProdus;NumeModel/**(SK)**Informácieovýrobku;Názovvýrobku;Názovmodelu/**(SL)**Podatkioizdelku;imeizdelka;imemodela/**(FI)**Tuotetiedot;tuotteennimi;mallinimi/**(SV)**Produktinformation;produktnamn;modellnamn/**(TR)**Ürünbilgileri;ÜrünAdı;ModelAdı/**(NO)**Produktinformasjon,Produktnavn,Modellnavn/**(HR)**Podatcioproizvodu;Nazivproizvoda;Nazivmodela/**(IS)**Vöruupplýsingar;Nafnvöru;Nafngerðar

7 **(EN)Additionalinformation/(BG)**Допълнителнаинформация/**(ES)**Información**a**dicional/**(CS)**Dalšíinformace/**(DA)**Supplerendeoplysninger/**(DE)**Zusätzlicheangaben/**(ET)**Lisateave/**(EL)**Συμπληρωματικέςπληροφορίες/**(FR)**Informationssupplémentaires/**(GA)**Faisnéisbhreise/**(IT)**Ulterioriinformazioni/**(LV)**Papildinformācija/**(LT)**Papildomainformacija/**(HU)**Kiegészítőinformációk/**(MT)**Informazzjoniaddizzjonali/**(NL)**Aanvullendeinformatie/**(PL)**Informacjedodatkowe/**(PT)**Informaçõescomplementares/**(RO)**Informațiisuplimentare/**(SK)**Dodatočnéinformácie/**(SL)**Dodatnipodatki/**(FI)**Lisätietoja/**(SV)**Ytterligareinformation/**(TR)**Ekbilgi/**(NO)**Tilleggsopplysninger/**(HR)**Dodatneinformacije/**(IS)**Viðbótaruppl**ý**singar

8 **(EN)Theobjectofthedeclarationdescribedabove**is**inconformitywiththerelevantUnionharmonisationlegislation/(BG)**Предметътнадекларацията,описанопогоре,отговаряснасъответнотозаконодателствонаСъюзазахармонизация/**(ES)**Elobjetodeladeclaración**d**escritaanteriormenteesconformeconlalegislaciónde**a**rmonización**p**ertinentedelaUnión/**(CS)**Výšepopsanýpředmětprohlášen**í**jeveshodě**s**přísluš**n**ýmiharmonizačn**í**mipr**á**vnímipř**e**dpisyUnie/**(DA)**Genstandenforerklæringen,sombeskrevetovenfor,erioverensstemmelsemeddenrelevanteEU-harmoniseringslovgivning/**(DE)**Derobenbeschriebene**G**egenstandderErklärungerfülltdieeinschlägigenHarmonisierungsrechtsvorschriftenderUnion/**(EL)**Οστόχοςτηςδήλωσηςτουπεριγράφεταιπαραπάνωείναισύμφωνοςμετησχετικήενωσιακήνομοθεσίαεναρμόνισης/**(FR)**L'objetdeladéclarationdécritcidessusestconformeàlalégislationd'harmonisationdel'Unionapplicable/**(GA)**TácuspóirandearbhaitheathuaisníscítearthuasigcomhréirleachtaíochtábharthaumchomhchuibhiúdechuidanAontais/**(IT)**L'oggettodelladichiarazionedicuisopraè**c**onformeallapertinentenormativadiarmonizzazionedell'Unione/**(LV)**IepriekšaprakstītāisdeklarācijaspriekšmetsatbilstattiecīgajamSavienībassaskaņošanastiesībuaktam/**(LT)**Pirmiauapra**š**ytasdeklaracijosobjektasusijusiusderinamuosiusSajungosteisėsaktus/**(HU)**Afentismertetettnyilatkozattárgyamegfelelavonatkozóuniósharmonizációsjogszabályoknak/**(MT)**L-għantad-dikjarazzjonideskritthawnfuqhuwakonformimal-leġislazzjonita'armonizzazzjonirilevantital-Unjoni/**(NL)**HethierbovenbeschrevenvoorwerpisinovereenstemmingmetdedesbetreffendeharmonisatiewetgevingvandeUnie/**(PL)**Wymienionypowyżejprzedmiotniniejszejdeklaracjijestzgodnyzodnośnymiwymaganiamiunijnegoprawodawstwaharmonizacyjnego/**(PT)**Oobjetodadeclaração**o**acimadescritoestáemconformidadecomalegislação**d**eharmonização**d**oaUniãoaplicável/**(RO)**ObiectuldeclarațieidescrismaisusesteînconformitateculegislațiarelevantădearmonizareaUniunii/**(SK)**Uvedenýpredmetvyhlásenia**j**evzhodesprísluš**n**ýmiharmonizačnýmipr**á**vnymipredpismiÚnie/**(SL)**Predmetnavedenei**z**avesukladujesmjerodavnimzakonodavstvomUnijeouskladi**v**anju/**(FI)**Edelläkuvattavakuutuksenkohdeonasiaakoskevanunioninyhdenmukaistamislainsäädännönvaatimustenmukainen/**(SV)**Föremåletförförsäkranovanöverensstämmermeddenrelevantaharmoniseradeunionslagstiftningen/**(TR)**YukarıdaaçıklananbildirininnesneisiilgiliToplulukuyummevzuatınauygundur/**(NO)**Formåletmederklæringenbeskrevetovenforerisamsvarmeddenaktuelleharmoniseringslovgivningeniunionen/**(HR)**Afentismertetettnyilatkozattárgyamegfelelavonatkozóuniósharmonizációsjogszabályoknak/**(IS)**EfniofangreindraryfirlýsingarersamræmiviðhlutaðeigandistaðlaðalöggjöfEvrópusambandsins

9 **(EN)Referencestotherelevantharmonisedstandardsusedorreferencestothetechnicalspecificationsinrelationtowhichconformityisdeclared/(BG)**наименованиятанаизползванитехармонизиранистандартиилитехническитеспецификации,спрямокоитосеедекларирасъответствието/**(ES)**Referenciasalasnormasarmonizadasdespertinentesutilizadas,oreferenciasalasespecificacionestécnicasrespectoalascualessedeclaralaconformidad/**(CS)**Případnéodkazynapříslušnéharmonizovanénormy,kterébylypoužity,nebonatechnickéspecifikace,najejichžzákladěseshodaprohlašuje/**(DA)**Referencertildereleva**n**teanvendteharmoniseredestandarderellerreferencertildetekniskespecifikationer,somdererklæresoverensstemmelsemed/**(DE)**Angabedereinschlägigenharmonisiertenformen,diezugrundegelegtwurden,oderAngabedertechnischenSpezifikationen,fürdiedieKonformitätserklärtwird/**(ET)**Viitedkasutatudasjakohasteleühtlustatudstandarditelevõiviitedtehnilistelespetsifikatsioonidele,millegaseosesvastavustkinnitatakse/**(EL)**μνείστανσχετικώνεναρμονισμένωνπροτύπωνπουχρησιμοποιήθηκανήτωνεχνικώνπροδιαγραφώνμεβάσητιοποίεζδηλώνεταιησυμμόρφωση/**(FR)**Références**d**esnormesharmoniséespertinentesappliquéesoudesspécificationstechniquesparrapportauxquellesla conformitéestdéclarée/**(GA)**Tagairtídonacaighdeáinchomhchuibhitheábharthaaúsáidtearnótagairtídonasonraíochtaíteicniúlaindáilleisangcomhréireachtadhearbhaítear/**(IT)**Riferimentital lepertinentinormearmonizzateutilizzateoriferimentiallespecifichetecnicheinrelazioneallequaliè**d**ichiaratalaconformità/**(LV)**Norādesuzattiecīgajiemsaskaņotajiemstandartiemvainorādesuztehniskāmspecifikācijām,attiecībāuzkotiekdeklarētaatbilstība/**(LT)**Taikytųdarniųjųstandartųnuorodosarbatechniniųspecifikacijų,pagalkuriasbuvodeklaruotaatitiktis,nuorodos/**(HU)**Adottesetbenhivatkozásazalkalmazásrakerültvonatkozóharmonizáltszabványokra,illetőlegazokraaműszakileírásokra,amelyekrenézveamegfelelésrolnyilatkoznak/**(MT)**Referenzigħallistandardsarmonizzatirilevantilintużaw,jewreferenzigħall-ispeċifikazzjonijietlib'relazzjonigħalihomqedtiġiddikjaratal-konformità/**(NL)**Vermeldingvandetoegepastegeharmonisieronormenofvandetechnischespecificatieswaaropdeconformiteitsverklaringbetrekkingheeft/**(PL)**Odwołaniadoodnośnychnormzharmonizowanych,którezastosowano,lubdospecyfikacjitechnicznych,wodniesieniudoktórychdeklarowanajestzgodność/**(PT)**Referências**à**snormasharmonizadasaplicáveisutilizadasouàsespecificações**t**écnicasemrelação**à**squais**é**declaradaaconformidade/**(RO)**Trimiterilastandardelearmonizatereleveantefolositesautrimiterilaspecificațiiletehnice**î**nlegătur**ă**cucaresedeclarăconformitatea/**(SK)**Prípadnéodkazynapríslušnépoužitéharmonizovanénormyaleboodkazynatechnickéšpecifikácie,nazákladektorýchsavyhlasujezhoda/**(SL)**Napotilanauporabljeneusklajenestandardealinapotilanatehničnespecifikacijezaskladnost,kisonavedenenaizjavi/**(FI)**Viittausniihinasiaankuuluviinyhdenmukaistettuihinstandardeihin,joitaonkäytetty,taiviittausteknisiineritelmiin,joidenperusteellavaatimustenmukaisuusvakuutusonannettu/**(SV)**Hänvisningarstandardernasomanvänts**e**llerhänvisningartilldeteknis**k**aspecifikationernaIgtvilkaöverensstämmelsenförsäkras/**(TR)**Ilgiliuyumlaştırılmışkullanılanstandartlarveyauygunlukbeyaniileilgililoiarakteknikreferanslarreferanslar/**(NO)**Henvisningertildereleva**n**teharmonisertestandardenesomerbruktellerhenvisningertildespesifikasjonenedeterklæressamsvarmed/**(HR)**Upućivanjenamjerodavneuskladenenormeiliupućivanjenatehničkespecifikacijenatemeljukojihsejzavljujesukladnost/**(IS)**Tilvísaniríviðeigandisamhæfingarstaðlasemerunotaðireðatilvísaniríþærtækniforskriftirsemtengjastsamræmisyfirlýsingunni

10 **(EN)Thenotifiedbody;performed;andissuedthecertificate/(BG)**нотифицираниятторган;извърши;ииздадесертификата/**(ES)**Elorganismonotificado;haefectuado;yexpideelcertificado/**(CS)**Oznámenýsubjekt;provedl;avydalosvědčení/**(DA)**Detbemyndigedeorgan;derharforetaget;ogudstedttattesten/**(DE)**DienotifizierteStelle;hat;undfolgendeBescheinigungausgestellt/**(ET)**Teavitatudasutus;teostas;jaandisväljatõendi/**(EL)**οκοινοποιημένοςοργανισμός;πραγματοποίησε;καιεξέδωσετηβεβαίωση/**(FR)**L'organismenotifié;aeffectué;etaétablil'attestation/**(GA)**Rinneancomhlachtdádtugtarfógra...agusd'eisighséandeinmhniú/**(IT)**l'organismonotificato;haeffettuato;erilasciatoilcertificato/**(LV)**Pilnvarotāiestāde;irveikusi;unizsniegusisertifikātu/**(LT)**Notifikuotojijstaiga;atliko;irišdavėsertifikatą/**(HU)**Abejelentettszervezet;elvégeztea;ésakövetkezőtanúsítványtadtaki/**(MT)**Il-korpnotifikat;wettaq;uħareġiċ-ċertifikat/**(NL)**Deaangemeldeinstantie;heefteen;uitgevoerdenhetcertificaatverstrekt/**(PL)**jednostkanotyfikowana;przeprowadziła;iwydałacertyfikat/**(PT)**oorganismonotificado;efectuou;eemitiuocertificado/**(RO)**Organismulnotificat;aefectuat;șiaemiscertificatul/**(SK)**notifikovanýorgán;vykonal;avydalosvedčenie/**(SL)**jepriglašeniorgan;izvedel;inizdalcertifikat/**(FI)**ilmoitettulaitos;suoritti;jaantoitodistuksen/**(SV)**Detanmäldaorganet;harutfört;ochutfärdatintyget/**(TR)**Kuruluşabildirmiş;yapılanvesertifikaverilir/**(NO)**Detmeldteorgan;utført;somogsåinkludertestresultatogutstedelseavsertifikat/**(HR)**Obaviještenotijelo;proveloje;uključujućiizvješćeoispitivanjuiizdalojecertifikat/**(IS)**Hinntilkynntaðili...framkvæmdi...þarmeðtaliðprófunarskýrslurnaroggafútvottorðið

11 **(EN)Signedforandonbehalfof/(BG)**Подписзаилиотименото**н**а/**(ES)**Firmadoporyennombrede/**(CS)**Podepsánozaajménem/**(DA)**Underskrevetforogpåvegneaf/**(DE)**Unterzeichnetfürundim**N**amenvon/**(ET)**(Kellenimeljapoolt)allakirjutatud/**(EL)**Υπογραφήγιαλογαριασμόκαιεξονόματος/**(FR)**Signéparetaunomde/**(GA)**Sínithelehaghaidhagustharceannan/**(IT)**Firmatoinveceepercontodi/**(LV)**Parakstīts/**(LT)**Užkąirkienovardupasirašyta/**(HU)**Cégszerűaláírás/**(MT)**Iffirmatagħaluf'isem/**(NL)**Ondertekendvoorennames/**(PL)**Podpisanowimieniu/**(PT)**Assinadoporemnomede/**(RO)**Semnatpentrușîînnumele/**(SK)**Podpísanézaavmene/**(SL)**Podpisanozainvimenu/**(FI)**puolestaallekirjoittanut/**(SV)**Undertecknatför/**(TR)**Veadınaimzalanmıştır/**(NO)**Undertegnetforogpåvegneav/**(HR)**Potpisanozaiuime/**(IS)**Undirritaðfyrirogfyrirhönd