FCC RADIO TEST REPORT

FCC ID	:	**2AP7R-6245**
Equipment	:	**Tablet**
Model Name	:	**M2V3R5**
Applicant	:	**No Dark Matter LLC** **1350 Scenic Hwy, Ste. 266 Snellville, GA 30078**
Standard	:	**FCC Part 15 Subpart E §15.407**

The product was received on Jul. 17, 2019 and testing was started from Apr. 23, 2021 and completed on May 25, 2021. We, Sporton International Inc. EMC & Wireless Communications Laboratory, would like to declare that the tested sample has been evaluated in accordance with the test procedures and has been in compliance with the applicable technical standards.

The test results in this variant report apply exclusively to the tested model / sample. Without written approval of Sporton International Inc. EMC & Wireless Communications Laboratory, the test report shall not be reproduced except in full.

Louis Wu

Approved by: Louis Wu

Sporton International Inc. EMC & Wireless Communications Laboratory

No. 52, Huaya 1st Rd., Guishan Dist., Taoyuan City 333, Taiwan (R.O.C.)

Table of Contents

History of this test report **3**
Summary of Test Result **4**
1 General Description **5**
1.1 Product Feature of Equipment Under Test 5
1.2 Product Specification of Equipment Under Test 5
1.3 Modification of EUT 7
1.4 Testing Location 7
1.5 Applicable Standards 7
2 Test Configuration of Equipment Under Test **8**
2.1 Carrier Frequency and Channel 8
2.2 Test Mode 9
2.3 Connection Diagram of Test System 10
2.4 Support Unit used in test configuration and system 10
2.5 EUT Operation Test Setup 11
2.6 Measurement Results Explanation Example 11
3 Test Result **12**
3.1 26dB & 99% Occupied Bandwidth Measurement 12
3.2 Maximum Conducted Output Power Measurement 14
3.3 Power Spectral Density Measurement 16
3.4 Unwanted Emissions Measurement 18
3.5 Automatically Discontinue Transmission 23
3.6 Antenna Requirements 24
4 List of Measuring Equipment **25**
5 Uncertainty of Evaluation **26**
Appendix A. Conducted Test Results
Appendix B. Radiated Spurious Emission
Appendix C. Radiated Spurious Emission Plots
Appendix D. Duty Cycle Plots

History of this test report

Report No.	Version	Description	Issued Date
FR141651	01	Initial issue of report	Jun. 11, 2021

Summary of Test Result

Report Clause	Ref Std. Clause	Test Items	Result (PASS/FAIL)
3.1	15.403(i)	26dB Bandwidth	Pass
3.1	2.1049	99% Occupied Bandwidth	Reporting only
3.2	15.407(a)	Maximum Conducted Output Power	Pass
3.3	15.407(a)	Power Spectral Density	Pass
3.4	15.407(b)	Unwanted Emissions	Pass
-	15.207	AC Conducted Emission	Not Required
3.5	15.407(c)	Automatically Discontinue Transmission	Pass
3.6	15.203 15.407(a)	Antenna Requirement	Pass

Note:

1. Not required means after assessing, test items are not necessary to carry out.
2. This is a variant report by adding WLAN 5GHz Band 2 and Band 3. All the test cases were performed on original report which can be referred to Sporton Report Number FR8N2215-02D.

Declaration of Conformity:
The test results with all measurement uncertainty excluded are presented in accordance with the regulation limits or requirements declared by manufacturers.
Comments and Explanations:
The declared of product specification for EUT presented in the report are provided by the manufacturer, and the manufacturer takes all the responsibilities for the accuracy of product specification.

Reviewed by: Alan Liu

Report Producer: Ruby Zou

1 General Description

1.1 Product Feature of Equipment Under Test

Product Feature	
Equipment	Tablet
Model Name	M2V3R5
FCC ID	2AP7R-6245
EUT supports Radios application	WLAN 11b/g/n HT20 WLAN 11a/n HT20/HT40 WLAN 11ac VHT20/VHT40/VHT80 Bluetooth BR/EDR/LE

1.2 Product Specification of Equipment Under Test

Product Specification subjective to this standard	
Tx/Rx Frequency Range	5260 MHz ~ 5320 MHz 5500 MHz ~ 5720 MHz
Maximum Output Power to Antenna	**<5260 MHz ~ 5320 MHz>** **<Ant. 1>** 802.11a: 12.80 dBm / 0.0191 W 802.11n HT20: 13.30 dBm / 0.0214 W 802.11n HT40: 13.70 dBm / 0.0234 W 802.11ac VHT20: 13.20 dBm / 0.0209 W 802.11ac VHT40: 12.60 dBm / 0.0182 W 802.11ac VHT80: 8.20 dBm / 0.0066 W **<Ant. 2>** 802.11a: 14.90 dBm / 0.0309 W 802.11n HT20: 13.80 dBm / 0.0240 W 802.11n HT40: 13.80 dBm / 0.0240 W 802.11ac VHT20: 13.70 dBm / 0.0234 W 802.11ac VHT40: 12.70 dBm / 0.0186 W 802.11ac VHT80: 8.50 dBm / 0.0071 W

Product Specification subjective to this standard	
Maximum Output Power to Antenna	**<5500 MHz ~ 5720 MHz>** **<Ant. 1>** 802.11a: 14.30 dBm / 0.0269 W 802.11n HT20: 13.80 dBm / 0.0240 W 802.11n HT40: 13.90 dBm / 0.0245 W 802.11ac VHT20: 13.70 dBm / 0.0234 W 802.11ac VHT40: 12.90 dBm / 0.0195 W 802.11ac VHT80: 12.90 dBm / 0.0195 W **<Ant. 2>** 802.11a: 13.00 dBm / 0.0200 W 802.11n HT20: 13.00 dBm / 0.0200 W 802.11n HT40: 12.90 dBm / 0.0195 W 802.11ac VHT20: 12.90 dBm / 0.0195 W 802.11ac VHT40: 12.80 dBm / 0.0191 W 802.11ac VHT80: 12.70 dBm / 0.0186 W
99% Occupied Bandwidth	**<Ant. 1>** 802.11a: 16.83 MHz 802.11n HT20: 17.68 MHz 802.11n HT40: 36.46 MHz 802.11ac VHT80: 76.48 MHz **<Ant. 2>** 802.11a: 16.88 MHz 802.11n HT20: 17.68 MHz 802.11n HT40: 36.46 MHz 802.11ac VHT80: 76.36 MHz
Antenna Type / Gain	**<5260 MHz ~ 5320 MHz>** <Ant. 1>: Fixed Internal Antenna with gain 2.8 dBi <Ant. 2>: Fixed Internal Antenna with gain 1.5 dBi **<5500 MHz ~ 5720 MHz >** <Ant. 1>: Fixed Internal Antenna with gain 2.8 dBi <Ant. 2>: Fixed Internal Antenna with gain 1.0 dBi
Type of Modulation	802.11a/n : OFDM (BPSK / QPSK / 16QAM / 64QAM) 802.11ac : OFDM (BPSK / QPSK / 16QAM / 64QAM / 256QAM)
Antenna Function Description	<table><tr><td></td><td>Ant. 1</td><td>Ant. 2</td></tr><tr><td>802.11 a/n/ac</td><td>V</td><td>V</td></tr></table>

Remark: The above EUT's information was declared by manufacturer. Please refer to Comments and Explanations in report summary.

1.3 Modification of EUT

No modifications are made to the EUT during all test items.

1.4 Testing Location

Test Site	Sporton International Inc. EMC & Wireless Communications Laboratory
Test Site Location	No.52, Huaya 1st Rd., Guishan Dist., Taoyuan City 333, Taiwan (R.O.C.) TEL: +886-3-327-3456 FAX: +886-3-328-4978
Test Site No.	**Sporton Site No.**
	TH02-HY

Test Site	Sporton International Inc. Wensan Laboratory
Test Site Location	No.58, Aly. 75, Ln. 564, Wenhua 3rd, Rd., Guishan Dist., Taoyuan City 333010, Taiwan (R.O.C.) TEL: +886-3-327-0868 FAX: +886-3-327-0855
Test Site No.	**Sporton Site No.**
	03CH16-HY (TAF Code: 3786)
Remark	The Radiated Spurious Emission test item subcontracted to Sporton International Inc. Wensan Laboratory

Note: The test site complies with ANSI C63.4 2014 requirement.

FCC designation No.: TW1190 and TW3786

1.5 Applicable Standards

According to the specifications of the manufacturer, the EUT must comply with the requirements of the following standards:

- FCC Part 15 Subpart E
- FCC KDB 789033 D02 General UNII Test Procedures New Rules v02r01.
- FCC KDB 414788 D01 Radiated Test Site v01r01.
- ANSI C63.10-2013

Remark:

1. All test items were verified and recorded according to the standards and without any deviation during the test.
2. The TAF code is not including all the FCC KDB listed without accreditation.

2 Test Configuration of Equipment Under Test

a. The EUT has been associated with peripherals and configuration operated in a manner tended to maximize its emission characteristics in a typical application. Frequency range investigated: radiation emission (9 kHz to the 10th harmonic of the highest fundamental frequency or to 40 GHz, whichever is lower). For radiated measurement, pre-scanned in three orthogonal panels, X, Y, Z. The worst cases (Z Plane for Ant. 1 and X plane for Ant. 2) were recorded in this report.

2.1 Carrier Frequency and Channel

Frequency Band	Channel	Freq. (MHz)	Channel	Freq. (MHz)
5250-5350 MHz Band 2 (U-NII-2A)	52	5260	60	5300
	54*	5270	62*	5310
	56	5280	64	5320
	58#	5290		

Frequency Band	Channel	Freq. (MHz)	Channel	Freq. (MHz)
5470-5725 MHz Band 3 (U-NII-2C)	100	5500	112	5560
	102*	5510	116	5580
	104	5520	132	5660
	106#	5530	134*	5670
	108	5540	136	5680
	110*	5550	140	5700

Frequency Band	Channel	Freq. (MHz)	Channel	Freq. (MHz)
TDWR Channel	118*	5590	124	5620
	120	5600	126*	5630
	122#	5610	128	5640

Frequency Band	Channel	Freq. (MHz)	Channel	Freq. (MHz)
Straddle Channel	138#	5690	144	5720
	142*	5710		

Note:

1. The above Frequency and Channel in "*" were 802.11n HT40 and 802.11ac VHT40.
2. The above Frequency and Channel in "#" were 802.11ac VHT80.

2.2 Test Mode

Final test modes are considering the modulation and worse data rates as below table.

Modulation	Data Rate
802.11a	6 Mbps
802.11n HT20	MCS0
802.11n HT40	MCS0
802.11ac VHT20 (Covered by HT20)	MCS0
802.11ac VHT40 (Covered by HT40)	MCS0
802.11ac VHT80	MCS0

Ch. #		Band II：5250-5350 MHz	Band III：5470-5725MHz
		802.11a	802.11a
L	Low	52	100
M	Middle	60	116
H	High	64	140
Straddle		-	144

Ch. #		Band II：5250-5350 MHz	Band III：5470-5725MHz
		802.11n HT20	802.11n HT20
L	Low	52	100
M	Middle	60	116
H	High	64	140
Straddle		-	144

Ch. #		Band II：5250-5350 MHz	Band III：5470-5725MHz
		802.11n HT40	802.11n HT40
L	Low	54	102
M	Middle	-	110
H	High	62	134
Straddle		-	142

Ch. #		Band II：5250-5350 MHz	Band III：5470-5725MHz
		802.11ac VHT80	802.11ac VHT80
L	Low	-	106
M	Middle	58	-
H	High	-	122
Straddle		-	138

Remark:

1. For radiation spurious emission, the final modulation and the worst data rate was reference the max RF conducted power.
2. For Radiated Test Cases, the tests were performed with Adapter (AP15).

2.3 Connection Diagram of Test System

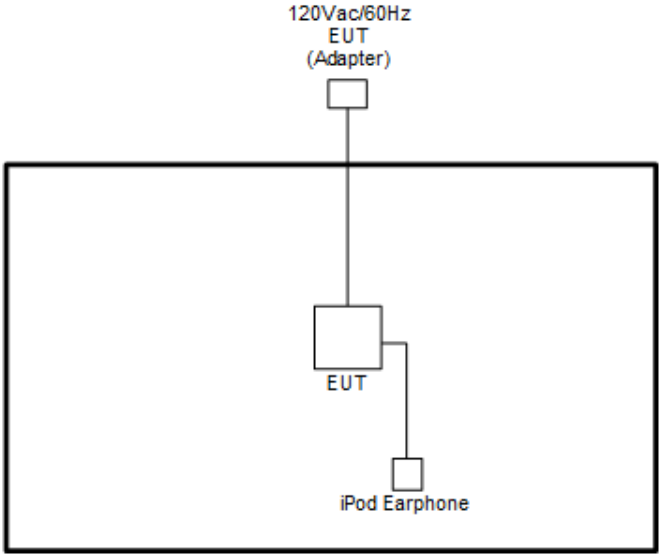

2.4 Support Unit used in test configuration and system

Item	Equipment	Brand Name	Model Name	FCC ID	Data Cable	Power Cord
1.	iPod Earphone	Apple	N/A	Verification	Unshielded, 1.0 m	N/A

2.5 EUT Operation Test Setup

The RF test items, utility “CMD & 6.1.7601” was installed in Notebook which was programmed in order to make the EUT get into the engineering modes to provide channel selection, power level, data rate and the application type and for continuous transmitting signals.

2.6 Measurement Results Explanation Example

For all conducted test items:

The offset level is set in the spectrum analyzer to compensate the RF cable loss and attenuator factor between EUT conducted output port and spectrum analyzer. With the offset compensation, the spectrum analyzer reading level is exactly the EUT RF output level.

Example :

The spectrum analyzer offset is derived from RF cable loss and attenuator factor.

Offset = RF cable loss + attenuator factor.

Following shows an offset computation example with cable loss 4.2 dB and 10 dB attenuator.

Offset(dB) = RF cable loss(dB) + attenuator factor(dB).

= 4.2 + 10 = 14.2 (dB)

3 Test Result

3.1 26dB & 99% Occupied Bandwidth Measurement

3.1.1 Description of 26dB & 99% Occupied Bandwidth

This section is for reporting purpose only.

There is no restriction limits for bandwidth.

For Straddle Channel, according to KDB 789033 D02 General UNII Test Procedures New Rules v02r01, if the power and PSD of the devices are uniform and comply with the lower limits specified for the U-NII-2 bands, a single measurement over the entire emission bandwidth can be performed to show compliance.

3.1.2 Measuring Instruments

See list of measuring equipment of this test report.

3.1.3 Test Procedures

1. The testing follows FCC KDB 789033 D02 General UNII Test Procedures New Rules v02r01. Section C) Emission bandwidth
2. Set RBW = approximately 1% of the emission bandwidth.
3. Set the VBW > RBW.
4. Detector = Peak.
5. Trace mode = max hold
6. Measure the maximum width of the emission that is 26 dB down from the peak of the emission. Compare this with the RBW setting of the analyzer. Readjust RBW and repeat measurement as needed until the RBW/EBW ratio is approximately 1%.
7. For 99% Bandwidth Measurement, the spectrum analyzer's resolution bandwidth (RBW) is set 1-5% of the emission bandwidth and set the Video bandwidth (VBW) ≥ 3 * RBW.
8. Measure and record the results in the test report.

3.1.4 Test Setup

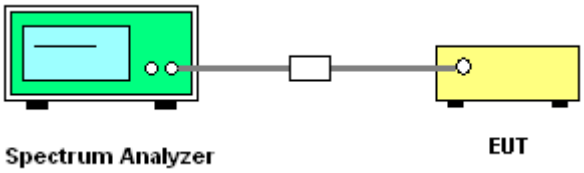

3.1.5 Test Result of 26dB & 99% Occupied Bandwidth

Please refer to Appendix A.

Maximum 26dB Bandwidth

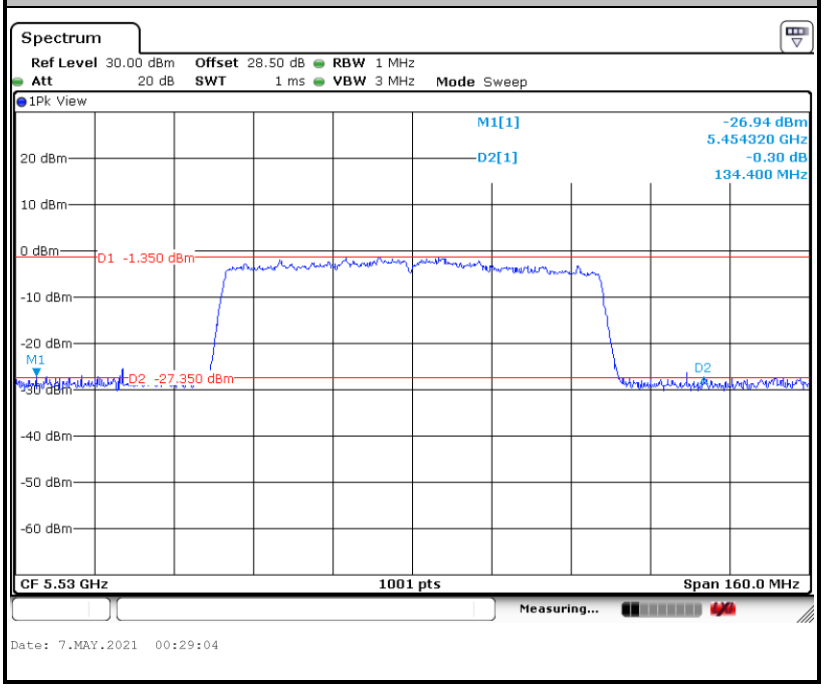

Maximum 99% Occupied Bandwidth

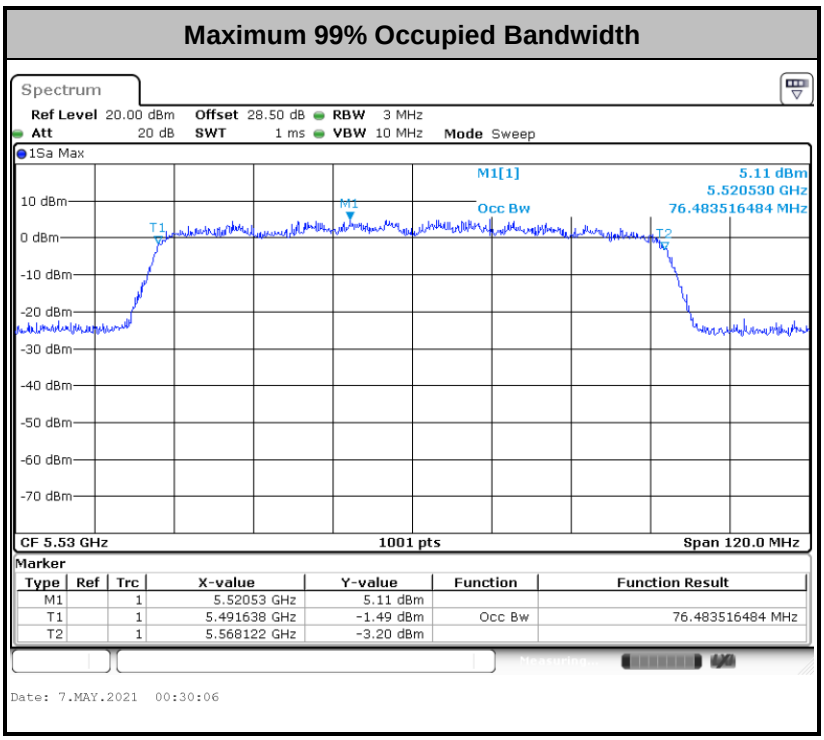

Note: The occupied channel bandwidth is maintained within the band of operation for all of the modulations.

3.2 Maximum Conducted Output Power Measurement

3.2.1 Limit of Maximum Conducted Output Power

<FCC 14-30 CFR 15.407>

For the 5.25–5.725 GHz bands:

■ The maximum conducted output power over the frequency bands of operation shall not exceed the lesser of 250 mW or 11 dBm 10 log B, where B is the 26 dB emission bandwidth in megahertz.

For Straddle Channel, according to KDB 789033 D02 General UNII Test Procedures New Rules v02r01, if the power and PSD of the devices are uniform and comply with the lower limits specified for the U-NII-2 bands, a single measurement over the entire emission bandwidth can be performed to show compliance.

If transmitting antennas of directional gain greater than 6 dBi are used, the peak output power shall be reduced by the amount in dB that the directional gain of the antenna exceeds 6 dBi.

Note that U-NII-2 band, devices with a maximum e.i.r.p. greater than 500 mW shall implement TPC in order to have the capability to operate at least 6 dB below the maximum permitted e.i.r.p. of 1 W.

3.2.2 Measuring Instruments

See list of measuring equipment of this test report.

3.2.3 Test Procedures

The testing follows Method PM-G of FCC KDB 789033 D02 General UNII Test Procedures New Rules v02r01.

Method PM-G (Measurement using a gated RF average power meter):

1. Measurement is performed using a wideband RF power meter.
2. The EUT is configured to transmit at its maximum power control level.
3. Measure the average power of the transmitter.
4. Since the measurement is made only during the ON time of the transmitter, no duty cycle correction factor is required.

For Straddle Channel, according to KDB 789033 D02 General UNII Test Procedures New Rules v02r01, if the power and PSD of the devices are uniform and comply with the lower limits specified for the U-NII-2 bands, a single measurement over the entire emission bandwidth can be performed to show compliance.

3.2.4 Test Setup

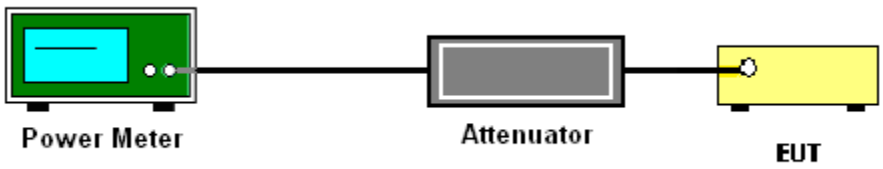

3.2.5 Test Result of Maximum Conducted Output Power

Please refer to Appendix A.

3.3 Power Spectral Density Measurement

3.3.1 Limit of Power Spectral Density

<FCC 14-30 CFR 15.407>

For the 5.25–5.725 GHz bands:

The maximum power spectral density shall not exceed 11 dBm in any 1.0 MHz band.

For Straddle Channel, according to KDB 789033 D02 General UNII Test Procedures New Rules v02r01, if the power and PSD of the devices are uniform and comply with the lower limits specified for the U-NII-2 bands, a single measurement over the entire emission bandwidth can be performed to show compliance.

If transmitting antennas of directional gain greater than 6 dBi are used, the peak output power shall be reduced by the amount in dB that the directional gain of the antenna exceeds 6 dBi.

3.3.2 Measuring Instruments

See list of measuring equipment of this test report.

3.3.3 Test Procedures

The testing follows FCC KDB 789033 D02 General UNII Test Procedures New Rules v02r01.

Section F) Maximum power spectral density.

 # Method SA-3 #

(power averaging (rms) detection with max hold):

- Set span to encompass the entire emission bandwidth (EBW) of the signal.
- Set RBW = 1 MHz.
- Set VBW ≥ 3 MHz.
- Number of points in sweep ≥ 2 Span / RBW.
- Sweep time ≤ (number of points in sweep) × T, when duty cycle is less than 98 percent where T is the minimum transmission duration over which the transmitter is on and is transmitting at its maximum power control level for the tested mode of operation.
  Detector = power averaging (rms).
- Trace mode = max hold.
- Allow max hold to run for at least 60 seconds, or longer as needed to allow the trace to stabilize.

1. The RF output of EUT was connected to the spectrum analyzer by a low loss cable.
2. Each plot has already offset with cable loss, and attenuator loss. Measure the PPSD and record it.

3.3.4 Test Setup

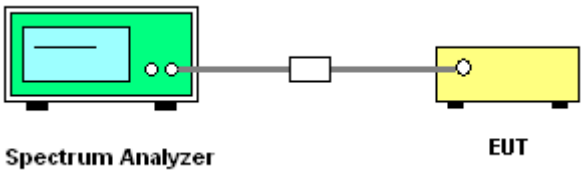

3.3.5 Test Result of Power Spectral Density

Please refer to Appendix A.

Worst Case Power Density (dBm/MHz)

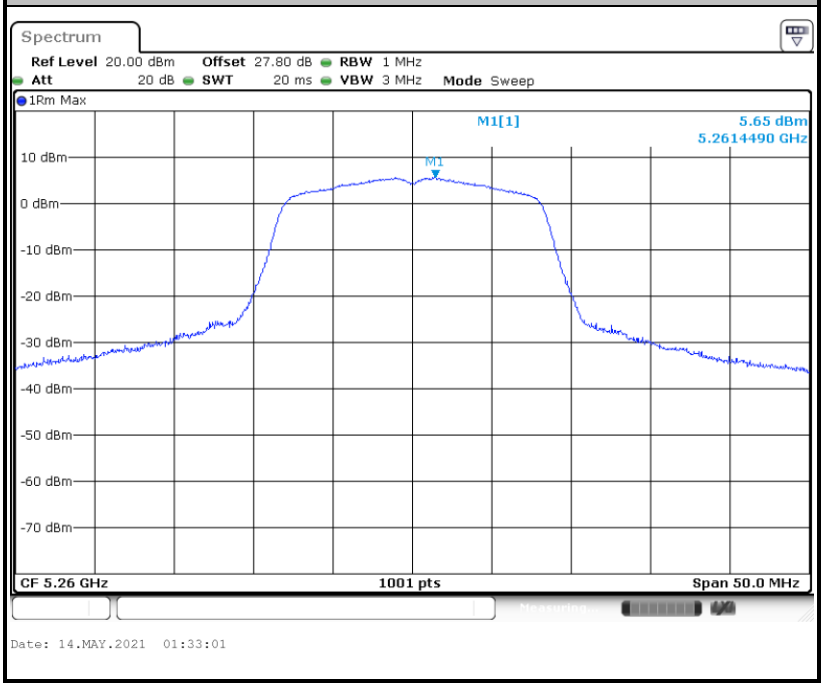

3.4 Unwanted Emissions Measurement

This section is to measure unwanted emissions through radiated measurement for band edge spurious emissions and out of band emissions measurement.

3.4.1 Limit of Unwanted Emissions

(1) For transmitters operating in the 5250-5350 MHz band: all emissions outside of the 5150-5350 MHz band shall not exceed an EIRP of -27 dBm/MHz. Devices operating in the 5250-5350 MHz band that generate emissions in the 5150-5250 MHz band must meet all applicable technical requirements for operation in the 5150-5250 MHz band (including indoor use) or alternatively meet an out-of-band emission EIRP limit of -27 dBm/MHz in the 5150-5250 MHz band.

For transmitters operating in the 5470-5600 MHz and 5650-5725MHz band: all emissions outside of the 5470-5600 MHz and 5650-5725MHz band shall not exceed an EIRP of -27 dBm/MHz.

(2) Unwanted spurious emissions fallen in restricted bands shall comply with the general field strength limits as below table:

Frequency (MHz)	Field Strength (microvolts/meter)	Measurement Distance (meters)
0.009 – 0.490	2400/F(kHz)	300
0.490 – 1.705	24000/F(kHz)	30
1.705 – 30.0	30	30
30 – 88	100	3
88 – 216	150	3
216 - 960	200	3
Above 960	500	3

Note: The following formula is used to convert the EIRP to field strength.

$$E=\frac{1000000\sqrt{30P}}{3}$$ μV/m, where P is the eirp (Watts)

EIRP (dBm)	Field Strength at 3m (dBμV/m)
- 27	68.3

(3) KDB789033 D02 v02r01 G)2)c)

(i) Sections 15.407(b)(1-3) specifies the unwanted emissions limit for the U-NII-1 and U-NII-2 bands. As specified, emissions above 1000 MHz that are outside of the restricted bands are subject to a peak emission limit of −27 dBm/MHz.

(ii) Section 15.407(b)(4) specifies the unwanted emissions limit for the U-NII-3 band. A band emissions mask is specified in Section 15.407(b)(4)(i). The emission limits are based on the use of a peak detector.

3.4.2 Measuring Instruments

See list of measuring equipment of this test report.

3.4.3 Test Procedures

1. The testing follows FCC KDB 789033 D02 General UNII Test Procedures New Rules v02r01. Section G) Unwanted emissions measurement.

(1) Procedure for Unwanted Emissions Measurements Below 1000 MHz

- RBW = 120 kHz
- VBW = 300 kHz
- Detector = Peak
- Trace mode = max hold

(2) Procedure for Peak Unwanted Emissions Measurements Above 1000 MHz

- RBW = 1 MHz
- VBW ≥ 3 MHz
- Detector = Peak
- Sweep time = auto
- Trace mode = max hold

(3) Procedures for Average Unwanted Emissions Measurements Above 1000 MHz

- RBW = 1 MHz
- VBW = 10 Hz, when duty cycle is no less than 98 percent.
- VBW ≥ 1/T, when duty cycle is less than 98 percent where T is the minimum transmission duration over which the transmitter is on and is transmitting at its maximum power control level for the tested mode of operation.

2. The EUT was placed on a turntable with 0.8 meter for frequency below 1 GHz and 1.5 meter for frequency above 1 GHz respectively above ground.
3. The EUT was set 3 meters from the interference receiving antenna which was mounted on the top of a variable height antenna tower.
4. The antenna is a broadband antenna and its height is adjusted between one meter and four meters above ground to find the maximum value of the field strength for both horizontal polarization and vertical polarization of the antenna.
5. For each suspected emission, the EUT was arranged to its worst case and then adjust the antenna tower (from 1 m to 4 m) and turntable (from 0 degree to 360 degrees) to find the maximum reading.
6. For testing below 1 GHz, if the emission level of the EUT in peak mode was 3 dB lower than the limit specified, then peak values of EUT will be reported, otherwise, the emissions will be repeated one by one using the CISPR quasi-peak method and reported.
7. For testing above 1 GHz, the emission level of the EUT in peak mode was 20 dB lower than average limit (that means the emission level in average mode also complies with the limit in average mode), then peak values of EUT will be reported, otherwise, the emissions will be measured in average mode again and reported.

3.4.4 Test Setup

For radiated emissions below 30MHz

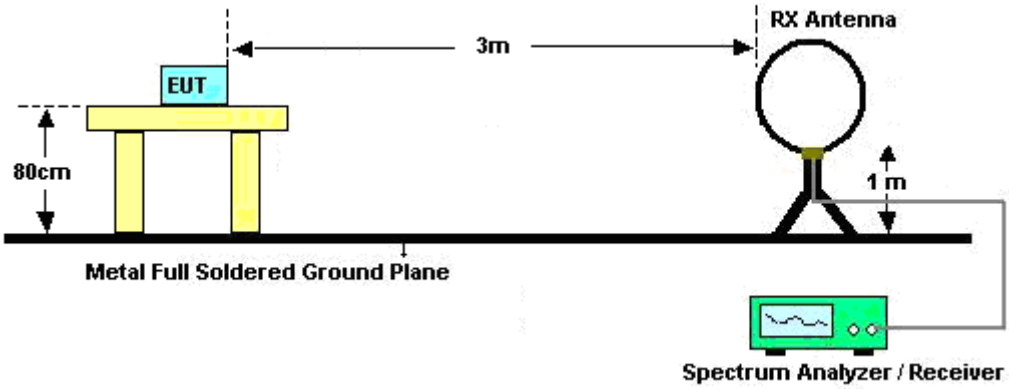

For radiated emissions from 30MHz to 1GHz

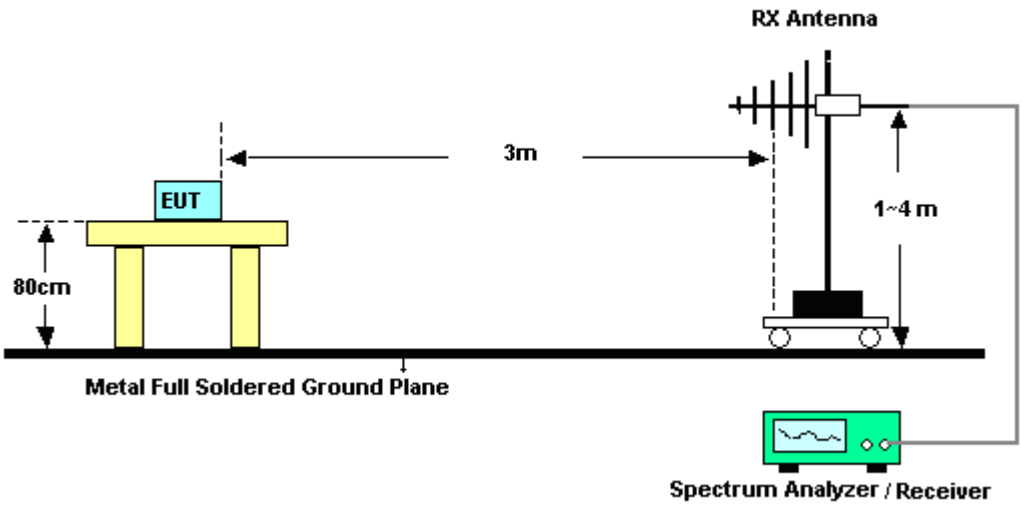

For radiated test from 1GHz to 18GHz

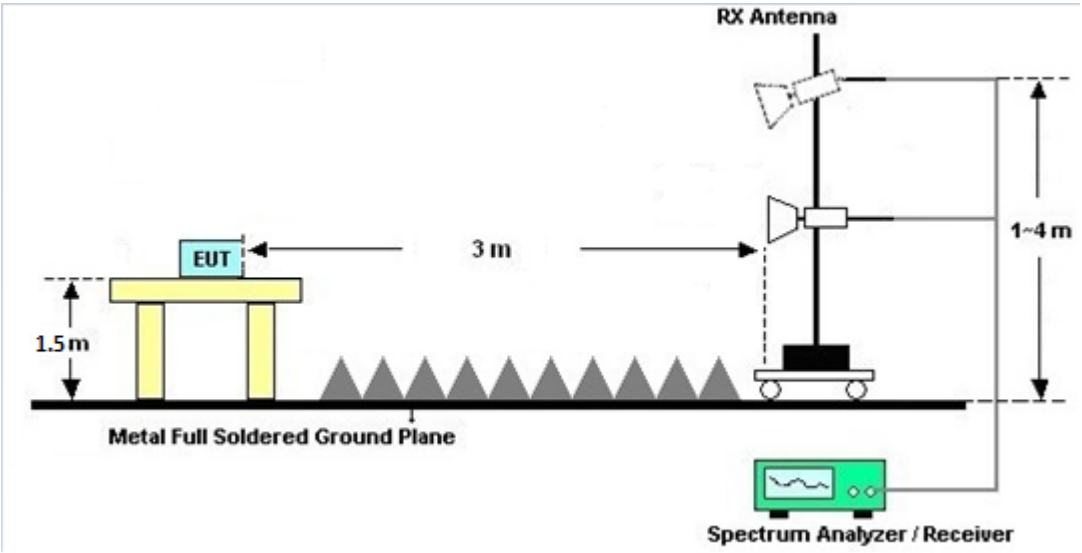

For radiated test above 18GHz

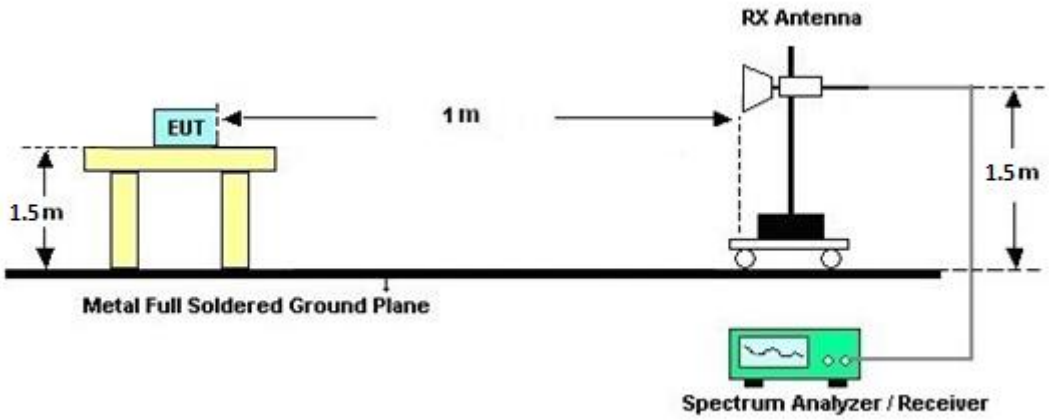

3.4.5 Test Results of Radiated Spurious Emissions (9 kHz ~ 30 MHz)

The low frequency, which started from 9 kHz to 30MHz, was pre-scanned and the result which was 20dB lower than the limit line was not reported.

There is a comparison data of both open-field test site and alternative test site - semi-Anechoic chamber according to 414788 D01 Radiated Test Site v01r01, and the result came out very similar.

3.4.6 Test Result of Radiated Spurious at Band Edges

Please refer to Appendix B and C.

3.4.7 Duty Cycle

Please refer to Appendix D.

3.4.8 Test Result of Radiated Spurious Emissions (30MHz ~ 10th Harmonic)

Please refer to Appendix B and C.

3.5 Automatically Discontinue Transmission

3.5.1 Limit of Automatically Discontinue Transmission

The device shall automatically discontinue transmission in case of either absence of information to transmit or operational failure. These provisions are not intended to preclude the transmission of control or signaling information or the use of repetitive codes used by certain digital technologies to complete frame or burst intervals. Applicants shall include in their application for equipment authorization to describe how this requirement is met.

3.5.2 Measuring Instruments

See list of measuring equipment of this test report.

3.5.3 Test Result of Automatically Discontinue Transmission

While the EUT is not transmitting any information, the EUT can automatically discontinue transmission and become standby mode for power saving. The EUT can detect the controlling signal of ACK message transmitting from remote device and verify whether it shall resend or discontinue transmission.

3.6 Antenna Requirements

3.6.1 Standard Applicable

If transmitting antenna directional gain is greater than 6 dBi, both the peak transmit power and the peak power spectral density shall be reduced by the amount in dB that the directional gain of the antenna exceeds 6 dBi.

3.6.2 Antenna Anti-Replacement Construction

An embedded-in antenna design is used.

3.6.3 Antenna Gain

The antenna peak gain of EUT is less than 6 dBi. Therefore, it is not necessary to reduce maximum peak output power limit.

4 List of Measuring Equipment

Instrument	Brand Name	Model No.	Serial No.	Characteristics	Calibration Date	Test Date	Due Date	Remark
Hygrometer	Testo	608-H1	34893241	N/A	Mar. 03, 2021	Apr. 23, 2021~ May 25, 2021	Mar. 02, 2022	Conducted (TH02-HY)
Power Sensor	DARE	RPR3006W	16I00054S NO10	10MHz~6GHz	Dec. 16, 2020	Apr. 23, 2021~ May 25, 2021	Dec. 15, 2021	Conducted (TH02-HY)
Signal Analyzer	Rohde & Schwarz	FSV40	101566	10Hz ~ 40GHz	Jul. 22, 2020	Apr. 23, 2021~ May 25, 2021	Jul. 21, 2021	Conducted (TH02-HY)
Switch Box & RF Cable	EM Electronics	EMSW18SE	SW200302	N/A	Mar. 17, 2021	Apr. 23, 2021~ May 25, 2021	Mar. 16, 2022	Conducted (TH02-HY)
Loop Antenna	Rohde & Schwarz	HFH2-Z2	100488	9 kHz~30 MHz	Jul. 14, 2020	Apr. 29, 2021~ May 07, 2021	Jul. 13, 2021	Radiation (03CH16-HY)
Bilog Antenna	TESEQ	CBL 6111D & 00802N1D01 N-06	47020 & 06	30MHz to 1GHz	Oct. 11, 2020	Apr. 29, 2021~ May 07, 2021	Oct. 10, 2021	Radiation (03CH16-HY)
Amplifier	SONOMA	310N	371607	9kHz~1G	Sep. 30. 2020	Apr. 29, 2021~ May 07, 2021	Sep. 29. 2021	Radiation (03CH16-HY)
Horn Antenna	SCHWARZBE CK	BBHA 9120 D	9120D-152 2	1G~18GHz	Sep. 29, 2020	Apr. 29, 2021~ May 07, 2021	Sep. 28, 2021	Radiation (03CH16-HY)
Amplifier	EMCI	EMC051845S E	980729	1-18GHz	Jul. 10, 2020	Apr. 29, 2021~ May 07, 2021	Jul. 09, 2021	Radiation (03CH16-HY)
SHF-EHF Horn Antenna	SCHWARZBE CK	BBHA 9170	BBHA9170 584	18GHz ~40GHz	Dec. 11, 2020	Apr. 29, 2021~ May 07, 2021	Dec. 10, 2021	Radiation (03CH16-HY)
Preamplifier	EMEC	EM18G40G	060715	18GHz~40GHz	Dec. 11, 2020	Apr. 29, 2021~ May 07, 2021	Dec. 10, 2021	Radiation (03CH16-HY)
Preamplifier	Keysight	83017A	MY532702 64	1GHz~26.5GHz	Dec. 10, 2020	Apr. 29, 2021~ May 07, 2021	Dec. 09, 2021	Radiation (03CH16-HY)
EMI Test Receiver	Keysight	N9038A	MY590530 12	3Hz~26.5GHz	Nov. 18, 2020	Apr. 29, 2021~ May 07, 2021	Nov. 17, 2021	Radiation (03CH16-HY)
RF Cable	HUBER + SUHNER	SUCOFLEX 104	MY11680/ 4PE	NA	Aug. 29, 2020	Apr. 29, 2021~ May 07, 2021	Aug. 28, 2021	Radiation (03CH16-HY)
RF Cable	HUBER + SUHNER	SUCOFLEX 104	MY11688/ 4PE	NA	Aug. 29, 2020	Apr. 29, 2021~ May 07, 2021	Aug. 28, 2021	Radiation (03CH16-HY)
RF Cable	HUBER + SUHNER	SUCOFLEX 102	EC-A5-300 -5757	NA	Aug. 29, 2020	Apr. 29, 2021~ May 07, 2021	Aug. 28, 2021	Radiation (03CH16-HY)
Software	Audix	E3 6.2009-8-24	RK-001136	N/A	N/A	Apr. 29, 2021~ May 07, 2021	N/A	Radiation (03CH16-HY)
Controller	ChainTek	3000-1	N/A	Control Turn table & Ant Mast	N/A	Apr. 29, 2021~ May 07, 2021	N/A	Radiation (03CH16-HY)
Antenna Mast	ChainTek	MBS-520-1	N/A	1m~4m	N/A	Apr. 29, 2021~ May 07, 2021	N/A	Radiation (03CH16-HY)
Turn Table	ChainTek	T-200-S-1	N/A	0~360 Degree	N/A	Apr. 29, 2021~ May 07, 2021	N/A	Radiation (03CH16-HY)

5 Uncertainty of Evaluation

Uncertainty of Radiated Emission Measurement (30 MHz ~ 1000 MHz)

Measuring Uncertainty for a Level of Confidence of 95% (U = 2Uc(y))	4.5

Uncertainty of Radiated Emission Measurement (1000 MHz ~ 18000 MHz)

Measuring Uncertainty for a Level of Confidence of 95% (U = 2Uc(y))	6.3

Uncertainty of Radiated Emission Measurement (18000 MHz ~ 40000 MHz)

Measuring Uncertainty for a Level of Confidence of 95% (U = 2Uc(y))	4.7

Appendix A. Test Result of Conducted Test Items

Test Engineer:	Junyu Jhou	Temperature:	21.2~23.7	°C
Test Date:	2021/4/23~2021/5/25	Relative Humidity:	51.2~56.7	%

Report Number : FR141651

TEST RESULTS DATA
26dB and 99% OBW

Band II single antenna															
Mod.	Data Rate	NTX	CH.	Freq. (MHz)	99% Bandwidth (MHz)		26 dB Bandwidth (MHz)		IC 99% Bandwidth Power Limit (dBm)		IC 99% Bandwidth EIRP Limit (dBm)		FCC 26dB Bandwidth Power Limit (dBm)		Note
					Ant 1	Ant 2	Ant 1	Ant 2	Ant 1	Ant 2	Ant 1	Ant 2	Ant 1	Ant 2	
11a	6Mbps	1	52	5260	16.78	16.83	23.80	23.60	23.25	23.26	29.25	29.26	23.98	23.98	
11a	6Mbps	1	60	5300	16.78	16.83	21.35	21.25	23.25	23.26	29.25	29.26	23.98	23.98	
11a	6Mbps	1	64	5320	16.73	16.88	21.40	22.05	23.24	23.27	29.24	29.27	23.98	23.98	
HT20	MCS0	1	52	5260	17.68	17.68	26.70	26.90	23.48	23.48	29.48	29.48	23.98	23.98	
HT20	MCS0	1	60	5300	17.68	17.68	27.20	27.60	23.48	23.48	29.48	29.48	23.98	23.98	
HT20	MCS0	1	64	5320	17.63	17.68	26.70	27.40	23.46	23.48	29.46	29.48	23.98	23.98	
HT40	MCS0	1	54	5270	36.46	36.46	59.85	41.67	23.98	23.98	30.00	30.00	23.98	23.98	
HT40	MCS0	1	62	5310	36.46	36.36	41.76	41.49	23.98	23.98	30.00	30.00	23.98	23.98	
VHT80	MCS0	1	58	5290	76.36	76.36	120.64	103.68	23.98	23.98	30.00	30.00	23.98	23.98	

Report Number : FR141651

TEST RESULTS DATA
Average Power Table

FCC Band II single antenna													
Mod.	Data Rate	NTX	CH.	Freq. (MHz)	Average Conducted Power (dBm)			FCC Conducted Power Limit (dBm)		DG (dBi)		EIRP Power Limit (dBm)	Pass/Fail
					Ant 1	Ant 2	SUM	Ant 1	Ant 2	Ant 1	Ant 2		
11a	6Mbps	1	52	5260	12.80	14.90		23.98	23.98	2.80	1.50	26.99	Pass
11a	6Mbps	1	60	5300	12.70	14.60		23.98	23.98	2.80	1.50	26.99	Pass
11a	6Mbps	1	64	5320	12.40	14.60		23.98	23.98	2.80	1.50	26.99	Pass
HT20	MCS0	1	52	5260	13.20	13.70		23.98	23.98	2.80	1.50	26.99	Pass
HT20	MCS0	1	60	5300	13.20	13.80		23.98	23.98	2.80	1.50	26.99	Pass
HT20	MCS0	1	64	5320	13.30	13.80		23.98	23.98	2.80	1.50	26.99	Pass
HT40	MCS0	1	54	5270	13.70	13.80		23.98	23.98	2.80	1.50	26.99	Pass
HT40	MCS0	1	62	5310	12.30	11.80		23.98	23.98	2.80	1.50	26.99	Pass
VHT20	MCS0	1	52	5260	13.10	13.60		23.98	23.98	2.80	1.50	26.99	Pass
VHT20	MCS0	1	60	5300	13.10	13.70		23.98	23.98	2.80	1.50	26.99	Pass
VHT20	MCS0	1	64	5320	13.20	13.70		23.98	23.98	2.80	1.50	26.99	Pass
VHT40	MCS0	1	54	5270	12.60	12.70		23.98	23.98	2.80	1.50	26.99	Pass
VHT40	MCS0	1	62	5310	12.20	11.70		23.98	23.98	2.80	1.50	26.99	Pass
VHT80	MCS0	1	58	5290	8.20	8.50		23.98	23.98	2.80	1.50	26.99	Pass

Report Number : FR141651

TEST RESULTS DATA
Power Spectral Density

Band II single antenna													
Mod.	Data Rate	NTX	CH.	Freq. (MHz)	Average Power Density (dBm/MHz)			Average PSD Limit (dBm/MHz)		DG (dBi)			Pass /Fail
					Ant 1	Ant 2	SUM	Ant 1	Ant 2	Ant 1	Ant 2		
11a	6Mbps	1	52	5260	3.50	5.65		11.00	11.00	2.80	1.50		Pass
11a	6Mbps	1	60	5300	3.46	5.40		11.00	11.00	2.80	1.50		Pass
11a	6Mbps	1	64	5320	3.20	5.35		11.00	11.00	2.80	1.50		Pass
HT20	MCS0	1	52	5260	4.01	4.64		11.00	11.00	2.80	1.50		Pass
HT20	MCS0	1	60	5300	3.93	4.70		11.00	11.00	2.80	1.50		Pass
HT20	MCS0	1	64	5320	4.05	4.69		11.00	11.00	2.80	1.50		Pass
HT40	MCS0	1	54	5270	1.84	1.58		11.00	11.00	2.80	1.50		Pass
HT40	MCS0	1	62	5310	0.24	-0.55		11.00	11.00	2.80	1.50		Pass
VHT80	MCS0	1	58	5290	-7.75	-7.01		11.00	11.00	2.80	1.50		Pass

Report Number : FR141651

TEST RESULTS DATA
26dB and 99% OBW

Band III single antenna																
Mod.	Data Rate	NTX	CH.	Freq. (MHz)	99% Bandwidth In U-NII 2C (MHz)		26 dB Bandwidth In U-NII 2C (MHz)		IC 99% Bandwidth Power Limit (dBm)		IC 99% Bandwidth EIRP Limit (dBm)		FCC 26dB Bandwidth Power Limit (dBm)		6 dB Bandwidth for Straddle Channel (MHz)	
					Ant 1	Ant 2	Ant 1	Ant 2	Ant 1	Ant 2	Ant 1	Ant 2	Ant 1	Ant 2	Ant 1	Ant 2
11a	6Mbps	1	100	5500	16.83	16.88	21.45	21.10	23.26	23.27	29.26	29.27	23.98	23.98	----	----
11a	6Mbps	1	116	5580	16.83	16.88	21.35	21.30	23.26	23.27	29.26	29.27	23.98	23.98	----	----
11a	6Mbps	1	140	5700	16.83	16.83	23.05	21.25	23.26	23.26	29.26	29.26	23.98	23.98	----	----
HT20	MCS0	1	100	5500	17.63	17.68	25.20	26.95	23.46	23.48	29.46	29.48	23.98	23.98	----	----
HT20	MCS0	1	116	5580	17.58	17.68	25.85	27.15	23.45	23.48	29.45	29.48	23.98	23.98	----	----
HT20	MCS0	1	140	5700	17.68	17.68	27.50	27.05	23.48	23.48	29.48	29.48	23.98	23.98	----	----
HT40	MCS0	1	102	5510	36.36	36.26	41.76	41.49	23.98	23.98	30.00	30.00	23.98	23.98	----	----
HT40	MCS0	1	110	5550	36.36	36.26	52.83	41.76	23.98	23.98	30.00	30.00	23.98	23.98	----	----
HT40	MCS0	1	134	5670	36.46	36.46	52.11	50.40	23.98	23.98	30.00	30.00	23.98	23.98	----	----
VHT80	MCS0	1	106	5530	76.48	76.36	134.40	101.12	23.98	23.98	30.00	30.00	23.98	23.98	----	----
VHT80	MCS0	1	122	5610	76.36	76.24	97.12	81.92	23.98	23.98	30.00	30.00	23.98	23.98	----	----

Band III straddle channel single antenna																
Mod.	Data Rate	NTX	CH.	Freq. (MHz)	99% Bandwidth In U-NII 2C (MHz)		26 dB Bandwidth In U-NII 2C (MHz)		IC 99% Bandwidth Power Limit (dBm)		IC 99% Bandwidth EIRP Limit (dBm)		FCC 26dB Bandwidth Power Limit (dBm)		6 dB Bandwidth for Straddle Channel (MHz)	
					Ant 1	Ant 2	Ant 1	Ant 2	Ant 1	Ant 2	Ant 1	Ant 2	Ant 1	Ant 2	Ant 1	Ant 2
11a	6Mbps	1	144	5720	13.49	13.49	17.60	15.80	22.30	22.30	28.30	28.30	23.46	22.99	2.6	2.55
HT20	MCS0	1	144	5720	13.84	13.84	18.35	19.45	22.41	22.41	28.41	28.41	23.64	23.89	2.55	2.55
HT40	MCS0	1	142	5710	33.38	33.18	47.31	47.04	23.98	23.98	30.00	30.00	23.98	23.98	2.55	2.55
VHT80	MCS0	1	138	5690	73.36	73.12	76.60	75.80	23.98	23.98	30.00	30.00	23.98	23.98	2.6	2.6

Report Number : FR141651

TEST RESULTS DATA
Average Power Table

FCC Band III single antenna													
Mod.	Data Rate	NTX	CH.	Freq. (MHz)	Average Conducted Power (dBm)			FCC Conducted Power Limit (dBm)		DG (dBi)		EIRP Power Limit (dBm)	Pass/Fail
					Ant 1	Ant 2	SUM	Ant 1	Ant 2	Ant 1	Ant 2		
11a	6Mbps	1	100	5500	14.20	12.60		23.98	23.98	2.80	1.00	26.99	Pass
11a	6Mbps	1	116	5580	14.30	12.90		23.98	23.98	2.80	1.00	26.99	Pass
11a	6Mbps	1	140	5700	14.00	12.70		23.98	23.98	2.80	1.00	26.99	Pass
HT20	MCS0	1	100	5500	13.70	12.80		23.98	23.98	2.80	1.00	26.99	Pass
HT20	MCS0	1	116	5580	13.80	13.00		23.98	23.98	2.80	1.00	26.99	Pass
HT20	MCS0	1	140	5700	13.60	12.90		23.98	23.98	2.80	1.00	26.99	Pass
HT40	MCS0	1	102	5510	13.50	12.90		23.98	23.98	2.80	1.00	26.99	Pass
HT40	MCS0	1	110	5550	13.60	12.80		23.98	23.98	2.80	1.00	26.99	Pass
HT40	MCS0	1	134	5670	13.90	12.80		23.98	23.98	2.80	1.00	26.99	Pass
VHT20	MCS0	1	100	5500	13.60	12.70		23.98	23.98	2.80	1.00	26.99	Pass
VHT20	MCS0	1	116	5580	13.70	12.90		23.98	23.98	2.80	1.00	26.99	Pass
VHT20	MCS0	1	140	5700	13.50	12.80		23.98	23.98	2.80	1.00	26.99	Pass
VHT40	MCS0	1	102	5510	12.60	12.80		23.98	23.98	2.80	1.00	26.99	Pass
VHT40	MCS0	1	110	5550	12.90	12.70		23.98	23.98	2.80	1.00	26.99	Pass
VHT40	MCS0	1	134	5670	12.90	12.70		23.98	23.98	2.80	1.00	26.99	Pass
VHT80	MCS0	1	106	5530	7.10	8.70		23.98	23.98	2.80	1.00	26.99	Pass
VHT80	MCS0	1	122	5610	12.70	12.70		23.98	23.98	2.80	1.00	26.99	Pass

FCC Band III straddle channel single antenna													
Mod.	Data Rate	NTX	CH.	Freq. (MHz)	Average Conducted Power (dBm)			FCC Conducted Power Limit (dBm)		DG (dBi)		EIRP Power Limit (dBm)	Pass/Fail
					Ant 1	Ant 2	SUM	Ant 1	Ant 2	Ant 1	Ant 2		
11a	6Mbps	1	144	5720	14.10	13.00		23.46	22.99	2.80	1.00	26.99	Pass
HT20	MCS0	1	144	5720	13.70	12.80		23.64	23.89	2.80	1.00	26.99	Pass
HT40	MCS0	1	142	5710	13.90	12.90		23.98	23.98	2.80	1.00	26.99	Pass
VHT20	MCS0	1	144	5720	13.60	12.70		23.98	23.98	2.80	1.00	26.99	Pass
VHT40	MCS0	1	142	5710	12.80	12.80		23.98	23.98	2.80	1.00	26.99	Pass
VHT80	MCS0	1	138	5690	12.90	12.70		23.98	23.98	2.80	1.00	26.99	Pass

Report Number : FR141651

TEST RESULTS DATA
Power Spectral Density

Band III single antenna													
Mod.	Data Rate	NTX	CH.	Freq. (MHz)	Average Power Density (dBm/MHz)			Average PSD Limit (dBm/MHz)		DG (dBi)			Pass /Fail
					Ant 1	Ant 2	SUM	Ant 1	Ant 2	Ant 1	Ant 2		
11a	6Mbps	1	100	5500	5.19	3.46		11.00	11.00	2.80	1.00		Pass
11a	6Mbps	1	116	5580	5.35	3.79		11.00	11.00	2.80	1.00		Pass
11a	6Mbps	1	140	5700	4.41	3.33		11.00	11.00	2.80	1.00		Pass
HT20	MCS0	1	100	5500	4.70	3.97		11.00	11.00	2.80	1.00		Pass
HT20	MCS0	1	116	5580	4.76	4.04		11.00	11.00	2.80	1.00		Pass
HT20	MCS0	1	140	5700	4.22	3.79		11.00	11.00	2.80	1.00		Pass
HT40	MCS0	1	102	5510	1.41	0.41		11.00	11.00	2.80	1.00		Pass
HT40	MCS0	1	110	5550	1.42	0.71		11.00	11.00	2.80	1.00		Pass
HT40	MCS0	1	134	5670	1.80	0.39		11.00	11.00	2.80	1.00		Pass
VHT80	MCS0	1	106	5530	-8.83	-7.18		11.00	11.00	2.80	1.00		Pass
VHT80	MCS0	1	122	5610	-3.31	-2.96		11.00	11.00	2.80	1.00		Pass

Band III straddle channel single antenna													
Mod.	Data Rate	NTX	CH.	Freq. (MHz)	Average Power Density (dBm/MHz)			Average PSD Limit (dBm/MHz)		DG (dBi)			Pass /Fail
					Ant 1	Ant 2	SUM	Ant 1	Ant 2	Ant 1	Ant 2		
11a	6Mbps	1	144	5720	4.86	3.72		11.00	11.00	2.80	1.00		Pass
HT20	MCS0	1	144	5720	4.27	3.60		11.00	11.00	2.80	1.00		Pass
HT40	MCS0	1	142	5710	1.48	0.54		11.00	11.00	2.80	1.00		Pass
VHT80	MCS0	1	138	5690	-3.33	-3.03		11.00	11.00	2.80	1.00		Pass

Appendix B. Radiated Spurious Emission

Test Engineer :	Karl Hou, Caster Liao and Andy Yang	Temperature :	20~25°C
		Relative Humidity :	50~60%

Band 2 - 5250~5350MHz

WIFI 802.11a (Band Edge @ 3m)

WIFI Ant. 1	Note	Frequency (MHz)	Level (dBμV/m)	Over Limit (dB)	Limit Line (dBμV/m)	Read Level (dBμV)	Antenna Factor (dB/m)	Path Loss (dB)	Preamp Factor (dB)	Ant Pos (cm)	Table Pos (deg)	Peak Avg. (P/A)	Pol. (H/V)
802.11a CH 52 5260MHz		5110.84	53.2	-20.8	74	38.07	31.8	13	29.67	253	197	P	H
		5149.6	42.95	-11.05	54	27.77	31.8	13.05	29.67	253	197	A	H
	*	5260	105.77	-	-	90.96	31.28	13.22	29.69	253	197	P	H
	*	5260	98.16	-	-	83.35	31.28	13.22	29.69	253	197	A	H
		5410.56	53.1	-20.9	74	37.98	31.36	13.48	29.72	253	197	P	H
		5394.72	41.98	-12.02	54	26.95	31.28	13.46	29.71	253	197	A	H
		5097.92	55.9	-18.1	74	40.8	31.79	12.98	29.67	245	165	P	V
		5147.9	45.24	-8.76	54	30.07	31.8	13.04	29.67	245	165	A	V
	*	5260	111.93	-	-	97.12	31.28	13.22	29.69	245	165	P	V
	*	5260	104.17	-	-	89.36	31.28	13.22	29.69	245	165	A	V
		5368.56	54.6	-19.4	74	39.73	31.17	13.41	29.71	245	165	P	V
		5350.32	43.85	-10.15	54	29.08	31.1	13.38	29.71	245	165	A	V
802.11a CH 60 5300MHz		5126.48	53.62	-20.38	74	38.47	31.8	13.02	29.67	253	198	P	H
		5129.2	42.47	-11.53	54	27.32	31.8	13.02	29.67	253	198	A	H
	*	5300	105.8	-	-	91.01	31.2	13.29	29.7	253	198	P	H
	*	5300	98.04	-	-	83.25	31.2	13.29	29.7	253	198	A	H
		5448.72	54.04	-19.96	74	38.66	31.59	13.51	29.72	253	198	P	H
		5397.6	42.07	-11.93	54	27.02	31.29	13.47	29.71	253	198	A	H
		5092.14	54.17	-19.83	74	39.08	31.77	12.98	29.66	240	164	P	V
		5148.58	44.1	-9.9	54	28.92	31.8	13.05	29.67	240	164	A	V
	*	5300	111.49	-	-	96.7	31.2	13.29	29.7	240	164	P	V
	*	5300	104.07	-	-	89.28	31.2	13.29	29.7	240	164	A	V
		5359.44	55.01	-18.99	74	40.18	31.14	13.4	29.71	240	164	P	V
		5350.32	44.51	-9.49	54	29.74	31.1	13.38	29.71	240	164	A	V

802.11a CH 64 5320MHz	*	5320	104.05	-	-	89.26	31.16	13.33	29.7	235	197	P	H
	*	5320	96.9	-	-	82.11	31.16	13.33	29.7	235	197	A	H
		5432.32	54.01	-19.99	74	38.74	31.49	13.5	29.72	235	197	P	H
		5350.24	42.67	-11.33	54	27.9	31.1	13.38	29.71	235	197	A	H
	*	5320	110.06	-	-	95.27	31.16	13.33	29.7	240	161	P	V
	*	5320	102.21	-	-	87.42	31.16	13.33	29.7	240	161	A	V
		5374.4	55.73	-18.27	74	40.82	31.2	13.42	29.71	240	161	P	V
		5350.08	45.82	-8.18	54	31.05	31.1	13.38	29.71	240	161	A	V
Remark	1. No other spurious found. 2. All results are PASS against Peak and Average limit line.												

Band 2 5250~5350MHz

WIFI 802.11a (Harmonic @ 3m)

WIFI Ant. 1	Note	Frequency (MHz)	Level (dBμV/m)	Over Limit (dB)	Limit Line (dBμV/m)	Read Level (dBμV)	Antenna Factor (dB/m)	Path Loss (dB)	Preamp Factor (dB)	Ant Pos (cm)	Table Pos (deg)	Peak Avg. (P/A)	Pol. (H/V)
802.11a CH 52 5260MHz		10520	48.87	-19.33	68.2	45.76	39.8	19.49	56.18	100	0	P	H
		15780	59.39	-14.61	74	54.13	37.32	23.4	55.46	211	31	P	H
		15780	48.68	-5.32	54	43.42	37.32	23.4	55.46	211	31	A	H
		17978	59.48	-14.52	74	42.49	48.84	25.44	57.29	100	0	P	H
		17978	47.55	-6.45	54	30.56	48.84	25.44	57.29	100	0	A	H
		10520	48.69	-19.51	68.2	45.58	39.8	19.49	56.18	100	0	P	V
		15780	56.75	-17.25	74	51.49	37.32	23.4	55.46	250	29	P	V
		15780	44.73	-9.27	54	39.47	37.32	23.4	55.46	250	29	A	V
		17967	59.32	-14.68	74	42.56	48.61	25.44	57.29	100	0	P	V
		17967	47.49	-6.51	54	30.73	48.61	25.44	57.29	100	0	A	V
802.11a CH 60 5300MHz		10600	55.44	-18.56	74	52.23	39.8	19.53	56.12	195	14	P	H
		10600	43.97	-10.03	54	40.76	39.8	19.53	56.12	195	14	A	H
		15900	58.58	-15.42	74	53.07	37.5	23.49	55.48	221	38	P	H
		15900	46.47	-7.53	54	40.96	37.5	23.49	55.48	221	38	A	H
		17967	58.54	-15.46	74	41.78	48.61	25.44	57.29	100	0	P	H
		17967	47.57	-6.43	54	30.81	48.61	25.44	57.29	100	0	A	H
		10600	49.85	-24.15	74	46.64	39.8	19.53	56.12	100	0	P	V
		15900	49.76	-24.24	74	44.25	37.5	23.49	55.48	100	0	P	V
		17978	60.11	-13.89	74	43.12	48.84	25.44	57.29	100	0	P	V
		17978	47.5	-6.5	54	30.51	48.84	25.44	57.29	100	0	A	V

802.11a CH 64 5320MHz		10640	54.66	-19.34	74	51.4	39.8	19.55	56.09	196	13	P	H
		10640	43.77	-10.23	54	40.51	39.8	19.55	56.09	196	13	A	H
		15960	54.7	-19.3	74	49.34	37.32	23.53	55.49	219	38	P	H
		15960	44.32	-9.68	54	38.96	37.32	23.53	55.49	219	38	A	H
		17956	59.56	-14.44	74	43.02	48.38	25.44	57.28	100	0	P	H
		17956	47.49	-6.51	54	30.95	48.38	25.44	57.28	100	0	A	H
		10640	49.08	-24.92	74	45.82	39.8	19.55	56.09	100	0	P	V
		15960	48.39	-25.61	74	43.03	37.32	23.53	55.49	100	0	P	V
		17967	59.09	-14.91	74	42.33	48.61	25.44	57.29	100	0	P	V
		17967	47.56	-6.44	54	30.8	48.61	25.44	57.29	100	0	A	V
Remark	1. No other spurious found. 2. All results are PASS against Peak and Average limit line.												

Band 2 5250~5350MHz

WIFI 802.11n HT20 (Band Edge @ 3m)

WIFI Ant. 1	Note	Frequency (MHz)	Level (dBμV/m)	Over Limit (dB)	Limit Line (dBμV/m)	Read Level (dBμV)	Antenna Factor (dB/m)	Path Loss (dB)	Preamp Factor (dB)	Ant Pos (cm)	Table Pos (deg)	Peak Avg. (P/A)	Pol. (H/V)
802.11n HT20 CH 52 5260MHz		5138.72	54.41	-19.59	74	39.25	31.8	13.03	29.67	239	197	P	H
		5134.98	44.12	-9.88	54	28.96	31.8	13.03	29.67	239	197	A	H
	*	5260	104.64	-	-	89.83	31.28	13.22	29.69	239	197	P	H
	*	5260	97.61	-	-	82.8	31.28	13.22	29.69	239	197	A	H
		5458.56	54.18	-19.82	74	38.76	31.62	13.52	29.72	239	197	P	H
		5419.68	43.22	-10.78	54	28.03	31.42	13.49	29.72	239	197	A	H
		5145.86	55.37	-18.63	74	40.2	31.8	13.04	29.67	244	163	P	V
		5146.54	46.09	-7.91	54	30.92	31.8	13.04	29.67	244	163	A	V
	*	5260	111.14	-	-	96.33	31.28	13.22	29.69	244	163	P	V
	*	5260	103.85	-	-	89.04	31.28	13.22	29.69	244	163	A	V
		5385.6	54.88	-19.12	74	39.91	31.24	13.44	29.71	244	163	P	V
		5355.84	45.12	-8.88	54	30.32	31.12	13.39	29.71	244	163	A	V
802.11n HT20 CH 60 5300MHz		5146.2	53.79	-20.21	74	38.62	31.8	13.04	29.67	254	200	P	H
		5126.48	43.77	-10.23	54	28.62	31.8	13.02	29.67	254	200	A	H
	*	5300	104.19	-	-	89.4	31.2	13.29	29.7	254	200	P	H
	*	5300	96.57	-	-	81.78	31.2	13.29	29.7	254	200	A	H
		5451.84	54.51	-19.49	74	39.12	31.6	13.51	29.72	254	200	P	H
		5362.08	43.43	-10.57	54	28.59	31.15	13.4	29.71	254	200	A	H
		5126.14	54.52	-19.48	74	39.37	31.8	13.02	29.67	241	164	P	V
		5149.94	45.58	-8.42	54	30.4	31.8	13.05	29.67	241	164	A	V
	*	5300	110.9	-	-	96.11	31.2	13.29	29.7	241	164	P	V
	*	5300	103.56	-	-	88.77	31.2	13.29	29.7	241	164	A	V
		5392.56	56.11	-17.89	74	41.09	31.27	13.46	29.71	241	164	P	V
		5351.04	45.45	-8.55	54	30.68	31.1	13.38	29.71	241	164	A	V

802.11n HT20 CH 64 5320MHz	*	5320	104.03	-	-	89.24	31.16	13.33	29.7	233	196	P	H
	*	5320	96.69	-	-	81.9	31.16	13.33	29.7	233	196	A	H
		5393.12	53.7	-20.3	74	38.68	31.27	13.46	29.71	233	196	P	H
		5350.08	43.93	-10.07	54	29.16	31.1	13.38	29.71	233	196	A	H
	*	5320	110.13	-	-	95.34	31.16	13.33	29.7	229	165	P	V
	*	5320	102.93	-	-	88.14	31.16	13.33	29.7	229	165	A	V
		5350.08	56.28	-17.72	74	41.51	31.1	13.38	29.71	229	165	P	V
		5350.56	47.3	-6.7	54	32.53	31.1	13.38	29.71	229	165	A	V
Remark	1. No other spurious found. 2. All results are PASS against Peak and Average limit line.												

Band 2 5250~5350MHz

WIFI 802.11n HT20 (Harmonic @ 3m)

WIFI Ant. 1	Note	Frequency (MHz)	Level (dBμV/m)	Over Limit (dB)	Limit Line (dBμV/m)	Read Level (dBμV)	Antenna Factor (dB/m)	Path Loss (dB)	Preamp Factor (dB)	Ant Pos (cm)	Table Pos (deg)	Peak Avg. (P/A)	Pol. (H/V)
802.11n HT20 CH 52 5260MHz		10520	50.14	-18.06	68.2	47.03	39.8	19.49	56.18	100	0	P	H
		15780	60.01	-13.99	74	54.75	37.32	23.4	55.46	246	25	P	H
		15780	48.47	-5.53	54	43.21	37.32	23.4	55.46	246	25	A	H
		17978	59.08	-14.92	74	42.09	48.84	25.44	57.29	100	0	P	H
		17978	47.66	-6.34	54	30.67	48.84	25.44	57.29	100	0	A	H
		10520	49.47	-18.73	68.2	46.36	39.8	19.49	56.18	100	0	P	V
		15780	57.6	-16.4	74	52.34	37.32	23.4	55.46	248	28	P	V
		15780	45.25	-8.75	54	39.99	37.32	23.4	55.46	248	28	A	V
		17978	58.97	-15.03	74	41.98	48.84	25.44	57.29	100	0	P	V
		17978	47.74	-6.26	54	30.75	48.84	25.44	57.29	100	0	A	V
802.11n HT20 CH 60 5300MHz		10600	53.65	-20.35	74	50.44	39.8	19.53	56.12	196	46	P	H
		10600	42.81	-11.19	54	39.6	39.8	19.53	56.12	196	46	A	H
		15900	57	-17	74	51.49	37.5	23.49	55.48	251	55	P	H
		15900	45.22	-8.78	54	39.71	37.5	23.49	55.48	251	55	A	H
		17978	59.55	-14.45	74	42.56	48.84	25.44	57.29	100	0	P	H
		17978	47.48	-6.52	54	30.49	48.84	25.44	57.29	100	0	A	H
		10600	49.41	-24.59	74	46.2	39.8	19.53	56.12	100	0	P	V
		15900	49.56	-24.44	74	44.05	37.5	23.49	55.48	100	0	P	V
		17989	59.63	-14.37	74	42.41	49.07	25.45	57.3	100	0	P	V
		17989	47.7	-6.3	54	30.48	49.07	25.45	57.3	100	0	A	V

802.11n HT20 CH 64 5320MHz		10640	55.81	-18.19	74	52.55	39.8	19.55	56.09	190	13	P	H
		10640	44.05	-9.95	54	40.79	39.8	19.55	56.09	190	13	A	H
		15960	54.42	-19.58	74	49.06	37.32	23.53	55.49	210	29	P	H
		15960	43.72	-10.28	54	38.36	37.32	23.53	55.49	210	29	A	H
		17978	58.97	-15.03	74	41.98	48.84	25.44	57.29	100	0	P	H
		17978	47.71	-6.29	54	30.72	48.84	25.44	57.29	100	0	A	H
		10640	49.85	-24.15	74	46.59	39.8	19.55	56.09	100	0	P	V
		15960	49.07	-24.93	74	43.71	37.32	23.53	55.49	100	0	P	V
		17978	59.2	-14.8	74	42.21	48.84	25.44	57.29	100	0	P	V
		17978	47.66	-6.34	54	30.67	48.84	25.44	57.29	100	0	A	V
Remark	1. No other spurious found. 2. All results are PASS against Peak and Average limit line.												

Band 2 5250~5350MHz

WIFI 802.11n HT40 (Band Edge @ 3m)

WIFI Ant. 1	Note	Frequency (MHz)	Level (dBμV/m)	Over Limit (dB)	Limit Line (dBμV/m)	Read Level (dBμV)	Antenna Factor (dB/m)	Path Loss (dB)	Preamp Factor (dB)	Ant Pos (cm)	Table Pos (deg)	Peak Avg. (P/A)	Pol. (H/V)
802.11n HT40 CH 54 5270MHz		5100.98	53.32	-20.68	74	38.2	31.8	12.99	29.67	241	197	P	H
		5140.08	44.82	-9.18	54	29.65	31.8	13.04	29.67	241	197	A	H
	*	5270	101.83	-	-	87.02	31.26	13.24	29.69	241	197	P	H
	*	5270	94.91	-	-	80.1	31.26	13.24	29.69	241	197	A	H
		5407.92	53.12	-20.88	74	38.01	31.35	13.48	29.72	241	197	P	H
		5385.84	44.41	-9.59	54	29.44	31.24	13.44	29.71	241	197	A	H
		5096.9	54.41	-19.59	74	39.31	31.79	12.98	29.67	234	164	P	V
		5144.16	46.71	-7.29	54	31.54	31.8	13.04	29.67	234	164	A	V
	*	5270	108.27	-	-	93.46	31.26	13.24	29.69	234	164	P	V
	*	5270	100.94	-	-	86.13	31.26	13.24	29.69	234	164	A	V
		5379.6	55.1	-18.9	74	40.16	31.22	13.43	29.71	234	164	P	V
		5352.24	46.28	-7.72	54	31.5	31.11	13.38	29.71	234	164	A	V
802.11n HT40 CH 62 5310MHz		5141.78	53.2	-20.8	74	38.03	31.8	13.04	29.67	234	196	P	H
		5137.7	44.41	-9.59	54	29.25	31.8	13.03	29.67	234	196	A	H
	*	5310	100.64	-	-	85.85	31.18	13.31	29.7	234	196	P	H
	*	5310	93.19	-	-	78.4	31.18	13.31	29.7	234	196	A	H
		5350.08	55.3	-18.7	74	40.53	31.1	13.38	29.71	234	196	P	H
		5350.32	47.52	-6.48	54	32.75	31.1	13.38	29.71	234	196	A	H
		5137.36	55.25	-18.75	74	40.09	31.8	13.03	29.67	257	165	P	V
		5149.6	45.59	-8.41	54	30.41	31.8	13.05	29.67	257	165	A	V
	*	5310	105.99	-	-	91.2	31.18	13.31	29.7	257	165	P	V
	*	5310	99.43	-	-	84.64	31.18	13.31	29.7	257	165	A	V
		5351.28	59.75	-14.25	74	44.97	31.11	13.38	29.71	257	165	P	V
		5350.32	52.6	-1.4	54	37.83	31.1	13.38	29.71	257	165	A	V
Remark	1. No other spurious found. 2. All results are PASS against Peak and Average limit line.												

Band 2 5250~5350MHz

WIFI 802.11n HT40 (Harmonic @ 3m)

WIFI Ant. 1	Note	Frequency (MHz)	Level (dBμV/m)	Over Limit (dB)	Limit Line (dBμV/m)	Read Level (dBμV)	Antenna Factor (dB/m)	Path Loss (dB)	Preamp Factor (dB)	Ant Pos (cm)	Table Pos (deg)	Peak Avg. (P/A)	Pol. (H/V)
802.11n HT40 CH 54 5270MHz		10540	49.65	-18.55	68.2	46.52	39.8	19.5	56.17	100	0	P	H
		15810	49.66	-24.34	74	44.38	37.32	23.42	55.46	100	0	P	H
		17967	59.18	-14.82	74	42.42	48.61	25.44	57.29	100	0	P	H
		17967	47.53	-6.47	54	30.77	48.61	25.44	57.29	100	0	A	H
		10540	48.76	-19.44	68.2	45.63	39.8	19.5	56.17	100	0	P	V
		15810	47.68	-26.32	74	42.4	37.32	23.42	55.46	100	0	P	V
		17967	59.95	-14.05	74	43.19	48.61	25.44	57.29	100	0	P	V
		17967	47.58	-6.42	54	30.82	48.61	25.44	57.29	100	0	A	V
802.11n HT40 CH 62 5310MHz		10620	48.91	-25.09	74	45.67	39.8	19.54	56.1	100	0	P	H
		15930	47.7	-26.3	74	42.27	37.41	23.51	55.49	100	0	P	H
		17967	59.08	-14.92	74	42.32	48.61	25.44	57.29	100	0	P	H
		17967	47.64	-6.36	54	30.88	48.61	25.44	57.29	100	0	A	H
		10620	48.87	-25.13	74	45.63	39.8	19.54	56.1	100	0	P	V
		15930	47.05	-26.95	74	41.62	37.41	23.51	55.49	100	0	P	V
		17989	60	-14	74	42.78	49.07	25.45	57.3	100	0	P	V
		17989	47.74	-6.26	54	30.52	49.07	25.45	57.3	100	0	A	V
Remark	1. No other spurious found. 2. All results are PASS against Peak and Average limit line.												

Band 2 5250~5350MHz

WIFI 802.11ac VHT80 (Band Edge @ 3m)

WIFI Ant. 1	Note	Frequency (MHz)	Level (dBμV/m)	Over Limit (dB)	Limit Line (dBμV/m)	Read Level (dBμV)	Antenna Factor (dB/m)	Path Loss (dB)	Preamp Factor (dB)	Ant Pos (cm)	Table Pos (deg)	Peak Avg. (P/A)	Pol. (H/V)
802.11ac VHT80 CH 58 5290MHz		5119.34	55.42	-18.58	74	40.28	31.8	13.01	29.67	245	199	P	H
		5147.22	46.88	-7.12	54	31.71	31.8	13.04	29.67	245	199	A	H
	*	5290	93.46	-	-	78.67	31.22	13.27	29.7	245	199	P	H
	*	5290	86.04	-	-	71.25	31.22	13.27	29.7	245	199	A	H
		5365.92	54.52	-19.48	74	39.66	31.16	13.41	29.71	245	199	P	H
		5350.32	47.77	-6.23	54	33	31.1	13.38	29.71	245	199	A	H
		5041.82	54.77	-19.23	74	39.94	31.58	12.91	29.66	242	165	P	V
		5145.52	47.51	-6.49	54	32.34	31.8	13.04	29.67	242	165	A	V
	*	5290	99.84	-	-	85.05	31.22	13.27	29.7	242	165	P	V
	*	5290	92.5	-	-	77.71	31.22	13.27	29.7	242	165	A	V
		5352.48	57.98	-16.02	74	43.2	31.11	13.38	29.71	242	165	P	V
		5350.08	53.04	-0.96	54	38.27	31.1	13.38	29.71	242	165	A	V
Remark	1. No other spurious found. 2. All results are PASS against Peak and Average limit line.												

Band 2 5250~5350MHz

WIFI 802.11ac VHT80 (Harmonic @ 3m)

WIFI Ant. 1	Note	Frequency (MHz)	Level (dBμV/m)	Over Limit (dB)	Limit Line (dBμV/m)	Read Level (dBμV)	Antenna Factor (dB/m)	Path Loss (dB)	Preamp Factor (dB)	Ant Pos (cm)	Table Pos (deg)	Peak Avg. (P/A)	Pol. (H/V)
802.11ac VHT80 CH 58 5290MHz		10580	49.5	-18.7	68.2	46.32	39.8	19.52	56.14	100	0	P	H
		15870	46.98	-27.02	74	41.54	37.44	23.47	55.47	100	0	P	H
		17967	59.17	-14.83	74	42.41	48.61	25.44	57.29	100	0	P	H
		17967	47.58	-6.42	54	30.82	48.61	25.44	57.29	100	0	A	H
		10580	49.06	-19.14	68.2	45.88	39.8	19.52	56.14	100	0	P	V
		15870	47.03	-26.97	74	41.59	37.44	23.47	55.47	100	0	P	V
		17989	59.89	-14.11	74	42.67	49.07	25.45	57.3	100	0	P	V
		17989	47.68	-6.32	54	30.46	49.07	25.45	57.3	100	0	A	V
Remark	1. No other spurious found. 2. All results are PASS against Peak and Average limit line.												

Band 3 - 5470~5725MHz

WIFI 802.11a (Band Edge @ 3m)

WIFI Ant. 1	Note	Frequency (MHz)	Level (dBµV/m)	Over Limit (dB)	Limit Line (dBµV/m)	Read Level (dBµV)	Antenna Factor (dB/m)	Path Loss (dB)	Preamp Factor (dB)	Ant Pos (cm)	Table Pos (deg)	Peak Avg. (P/A)	Pol. (H/V)
802.11a CH 100 5500MHz		5391.28	54.9	-19.1	74	39.89	31.27	13.45	29.71	301	240	P	H
		5469.2	55.2	-13	68.2	39.76	31.64	13.53	29.73	301	240	P	H
		5460	42.73	-11.27	54	27.31	31.62	13.52	29.72	301	240	A	H
	*	5500	102.15	-	-	86.62	31.7	13.56	29.73	301	240	P	H
	*	5500	94.99	-	-	79.46	31.7	13.56	29.73	301	240	A	H
		5385.84	56.2	-17.8	74	41.23	31.24	13.44	29.71	256	121	P	V
		5469.36	61.9	-6.3	68.2	46.46	31.64	13.53	29.73	256	121	P	V
		5460	45.35	-8.65	54	29.93	31.62	13.52	29.72	256	121	A	V
	*	5500	108.88	-	-	93.35	31.7	13.56	29.73	256	121	P	V
	*	5500	101.39	-	-	85.86	31.7	13.56	29.73	256	121	A	V
802.11a CH 116 5580MHz		5447.44	53.75	-20.25	74	38.38	31.58	13.51	29.72	292	237	P	H
		5463.52	53.89	-14.31	68.2	38.46	31.63	13.52	29.72	292	237	P	H
		5458.72	42.28	-11.72	54	26.86	31.62	13.52	29.72	292	237	A	H
	*	5580	101.26	-	-	85.74	31.66	13.62	29.76	292	237	P	H
	*	5580	93.69	-	-	78.17	31.66	13.62	29.76	292	237	A	H
		5755.235	54.64	-13.56	68.2	38.69	32	13.78	29.83	292	237	P	H
		5448.4	55.21	-18.79	74	39.83	31.59	13.51	29.72	240	123	P	V
		5462.8	54.69	-13.51	68.2	39.26	31.63	13.52	29.72	240	123	P	V
		5459.92	44.65	-9.35	54	29.23	31.62	13.52	29.72	240	123	A	V
	*	5580	109.23	-	-	93.71	31.66	13.62	29.76	240	123	P	V
	*	5580	101.87	-	-	86.35	31.66	13.62	29.76	240	123	A	V
		5731.925	53.99	-14.21	68.2	38.16	31.89	13.76	29.82	240	123	P	V

802.11a CH 140 5700MHz	*	5700	99.11	-	-	83.49	31.7	13.73	29.81	283	236	P	H
	*	5700	91.73	-	-	76.11	31.7	13.73	29.81	283	236	A	H
		5726.28	56.01	-12.19	68.2	40.22	31.86	13.75	29.82	283	236	P	H
	*	5700	108.37	-	-	92.75	31.7	13.73	29.81	227	113	P	V
	*	5700	100.93	-	-	85.31	31.7	13.73	29.81	227	113	A	V
		5725.24	65	-3.2	68.2	49.22	31.85	13.75	29.82	227	113	P	V
Remark	1. No other spurious found. 2. All results are PASS against Peak and Average limit line.												

Band 3 - 5470~5725MHz

WIFI 802.11a (Harmonic @ 3m)

WIFI Ant. 1	Note	Frequency (MHz)	Level (dBμV/m)	Over Limit (dB)	Limit Line (dBμV/m)	Read Level (dBμV)	Antenna Factor (dB/m)	Path Loss (dB)	Preamp Factor (dB)	Ant Pos (cm)	Table Pos (deg)	Peak Avg. (P/A)	Pol. (H/V)
802.11a CH 100 5500MHz		11000	58	-16	74	53.95	40.1	19.75	55.8	187	17	P	H
		11000	47.66	-6.34	54	43.61	40.1	19.75	55.8	187	17	A	H
		16500	48.57	-19.63	68.2	40.95	39	24.32	55.7	100	0	P	H
		17703	55.88	-18.12	74	43.39	44.33	25.34	57.18	100	0	P	H
		17703	44.59	-9.41	54	32.1	44.33	25.34	57.18	100	0	A	H
		11000	56.58	-17.42	74	52.53	40.1	19.75	55.8	201	318	P	V
		11000	46.32	-7.68	54	42.27	40.1	19.75	55.8	201	318	A	V
		16500	48.71	-19.49	68.2	41.09	39	24.32	55.7	100	0	P	V
		17703	56	-18	74	43.51	44.33	25.34	57.18	100	0	P	V
		17703	45	-9	54	32.51	44.33	25.34	57.18	100	0	A	V
802.11a CH 116 5580MHz		11160	57.83	-16.17	74	53.84	39.82	19.87	55.7	193	14	P	H
		11160	47.81	-6.19	54	43.82	39.82	19.87	55.7	193	14	A	H
		16740	51.64	-16.56	68.2	43.25	39.74	24.69	56.04	100	0	P	H
		17791	55.95	-18.05	74	42.59	45.21	25.37	57.22	100	0	P	H
		17791	46.24	-7.76	54	32.88	45.21	25.37	57.22	100	0	A	H
		11160	57.52	-16.48	74	53.53	39.82	19.87	55.7	202	317	P	V
		11160	46.46	-7.54	54	42.47	39.82	19.87	55.7	202	317	A	V
		16740	49.99	-18.21	68.2	41.6	39.74	24.69	56.04	100	0	P	V
		17791	55.86	-18.14	74	42.5	45.21	25.37	57.22	100	0	P	V
		17791	45.44	-8.56	54	32.08	45.21	25.37	57.22	100	0	A	V

802.11a CH 140 5700MHz		11400	55.76	-18.24	74	51.28	40	20.04	55.56	175	16	P	H
		11400	45.82	-8.18	54	41.34	40	20.04	55.56	175	16	A	H
		17100	50.82	-17.38	68.2	41.85	40.4	25.11	56.54	100	0	P	H
		17769	55.95	-18.05	74	42.81	44.99	25.36	57.21	100	0	P	H
		17769	44.82	-9.18	54	31.68	44.99	25.36	57.21	100	0	A	H
		11400	54.47	-19.53	74	49.99	40	20.04	55.56	195	313	P	V
		11400	44.22	-9.78	54	39.74	40	20.04	55.56	195	313	A	V
		17100	51.3	-16.9	68.2	42.33	40.4	25.11	56.54	100	0	P	V
		17791	56.16	-17.84	74	42.8	45.21	25.37	57.22	100	0	P	V
		17791	45.24	-8.76	54	31.88	45.21	25.37	57.22	100	0	A	V
Remark	1. No other spurious found. 2. All results are PASS against Peak and Average limit line.												

Band 3 - 5470~5725MHz

WIFI 802.11n HT20 (Band Edge @ 3m)

WIFI Ant. 1	Note	Frequency (MHz)	Level (dBμV/m)	Over Limit (dB)	Limit Line (dBμV/m)	Read Level (dBμV)	Antenna Factor (dB/m)	Path Loss (dB)	Preamp Factor (dB)	Ant Pos (cm)	Table Pos (deg)	Peak Avg. (P/A)	Pol. (H/V)
802.11n HT20 CH 100 5500MHz		5374.8	54.43	-19.57	74	39.52	31.2	13.42	29.71	189	18	P	H
		5466.64	60.06	-8.14	68.2	44.62	31.63	13.53	29.72	189	18	P	H
		5432.72	44.27	-9.73	54	28.99	31.5	13.5	29.72	189	18	A	H
	*	5500	103.01	-	-	87.48	31.7	13.56	29.73	189	18	P	H
	*	5500	95.81	-	-	80.28	31.7	13.56	29.73	189	18	A	H
		5457.84	58.08	-15.92	74	42.66	31.62	13.52	29.72	225	109	P	V
		5469.84	62.67	-5.53	68.2	47.23	31.64	13.53	29.73	225	109	P	V
		5459.76	46.5	-7.5	54	31.08	31.62	13.52	29.72	225	109	A	V
	*	5500	108.8	-	-	93.27	31.7	13.56	29.73	225	109	P	V
	*	5500	101.56	-	-	86.03	31.7	13.56	29.73	225	109	A	V
802.11n HT20 CH 116 5580MHz		5419.12	53.74	-20.26	74	38.56	31.41	13.49	29.72	187	19	P	H
		5464.96	53.84	-14.36	68.2	38.4	31.63	13.53	29.72	187	19	P	H
		5447.92	43.5	-10.5	54	28.12	31.59	13.51	29.72	187	19	A	H
	*	5580	100.5	-	-	84.98	31.66	13.62	29.76	187	19	P	H
	*	5580	93.27	-	-	77.75	31.66	13.62	29.76	187	19	A	H
		5748.62	53.42	-14.78	68.2	37.48	31.99	13.77	29.82	187	19	P	H
		5447.92	54.89	-19.11	74	39.51	31.59	13.51	29.72	226	118	P	V
		5468.56	54.17	-14.03	68.2	38.72	31.64	13.53	29.72	226	118	P	V
		5447.92	44.91	-9.09	54	29.53	31.59	13.51	29.72	226	118	A	V
	*	5580	108.15	-	-	92.63	31.66	13.62	29.76	226	118	P	V
	*	5580	101	-	-	85.48	31.66	13.62	29.76	226	118	A	V
		5764.685	53.7	-14.5	68.2	37.74	32	13.79	29.83	226	118	P	V

802.11n HT20 CH 140 5700MHz	*	5700	101.18	-	-	85.56	31.7	13.73	29.81	225	28	P	H
	*	5700	93.85	-	-	78.23	31.7	13.73	29.81	225	28	A	H
		5725.32	60.34	-7.86	68.2	44.56	31.85	13.75	29.82	225	28	P	H
	*	5700	108.02	-	-	92.4	31.7	13.73	29.81	224	114	P	V
	*	5700	101.04	-	-	85.42	31.7	13.73	29.81	224	114	A	V
		5725.08	65.44	-2.76	68.2	49.66	31.85	13.75	29.82	224	114	P	V
Remark	1. No other spurious found. 2. All results are PASS against Peak and Average limit line.												

Band 3 - 5470~5725MHz

WIFI 802.11n HT20 (Harmonic @ 3m)

WIFI Ant. 1	Note	Frequency (MHz)	Level (dBμV/m)	Over Limit (dB)	Limit Line (dBμV/m)	Read Level (dBμV)	Antenna Factor (dB/m)	Path Loss (dB)	Preamp Factor (dB)	Ant Pos (cm)	Table Pos (deg)	Peak Avg. (P/A)	Pol. (H/V)
802.11n HT20 CH 100 5500MHz		11000	57.63	-16.37	74	53.58	40.1	19.75	55.8	191	17	P	H
		11000	46.82	-7.18	54	42.77	40.1	19.75	55.8	191	17	A	H
		16500	49.37	-18.83	68.2	41.75	39	24.32	55.7	100	0	P	H
		17736	54.95	-19.05	74	42.13	44.66	25.35	57.19	100	0	P	H
		17736	45.11	-8.89	54	32.29	44.66	25.35	57.19	100	0	A	H
		11000	56.31	-17.69	74	52.26	40.1	19.75	55.8	202	318	P	V
		11000	46.74	-7.26	54	42.69	40.1	19.75	55.8	202	318	A	V
		16500	49.06	-19.14	68.2	41.44	39	24.32	55.7	100	0	P	V
		17725	54.72	-19.28	74	42.01	44.55	25.35	57.19	100	0	P	V
		17725	45.28	-8.72	54	32.57	44.55	25.35	57.19	100	0	A	V
802.11n HT20 CH 116 5580MHz		11160	58.41	-15.59	74	54.42	39.82	19.87	55.7	184	14	P	H
		11160	46.92	-7.08	54	42.93	39.82	19.87	55.7	184	14	A	H
		16740	51.04	-17.16	68.2	42.65	39.74	24.69	56.04	100	0	P	H
		17736	55.19	-18.81	74	42.37	44.66	25.35	57.19	100	0	P	H
		17736	44.9	-9.1	54	32.08	44.66	25.35	57.19	100	0	A	H
		11160	56.38	-17.62	74	52.39	39.82	19.87	55.7	199	317	P	V
		11160	45.75	-8.25	54	41.76	39.82	19.87	55.7	199	317	A	V
		16740	50.67	-17.53	68.2	42.28	39.74	24.69	56.04	100	0	P	V
		17703	55.29	-18.71	74	42.8	44.33	25.34	57.18	100	0	P	V
		17703	45.04	-8.96	54	32.55	44.33	25.34	57.18	100	0	A	V

802.11n HT20 CH 140 5700MHz		11400	55.99	-18.01	74	51.51	40	20.04	55.56	182	7	P	H
		11400	45.84	-8.16	54	41.36	40	20.04	55.56	182	7	A	H
		17100	50.93	-17.27	68.2	41.96	40.4	25.11	56.54	100	0	P	H
		17769	55.7	-18.3	74	42.56	44.99	25.36	57.21	100	0	P	H
		17769	45.4	-8.6	54	32.26	44.99	25.36	57.21	100	0	A	H
		11400	54.1	-19.9	74	49.62	40	20.04	55.56	202	315	P	V
		11400	44.22	-9.78	54	39.74	40	20.04	55.56	202	315	A	V
		17100	51.1	-17.1	68.2	42.13	40.4	25.11	56.54	100	0	P	V
		17758	55.34	-18.66	74	42.3	44.88	25.36	57.2	100	0	P	V
		17758	45.46	-8.54	54	32.42	44.88	25.36	57.2	100	0	A	V
Remark	1. No other spurious found. 2. All results are PASS against Peak and Average limit line.												

Band 3 - 5470~5725MHz

WIFI 802.11n HT40 (Band Edge @ 3m)

WIFI Ant. 1	Note	Frequency (MHz)	Level (dBμV/m)	Over Limit (dB)	Limit Line (dBμV/m)	Read Level (dBμV)	Antenna Factor (dB/m)	Path Loss (dB)	Preamp Factor (dB)	Ant Pos (cm)	Table Pos (deg)	Peak Avg. (P/A)	Pol. (H/V)
802.11n HT40 CH 102 5510MHz		5458	55.47	-18.53	74	40.05	31.62	13.52	29.72	243	233	P	H
		5470	59.56	-8.64	68.2	44.12	31.64	13.53	29.73	243	233	P	H
		5459.44	46.45	-7.55	54	31.03	31.62	13.52	29.72	243	233	A	H
	*	5510	98.37	-	-	82.86	31.68	13.56	29.73	243	233	P	H
	*	5510	91.31	-	-	75.8	31.68	13.56	29.73	243	233	A	H
		5755.235	54.74	-13.46	68.2	38.79	32	13.78	29.83	243	233	P	H
		5459.2	61.86	-12.14	74	46.44	31.62	13.52	29.72	234	152	P	V
		5467.6	66.17	-2.03	68.2	50.72	31.64	13.53	29.72	234	152	P	V
		5459.2	52.32	-1.68	54	36.9	31.62	13.52	29.72	234	152	A	V
	*	5510	105.48	-	-	89.97	31.68	13.56	29.73	234	152	P	V
	*	5510	98.43	-	-	82.92	31.68	13.56	29.73	234	152	A	V
		5731.61	54.05	-14.15	68.2	38.22	31.89	13.76	29.82	234	152	P	V
802.11n HT40 CH 110 5550MHz		5396.08	53.7	-20.3	74	38.67	31.28	13.46	29.71	249	234	P	H
		5464.48	54.12	-14.08	68.2	38.69	31.63	13.52	29.72	249	234	P	H
		5453.68	44.82	-9.18	54	29.41	31.61	13.52	29.72	249	234	A	H
	*	5550	97.24	-	-	81.79	31.6	13.6	29.75	249	234	P	H
	*	5550	90.1	-	-	74.65	31.6	13.6	29.75	249	234	A	H
		5725.31	55.59	-12.61	68.2	39.81	31.85	13.75	29.82	249	234	P	H
		5458.24	56.08	-17.92	74	40.66	31.62	13.52	29.72	236	157	P	V
		5469.28	55.54	-12.66	68.2	40.1	31.64	13.53	29.73	236	157	P	V
		5458.24	47.42	-6.58	54	32	31.62	13.52	29.72	236	157	A	V
	*	5550	106.33	-	-	90.88	31.6	13.6	29.75	236	157	P	V
	*	5550	99.18	-	-	83.73	31.6	13.6	29.75	236	157	A	V
		5726.57	54.68	-13.52	68.2	38.89	31.86	13.75	29.82	236	157	P	V

802.11n HT40 CH 134 5670MHz		5455.35	53.46	-20.54	74	38.05	31.61	13.52	29.72	209	147	P	H
		5461.65	52.68	-15.52	68.2	37.26	31.62	13.52	29.72	209	147	P	H
		5415.1	44	-10	54	28.85	31.39	13.48	29.72	209	147	A	H
	*	5670	97.42	-	-	81.87	31.64	13.7	29.79	209	147	P	H
	*	5670	90.32	-	-	74.77	31.64	13.7	29.79	209	147	A	H
		5725.275	56.43	-11.77	68.2	40.65	31.85	13.75	29.82	209	147	P	H
		5354.55	54.23	-19.77	74	39.43	31.12	13.39	29.71	238	161	P	V
		5469	52.53	-15.67	68.2	37.09	31.64	13.53	29.73	238	161	P	V
		5428.05	44.73	-9.27	54	29.49	31.47	13.49	29.72	238	161	A	V
	*	5670	105.74	-	-	90.19	31.64	13.7	29.79	238	161	P	V
	*	5670	98.74	-	-	83.19	31.64	13.7	29.79	238	161	A	V
		5725.625	58.62	-9.58	68.2	42.84	31.85	13.75	29.82	238	161	P	V
Remark	1. No other spurious found. 2. All results are PASS against Peak and Average limit line.												

Band 3 - 5470~5725MHz

WIFI 802.11n HT40 (Harmonic @ 3m)

WIFI Ant. 1	Note	Frequency (MHz)	Level (dBμV/m)	Over Limit (dB)	Limit Line (dBμV/m)	Read Level (dBμV)	Antenna Factor (dB/m)	Path Loss (dB)	Preamp Factor (dB)	Ant Pos (cm)	Table Pos (deg)	Peak Avg. (P/A)	Pol. (H/V)
802.11n HT40 CH 102 5510MHz		11020	54.73	-19.27	74	50.68	40.08	19.76	55.79	199	16	P	H
		11020	46.6	-7.4	54	42.55	40.08	19.76	55.79	199	16	A	H
		16530	48.11	-20.09	68.2	40.37	39.12	24.36	55.74	100	0	P	H
		17703	55.78	-18.22	74	43.29	44.33	25.34	57.18	100	0	P	H
		17703	45.56	-8.44	54	33.07	44.33	25.34	57.18	100	0	A	H
		11020	52.86	-21.14	74	48.81	40.08	19.76	55.79	198	317	P	V
		11020	45.78	-8.22	54	41.73	40.08	19.76	55.79	198	317	A	V
		16530	47.98	-20.22	68.2	40.24	39.12	24.36	55.74	100	0	P	V
		17714	55.3	-18.7	74	42.71	44.44	25.34	57.19	100	0	P	V
		17714	45.7	-8.3	54	33.11	44.44	25.34	57.19	100	0	A	V
802.11n HT40 CH 110 5550MHz		11100	54.93	-19.07	74	50.85	40	19.82	55.74	197	15	P	H
		11100	46.39	-7.61	54	42.31	40	19.82	55.74	197	15	A	H
		16650	49.56	-18.64	68.2	41.48	39.45	24.54	55.91	100	0	P	H
		17703	55.35	-18.65	74	42.86	44.33	25.34	57.18	100	0	P	H
		17703	45.76	-8.24	54	33.27	44.33	25.34	57.18	100	0	A	H
		11100	53.81	-20.19	74	49.73	40	19.82	55.74	196	317	P	V
		11100	44.65	-9.35	54	40.57	40	19.82	55.74	196	317	A	V
		16650	49.84	-18.36	68.2	41.76	39.45	24.54	55.91	100	0	P	V
		17703	55.97	-18.03	74	43.48	44.33	25.34	57.18	100	0	P	V
		17703	45.47	-8.53	54	32.98	44.33	25.34	57.18	100	0	A	V

802.11n HT40 CH 134 5670MHz		11340	52.78	-21.22	74	48.56	39.82	20	55.6	183	18	P	H
		11340	44.31	-9.69	54	40.09	39.82	20	55.6	183	18	A	H
		17010	50.36	-17.84	68.2	41.2	40.49	25.08	56.41	100	0	P	H
		17703	55.47	-18.53	74	42.98	44.33	25.34	57.18	100	0	P	H
		17703	45.65	-8.35	54	33.16	44.33	25.34	57.18	100	0	A	H
		11340	53.04	-20.96	74	48.82	39.82	20	55.6	198	314	P	V
		11340	44.96	-9.04	54	40.74	39.82	20	55.6	198	314	A	V
		17010	50.18	-18.02	68.2	41.02	40.49	25.08	56.41	100	0	P	V
		17714	56.5	-17.5	74	43.91	44.44	25.34	57.19	100	0	P	V
		17714	45.85	-8.15	54	33.26	44.44	25.34	57.19	100	0	A	V
Remark	1. No other spurious found. 2. All results are PASS against Peak and Average limit line.												

Band 3 - 5470~5725MHz

WIFI 802.11ac VHT80 (Band Edge @ 3m)

WIFI Ant. 1	Note	Frequency (MHz)	Level (dBμV/m)	Over Limit (dB)	Limit Line (dBμV/m)	Read Level (dBμV)	Antenna Factor (dB/m)	Path Loss (dB)	Preamp Factor (dB)	Ant Pos (cm)	Table Pos (deg)	Peak Avg. (P/A)	Pol. (H/V)
802.11ac VHT80 CH 106 5530MHz		5459.68	54.09	-19.91	74	38.67	31.62	13.52	29.72	188	352	P	H
		5469.04	54.44	-13.76	68.2	39	31.64	13.53	29.73	188	352	P	H
		5453.92	48.09	-5.91	54	32.68	31.61	13.52	29.72	188	352	A	H
	*	5530	89.82	-	-	74.34	31.64	13.58	29.74	188	352	P	H
	*	5530	82.51	-	-	67.03	31.64	13.58	29.74	188	352	A	H
		5754.92	53.26	-14.94	68.2	37.31	32	13.78	29.83	188	352	P	H
		5458	58.84	-15.16	74	43.42	31.62	13.52	29.72	233	155	P	V
		5468.8	60.25	-7.95	68.2	44.81	31.64	13.53	29.73	233	155	P	V
		5457.76	52.94	-1.06	54	37.52	31.62	13.52	29.72	233	155	A	V
	*	5530	97.09	-	-	81.61	31.64	13.58	29.74	233	155	P	V
	*	5530	89.97	-	-	74.49	31.64	13.58	29.74	233	155	A	V
		5751.455	54.87	-13.33	68.2	38.92	32	13.78	29.83	233	155	P	V
802.11ac VHT80 CH 122 5610MHz		5404.25	52.98	-21.02	74	37.89	31.33	13.47	29.71	244	260	P	H
		5464.45	51.73	-16.47	68.2	36.3	31.63	13.52	29.72	244	260	P	H
		5458.15	46.42	-7.58	54	31	31.62	13.52	29.72	244	260	A	H
	*	5610	94.2	-	-	78.64	31.68	13.65	29.77	244	260	P	H
	*	5610	87.04	-	-	71.48	31.68	13.65	29.77	244	260	A	H
		5728.775	53.87	-14.33	68.2	38.06	31.87	13.76	29.82	244	260	P	H
		5453.95	54.23	-19.77	74	38.82	31.61	13.52	29.72	244	162	P	V
		5465.15	55.99	-12.21	68.2	40.55	31.63	13.53	29.72	244	162	P	V
		5455.35	49.26	-4.74	54	33.85	31.61	13.52	29.72	244	162	A	V
	*	5610	102.54	-	-	86.98	31.68	13.65	29.77	244	162	P	V
	*	5610	95.24	-	-	79.68	31.68	13.65	29.77	244	162	A	V
		5747.15	55.02	-13.18	68.2	39.09	31.98	13.77	29.82	244	162	P	V
Remark	1. No other spurious found. 2. All results are PASS against Peak and Average limit line.												

Band 3 5470~5725MHz

WIFI 802.11ac VHT80 (Harmonic @ 3m)

WIFI Ant. 1	Note	Frequency (MHz)	Level (dBμV/m)	Over Limit (dB)	Limit Line (dBμV/m)	Read Level (dBμV)	Antenna Factor (dB/m)	Path Loss (dB)	Preamp Factor (dB)	Ant Pos (cm)	Table Pos (deg)	Peak Avg. (P/A)	Pol. (H/V)
802.11ac VHT80 CH 106 5530MHz		11060	49.56	-24.44	74	45.49	40.04	19.79	55.76	100	0	P	H
		16590	48.81	-19.39	68.2	40.83	39.36	24.45	55.83	100	0	P	H
		17978	59.31	-14.69	74	42.32	48.84	25.44	57.29	100	0	P	H
		17978	47.43	-6.57	54	30.44	48.84	25.44	57.29	100	0	A	H
		11060	49	-25	74	44.93	40.04	19.79	55.76	100	0	P	V
		16590	49.47	-18.73	68.2	41.49	39.36	24.45	55.83	100	0	P	V
		17967	59.59	-14.41	74	42.83	48.61	25.44	57.29	100	0	P	V
		17967	47.55	-6.45	54	30.79	48.61	25.44	57.29	100	0	A	V
802.11ac VHT80 CH 122 5610MHz		11220	49.39	-24.61	74	45.45	39.7	19.91	55.67	100	0	P	H
		16830	51.65	-16.55	68.2	42.74	40.25	24.82	56.16	100	0	P	H
		17967	59.4	-14.6	74	42.64	48.61	25.44	57.29	100	0	P	H
		17967	47.67	-6.33	54	30.91	48.61	25.44	57.29	100	0	A	H
		11220	48.52	-25.48	74	44.58	39.7	19.91	55.67	100	0	P	V
		16830	50.52	-17.68	68.2	41.61	40.25	24.82	56.16	100	0	P	V
		17989	59.23	-14.77	74	42.01	49.07	25.45	57.3	100	0	P	V
		17989	47.63	-6.37	54	30.41	49.07	25.45	57.3	100	0	A	V
Remark	1. No other spurious found. 2. All results are PASS against Peak and Average limit line.												

Band 3 - Straddle Channel

WIFI 802.11a (Band Edge @ 3m)

WIFI Ant.	Note	Frequency	Level	Over Limit	Limit Line	Read Level	Antenna Factor	Path Loss	Preamp Factor	Ant Pos	Table Pos	Peak Avg.	Pol.
1		(MHz)	(dBμV/m)	(dB)	(dBμV/m)	(dBμV)	(dB/m)	(dB)	(dB)	(cm)	(deg)	(P/A)	(H/V)
802.11a CH 144 5720MHz		5377.3	54.75	-19.25	74	39.82	31.21	13.43	29.71	291	233	P	H
		5465.44	55.2	-13	68.2	39.76	31.63	13.53	29.72	291	233	P	H
		5459.98	41.76	-12.24	54	26.34	31.62	13.52	29.72	291	233	A	H
	*	5720	99.06	-	-	83.3	31.82	13.75	29.81	291	233	P	H
	*	5720	91.66	-	-	75.9	31.82	13.75	29.81	291	233	A	H
		5937	57.12	-11.08	68.2	40.94	32.27	13.81	29.9	291	233	P	H
		5449.45	56.28	-17.72	74	40.89	31.6	13.51	29.72	222	115	P	V
		5463.88	53.65	-14.55	68.2	38.22	31.63	13.52	29.72	222	115	P	V
		5459.2	42.05	-11.95	54	26.63	31.62	13.52	29.72	222	115	A	V
	*	5720	108.5	-	-	92.74	31.82	13.75	29.81	222	115	P	V
	*	5720	101.06	-	-	85.3	31.82	13.75	29.81	222	115	A	V
		5936.75	56.54	-11.66	68.2	40.36	32.27	13.81	29.9	222	115	P	V
Remark	1. No other spurious found. 2. All results are PASS against Peak and Average limit line.												

Band 3 - Straddle Channel

WIFI 802.11a (Harmonic @ 3m)

WIFI Ant. 1	Note	Frequency (MHz)	Level (dBμV/m)	Over Limit (dB)	Limit Line (dBμV/m)	Read Level (dBμV)	Antenna Factor (dB/m)	Path Loss (dB)	Preamp Factor (dB)	Ant Pos (cm)	Table Pos (deg)	Peak Avg. (P/A)	Pol. (H/V)
802.11a CH 144 5720MHz		11440	56.3	-17.7	74	51.81	39.96	20.07	55.54	176	13	P	H
		11440	46.82	-7.18	54	42.33	39.96	20.07	55.54	176	13	A	H
		17160	51.31	-16.89	68.2	42.16	40.64	25.13	56.62	100	0	P	H
		17703	56.67	-17.33	74	44.18	44.33	25.34	57.18	100	0	P	H
		17703	44.74	-9.26	54	32.25	44.33	25.34	57.18	100	0	A	H
		11440	54.11	-19.89	74	49.62	39.96	20.07	55.54	196	313	P	V
		11440	43.95	-10.05	54	39.46	39.96	20.07	55.54	196	313	A	V
		17160	52.03	-16.17	68.2	42.88	40.64	25.13	56.62	100	0	P	V
		17703	55.64	-18.36	74	43.15	44.33	25.34	57.18	100	0	P	V
		17703	44.54	-9.46	54	32.05	44.33	25.34	57.18	100	0	A	V
Remark	1. No other spurious found. 2. All results are PASS against Peak and Average limit line.												

Band 3 - Straddle Channel

WIFI 802.11n HT20 (Band Edge @ 3m)

WIFI Ant. 1	Note	Frequency (MHz)	Level (dBμV/m)	Over Limit (dB)	Limit Line (dBμV/m)	Read Level (dBμV)	Antenna Factor (dB/m)	Path Loss (dB)	Preamp Factor (dB)	Ant Pos (cm)	Table Pos (deg)	Peak Avg. (P/A)	Pol. (H/V)
802.11n HT20 CH 144 5720MHz		5440.48	53.52	-20.48	74	38.2	31.54	13.5	29.72	242	30	P	H
		5465.44	52.74	-15.46	68.2	37.3	31.63	13.53	29.72	242	30	P	H
		5424.88	43.12	-10.88	54	27.9	31.45	13.49	29.72	242	30	A	H
	*	5720	100.67	-	-	84.91	31.82	13.75	29.81	242	30	P	H
	*	5720	93.41	-	-	77.65	31.82	13.75	29.81	242	30	A	H
		5886.75	55.81	-12.39	68.2	39.71	32.17	13.81	29.88	242	30	P	H
		5446.72	53.65	-20.35	74	38.28	31.58	13.51	29.72	229	118	P	V
		5469.34	52.43	-15.77	68.2	36.99	31.64	13.53	29.73	229	118	P	V
		5449.84	43.54	-10.46	54	28.15	31.6	13.51	29.72	229	118	A	V
	*	5720	107.97	-	-	92.21	31.82	13.75	29.81	229	118	P	V
	*	5720	100.69	-	-	84.93	31.82	13.75	29.81	229	118	A	V
		5936	55.71	-12.49	68.2	39.53	32.27	13.81	29.9	229	118	P	V
Remark	1. No other spurious found. 2. All results are PASS against Peak and Average limit line.												

Band 3 - Straddle Channel

WIFI 802.11n HT20 (Harmonic @ 3m)

WIFI Ant. 1	Note	Frequency (MHz)	Level (dBμV/m)	Over Limit (dB)	Limit Line (dBμV/m)	Read Level (dBμV)	Antenna Factor (dB/m)	Path Loss (dB)	Preamp Factor (dB)	Ant Pos (cm)	Table Pos (deg)	Peak Avg. (P/A)	Pol. (H/V)
802.11n HT20 CH 144 5720MHz		11440	57.53	-16.47	74	53.04	39.96	20.07	55.54	172	13	P	H
		11440	45.64	-8.36	54	41.15	39.96	20.07	55.54	172	13	A	H
		17160	51.93	-16.27	68.2	42.78	40.64	25.13	56.62	100	0	P	H
		17703	56.14	-17.86	74	43.65	44.33	25.34	57.18	100	0	P	H
		17703	44.61	-9.39	54	32.12	44.33	25.34	57.18	100	0	A	H
		11440	53.49	-20.51	74	49	39.96	20.07	55.54	205	315	P	V
		11440	43.43	-10.57	54	38.94	39.96	20.07	55.54	205	315	A	V
		17160	51.78	-16.42	68.2	42.63	40.64	25.13	56.62	100	0	P	V
		17725	55.28	-18.72	74	42.57	44.55	25.35	57.19	100	0	P	V
		17725	45.35	-8.65	54	32.64	44.55	25.35	57.19	100	0	A	V
Remark	1. No other spurious found. 2. All results are PASS against Peak and Average limit line.												

Band 3 - Straddle Channel

WIFI 802.11n HT40 (Band Edge @ 3m)

WIFI Ant. 1	Note	Frequency (MHz)	Level (dBμV/m)	Over Limit (dB)	Limit Line (dBμV/m)	Read Level (dBμV)	Antenna Factor (dB/m)	Path Loss (dB)	Preamp Factor (dB)	Ant Pos (cm)	Table Pos (deg)	Peak Avg. (P/A)	Pol. (H/V)
802.11n HT40 CH 142 5710MHz		5456.47	53.2	-20.8	74	37.79	31.61	13.52	29.72	200	147	P	H
		5467.39	53.43	-14.77	68.2	37.99	31.63	13.53	29.72	200	147	P	H
		5457.64	43.97	-10.03	54	28.55	31.62	13.52	29.72	200	147	A	H
	*	5710	98.44	-	-	82.75	31.76	13.74	29.81	200	147	P	H
	*	5710	91.16	-	-	75.47	31.76	13.74	29.81	200	147	A	H
		5900.5	55.26	-12.94	68.2	39.13	32.2	13.81	29.88	200	147	P	H
		5358.97	53.75	-20.25	74	38.92	31.14	13.4	29.71	234	161	P	V
		5463.49	52.62	-15.58	68.2	37.19	31.63	13.52	29.72	234	161	P	V
		5420.98	44.41	-9.59	54	29.21	31.43	13.49	29.72	234	161	A	V
	*	5710	105.93	-	-	90.24	31.76	13.74	29.81	234	161	P	V
	*	5710	98.92	-	-	83.23	31.76	13.74	29.81	234	161	A	V
		5929.5	55.42	-12.78	68.2	39.24	32.26	13.81	29.89	234	161	P	V
Remark	1. No other spurious found. 2. All results are PASS against Peak and Average limit line.												

Band 3 - Straddle Channel

WIFI 802.11n HT40 (Harmonic @ 3m)

WIFI Ant. 1	Note	Frequency (MHz)	Level (dBμV/m)	Over Limit (dB)	Limit Line (dBμV/m)	Read Level (dBμV)	Antenna Factor (dB/m)	Path Loss (dB)	Preamp Factor (dB)	Ant Pos (cm)	Table Pos (deg)	Peak Avg. (P/A)	Pol. (H/V)
802.11n HT40 CH 142 5710MHz		11420	53.82	-20.18	74	49.33	39.98	20.06	55.55	202	6	P	H
		11420	45.24	-8.76	54	40.75	39.98	20.06	55.55	202	6	A	H
		17130	50.94	-17.26	68.2	41.88	40.52	25.12	56.58	100	0	P	H
		17802	56.15	-17.85	74	42.66	45.34	25.37	57.22	100	0	P	H
		17802	46.6	-7.4	54	33.11	45.34	25.37	57.22	100	0	A	H
		11420	49.21	-24.79	74	44.72	39.98	20.06	55.55	100	0	P	V
		17130	50.54	-17.66	68.2	41.48	40.52	25.12	56.58	100	0	P	V
		17813	56.67	-17.33	74	42.97	45.55	25.38	57.23	100	0	P	V
		17813	46.58	-7.42	54	32.88	45.55	25.38	57.23	100	0	A	V
Remark	1. No other spurious found. 2. All results are PASS against Peak and Average limit line.												

Band 3 - Straddle Channel

WIFI 802.11ac VHT80 (Band Edge @ 3m)

WIFI Ant. 1	Note	Frequency (MHz)	Level (dBμV/m)	Over Limit (dB)	Limit Line (dBμV/m)	Read Level (dBμV)	Antenna Factor (dB/m)	Path Loss (dB)	Preamp Factor (dB)	Ant Pos (cm)	Table Pos (deg)	Peak Avg. (P/A)	Pol. (H/V)
802.11ac VHT80 CH 138 5690MHz		5370.28	53.62	-20.38	74	38.73	31.18	13.42	29.71	208	146	P	H
		5462.32	52.92	-15.28	68.2	37.5	31.62	13.52	29.72	208	146	P	H
		5405.38	45.72	-8.28	54	30.63	31.33	13.47	29.71	208	146	A	H
	*	5690	94.49	-	-	78.89	31.68	13.72	29.8	208	146	P	H
	*	5690	87.46	-	-	71.86	31.68	13.72	29.8	208	146	A	H
		5940.75	55.1	-13.1	68.2	38.91	32.28	13.81	29.9	208	146	P	H
		5384.32	53.95	-20.05	74	38.98	31.24	13.44	29.71	236	161	P	V
		5465.83	52.93	-15.27	68.2	37.49	31.63	13.53	29.72	236	161	P	V
		5452.96	46.22	-7.78	54	30.81	31.61	13.52	29.72	236	161	A	V
	*	5690	102.15	-	-	86.55	31.68	13.72	29.8	236	161	P	V
	*	5690	95.18	-	-	79.58	31.68	13.72	29.8	236	161	A	V
		5884	55.29	-12.91	68.2	39.19	32.17	13.81	29.88	236	161	P	V
Remark	1. No other spurious found. 2. All results are PASS against Peak and Average limit line.												

Band 3 - Straddle Channel

WIFI 802.11ac VHT80 (Harmonic @ 3m)

WIFI Ant. 1	Note	Frequency (MHz)	Level (dBμV/m)	Over Limit (dB)	Limit Line (dBμV/m)	Read Level (dBμV)	Antenna Factor (dB/m)	Path Loss (dB)	Preamp Factor (dB)	Ant Pos (cm)	Table Pos (deg)	Peak Avg. (P/A)	Pol. (H/V)
802.11ac VHT80 CH 138 5690MHz		11380	49.51	-24.49	74	45.11	39.94	20.03	55.57	100	0	P	H
		17070	50.75	-17.45	68.2	41.72	40.43	25.1	56.5	100	0	P	H
		17978	59.1	-14.9	74	42.11	48.84	25.44	57.29	100	0	P	H
		17978	47.46	-6.54	54	30.47	48.84	25.44	57.29	100	0	A	H
		11380	49.02	-24.98	74	44.62	39.94	20.03	55.57	100	0	P	V
		17070	50.89	-17.31	68.2	41.86	40.43	25.1	56.5	100	0	P	V
		17978	59.17	-14.83	74	42.18	48.84	25.44	57.29	100	0	P	V
		17978	47.49	-6.51	54	30.5	48.84	25.44	57.29	100	0	A	V
Remark	1. No other spurious found. 2. All results are PASS against Peak and Average limit line.												

Emission above 18GHz

5GHz WIFI 802.11ac VHT80 (SHF)

WIFI	Note	Frequency	Level	Over	Limit	Read	Antenna	Path	Preamp	Ant	Table	Peak	Pol.
Ant.				Limit	Line	Level	Factor	Loss	Factor	Pos	Pos	Avg.	
1		(MHz)	(dBμV/m)	(dB)	(dBμV/m)	(dBμV)	(dB/m)	(dB)	(dB)	(cm)	(deg)	(P/A)	(H/V)
5GHz		25062	38.6	-29.6	68.2	38.47	39.98	13.55	53.4	150	0	P	H
802.11ac		34434	40.84	-27.36	68.2	36.84	41.48	18.21	55.69	150	0	P	H
VHT80		28186	40.42	-27.78	68.2	38.97	39.67	15.8	54.02	150	0	P	V
SHF		32982	42.6	-25.6	68.2	38.3	40.79	17.72	54.21	150	0	P	V
Remark	1. No other spurious found. 2. All results are PASS against limit line.												

Emission below 1GHz

5GHz WIFI 802.11ac VHT80 (LF)

WIFI Ant. 1	Note	Frequency (MHz)	Level (dBμV/m)	Over Limit (dB)	Limit Line (dBμV/m)	Read Level (dBμV)	Antenna Factor (dB/m)	Path Loss (dB)	Preamp Factor (dB)	Ant Pos (cm)	Table Pos (deg)	Peak Avg. (P/A)	Pol. (H/V)
5GHz 802.11ac VHT80 LF		118.27	29.88	-13.62	43.5	43.35	17.48	1.71	32.66	100	0	P	H
		149.31	27.8	-15.7	43.5	41.24	17.36	1.95	32.75	-	-	P	H
		204.6	28.8	-14.7	43.5	44.1	15.23	2.36	32.89	-	-	P	H
		372.41	24.49	-21.51	46	32.59	21.06	3.26	32.42	-	-	P	H
		728.4	31.18	-14.82	46	31.37	27.69	4.65	32.53	-	-	P	H
		994.18	39.13	-14.87	54	33.91	30.56	5.61	30.95	-	-	P	H
		43.58	26.2	-13.8	40	40.76	17.38	0.87	32.81	-	-	P	V
		132.82	27.77	-15.73	43.5	41.04	17.61	1.82	32.7	-	-	P	V
		152.22	29	-14.5	43.5	42.68	17.11	1.97	32.76	-	-	P	V
		185.2	27.26	-16.24	43.5	42.85	15.04	2.23	32.86	-	-	P	V
		731.31	31.84	-14.16	46	31.91	27.82	4.65	32.54	-	-	P	V
		994.18	44.84	-9.16	54	39.62	30.56	5.61	30.95	100	0	P	V
Remark	1. No other spurious found. 2. All results are PASS against limit line.												

Band 2 - 5250~5350MHz

WIFI 802.11a (Band Edge @ 3m)

WIFI Ant. 2	Note	Frequency (MHz)	Level (dBμV/m)	Over Limit (dB)	Limit Line (dBμV/m)	Read Level (dBμV)	Antenna Factor (dB/m)	Path Loss (dB)	Preamp Factor (dB)	Ant Pos (cm)	Table Pos (deg)	Peak Avg. (P/A)	Pol. (H/V)
802.11a CH 52 5260MHz		5129.88	55.14	-18.86	74	39.99	31.8	13.02	29.67	100	296	P	H
		5149.94	43.93	-10.07	54	28.75	31.8	13.05	29.67	100	296	A	H
	*	5260	110.58	-	-	95.77	31.28	13.22	29.69	100	296	P	H
	*	5260	103.04	-	-	88.23	31.28	13.22	29.69	100	296	A	H
		5376	55	-19	74	40.08	31.2	13.43	29.71	100	296	P	H
		5350.08	44.89	-9.11	54	30.12	31.1	13.38	29.71	100	296	A	H
		5143.48	53.86	-20.14	74	38.69	31.8	13.04	29.67	306	172	P	V
		5149.94	42.99	-11.01	54	27.81	31.8	13.05	29.67	306	172	A	V
	*	5260	107.18	-	-	92.37	31.28	13.22	29.69	306	172	P	V
	*	5260	99.41	-	-	84.6	31.28	13.22	29.69	306	172	A	V
		5400	54.23	-19.77	74	39.17	31.3	13.47	29.71	306	172	P	V
		5350.32	42.43	-11.57	54	27.66	31.1	13.38	29.71	306	172	A	V
802.11a CH 60 5300MHz		5149.26	53.79	-20.21	74	38.61	31.8	13.05	29.67	100	293	P	H
		5129.2	42.97	-11.03	54	27.82	31.8	13.02	29.67	100	293	A	H
	*	5300	110.54	-	-	95.75	31.2	13.29	29.7	100	293	P	H
	*	5300	102.56	-	-	87.77	31.2	13.29	29.7	100	293	A	H
		5357.28	55.59	-18.41	74	40.78	31.13	13.39	29.71	100	293	P	H
		5359.92	45.43	-8.57	54	30.6	31.14	13.4	29.71	100	293	A	H
		5118.32	54.82	-19.18	74	39.68	31.8	13.01	29.67	316	174	P	V
		5132.26	42.5	-11.5	54	27.34	31.8	13.03	29.67	316	174	A	V
	*	5300	106.47	-	-	91.68	31.2	13.29	29.7	316	174	P	V
	*	5300	98.69	-	-	83.9	31.2	13.29	29.7	316	174	A	V
		5357.76	55.67	-18.33	74	40.86	31.13	13.39	29.71	316	174	P	V
		5350.08	42.92	-11.08	54	28.15	31.1	13.38	29.71	316	174	A	V

802.11a CH 64 5320MHz	*	5320	111.73	-	-	96.94	31.16	13.33	29.7	100	264	P	H
	*	5320	103.87	-	-	89.08	31.16	13.33	29.7	100	264	A	H
		5351.36	60.98	-13.02	74	46.2	31.11	13.38	29.71	100	264	P	H
		5350.08	49.82	-4.18	54	35.05	31.1	13.38	29.71	100	264	A	H
	*	5320	106.55	-	-	91.76	31.16	13.33	29.7	320	170	P	V
	*	5320	99	-	-	84.21	31.16	13.33	29.7	320	170	A	V
		5352	58.99	-15.01	74	44.21	31.11	13.38	29.71	320	170	P	V
		5350.08	45.64	-8.36	54	30.87	31.1	13.38	29.71	320	170	A	V
Remark	1. No other spurious found. 2. All results are PASS against Peak and Average limit line.												

Band 2 5250~5350MHz

WIFI 802.11a (Harmonic @ 3m)

WIFI Ant. 2	Note	Frequency (MHz)	Level (dBμV/m)	Over Limit (dB)	Limit Line (dBμV/m)	Read Level (dBμV)	Antenna Factor (dB/m)	Path Loss (dB)	Preamp Factor (dB)	Ant Pos (cm)	Table Pos (deg)	Peak Avg. (P/A)	Pol. (H/V)
802.11a CH 52 5260MHz		10520	49.61	-18.59	68.2	46.5	39.8	19.49	56.18	100	0	P	H
		15780	56.26	-17.74	74	51	37.32	23.4	55.46	100	135	P	H
		15780	45.48	-8.52	54	40.22	37.32	23.4	55.46	100	135	A	H
		17966	58.84	-15.16	74	42.1	48.59	25.44	57.29	100	0	P	H
		17966	47.4	-6.6	54	30.66	48.59	25.44	57.29	100	0	A	H
		10520	49.52	-18.68	68.2	46.41	39.8	19.49	56.18	100	0	P	V
		15780	59.47	-14.53	74	54.21	37.32	23.4	55.46	105	160	P	V
		15780	47.47	-6.53	54	42.21	37.32	23.4	55.46	105	160	A	V
		17966	58.54	-15.46	74	41.8	48.59	25.44	57.29	100	0	P	V
		17966	47.57	-6.43	54	30.83	48.59	25.44	57.29	100	0	A	V
802.11a CH 60 5300MHz		10600	49.85	-24.15	74	46.64	39.8	19.53	56.12	100	0	P	H
		15900	47.42	-26.58	74	41.91	37.5	23.49	55.48	100	0	P	H
		18000	59.46	-14.54	74	42.01	49.3	25.45	57.3	100	0	P	H
		18000	47.57	-6.43	54	30.12	49.3	25.45	57.3	100	0	A	H
		10600	48.77	-25.23	74	45.56	39.8	19.53	56.12	100	0	P	V
		15900	54.85	-19.15	74	49.34	37.5	23.49	55.48	100	161	P	V
		15900	43.2	-10.8	54	37.69	37.5	23.49	55.48	100	161	A	V
		17932	59.36	-14.64	74	43.33	47.87	25.43	57.27	100	0	P	V
		17932	47.58	-6.42	54	31.55	47.87	25.43	57.27	100	0	A	V

802.11a CH 64 5320MHz		10640	49.39	-24.61	74	46.13	39.8	19.55	56.09	100	0	P	H
		15960	46.59	-27.41	74	41.23	37.32	23.53	55.49	100	0	P	H
		18000	58.4	-15.6	74	40.95	49.3	25.45	57.3	100	0	P	H
		18000	47.62	-6.38	54	30.17	49.3	25.45	57.3	100	0	A	H
		10640	49.34	-24.66	74	46.08	39.8	19.55	56.09	100	0	P	V
		15960	47.9	-26.1	74	42.54	37.32	23.53	55.49	100	0	P	V
		18000	59.76	-14.24	74	42.31	49.3	25.45	57.3	100	0	P	V
		18000	47.65	-6.35	54	30.2	49.3	25.45	57.3	100	0	A	V
Remark	1. No other spurious found. 2. All results are PASS against Peak and Average limit line.												

Band 2 5250~5350MHz

WIFI 802.11n HT20 (Band Edge @ 3m)

WIFI Ant. 2	Note	Frequency (MHz)	Level (dBμV/m)	Over Limit (dB)	Limit Line (dBμV/m)	Read Level (dBμV)	Antenna Factor (dB/m)	Path Loss (dB)	Preamp Factor (dB)	Ant Pos (cm)	Table Pos (deg)	Peak Avg. (P/A)	Pol. (H/V)
802.11n HT20 CH 52 5260MHz		5149.26	55.18	-18.82	74	40	31.8	13.05	29.67	100	298	P	H
		5149.94	45.21	-8.79	54	30.03	31.8	13.05	29.67	100	298	A	H
	*	5260	109.06	-	-	94.25	31.28	13.22	29.69	100	298	P	H
	*	5260	101.74	-	-	86.93	31.28	13.22	29.69	100	298	A	H
		5373.84	55.18	-18.82	74	40.27	31.2	13.42	29.71	100	298	P	H
		5364.96	45.9	-8.1	54	31.04	31.16	13.41	29.71	100	298	A	H
		5145.18	54.03	-19.97	74	38.86	31.8	13.04	29.67	307	172	P	V
		5143.14	44.18	-9.82	54	29.01	31.8	13.04	29.67	307	172	A	V
	*	5260	105.69	-	-	90.88	31.28	13.22	29.69	307	172	P	V
	*	5260	98.14	-	-	83.33	31.28	13.22	29.69	307	172	A	V
		5358.24	53.79	-20.21	74	38.98	31.13	13.39	29.71	307	172	P	V
		5388.96	43.63	-10.37	54	28.63	31.26	13.45	29.71	307	172	A	V
802.11n HT20 CH 60 5300MHz		5134.3	54.13	-19.87	74	38.97	31.8	13.03	29.67	100	296	P	H
		5133.62	44.36	-9.64	54	29.2	31.8	13.03	29.67	100	296	A	H
	*	5300	109.98	-	-	95.19	31.2	13.29	29.7	100	296	P	H
	*	5300	102.6	-	-	87.81	31.2	13.29	29.7	100	296	A	H
		5351.76	55.9	-18.1	74	41.12	31.11	13.38	29.71	100	296	P	H
		5353.2	46.32	-7.68	54	31.53	31.11	13.39	29.71	100	296	A	H
		5080.92	53.8	-20.2	74	38.78	31.72	12.96	29.66	316	174	P	V
		5091.8	43.67	-10.33	54	28.59	31.77	12.97	29.66	316	174	A	V
	*	5300	105.94	-	-	91.15	31.2	13.29	29.7	316	174	P	V
	*	5300	98.6	-	-	83.81	31.2	13.29	29.7	316	174	A	V
		5394.72	54.53	-19.47	74	39.5	31.28	13.46	29.71	316	174	P	V
		5351.04	44.14	-9.86	54	29.37	31.1	13.38	29.71	316	174	A	V

802.11n HT20 CH 64 5320MHz	*	5320	109.83	-	-	95.04	31.16	13.33	29.7	100	295	P	H
	*	5320	102.43	-	-	87.64	31.16	13.33	29.7	100	295	A	H
		5351.04	61.06	-12.94	74	46.29	31.1	13.38	29.71	100	295	P	H
		5350.08	49.5	-4.5	54	34.73	31.1	13.38	29.71	100	295	A	H
	*	5320	105.82	-	-	91.03	31.16	13.33	29.7	352	177	P	V
	*	5320	98.41	-	-	83.62	31.16	13.33	29.7	352	177	A	V
		5350.4	58.88	-15.12	74	44.11	31.1	13.38	29.71	352	177	P	V
		5351.04	46.07	-7.93	54	31.3	31.1	13.38	29.71	352	177	A	V
Remark	1. No other spurious found. 2. All results are PASS against Peak and Average limit line.												

Band 2 5250~5350MHz

WIFI 802.11n HT20 (Harmonic @ 3m)

WIFI Ant. 2	Note	Frequency (MHz)	Level (dBμV/m)	Over Limit (dB)	Limit Line (dBμV/m)	Read Level (dBμV)	Antenna Factor (dB/m)	Path Loss (dB)	Preamp Factor (dB)	Ant Pos (cm)	Table Pos (deg)	Peak Avg. (P/A)	Pol. (H/V)
802.11n HT20 CH 52 5260MHz		10520	50.03	-18.17	68.2	46.92	39.8	19.49	56.18	100	0	P	H
		15780	56.63	-17.37	74	51.37	37.32	23.4	55.46	102	135	P	H
		15780	44.38	-9.62	54	39.12	37.32	23.4	55.46	102	135	A	H
		17983	59.51	-14.49	74	42.42	48.94	25.44	57.29	100	0	P	H
		17983	47.76	-6.24	54	30.67	48.94	25.44	57.29	100	0	A	H
		10520	48.34	-19.86	68.2	45.23	39.8	19.49	56.18	100	0	P	V
		15780	58.79	-15.21	74	53.53	37.32	23.4	55.46	105	159	P	V
		15780	46.48	-7.52	54	41.22	37.32	23.4	55.46	105	159	A	V
		17966	59.74	-14.26	74	43	48.59	25.44	57.29	100	0	P	V
		17966	47.51	-6.49	54	30.77	48.59	25.44	57.29	100	0	A	V
802.11n HT20 CH 60 5300MHz		10600	49.89	-24.11	74	46.68	39.8	19.53	56.12	100	0	P	H
		15900	47.09	-26.91	74	41.58	37.5	23.49	55.48	100	0	P	H
		17983	59.7	-14.3	74	42.61	48.94	25.44	57.29	100	0	P	H
		17983	47.6	-6.4	54	30.51	48.94	25.44	57.29	100	0	A	H
		10600	48.86	-25.14	74	45.65	39.8	19.53	56.12	100	0	P	V
		15900	53.94	-20.06	74	48.43	37.5	23.49	55.48	100	166	P	V
		15900	42.28	-11.72	54	36.77	37.5	23.49	55.48	100	166	A	V
		17966	60.02	-13.98	74	43.28	48.59	25.44	57.29	100	0	P	V
		17966	47.49	-6.51	54	30.75	48.59	25.44	57.29	100	0	A	V
802.11n HT20 CH 64 5320MHz		10640	48.96	-25.04	74	45.7	39.8	19.55	56.09	100	0	P	H
		15960	47.06	-26.94	74	41.7	37.32	23.53	55.49	100	0	P	H
		18000	59.42	-14.58	74	41.97	49.3	25.45	57.3	100	0	P	H
		18000	47.6	-6.4	54	30.15	49.3	25.45	57.3	100	0	A	H
		10640	49.75	-24.25	74	46.49	39.8	19.55	56.09	100	0	P	V
		15960	47.03	-26.97	74	41.67	37.32	23.53	55.49	100	0	P	V
		17983	58.97	-15.03	74	41.88	48.94	25.44	57.29	100	0	P	V
		17983	47.73	-6.27	54	30.64	48.94	25.44	57.29	100	0	A	V
Remark	1. No other spurious found. 2. All results are PASS against Peak and Average limit line.												

Band 2 5250~5350MHz
WIFI 802.11n HT40 (Band Edge @ 3m)

WIFI Ant. 2	Note	Frequency (MHz)	Level (dBμV/m)	Over Limit (dB)	Limit Line (dBμV/m)	Read Level (dBμV)	Antenna Factor (dB/m)	Path Loss (dB)	Preamp Factor (dB)	Ant Pos (cm)	Table Pos (deg)	Peak Avg. (P/A)	Pol. (H/V)
802.11n HT40 CH 54 5270MHz		5146.88	55.38	-18.62	74	40.21	31.8	13.04	29.67	100	297	P	H
		5116.96	45.59	-8.41	54	30.45	31.8	13.01	29.67	100	297	A	H
	*	5270	106.5	-	-	91.69	31.26	13.24	29.69	100	297	P	H
	*	5270	99.14	-	-	84.33	31.26	13.24	29.69	100	297	A	H
		5362.8	55.69	-18.31	74	40.85	31.15	13.4	29.71	100	297	P	H
		5362.8	46.99	-7.01	54	32.15	31.15	13.4	29.71	100	297	A	H
		5127.5	53.82	-20.18	74	38.67	31.8	13.02	29.67	309	170	P	V
		5089.42	44.83	-9.17	54	29.76	31.76	12.97	29.66	309	170	A	V
	*	5270	102.4	-	-	87.59	31.26	13.24	29.69	309	170	P	V
	*	5270	95.22	-	-	80.41	31.26	13.24	29.69	309	170	A	V
		5414.64	53.38	-20.62	74	38.23	31.39	13.48	29.72	309	170	P	V
		5390.4	44.79	-9.21	54	29.79	31.26	13.45	29.71	309	170	A	V
802.11n HT40 CH 62 5310MHz		5005.44	54.05	-19.95	74	39.32	31.51	12.87	29.65	103	295	P	H
		5102	44.69	-9.31	54	29.57	31.8	12.99	29.67	103	295	A	H
	*	5310	105.1	-	-	90.31	31.18	13.31	29.7	103	295	P	H
	*	5310	98.01	-	-	83.22	31.18	13.31	29.7	103	295	A	H
		5353.2	64.49	-9.51	74	49.7	31.11	13.39	29.71	103	295	P	H
		5351.52	52.23	-1.77	54	37.45	31.11	13.38	29.71	103	295	A	H
		5103.02	53.05	-20.95	74	37.93	31.8	12.99	29.67	300	174	P	V
		5104.72	44.72	-9.28	54	29.6	31.8	12.99	29.67	300	174	A	V
	*	5310	100.5	-	-	85.71	31.18	13.31	29.7	300	174	P	V
	*	5310	93.37	-	-	78.58	31.18	13.31	29.7	300	174	A	V
		5354.64	58.73	-15.27	74	43.93	31.12	13.39	29.71	300	174	P	V
		5350.08	47.97	-6.03	54	33.2	31.1	13.38	29.71	300	174	A	V
Remark	1. No other spurious found. 2. All results are PASS against Peak and Average limit line.												

Band 2 5250~5350MHz

WIFI 802.11n HT40 (Harmonic @ 3m)

WIFI Ant. 2	Note	Frequency (MHz)	Level (dBμV/m)	Over Limit (dB)	Limit Line (dBμV/m)	Read Level (dBμV)	Antenna Factor (dB/m)	Path Loss (dB)	Preamp Factor (dB)	Ant Pos (cm)	Table Pos (deg)	Peak Avg. (P/A)	Pol. (H/V)
802.11n HT40 CH 54 5270MHz		10540	47.72	-20.48	68.2	44.59	39.8	19.5	56.17	100	0	P	H
		15810	46.3	-27.7	74	41.02	37.32	23.42	55.46	100	0	P	H
		17949	59.6	-14.4	74	43.22	48.23	25.43	57.28	100	0	P	H
		17949	47.43	-6.57	54	31.05	48.23	25.43	57.28	100	0	A	H
		10540	48.29	-19.91	68.2	45.16	39.8	19.5	56.17	100	0	P	V
		15810	49.44	-24.56	74	44.16	37.32	23.42	55.46	100	0	P	V
		17881	59.24	-14.76	74	44.24	46.84	25.41	57.25	100	0	P	V
		17881	47.33	-6.67	54	32.33	46.84	25.41	57.25	100	0	A	V
802.11n HT40 CH 62 5310MHz		10620	48.37	-25.63	74	45.13	39.8	19.54	56.1	100	0	P	H
		15930	46.67	-27.33	74	41.24	37.41	23.51	55.49	100	0	P	H
		18000	59.14	-14.86	74	41.69	49.3	25.45	57.3	100	0	P	H
		18000	47.77	-6.23	54	30.32	49.3	25.45	57.3	100	0	A	H
		10620	48.25	-25.75	74	45.01	39.8	19.54	56.1	100	0	P	V
		15930	46.84	-27.16	74	41.41	37.41	23.51	55.49	100	0	P	V
		17966	59.32	-14.68	74	42.58	48.59	25.44	57.29	100	0	P	V
		17966	47.51	-6.49	54	30.77	48.59	25.44	57.29	100	0	A	V
Remark	1. No other spurious found. 2. All results are PASS against Peak and Average limit line.												

Band 2 5250~5350MHz

WIFI 802.11ac VHT80 (Band Edge @ 3m)

WIFI Ant. 2	Note	Frequency (MHz)	Level (dBμV/m)	Over Limit (dB)	Limit Line (dBμV/m)	Read Level (dBμV)	Antenna Factor (dB/m)	Path Loss (dB)	Preamp Factor (dB)	Ant Pos (cm)	Table Pos (deg)	Peak Avg. (P/A)	Pol. (H/V)
802.11ac VHT80 CH 58 5290MHz		5011.56	54.99	-19.01	74	40.25	31.52	12.87	29.65	100	296	P	H
		5143.48	46.67	-7.33	54	31.5	31.8	13.04	29.67	100	296	A	H
	*	5290	98.67	-	-	83.88	31.22	13.27	29.7	100	296	P	H
	*	5290	91.38	-	-	76.59	31.22	13.27	29.7	100	296	A	H
		5350.08	59.51	-14.49	74	44.74	31.1	13.38	29.71	100	296	P	H
		5350.56	53.27	-0.73	54	38.5	31.1	13.38	29.71	100	296	A	H
		5116.62	54.63	-19.37	74	39.49	31.8	13.01	29.67	357	177	P	V
		5138.04	46.83	-7.17	54	31.67	31.8	13.03	29.67	357	177	A	V
	*	5290	94.5	-	-	79.71	31.22	13.27	29.7	357	177	P	V
	*	5290	87.6	-	-	72.81	31.22	13.27	29.7	357	177	A	V
		5403.84	56.01	-17.99	74	40.93	31.32	13.47	29.71	357	177	P	V
		5350.08	47.85	-6.15	54	33.08	31.1	13.38	29.71	357	177	A	V
Remark	1. No other spurious found. 2. All results are PASS against Peak and Average limit line.												

Band 2 5250~5350MHz

WIFI 802.11ac VHT80 (Harmonic @ 3m)

WIFI Ant. 2	Note	Frequency (MHz)	Level (dBμV/m)	Over Limit (dB)	Limit Line (dBμV/m)	Read Level (dBμV)	Antenna Factor (dB/m)	Path Loss (dB)	Preamp Factor (dB)	Ant Pos (cm)	Table Pos (deg)	Peak Avg. (P/A)	Pol. (H/V)
802.11ac VHT80 CH 58 5290MHz		10580	48.19	-20.01	68.2	45.01	39.8	19.52	56.14	100	0	P	H
		15870	46.35	-27.65	74	40.91	37.44	23.47	55.47	100	0	P	H
		18000	58.81	-15.19	74	41.36	49.3	25.45	57.3	100	0	P	H
		18000	47.63	-6.37	54	30.18	49.3	25.45	57.3	100	0	A	H
		10580	48.41	-19.79	68.2	45.23	39.8	19.52	56.14	100	0	P	V
		15870	45.94	-28.06	74	40.5	37.44	23.47	55.47	100	0	P	V
		18000	59.02	-14.98	74	41.57	49.3	25.45	57.3	100	0	P	V
		18000	47.66	-6.34	54	30.21	49.3	25.45	57.3	100	0	A	V
Remark	1. No other spurious found. 2. All results are PASS against Peak and Average limit line.												

Band 3 - 5470~5725MHz

WIFI 802.11a (Band Edge @ 3m)

WIFI Ant. 2	Note	Frequency (MHz)	Level (dBμV/m)	Over Limit (dB)	Limit Line (dBμV/m)	Read Level (dBμV)	Antenna Factor (dB/m)	Path Loss (dB)	Preamp Factor (dB)	Ant Pos (cm)	Table Pos (deg)	Peak Avg. (P/A)	Pol. (H/V)
802.11a CH 100 5500MHz		5457.36	59.73	-14.27	74	44.32	31.61	13.52	29.72	100	293	P	H
		5469.36	64.17	-4.03	68.2	48.73	31.64	13.53	29.73	100	293	P	H
		5460	45.2	-8.8	54	29.78	31.62	13.52	29.72	100	293	A	H
	*	5500	109.78	-	-	94.25	31.7	13.56	29.73	100	293	P	H
	*	5500	102.19	-	-	86.66	31.7	13.56	29.73	100	293	A	H
		5412.88	54.8	-19.2	74	39.66	31.38	13.48	29.72	331	178	P	V
		5468.88	58.86	-9.34	68.2	43.42	31.64	13.53	29.73	331	178	P	V
		5459.92	42.72	-11.28	54	27.3	31.62	13.52	29.72	331	178	A	V
	*	5500	103.41	-	-	87.88	31.7	13.56	29.73	331	178	P	V
	*	5500	95.38	-	-	79.85	31.7	13.56	29.73	331	178	A	V
802.11a CH 116 5580MHz		5448.4	55.46	-18.54	74	40.08	31.59	13.51	29.72	100	296	P	H
		5466.64	53.92	-14.28	68.2	38.48	31.63	13.53	29.72	100	296	P	H
		5456.56	43.06	-10.94	54	27.65	31.61	13.52	29.72	100	296	A	H
	*	5580	110.28	-	-	94.76	31.66	13.62	29.76	100	296	P	H
	*	5580	103.07	-	-	87.55	31.66	13.62	29.76	100	296	A	H
		5755.865	55.24	-12.96	68.2	39.29	32	13.78	29.83	100	296	P	H
		5394.16	54.54	-19.46	74	39.51	31.28	13.46	29.71	336	178	P	V
		5465.44	52.29	-15.91	68.2	36.85	31.63	13.53	29.72	336	178	P	V
		5456.8	42.11	-11.89	54	26.7	31.61	13.52	29.72	336	178	A	V
	*	5580	102.87	-	-	87.35	31.66	13.62	29.76	336	178	P	V
	*	5580	95.63	-	-	80.11	31.66	13.62	29.76	336	178	A	V
		5745.47	54.05	-14.15	68.2	38.13	31.97	13.77	29.82	336	178	P	V

802.11a CH 140 5700MHz	*	5700	109.56	-	-	93.94	31.7	13.73	29.81	101	296	P	H
	*	5700	102.04	-	-	86.42	31.7	13.73	29.81	101	296	A	H
		5725.72	66.16	-2.04	68.2	50.38	31.85	13.75	29.82	101	296	P	H
	*	5700	102.73	-	-	87.11	31.7	13.73	29.81	400	341	P	V
	*	5700	95.38	-	-	79.76	31.7	13.73	29.81	400	341	A	V
		5725.32	60.22	-7.98	68.2	44.44	31.85	13.75	29.82	400	341	P	V
Remark	1. No other spurious found. 2. All results are PASS against Peak and Average limit line.												

Band 3 - 5470~5725MHz

WIFI 802.11a (Harmonic @ 3m)

WIFI Ant. 2	Note	Frequency (MHz)	Level (dBμV/m)	Over Limit (dB)	Limit Line (dBμV/m)	Read Level (dBμV)	Antenna Factor (dB/m)	Path Loss (dB)	Preamp Factor (dB)	Ant Pos (cm)	Table Pos (deg)	Peak Avg. (P/A)	Pol. (H/V)
802.11a CH 100 5500MHz		11000	62.74	-11.26	74	58.69	40.1	19.75	55.8	101	240	P	H
		11000	51.97	-2.03	54	47.92	40.1	19.75	55.8	101	240	A	H
		16500	48.89	-19.31	68.2	41.27	39	24.32	55.7	100	0	P	H
		18000	59.39	-14.61	74	41.94	49.3	25.45	57.3	100	0	P	H
		18000	47.71	-6.29	54	30.26	49.3	25.45	57.3	100	0	A	H
		11000	56.86	-17.14	74	52.81	40.1	19.75	55.8	398	230	P	V
		11000	45.49	-8.51	54	41.44	40.1	19.75	55.8	398	230	A	V
		16500	49.14	-19.06	68.2	41.52	39	24.32	55.7	100	0	P	V
		18000	58.68	-15.32	74	41.23	49.3	25.45	57.3	100	0	P	V
		18000	47.75	-6.25	54	30.3	49.3	25.45	57.3	100	0	A	V
802.11a CH 116 5580MHz		11160	59.52	-14.48	74	55.53	39.82	19.87	55.7	100	242	P	H
		11160	48.8	-5.2	54	44.81	39.82	19.87	55.7	100	242	A	H
		16740	50.5	-17.7	68.2	42.11	39.74	24.69	56.04	100	0	P	H
		17983	59.99	-14.01	74	42.9	48.94	25.44	57.29	100	0	P	H
		17983	47.59	-6.41	54	30.5	48.94	25.44	57.29	100	0	A	H
		11160	52.77	-21.23	74	48.78	39.82	19.87	55.7	363	207	P	V
		11160	42.03	-11.97	54	38.04	39.82	19.87	55.7	363	207	A	V
		16740	50.17	-18.03	68.2	41.78	39.74	24.69	56.04	100	0	P	V
		17966	59.87	-14.13	74	43.13	48.59	25.44	57.29	100	0	P	V
		17966	47.42	-6.58	54	30.68	48.59	25.44	57.29	100	0	A	V

802.11a CH 140 5700MHz		11400	60	-14	74	55.52	40	20.04	55.56	100	235	P	H
		11400	49.03	-4.97	54	44.55	40	20.04	55.56	100	235	A	H
		17100	51.12	-17.08	68.2	42.15	40.4	25.11	56.54	100	0	P	H
		17868	57.37	-16.63	74	42.62	46.59	25.41	57.25	100	0	P	H
		17868	46.87	-7.13	54	32.12	46.59	25.41	57.25	100	0	A	H
		11400	52.38	-21.62	74	47.9	40	20.04	55.56	344	202	P	V
		11400	42.6	-11.4	54	38.12	40	20.04	55.56	344	202	A	V
		17100	51.53	-16.67	68.2	42.56	40.4	25.11	56.54	100	0	P	V
		17868	57.61	-16.39	74	42.86	46.59	25.41	57.25	100	0	P	V
		17868	46.62	-7.38	54	31.87	46.59	25.41	57.25	100	0	A	V
Remark	1. No other spurious found. 2. All results are PASS against Peak and Average limit line.												

Band 3 - 5470~5725MHz

WIFI 802.11n HT20 (Band Edge @ 3m)

WIFI Ant. 2	Note	Frequency (MHz)	Level (dBμV/m)	Over Limit (dB)	Limit Line (dBμV/m)	Read Level (dBμV)	Antenna Factor (dB/m)	Path Loss (dB)	Preamp Factor (dB)	Ant Pos (cm)	Table Pos (deg)	Peak Avg. (P/A)	Pol. (H/V)
802.11n HT20 CH 100 5500MHz		5458.48	60.77	-13.23	74	45.35	31.62	13.52	29.72	100	295	P	H
		5466.8	63.24	-4.96	68.2	47.8	31.63	13.53	29.72	100	295	P	H
		5457.68	46.17	-7.83	54	30.75	31.62	13.52	29.72	100	295	A	H
	*	5500	108.76	-	-	93.23	31.7	13.56	29.73	100	295	P	H
	*	5500	101.42	-	-	85.89	31.7	13.56	29.73	100	295	A	H
		5459.6	57.1	-16.9	74	41.68	31.62	13.52	29.72	346	179	P	V
		5466.64	55.69	-12.51	68.2	40.25	31.63	13.53	29.72	346	179	P	V
		5395.76	44.26	-9.74	54	29.23	31.28	13.46	29.71	346	179	A	V
	*	5500	102.27	-	-	86.74	31.7	13.56	29.73	346	179	P	V
	*	5500	94.98	-	-	79.45	31.7	13.56	29.73	346	179	A	V
802.11n HT20 CH 116 5580MHz		5411.92	55.05	-18.95	74	39.92	31.37	13.48	29.72	100	291	P	H
		5464.24	53.31	-14.89	68.2	37.88	31.63	13.52	29.72	100	291	P	H
		5451.28	44.48	-9.52	54	29.09	31.6	13.51	29.72	100	291	A	H
	*	5580	109.97	-	-	94.45	31.66	13.62	29.76	100	291	P	H
	*	5580	102.76	-	-	87.24	31.66	13.62	29.76	100	291	A	H
		5737.595	55.26	-12.94	68.2	39.39	31.93	13.76	29.82	100	291	P	H
		5438.32	54.94	-19.06	74	39.63	31.53	13.5	29.72	325	167	P	V
		5467.12	53.18	-15.02	68.2	37.74	31.63	13.53	29.72	325	167	P	V
		5433.52	43.46	-10.54	54	28.18	31.5	13.5	29.72	325	167	A	V
	*	5580	103.26	-	-	87.74	31.66	13.62	29.76	325	167	P	V
	*	5580	96.05	-	-	80.53	31.66	13.62	29.76	325	167	A	V
		5737.91	53.45	-14.75	68.2	37.58	31.93	13.76	29.82	325	167	P	V

802.11n HT20 CH 140 5700MHz	*	5700	109.01	-	-	93.39	31.7	13.73	29.81	100	299	P	H
	*	5700	101.75	-	-	86.13	31.7	13.73	29.81	100	299	A	H
		5725.56	67.22	-0.98	68.2	51.44	31.85	13.75	29.82	100	299	P	H
	*	5700	97.84	-	-	82.22	31.7	13.73	29.81	332	150	P	V
	*	5700	90.53	-	-	74.91	31.7	13.73	29.81	332	150	A	V
		5725.16	56.12	-12.08	68.2	40.34	31.85	13.75	29.82	332	150	P	V
Remark	1. No other spurious found. 2. All results are PASS against Peak and Average limit line.												

Band 3 - 5470~5725MHz

WIFI 802.11n HT20 (Harmonic @ 3m)

WIFI Ant. 2	Note	Frequency (MHz)	Level (dBμV/m)	Over Limit (dB)	Limit Line (dBμV/m)	Read Level (dBμV)	Antenna Factor (dB/m)	Path Loss (dB)	Preamp Factor (dB)	Ant Pos (cm)	Table Pos (deg)	Peak Avg. (P/A)	Pol. (H/V)
802.11n HT20 CH 100 5500MHz		11000	62.99	-11.01	74	58.94	40.1	19.75	55.8	100	239	P	H
		11000	52.16	-1.84	54	48.11	40.1	19.75	55.8	100	239	A	H
		16500	49.29	-18.91	68.2	41.67	39	24.32	55.7	100	0	P	H
		17703	55.79	-18.21	74	43.3	44.33	25.34	57.18	100	0	P	H
		17703	44.76	-9.24	54	32.27	44.33	25.34	57.18	100	0	A	H
		11000	54.14	-19.86	74	50.09	40.1	19.75	55.8	361	206	P	V
		11000	45.18	-8.82	54	41.13	40.1	19.75	55.8	361	206	A	V
		16500	50.09	-18.11	68.2	42.47	39	24.32	55.7	100	0	P	V
		17725	56.25	-17.75	74	43.54	44.55	25.35	57.19	100	0	P	V
		17725	45.85	-8.15	54	33.14	44.55	25.35	57.19	100	0	A	V
802.11n HT20 CH 116 5580MHz		11160	59.3	-14.7	74	55.31	39.82	19.87	55.7	100	240	P	H
		11160	48.98	-5.02	54	44.99	39.82	19.87	55.7	100	240	A	H
		16740	51.03	-17.17	68.2	42.64	39.74	24.69	56.04	100	0	P	H
		17736	55.73	-18.27	74	42.91	44.66	25.35	57.19	100	0	P	H
		17736	45.37	-8.63	54	32.55	44.66	25.35	57.19	100	0	A	H
		11160	51.1	-22.9	74	47.11	39.82	19.87	55.7	364	205	P	V
		11160	42.12	-11.88	54	38.13	39.82	19.87	55.7	364	205	A	V
		16740	50.53	-17.67	68.2	42.14	39.74	24.69	56.04	100	0	P	V
		17780	56.49	-17.51	74	43.23	45.1	25.37	57.21	100	0	P	V
		17780	46.27	-7.73	54	33.01	45.1	25.37	57.21	100	0	A	V

802.11n HT20 CH 140 5700MHz		11400	60.08	-13.92	74	55.6	40	20.04	55.56	100	238	P	H
		11400	50.2	-3.8	54	45.72	40	20.04	55.56	100	238	A	H
		17100	50.65	-17.55	68.2	41.68	40.4	25.11	56.54	100	0	P	H
		17703	55.8	-18.2	74	43.31	44.33	25.34	57.18	100	0	P	H
		17703	45.43	-8.57	54	32.94	44.33	25.34	57.18	100	0	A	H
		11400	54.05	-19.95	74	49.57	40	20.04	55.56	382	205	P	V
		11400	43.26	-10.74	54	38.78	40	20.04	55.56	382	205	A	V
		17100	51.63	-16.57	68.2	42.66	40.4	25.11	56.54	100	0	P	V
		17703	55.82	-18.18	74	43.33	44.33	25.34	57.18	100	0	P	V
		17703	45.36	-8.64	54	32.87	44.33	25.34	57.18	100	0	A	V
Remark	1. No other spurious found. 2. All results are PASS against Peak and Average limit line.												

Band 3 - 5470~5725MHz

WIFI 802.11n HT40 (Band Edge @ 3m)

WIFI Ant. 2	Note	Frequency (MHz)	Level (dBμV/m)	Over Limit (dB)	Limit Line (dBμV/m)	Read Level (dBμV)	Antenna Factor (dB/m)	Path Loss (dB)	Preamp Factor (dB)	Ant Pos (cm)	Table Pos (deg)	Peak Avg. (P/A)	Pol. (H/V)
802.11n HT40 CH 102 5510MHz		5459.44	61.33	-12.67	74	45.91	31.62	13.52	29.72	100	292	P	H
		5468.32	65.52	-2.68	68.2	50.07	31.64	13.53	29.72	100	292	P	H
		5459.44	52.18	-1.82	54	36.76	31.62	13.52	29.72	100	292	A	H
	*	5510	105.16	-	-	89.65	31.68	13.56	29.73	100	292	P	H
	*	5510	98.07	-	-	82.56	31.68	13.56	29.73	100	292	A	H
		5738.54	53.54	-14.66	68.2	37.67	31.93	13.76	29.82	100	292	P	H
		5449.36	54.58	-19.42	74	39.19	31.6	13.51	29.72	364	180	P	V
		5469.76	58.53	-9.67	68.2	43.09	31.64	13.53	29.73	364	180	P	V
		5458.48	46.05	-7.95	54	30.63	31.62	13.52	29.72	364	180	A	V
	*	5510	98.62	-	-	83.11	31.68	13.56	29.73	364	180	P	V
	*	5510	91.31	-	-	75.8	31.68	13.56	29.73	364	180	A	V
		5742.005	53.09	-15.11	68.2	37.19	31.95	13.77	29.82	364	180	P	V
802.11n HT40 CH 110 5550MHz		5449.12	54	-20	74	38.62	31.59	13.51	29.72	100	289	P	H
		5469.28	54.39	-13.81	68.2	38.95	31.64	13.53	29.73	100	289	P	H
		5456.56	45.34	-8.66	54	29.93	31.61	13.52	29.72	100	289	A	H
	*	5550	105.78	-	-	90.33	31.6	13.6	29.75	100	289	P	H
	*	5550	99.21	-	-	83.76	31.6	13.6	29.75	100	289	A	H
		5754.92	54.23	-13.97	68.2	38.28	32	13.78	29.83	100	289	P	H
		5444.32	54.69	-19.31	74	39.33	31.57	13.51	29.72	312	166	P	V
		5464.72	52.82	-15.38	68.2	37.38	31.63	13.53	29.72	312	166	P	V
		5440.24	44.36	-9.64	54	29.04	31.54	13.5	29.72	312	166	A	V
	*	5550	98.85	-	-	83.4	31.6	13.6	29.75	312	166	P	V
	*	5550	91.86	-	-	76.41	31.6	13.6	29.75	312	166	A	V
		5752.085	54.87	-13.33	68.2	38.92	32	13.78	29.83	312	166	P	V

802.11n HT40 CH 134 5670MHz		5411.95	53.42	-20.58	74	38.29	31.37	13.48	29.72	100	298	P	H
		5463.4	52.28	-15.92	68.2	36.85	31.63	13.52	29.72	100	298	P	H
		5414.75	44.31	-9.69	54	29.16	31.39	13.48	29.72	100	298	A	H
	*	5670	107.14	-	-	91.59	31.64	13.7	29.79	100	298	P	H
	*	5670	100	-	-	84.45	31.64	13.7	29.79	100	298	A	H
		5725	65.12	-3.08	68.2	49.34	31.85	13.75	29.82	100	298	P	V
		5429.1	54.74	-19.26	74	39.5	31.47	13.49	29.72	400	18	P	V
		5469	53.63	-14.57	68.2	38.19	31.64	13.53	29.73	400	18	P	V
		5402.85	43.97	-10.03	54	28.89	31.32	13.47	29.71	400	18	A	V
	*	5670	99.42	-	-	83.87	31.64	13.7	29.79	400	18	P	V
Remark	1. No other spurious found. 2. All results are PASS against Peak and Average limit line.												

Band 3 - 5470~5725MHz

WIFI 802.11n HT40 (Harmonic @ 3m)

WIFI Ant. 2	Note	Frequency (MHz)	Level (dBμV/m)	Over Limit (dB)	Limit Line (dBμV/m)	Read Level (dBμV)	Antenna Factor (dB/m)	Path Loss (dB)	Preamp Factor (dB)	Ant Pos (cm)	Table Pos (deg)	Peak Avg. (P/A)	Pol. (H/V)
802.11n HT40 CH 102 5510MHz		11020	59.64	-14.36	74	55.59	40.08	19.76	55.79	100	239	P	H
		11020	49.73	-4.27	54	45.68	40.08	19.76	55.79	100	239	A	H
		16530	49.08	-19.12	68.2	41.34	39.12	24.36	55.74	100	0	P	H
		17835	56.44	-17.56	74	42.32	45.97	25.38	57.23	100	0	P	H
		17835	47.65	-6.35	54	33.53	45.97	25.38	57.23	100	0	A	H
		11020	51.55	-22.45	74	47.5	40.08	19.76	55.79	359	206	P	V
		11020	43.25	-10.75	54	39.2	40.08	19.76	55.79	359	206	A	V
		16530	48.01	-20.19	68.2	40.27	39.12	24.36	55.74	100	0	P	V
		17813	56.82	-17.18	74	43.12	45.55	25.38	57.23	100	0	P	V
		17813	46.83	-7.17	54	33.13	45.55	25.38	57.23	100	0	A	V
802.11n HT40 CH 110 5550MHz		11100	56.52	-17.48	74	52.44	40	19.82	55.74	101	239	P	H
		11100	48.7	-5.3	54	44.62	40	19.82	55.74	101	239	A	H
		16650	49.03	-19.17	68.2	40.95	39.45	24.54	55.91	100	0	P	H
		17769	56.4	-17.6	74	43.26	44.99	25.36	57.21	100	0	P	H
		17769	47.02	-6.98	54	33.88	44.99	25.36	57.21	100	0	A	H
		11100	49.8	-24.2	74	45.72	40	19.82	55.74	100	0	P	V
		16650	48.81	-19.39	68.2	40.73	39.45	24.54	55.91	100	0	P	V
		17780	56.74	-17.26	74	43.48	45.1	25.37	57.21	100	0	P	V
		17780	46.13	-7.87	54	32.87	45.1	25.37	57.21	100	0	A	V

802.11n HT40 CH 134 5670MHz		11340	56.64	-17.36	74	52.42	39.82	20	55.6	100	237	P	H
		11340	49.04	-4.96	54	44.82	39.82	20	55.6	100	237	A	H
		17010	50.34	-17.86	68.2	41.18	40.49	25.08	56.41	100	0	P	H
		17780	56.63	-17.37	74	43.37	45.1	25.37	57.21	100	0	P	H
		17780	46.39	-7.61	54	33.13	45.1	25.37	57.21	100	0	A	H
		11340	51.02	-22.98	74	46.8	39.82	20	55.6	360	198	P	V
		11340	41.86	-12.14	54	37.64	39.82	20	55.6	360	198	A	V
		17010	50.68	-17.52	68.2	41.52	40.49	25.08	56.41	100	0	P	V
		17802	56.32	-17.68	74	42.83	45.34	25.37	57.22	100	0	P	V
		17802	46.43	-7.57	54	32.94	45.34	25.37	57.22	100	0	A	V
Remark	1. No other spurious found. 2. All results are PASS against Peak and Average limit line.												

Band 3 - 5470~5725MHz

WIFI 802.11ac VHT80 (Band Edge @ 3m)

WIFI Ant. 2	Note	Frequency (MHz)	Level (dBμV/m)	Over Limit (dB)	Limit Line (dBμV/m)	Read Level (dBμV)	Antenna Factor (dB/m)	Path Loss (dB)	Preamp Factor (dB)	Ant Pos (cm)	Table Pos (deg)	Peak Avg. (P/A)	Pol. (H/V)
802.11ac VHT80 CH 106 5530MHz		5459.92	58.94	-15.06	74	43.52	31.62	13.52	29.72	100	287	P	H
		5468.56	60.86	-7.34	68.2	45.41	31.64	13.53	29.72	100	287	P	H
		5458.24	52.34	-1.66	54	36.92	31.62	13.52	29.72	100	287	A	H
	*	5530	98.13	-	-	82.65	31.64	13.58	29.74	100	287	P	H
	*	5530	91	-	-	75.52	31.64	13.58	29.74	100	287	A	H
		5748.935	54.55	-13.65	68.2	38.61	31.99	13.77	29.82	100	287	P	H
		5459.68	53.97	-20.03	74	38.55	31.62	13.52	29.72	312	168	P	V
		5462.08	56.11	-12.09	68.2	40.69	31.62	13.52	29.72	312	168	P	V
		5458.48	47.64	-6.36	54	32.22	31.62	13.52	29.72	312	168	A	V
	*	5530	91.62	-	-	76.14	31.64	13.58	29.74	312	168	P	V
	*	5530	84.28	-	-	68.8	31.64	13.58	29.74	312	168	A	V
		5732.24	53.99	-14.21	68.2	38.16	31.89	13.76	29.82	312	168	P	V
802.11ac VHT80 CH 122 5610MHz		5417.9	54.6	-19.4	74	39.42	31.41	13.49	29.72	100	298	P	H
		5462.7	53.54	-14.66	68.2	38.11	31.63	13.52	29.72	100	298	P	H
		5459.55	47.39	-6.61	54	31.97	31.62	13.52	29.72	100	298	A	H
	*	5610	103.95	-	-	88.39	31.68	13.65	29.77	100	298	P	H
	*	5610	96.85	-	-	81.29	31.68	13.65	29.77	100	298	A	H
		5725	55.91	-12.29	68.2	40.13	31.85	13.75	29.82	100	298	P	H
		5402.85	53.65	-20.35	74	38.57	31.32	13.47	29.71	303	167	P	V
		5468.3	53.56	-14.64	68.2	38.11	31.64	13.53	29.72	303	167	P	V
		5400.05	46.38	-7.62	54	31.32	31.3	13.47	29.71	303	167	A	V
	*	5610	95.97	-	-	80.41	31.68	13.65	29.77	303	167	P	V
	*	5610	88.71	-	-	73.15	31.68	13.65	29.77	303	167	A	V
		5757.3	53.68	-14.52	68.2	37.73	32	13.78	29.83	303	167	P	V
Remark	1. No other spurious found. 2. All results are PASS against Peak and Average limit line.												

Band 3 5470~5725MHz

WIFI 802.11ac VHT80 (Harmonic @ 3m)

WIFI Ant. 2	Note	Frequency (MHz)	Level (dBμV/m)	Over Limit (dB)	Limit Line (dBμV/m)	Read Level (dBμV)	Antenna Factor (dB/m)	Path Loss (dB)	Preamp Factor (dB)	Ant Pos (cm)	Table Pos (deg)	Peak Avg. (P/A)	Pol. (H/V)
802.11ac VHT80 CH 106 5530MHz		11060	49.45	-24.55	74	45.38	40.04	19.79	55.76	100	0	P	H
		16590	48.76	-19.44	68.2	40.78	39.36	24.45	55.83	100	0	P	H
		17879	58.36	-15.64	74	43.4	46.8	25.41	57.25	100	0	P	H
		17879	49.26	-4.74	54	34.3	46.8	25.41	57.25	100	0	A	H
		11060	49.2	-24.8	74	45.13	40.04	19.79	55.76	100	0	P	V
		16590	50.01	-18.19	68.2	42.03	39.36	24.45	55.83	100	0	P	V
		17879	57.52	-16.48	74	42.56	46.8	25.41	57.25	100	0	P	V
		17879	48.83	-5.17	54	33.87	46.8	25.41	57.25	100	0	A	V
802.11ac VHT80 CH 122 5610MHz		11220	53.87	-20.13	74	49.93	39.7	19.91	55.67	100	238	P	H
		11220	47.58	-6.42	54	43.64	39.7	19.91	55.67	100	238	A	H
		16830	52.47	-15.73	68.2	43.56	40.25	24.82	56.16	100	0	P	H
		17879	58.34	-15.66	74	43.38	46.8	25.41	57.25	100	0	P	H
		17879	49	-5	54	34.04	46.8	25.41	57.25	100	0	A	H
		11220	49.88	-24.12	74	45.94	39.7	19.91	55.67	100	0	P	V
		16830	50.68	-17.52	68.2	41.77	40.25	24.82	56.16	100	0	P	V
		17879	57.96	-16.04	74	43	46.8	25.41	57.25	100	0	P	V
		17879	48.94	-5.06	54	33.98	46.8	25.41	57.25	100	0	A	V
Remark	1. No other spurious found. 2. All results are PASS against Peak and Average limit line.												

Band 3 - Straddle Channel

WIFI 802.11a (Band Edge @ 3m)

WIFI Ant. 2	Note	Frequency (MHz)	Level (dBμV/m)	Over Limit (dB)	Limit Line (dBμV/m)	Read Level (dBμV)	Antenna Factor (dB/m)	Path Loss (dB)	Preamp Factor (dB)	Ant Pos (cm)	Table Pos (deg)	Peak Avg. (P/A)	Pol. (H/V)
802.11a CH 144 5720MHz		5393.29	54.97	-19.03	74	39.95	31.27	13.46	29.71	101	297	P	H
		5461.93	54.47	-13.73	68.2	39.05	31.62	13.52	29.72	101	297	P	H
		5456.86	42.12	-11.88	54	26.71	31.61	13.52	29.72	101	297	A	H
	*	5720	110.75	-	-	94.99	31.82	13.75	29.81	101	297	P	H
	*	5720	102.76	-	-	87	31.82	13.75	29.81	101	297	A	H
		5923.75	58.03	-10.17	68.2	41.86	32.25	13.81	29.89	101	297	P	H
		5393.29	55.12	-18.88	74	40.1	31.27	13.46	29.71	400	342	P	V
		5467	53.89	-14.31	68.2	38.45	31.63	13.53	29.72	400	342	P	V
		5452.96	41.93	-12.07	54	26.52	31.61	13.52	29.72	400	342	A	V
	*	5720	103.97	-	-	88.21	31.82	13.75	29.81	400	342	P	V
	*	5720	96.62	-	-	80.86	31.82	13.75	29.81	400	342	A	V
		5890	56.6	-11.6	68.2	40.49	32.18	13.81	29.88	400	342	P	V
Remark	1. No other spurious found. 2. All results are PASS against Peak and Average limit line.												

Band 3 - Straddle Channel

WIFI 802.11a (Harmonic @ 3m)

WIFI Ant. 2	Note	Frequency (MHz)	Level (dBμV/m)	Over Limit (dB)	Limit Line (dBμV/m)	Read Level (dBμV)	Antenna Factor (dB/m)	Path Loss (dB)	Preamp Factor (dB)	Ant Pos (cm)	Table Pos (deg)	Peak Avg. (P/A)	Pol. (H/V)
802.11a CH 144 5720MHz		11440	59.43	-14.57	74	54.94	39.96	20.07	55.54	101	236	P	H
		11440	48.54	-5.46	54	44.05	39.96	20.07	55.54	101	236	A	H
		17160	51.33	-16.87	68.2	42.18	40.64	25.13	56.62	100	0	P	H
		17769	57.06	-16.94	74	43.92	44.99	25.36	57.21	100	0	P	H
		17769	45.34	-8.66	54	32.2	44.99	25.36	57.21	100	0	A	H
		11440	52.44	-21.56	74	47.95	39.96	20.07	55.54	380	203	P	V
		11440	42.3	-11.7	54	37.81	39.96	20.07	55.54	380	203	A	V
		17160	51.89	-16.31	68.2	42.74	40.64	25.13	56.62	100	0	P	V
		17824	56.65	-17.35	74	42.74	45.76	25.38	57.23	100	0	P	V
		17824	45.7	-8.3	54	31.79	45.76	25.38	57.23	100	0	A	V
Remark	1. No other spurious found. 2. All results are PASS against Peak and Average limit line.												

Band 3 - Straddle Channel

WIFI 802.11n HT20 (Band Edge @ 3m)

WIFI Ant. 2	Note	Frequency (MHz)	Level (dBμV/m)	Over Limit (dB)	Limit Line (dBμV/m)	Read Level (dBμV)	Antenna Factor (dB/m)	Path Loss (dB)	Preamp Factor (dB)	Ant Pos (cm)	Table Pos (deg)	Peak Avg. (P/A)	Pol. (H/V)
802.11n HT20 CH 144 5720MHz		5368.33	53.5	-20.5	74	38.63	31.17	13.41	29.71	101	302	P	H
		5464.66	52.64	-15.56	68.2	37.21	31.63	13.52	29.72	101	302	P	H
		5455.69	42.96	-11.04	54	27.55	31.61	13.52	29.72	101	302	A	H
	*	5720	109.22	-	-	93.46	31.82	13.75	29.81	101	302	P	H
	*	5720	102.03	-	-	86.27	31.82	13.75	29.81	101	302	A	H
		5880.25	56.14	-12.06	68.2	40.04	32.16	13.81	29.87	101	302	P	H
		5416.3	54.96	-19.04	74	39.8	31.4	13.48	29.72	400	335	P	V
		5468.95	52.52	-15.68	68.2	37.08	31.64	13.53	29.73	400	335	P	V
		5443.21	43.12	-10.88	54	27.77	31.56	13.51	29.72	400	335	A	V
	*	5720	102.92	-	-	87.16	31.82	13.75	29.81	400	335	P	V
	*	5720	95.66	-	-	79.9	31.82	13.75	29.81	400	335	A	V
		5939	55.58	-12.62	68.2	39.39	32.28	13.81	29.9	400	335	P	V
Remark	1. No other spurious found. 2. All results are PASS against Peak and Average limit line.												

Band 3 - Straddle Channel

WIFI 802.11n HT20 (Harmonic @ 3m)

WIFI Ant. 2	Note	Frequency (MHz)	Level (dBμV/m)	Over Limit (dB)	Limit Line (dBμV/m)	Read Level (dBμV)	Antenna Factor (dB/m)	Path Loss (dB)	Preamp Factor (dB)	Ant Pos (cm)	Table Pos (deg)	Peak Avg. (P/A)	Pol. (H/V)
802.11n HT20 CH 144 5720MHz		11440	58	-16	74	53.51	39.96	20.07	55.54	101	237	P	H
		11440	48.24	-5.76	54	43.75	39.96	20.07	55.54	101	237	A	H
		17160	51.41	-16.79	68.2	42.26	40.64	25.13	56.62	100	0	P	H
		17780	55.39	-18.61	74	42.13	45.1	25.37	57.21	100	0	P	H
		17780	45.82	-8.18	54	32.56	45.1	25.37	57.21	100	0	A	H
		11440	49.28	-24.72	74	44.79	39.96	20.07	55.54	100	0	P	V
		17160	51.5	-16.7	68.2	42.35	40.64	25.13	56.62	100	0	P	V
		17703	56.27	-17.73	74	43.78	44.33	25.34	57.18	100	0	P	V
		17703	45.5	-8.5	54	33.01	44.33	25.34	57.18	100	0	A	V
Remark	1. No other spurious found. 2. All results are PASS against Peak and Average limit line.												

Band 3 - Straddle Channel

WIFI 802.11n HT40 (Band Edge @ 3m)

WIFI Ant. 2	Note	Frequency (MHz)	Level (dBμV/m)	Over Limit (dB)	Limit Line (dBμV/m)	Read Level (dBμV)	Antenna Factor (dB/m)	Path Loss (dB)	Preamp Factor (dB)	Ant Pos (cm)	Table Pos (deg)	Peak Avg. (P/A)	Pol. (H/V)
802.11n HT40 CH 142 5710MHz		5458.81	53.86	-20.14	74	38.44	31.62	13.52	29.72	100	298	P	H
		5470	52.48	-15.72	68.2	37.04	31.64	13.53	29.73	100	298	P	H
		5405.38	44.56	-9.44	54	29.47	31.33	13.47	29.71	100	298	A	H
	*	5710	106.74	-	-	91.05	31.76	13.74	29.81	100	298	P	H
	*	5710	99.66	-	-	83.97	31.76	13.74	29.81	100	298	A	H
		5904.5	55.62	-12.58	68.2	39.48	32.21	13.81	29.88	100	298	P	H
		5379.25	53.96	-20.04	74	39.02	31.22	13.43	29.71	391	18	P	V
		5470	51.97	-16.23	68.2	36.53	31.64	13.53	29.73	391	18	P	V
		5452.96	44.39	-9.61	54	28.98	31.61	13.52	29.72	391	18	A	V
	*	5710	99.88	-	-	84.19	31.76	13.74	29.81	391	18	P	V
	*	5710	92.83	-	-	77.14	31.76	13.74	29.81	391	18	A	V
		5948.5	55.66	-12.54	68.2	39.45	32.3	13.81	29.9	391	18	P	V
Remark	1. No other spurious found. 2. All results are PASS against Peak and Average limit line.												

Band 3 - Straddle Channel

WIFI 802.11n HT40 (Harmonic @ 3m)

WIFI Ant. 2	Note	Frequency (MHz)	Level (dBμV/m)	Over Limit (dB)	Limit Line (dBμV/m)	Read Level (dBμV)	Antenna Factor (dB/m)	Path Loss (dB)	Preamp Factor (dB)	Ant Pos (cm)	Table Pos (deg)	Peak Avg. (P/A)	Pol. (H/V)
802.11n HT40 CH 142 5710MHz		11420	55.43	-18.57	74	50.94	39.98	20.06	55.55	113	235	P	H
		11420	47.97	-6.03	54	43.48	39.98	20.06	55.55	113	235	A	H
		17130	50.91	-17.29	68.2	41.85	40.52	25.12	56.58	100	0	P	H
		17769	55.82	-18.18	74	42.68	44.99	25.36	57.21	100	0	P	H
		17769	46.14	-7.86	54	33	44.99	25.36	57.21	100	0	A	H
		11420	49.76	-24.24	74	45.27	39.98	20.06	55.55	100	0	P	V
		17130	50.57	-17.63	68.2	41.51	40.52	25.12	56.58	100	0	P	V
		17769	55.31	-18.69	74	42.17	44.99	25.36	57.21	100	0	P	V
		17769	45.73	-8.27	54	32.59	44.99	25.36	57.21	100	0	A	V
Remark	1. No other spurious found. 2. All results are PASS against Peak and Average limit line.												

Band 3 - Straddle Channel

WIFI 802.11ac VHT80 (Band Edge @ 3m)

WIFI Ant. 2	Note	Frequency (MHz)	Level (dBμV/m)	Over Limit (dB)	Limit Line (dBμV/m)	Read Level (dBμV)	Antenna Factor (dB/m)	Path Loss (dB)	Preamp Factor (dB)	Ant Pos (cm)	Table Pos (deg)	Peak Avg. (P/A)	Pol. (H/V)
802.11ac VHT80 CH 138 5690MHz		5445.55	53.9	-20.1	74	38.54	31.57	13.51	29.72	100	298	P	H
		5462.32	52.89	-15.31	68.2	37.47	31.62	13.52	29.72	100	298	P	H
		5454.13	46.09	-7.91	54	30.68	31.61	13.52	29.72	100	298	A	H
	*	5690	103.39	-	-	87.79	31.68	13.72	29.8	100	298	P	H
	*	5690	95.86	-	-	80.26	31.68	13.72	29.8	100	298	A	H
		5855.75	55.45	-12.75	68.2	39.4	32.11	13.81	29.87	100	298	P	H
		5417.86	53.66	-20.34	74	38.48	31.41	13.49	29.72	382	336	P	V
		5465.83	52.54	-15.66	68.2	37.1	31.63	13.53	29.72	382	336	P	V
		5390.17	46.06	-7.94	54	31.06	31.26	13.45	29.71	382	336	A	V
	*	5690	96.39	-	-	80.79	31.68	13.72	29.8	382	336	P	V
	*	5690	89.37	-	-	73.77	31.68	13.72	29.8	382	336	A	V
		5930.5	55.94	-12.26	68.2	39.76	32.26	13.81	29.89	382	336	P	V
Remark	1. No other spurious found. 2. All results are PASS against Peak and Average limit line.												

Band 3 - Straddle Channel

WIFI 802.11ac VHT80 (Harmonic @ 3m)

WIFI Ant. 2	Note	Frequency (MHz)	Level (dBμV/m)	Over Limit (dB)	Limit Line (dBμV/m)	Read Level (dBμV)	Antenna Factor (dB/m)	Path Loss (dB)	Preamp Factor (dB)	Ant Pos (cm)	Table Pos (deg)	Peak Avg. (P/A)	Pol. (H/V)
802.11ac VHT80 CH 138 5690MHz		11380	54.82	-19.18	74	50.42	39.94	20.03	55.57	100	236	P	H
		11380	47.55	-6.45	54	43.15	39.94	20.03	55.57	100	236	A	H
		17070	51.35	-16.85	68.2	42.32	40.43	25.1	56.5	100	0	P	H
		17780	55.82	-18.18	74	42.56	45.1	25.37	57.21	100	0	P	H
		17780	47.28	-6.72	54	34.02	45.1	25.37	57.21	100	0	A	H
		11380	49.3	-24.7	74	44.9	39.94	20.03	55.57	100	0	P	V
		17070	50.28	-17.92	68.2	41.25	40.43	25.1	56.5	100	0	P	V
		17769	56.39	-17.61	74	43.25	44.99	25.36	57.21	100	0	P	V
		17769	47.02	-6.98	54	33.88	44.99	25.36	57.21	100	0	A	V
Remark	1. No other spurious found. 2. All results are PASS against Peak and Average limit line.												

Emission above 18GHz

5GHz WIFI 802.11ac VHT80 (SHF)

WIFI	Note	Frequency	Level	Over	Limit	Read	Antenna	Path	Preamp	Ant	Table	Peak	Pol.
Ant.				Limit	Line	Level	Factor	Loss	Factor	Pos	Pos	Avg.	
2		(MHz)	(dBμV/m)	(dB)	(dBμV/m)	(dBμV)	(dB/m)	(dB)	(dB)	(cm)	(deg)	(P/A)	(H/V)
5GHz		27482	40.31	-27.89	68.2	38.25	39.8	15.45	53.19	150	0	P	H
802.11ac		36986	44.99	-23.21	68.2	40.2	42.97	18.91	57.09	150	0	P	H
VHT80		22840	39.71	-34.29	74	42.07	38.77	12.4	53.53	150	0	P	V
SHF		29440	40.51	-27.69	68.2	39.69	40.07	15.53	54.78	150	0	P	V
Remark	1. No other spurious found. 2. All results are PASS against limit line.												

Emission below 1GHz

5GHz WIFI 802.11ac VHT80 (LF)

WIFI Ant. 2	Note	Frequency (MHz)	Level (dBμV/m)	Over Limit (dB)	Limit Line (dBμV/m)	Read Level (dBμV)	Antenna Factor (dB/m)	Path Loss (dB)	Preamp Factor (dB)	Ant Pos (cm)	Table Pos (deg)	Peak Avg. (P/A)	Pol. (H/V)
5GHz 802.11ac VHT80 LF		117.3	29.63	-13.87	43.5	43.13	17.45	1.7	32.65	100	0	P	H
		152.22	25.98	-17.52	43.5	39.66	17.11	1.97	32.76	-	-	P	H
		205.57	27.78	-15.72	43.5	43.07	15.23	2.37	32.89	-	-	P	H
		289.96	24.23	-21.77	46	34.81	19.15	2.86	32.59	-	-	P	H
		621.7	29.75	-16.25	46	32.02	26.05	4.29	32.61	-	-	P	H
		994.18	38.62	-15.38	54	33.4	30.56	5.61	30.95	-	-	P	H
		62.01	26.67	-13.33	40	46.39	11.93	1.14	32.79	-	-	P	V
		131.85	27.08	-16.42	43.5	40.31	17.66	1.81	32.7	-	-	P	V
		151.25	28.39	-15.11	43.5	41.95	17.24	1.96	32.76	-	-	P	V
		259.89	23.65	-22.35	46	33.65	19.97	2.72	32.69	-	-	P	V
		633.34	29.25	-16.75	46	31.1	26.41	4.32	32.58	-	-	P	V
		935.01	34.25	-11.75	46	30.55	30.18	5.39	31.87	100	0	P	V
Remark	1. No other spurious found. 2. All results are PASS against limit line.												

Note symbol

*	**Fundamental Frequency** which can be ignored. However, the level of any unwanted emissions shall not exceed the level of the fundamental frequency.
!	Test result is **over limit** line.
P/A	**P**eak or **A**verage
H/V	**H**orizontal or **V**ertical

A calculation example for radiated spurious emission is shown as below:

WIFI	Note	Frequency	Level	Over	Limit	Read	Antenna	Path	Preamp	Ant	Table	Peak	Pol.
Ant.				Limit	Line	Level	Factor	Loss	Factor	Pos	Pos	Avg.	
1		(MHz)	(dBμV/m)	(dB)	(dBμV/m)	(dBμV)	(dB/m)	(dB)	(dB)	(cm)	(deg)	(P/A)	(H/V)
802.11b CH 01 2412MHz		2390	55.45	-18.55	74	54.51	32.22	4.58	35.86	103	308	P	H
		2390	43.54	-10.46	54	42.6	32.22	4.58	35.86	103	308	A	H

1. Path Loss(dB) = Cable loss(dB) + Filter loss(dB) + Attenuator loss(dB)
2. Level(dBμV/m) = Antenna Factor(dB/m) + Path Loss(dB) + Read Level(dBμV) - Preamp Factor(dB)
3. Over Limit(dB) = Level(dBμV/m) – Limit Line(dBμV/m)

For Peak Limit @ 2390MHz:

1. Level(dBμV/m)

= Antenna Factor(dB/m) + Path Loss(dB) + Read Level(dBμV) - Preamp Factor(dB)

= 32.22(dB/m) + 4.58(dB) + 54.51(dBμV) – 35.86 (dB)

= 55.45 (dBμV/m)

2. Over Limit(dB)

= Level(dBμV/m) – Limit Line(dBμV/m)

= 55.45(dBμV/m) – 74(dBμV/m)

= -18.55(dB)

For Average Limit @ 2390MHz:

1. Level(dBμV/m)

= Antenna Factor(dB/m) + Path Loss(dB) + Read Level(dBμV) - Preamp Factor(dB)

= 32.22(dB/m) + 4.58(dB) + 42.6(dBμV) – 35.86 (dB)

= 43.54 (dBμV/m)

2. Over Limit(dB) = Level(dBμV/m) – Limit Line(dBμV/m)

= 43.54(dBμV/m) – 54(dBμV/m)

= -10.46(dB)

Both peak and average measured complies with the limit line, so test result is “PASS”.

Appendix C. Radiated Spurious Emission

Test Engineer :	Karl Hou, Caster Liao and Andy Yang	**Temperature :**	20~25°C
		Relative Humidity :	50~60%

Note symbol

-L	**Low channel location**
-R	**High channel location**

Band 2 - 5250~5350MHz

WIFI 802.11a (Band Edge @ 3m)

WIFI	Band 2 5250~5350MHz Band Edge @ 3m	
ANT	802.11a CH52 5260MHz - L	
1	Horizontal	Fundamental
Peak	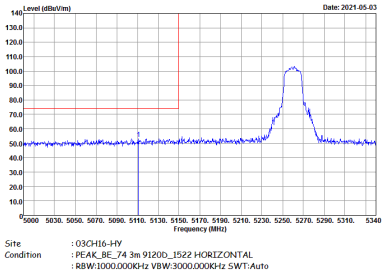	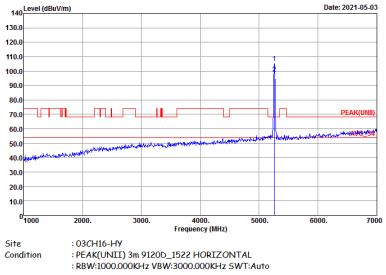
Avg.	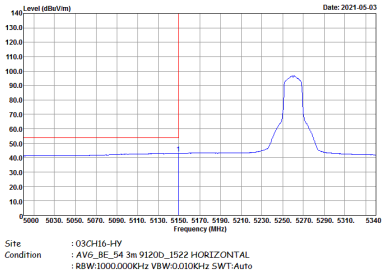	Left blank

WIFI	Band 2 5250~5350MHz Band Edge @ 3m	
ANT	802.11a CH52 5260MHz - R	
1	Horizontal	Fundamental
Peak	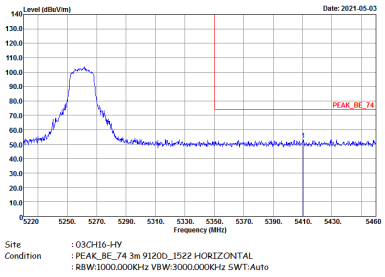	Left blank
Avg.	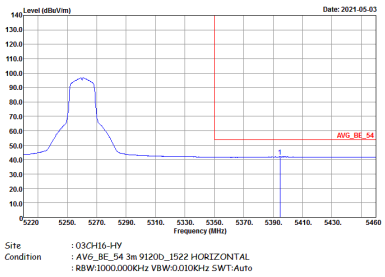	Left blank

WIFI	Band 2 5250~5350MHz Band Edge @ 3m	
ANT	802.11a CH52 5260MHz - L	
1	Vertical	Fundamental
Peak	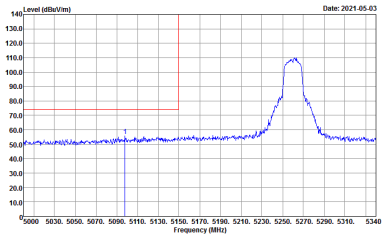 Site : 03CH16-HY Condition : PEAK_BE_74 3m 9120D_1522 VERTICAL : RBW:1000.000KHz VBW:3000.000KHz SWT:Auto	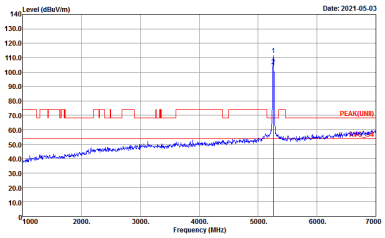 Site : 03CH16-HY Condition : PEAK(UNII) 3m 9120D_1522 VERTICAL : RBW:1000.000KHz VBW:3000.000KHz SWT:Auto
Avg.	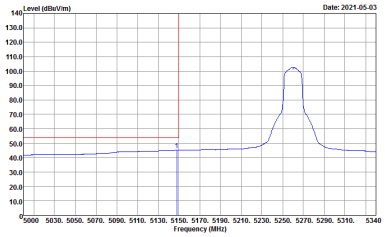 Site : 03CH16-HY Condition : AVG_BE_54 3m 9120D_1522 VERTICAL : RBW:1000.000KHz VBW:0.010KHz SWT:Auto	Left blank

WIFI	Band 2 5250~5350MHz Band Edge @ 3m	
ANT	802.11a CH52 5260MHz - R	
1	Vertical	Fundamental
Peak	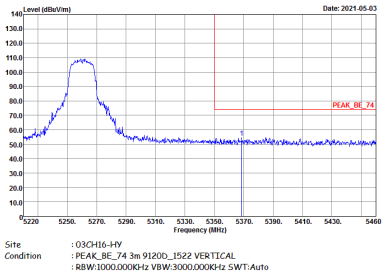	Left blank
Avg.	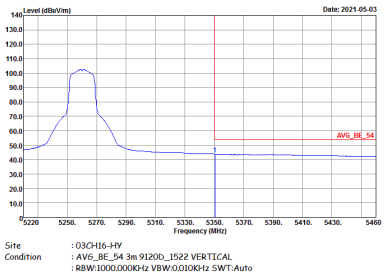	Left blank

WIFI	Band 2 5250~5350MHz Band Edge @ 3m	
ANT	802.11a CH60 5300MHz - L	
1	Horizontal	Fundamental
Peak	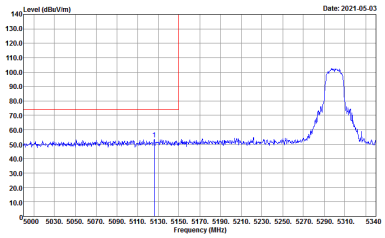 Site : 03CH16-HY Condition : PEAK_BE_74 3m 9120D_1522 HORIZONTAL : RBW:1000.000KHz VBW:3000.000KHz SWT:Auto	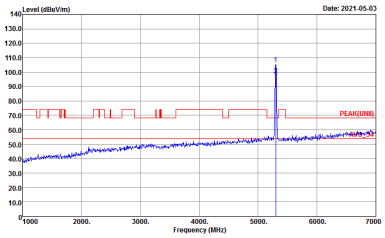 Site : 03CH16-HY Condition : PEAK(UNII) 3m 9120D_1522 HORIZONTAL : RBW:1000.000KHz VBW:3000.000KHz SWT:Auto
Avg.	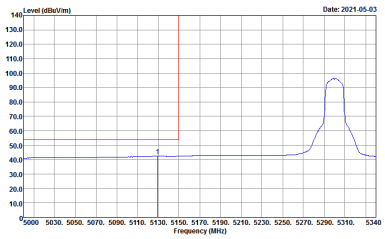 Site : 03CH16-HY Condition : AVG_BE_54 3m 9120D_1522 HORIZONTAL : RBW:1000.000KHz VBW:0.010KHz SWT:Auto	Left blank

WIFI	Band 2 5250~5350MHz Band Edge @ 3m	
ANT	802.11a CH60 5300MHz - R	
1	Horizontal	Fundamental
Peak	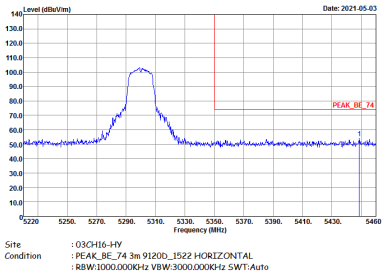	Left blank
Avg.	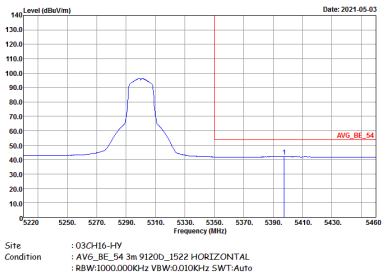	Left blank

WIFI	Band 2 5250~5350MHz Band Edge @ 3m	
ANT	802.11a CH60 5300MHz - L	
1	Vertical	Fundamental
Peak	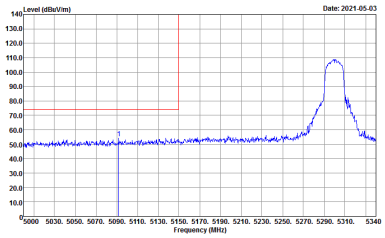 Site : 03CH16-HY Condition : PEAK_BE_74 3m 9120D_1522 VERTICAL : RBW:1000.000KHz VBW:3000.000KHz SWT:Auto	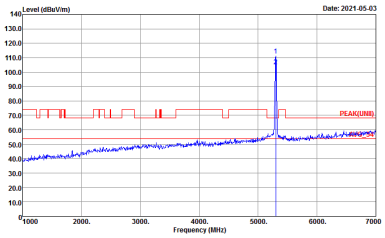 Site : 03CH16-HY Condition : PEAK(UNII) 3m 9120D_1522 VERTICAL : RBW:1000.000KHz VBW:3000.000KHz SWT:Auto
Avg.	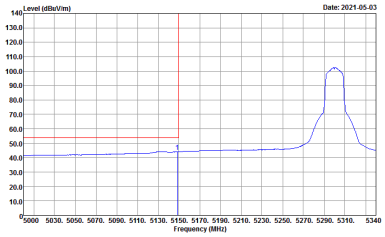 Site : 03CH16-HY Condition : AVG_BE_54 3m 9120D_1522 VERTICAL : RBW:1000.000KHz VBW:0.010KHz SWT:Auto	Left blank

WIFI	Band 2 5250~5350MHz Band Edge @ 3m	
ANT	802.11a CH60 5300MHz - R	
1	Vertical	Fundamental
Peak	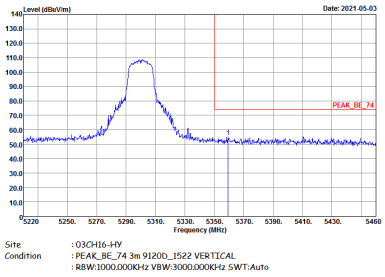	Left blank
Avg.	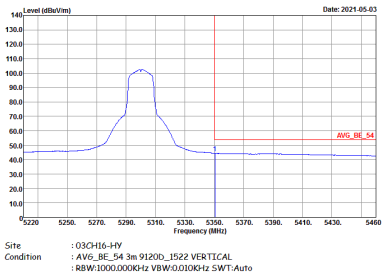	Left blank

WIFI	Band 2 5250~5350MHz Band Edge @ 3m	
ANT	802.11a CH64 5320MHz	
1	Horizontal	Fundamental
Peak	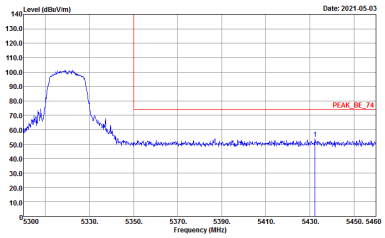 Site : 03CH16-HY Condition : PEAK_BE_74 3m 9120D_1522 HORIZONTAL : RBW:1000.000KHz VBW:3000.000KHz SWT:Auto	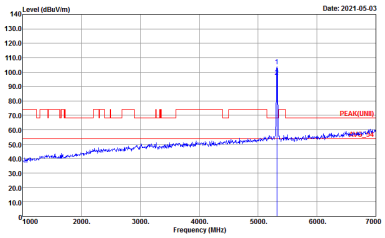 Site : 03CH16-HY Condition : PEAK(UNII) 3m 9120D_1522 HORIZONTAL : RBW:1000.000KHz VBW:3000.000KHz SWT:Auto
Avg.	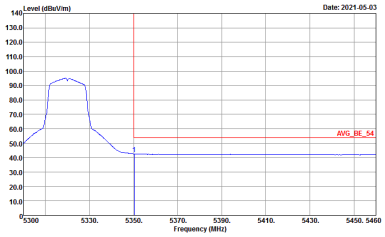 Site : 03CH16-HY Condition : AVG_BE_54 3m 9120D_1522 HORIZONTAL : RBW:1000.000KHz VBW:0.010KHz SWT:Auto	Left blank

WIFI	Band 2 5250~5350MHz Band Edge @ 3m	
ANT	802.11a CH64 5320MHz	
1	Vertical	Fundamental
Peak	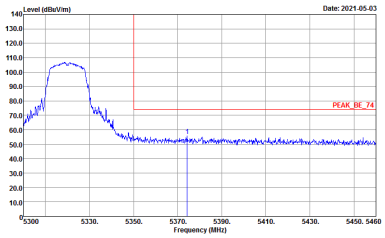 Site : 03CH16-HY Condition : PEAK_BE_74 3m 9120D_1522 VERTICAL : RBW:1000.000KHz VBW:3000.000KHz SWT:Auto	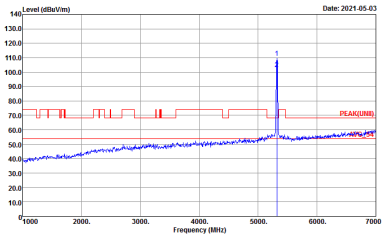 Site : 03CH16-HY Condition : PEAK(UNII) 3m 9120D_1522 VERTICAL : RBW:1000.000KHz VBW:3000.000KHz SWT:Auto
Avg.	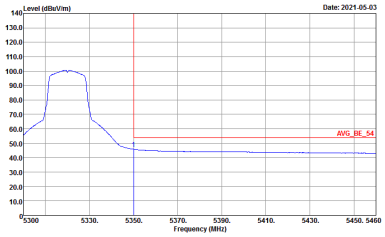 Site : 03CH16-HY Condition : AVG_BE_54 3m 9120D_1522 VERTICAL : RBW:1000.000KHz VBW:0.010KHz SWT:Auto	Left blank

Band 2 5250~5350MHz

WIFI 802.11n HT20 (Band Edge @ 3m)

WIFI	Band 2 5250~5350MHz Band Edge @ 3m	
ANT	802.11n HT20 CH52 5260MHz - L	
1	Horizontal	Fundamental
Peak	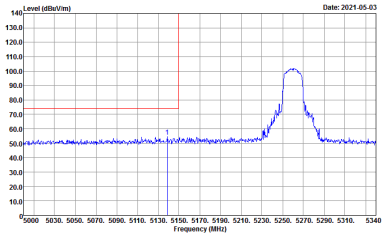	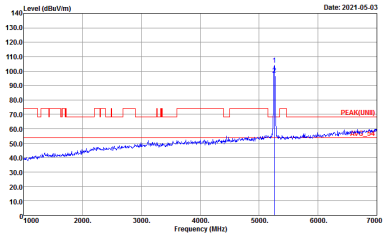
Avg.	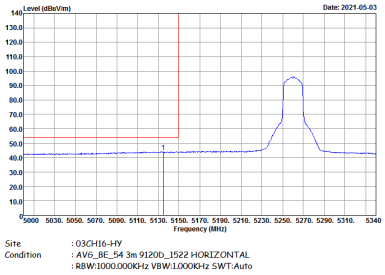	Left blank

WIFI	Band 2 5250~5350MHz Band Edge @ 3m	
ANT	802.11n HT20 CH52 5260MHz - R	
1	Horizontal	Fundamental
Peak	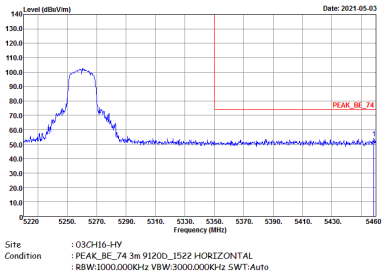	Left blank
Avg.	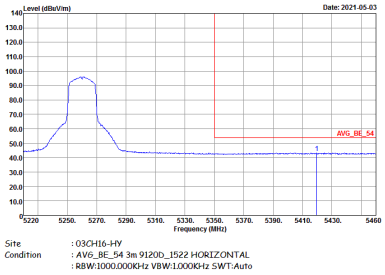	Left blank

WIFI	Band 2 5250~5350MHz Band Edge @ 3m	
ANT	802.11n HT20 CH52 5260MHz - L	
1	Vertical	Fundamental
Peak	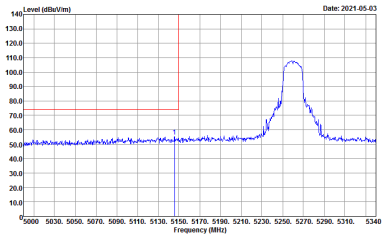 Site : 03CH16-HY Condition : PEAK_BE_74 3m 9120D_1522 VERTICAL : RBW:1000.000KHz VBW:3000.000KHz SWT:Auto	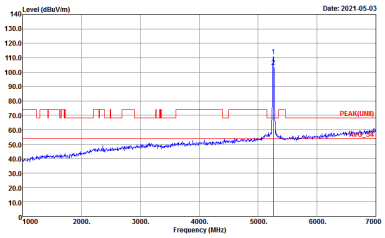 Site : 03CH16-HY Condition : PEAK(UNII) 3m 9120D_1522 VERTICAL : RBW:1000.000KHz VBW:3000.000KHz SWT:Auto
Avg.	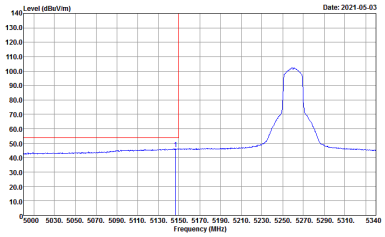 Site : 03CH16-HY Condition : AVG_BE_54 3m 9120D_1522 VERTICAL : RBW:1000.000KHz VBW:1.000KHz SWT:Auto	Left blank

WIFI	Band 2 5250~5350MHz Band Edge @ 3m	
ANT	802.11n HT20 CH52 5260MHz - R	
1	Vertical	Fundamental
Peak	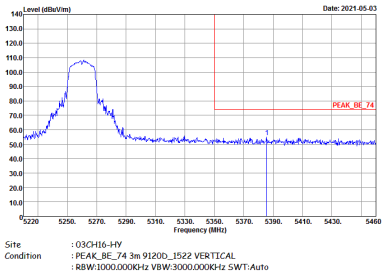	Left blank
Avg.	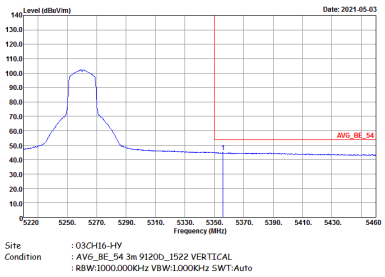	Left blank

WIFI	Band 2 5250~5350MHz Band Edge @ 3m	
ANT	802.11n HT20 CH60 5300MHz - L	
1	Horizontal	Fundamental
Peak	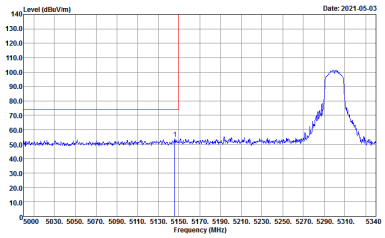 Site : 03CH16-HY Condition : PEAK_BE_74 3m 9120D_1522 HORIZONTAL : RBW:1000.000KHz VBW:3000.000KHz SWT:Auto	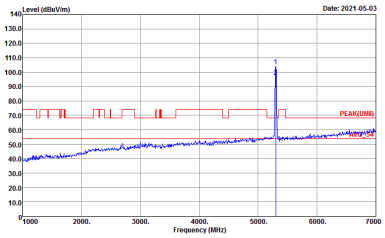 Site : 03CH16-HY Condition : PEAK(UNII) 3m 9120D_1522 HORIZONTAL : RBW:1000.000KHz VBW:3000.000KHz SWT:Auto
Avg.	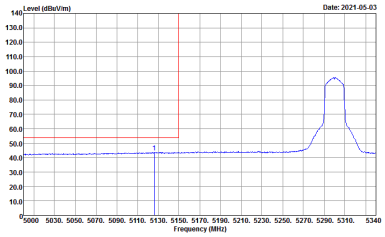 Site : 03CH16-HY Condition : AVG_BE_54 3m 9120D_1522 HORIZONTAL : RBW:1000.000KHz VBW:1.000KHz SWT:Auto	Left blank

WIFI	Band 2 5250~5350MHz Band Edge @ 3m	
ANT	802.11n HT20 CH60 5300MHz - R	
1	Horizontal	Vertical
Peak	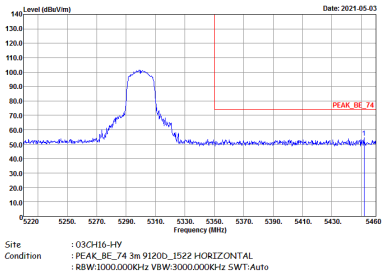	Left blank
Avg.	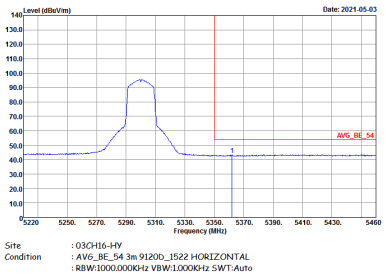	Left blank

WIFI	Band 2 5250~5350MHz Band Edge @ 3m	
ANT	802.11n HT20 CH60 5300MHz - L	
1	Vertical	Fundamental
Peak	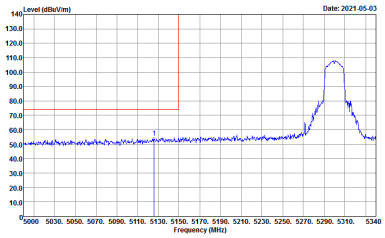 Site : 03CH16-HY Condition : PEAK_BE_74 3m 9120D_1522 VERTICAL : RBW:1000.000KHz VBW:3000.000KHz SWT:Auto	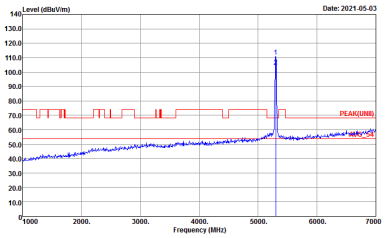 Site : 03CH16-HY Condition : PEAK(UNII) 3m 9120D_1522 VERTICAL : RBW:1000.000KHz VBW:3000.000KHz SWT:Auto
Avg.	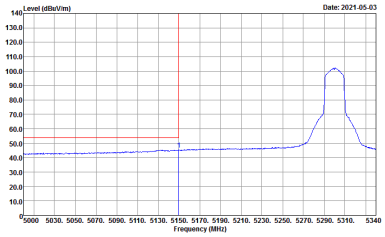 Site : 03CH16-HY Condition : AVG_BE_54 3m 9120D_1522 VERTICAL : RBW:1000.000KHz VBW:1.000KHz SWT:Auto	Left blank

WIFI	Band 2 5250~5350MHz Band Edge @ 3m	
ANT	802.11n HT20 CH60 5300MHz - R	
1	Vertical	Fundamental
Peak	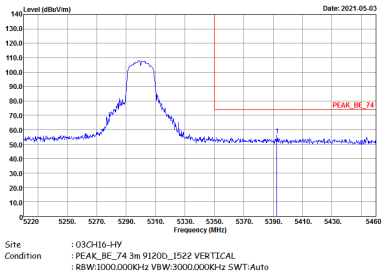	Left blank
Avg.	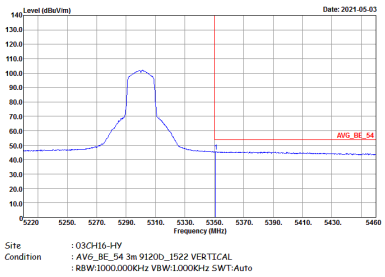	Left blank

WIFI	Band 2 5250~5350MHz Band Edge @ 3m	
ANT	802.11n HT20 CH64 5320MHz	
1	Horizontal	Fundamental
Peak	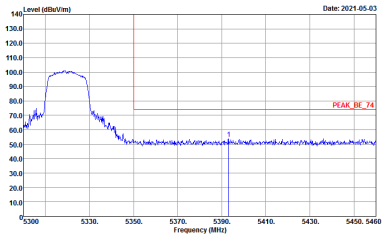 Site : 03CH16-HY Condition : PEAK_BE_74 3m 9120D_1522 HORIZONTAL : RBW:1000.000KHz VBW:3000.000KHz SWT:Auto	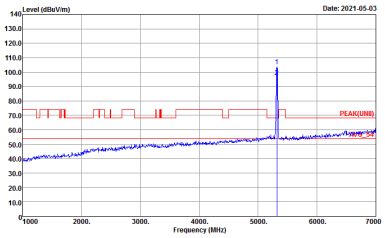 Site : 03CH16-HY Condition : PEAK(UNII) 3m 9120D_1522 HORIZONTAL : RBW:1000.000KHz VBW:3000.000KHz SWT:Auto
Avg.	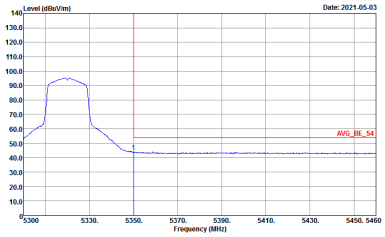 Site : 03CH16-HY Condition : AVG_BE_54 3m 9120D_1522 HORIZONTAL : RBW:1000.000KHz VBW:1.000KHz SWT:Auto	Left blank

WIFI	Band 2 5250~5350MHz Band Edge @ 3m	
ANT	802.11n HT20 CH64 5320MHz	
1	Vertical	Fundamental
Peak	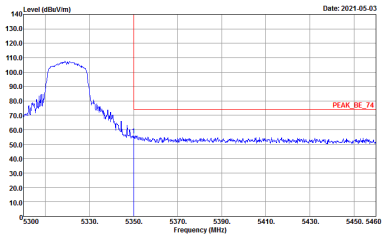 Site : 03CH16-HY Condition : PEAK_BE_74 3m 9120D_1522 VERTICAL : RBW:1000.000KHz VBW:3000.000KHz SWT:Auto	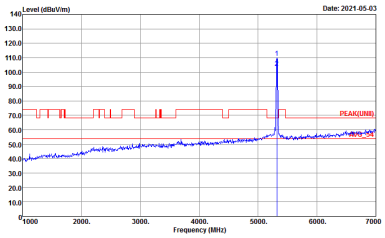 Site : 03CH16-HY Condition : PEAK(UNII) 3m 9120D_1522 VERTICAL : RBW:1000.000KHz VBW:3000.000KHz SWT:Auto
Avg.	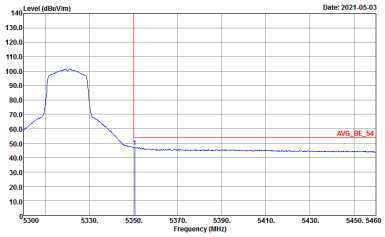 Site : 03CH16-HY Condition : AVG_BE_54 3m 9120D_1522 VERTICAL : RBW:1000.000KHz VBW:1.000KHz SWT:Auto	Left blank

Band 2 5250~5350MHz

WIFI 802.11n HT40 (Band Edge @ 3m)

WIFI	Band 2 5250~5350MHz Band Edge @ 3m	
ANT	802.11n HT40 CH54 5270 - L	
1	Horizontal	Fundamental
Peak	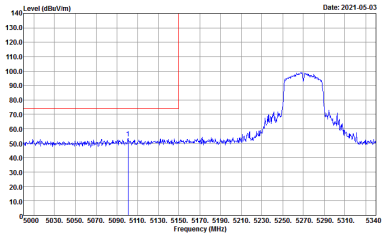	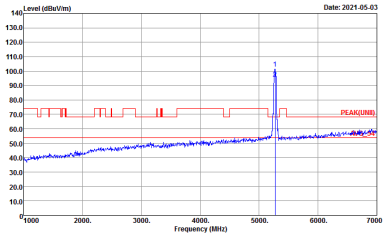
Avg.	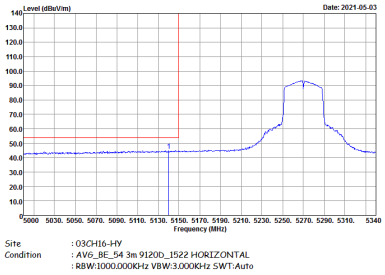	Left blank

WIFI	Band 2 5250~5350MHz Band Edge @ 3m	
ANT	802.11n HT40 CH54 5270 - R	
1	Horizontal	Fundamental
Peak	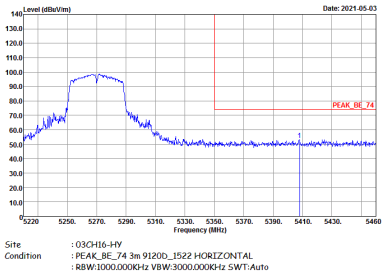	Left blank
Avg.	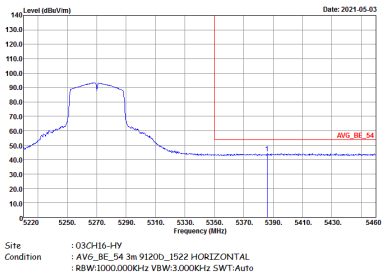	Left blank

WIFI	Band 2 5250~5350MHz Band Edge @ 3m	
ANT	802.11n HT40 CH54 5270 - L	
1	Vertical	Vertical
Peak	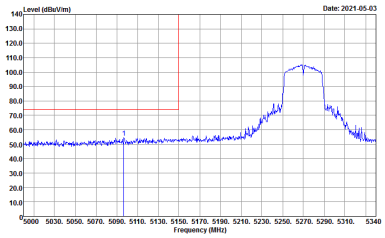 Site : 03CH16-HY Condition : PEAK_BE_74 3m 9120D_1522 VERTICAL : RBW:1000.000KHz VBW:3000.000KHz SWT:Auto	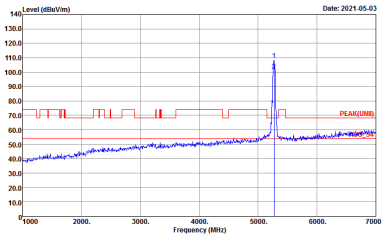 Site : 03CH16-HY Condition : PEAK(UNII) 3m 9120D_1522 VERTICAL : RBW:1000.000KHz VBW:3000.000KHz SWT:Auto
Avg.	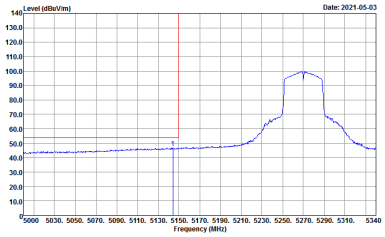 Site : 03CH16-HY Condition : AVG_BE_54 3m 9120D_1522 VERTICAL : RBW:1000.000KHz VBW:3.000KHz SWT:Auto	Left blank

WIFI	Band 2 5250~5350MHz Band Edge @ 3m	
ANT	802.11n HT40 CH54 5270 - R	
1	Vertical	Vertical
Peak	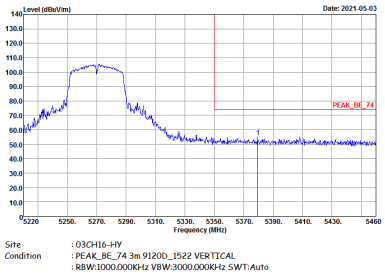	Left blank
Avg.	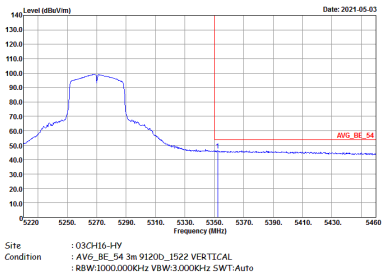	Left blank

WIFI	Band 2 5250~5350MHz Band Edge @ 3m	
ANT	802.11n HT40 CH62 5310 - L	
1	Horizontal	Fundamental
Peak	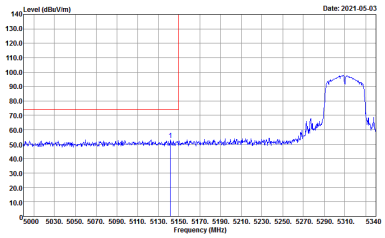 Site : 03CH16-HY Condition : PEAK_BE_74 3m 9120D_1522 HORIZONTAL : RBW:1000.000KHz VBW:3000.000KHz SWT:Auto	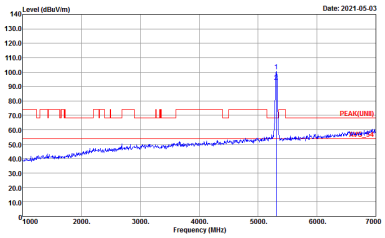 Site : 03CH16-HY Condition : PEAK(UNII) 3m 9120D_1522 HORIZONTAL : RBW:1000.000KHz VBW:3000.000KHz SWT:Auto
Avg.	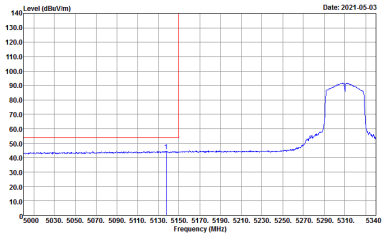 Site : 03CH16-HY Condition : AVG_BE_54 3m 9120D_1522 HORIZONTAL : RBW:1000.000KHz VBW:3.000KHz SWT:Auto	Left blank

WIFI	Band 2 5250~5350MHz Band Edge @ 3m	
ANT	802.11n HT40 CH62 5310 - R	
1	Horizontal	Fundamental
Peak	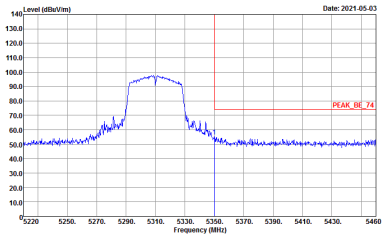	Left blank
Avg.	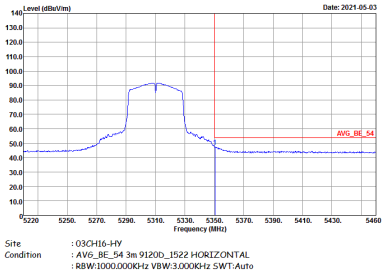	Left blank

WIFI	Band 2 5250~5350MHz Band Edge @ 3m	
ANT	802.11n HT40 CH62 5310 - L	
1	Vertical	Fundamental
Peak	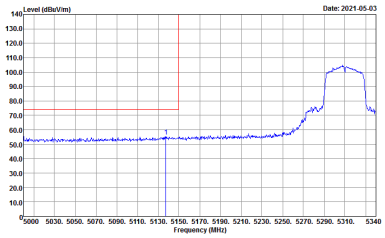 Site : 03CH16-HY Condition : PEAK_BE_74 3m 9120D_1522 VERTICAL : RBW:1000.000KHz VBW:3000.000KHz SWT:Auto	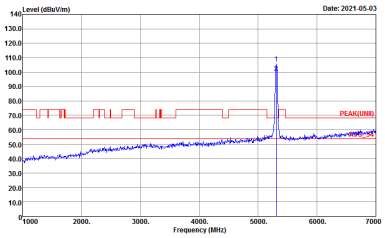 Site : 03CH16-HY Condition : PEAK(UNII) 3m 9120D_1522 VERTICAL : RBW:1000.000KHz VBW:3000.000KHz SWT:Auto
Avg.	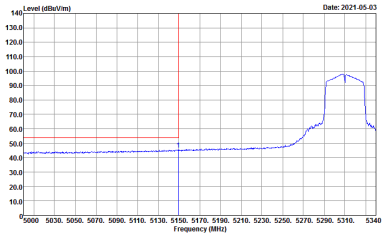 Site : 03CH16-HY Condition : AVG_BE_54 3m 9120D_1522 VERTICAL : RBW:1000.000KHz VBW:3.000KHz SWT:Auto	Left blank

WIFI	Band 2 5250~5350MHz Band Edge @ 3m	
ANT	802.11n HT40 CH62 5310 - R	
1	Vertical	Fundamental
Peak	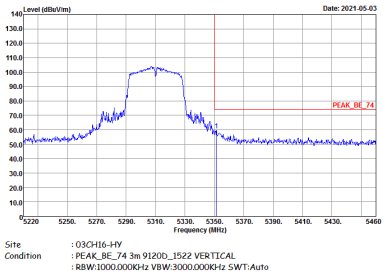	Left blank
Avg.	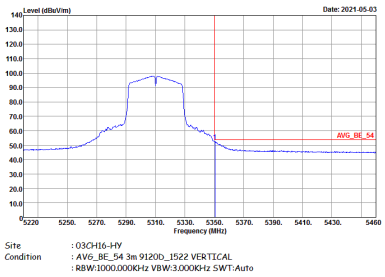	Left blank

Band 2 5250~5350MHz

WIFI 802.11ac VHT80 (Band Edge @ 3m)

WIFI	Band 2 5250~5350MHz Band Edge @ 3m	
ANT	802.11ac VHT80 CH58 5290MHz - L	
1	Horizontal	Fundamental
Peak	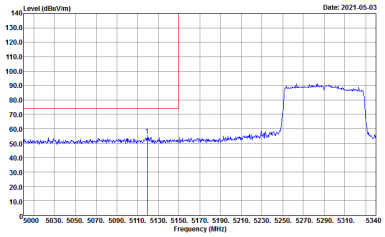	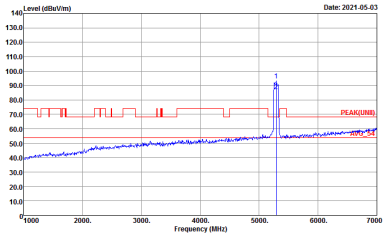
Avg.	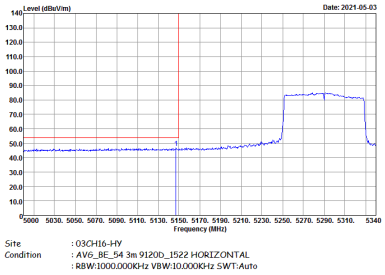	Left blank

WIFI	Band 2 5250~5350MHz Band Edge @ 3m	
ANT	802.11ac VHT80 CH58 5290MHz - R	
1	Horizontal	Fundamental
Peak	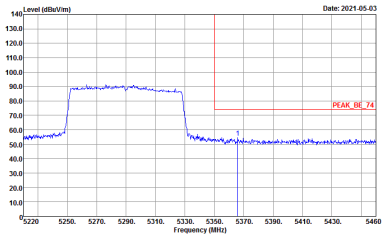 Site : 03CH16-HY Condition : PEAK_BE_74 3m 9120D_1522 HORIZONTAL : RBW:1000.000KHz VBW:3000.000KHz SWT:Auto	Left blank
Avg.	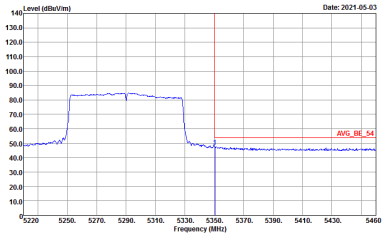 Site : 03CH16-HY Condition : AVG_BE_54 3m 9120D_1522 HORIZONTAL : RBW:1000.000KHz VBW:10.000KHz SWT:Auto	Left blank

WIFI	Band 2 5250~5350MHz Band Edge @ 3m	
ANT	802.11ac VHT80 CH58 5290MHz - L	
1	Vertical	Fundamental
Peak	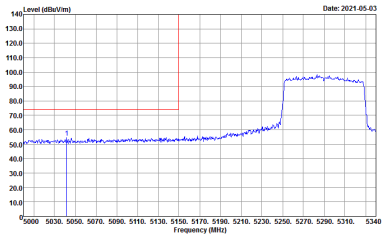 Site : 03CH16-HY Condition : PEAK_BE_74 3m 9120D_1522 VERTICAL : RBW:1000.000KHz VBW:3000.000KHz SWT:Auto	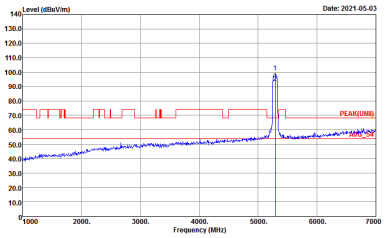 Site : 03CH16-HY Condition : PEAK(UNII) 3m 9120D_1522 VERTICAL : RBW:1000.000KHz VBW:3000.000KHz SWT:Auto
Avg.	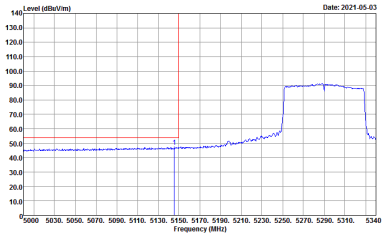 Site : 03CH16-HY Condition : AVG_BE_54 3m 9120D_1522 VERTICAL : RBW:1000.000KHz VBW:10.000KHz SWT:Auto	Left blank

WIFI	Band 2 5250~5350MHz Band Edge @ 3m	
ANT	802.11ac VHT80 CH58 5290MHz - R	
1	Vertical	Fundamental
Peak	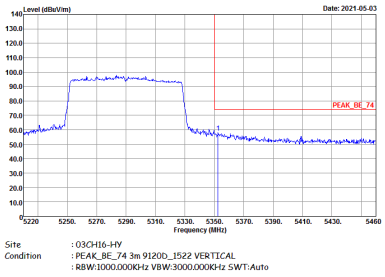	Left blank
Avg.	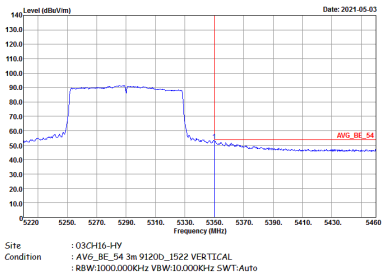	Left blank

Band 2 - 5250~5350MHz

WIFI 802.11a (Harmonic @ 3m)

WIFI	Band 2 5250~5350MHz Harmonic @ 3m	
ANT	802.11a CH52 5260MHz	
1	Horizontal	Vertical
Peak Avg.	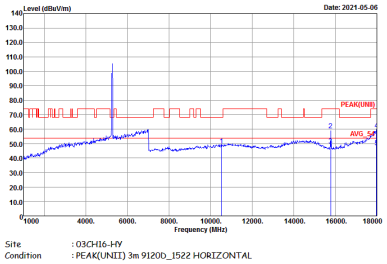	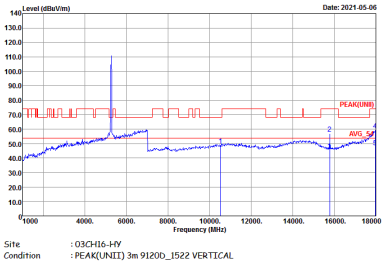

WIFI	Band 2 5250~5350MHz Harmonic @ 3m	
ANT	802.11a CH60 5300MHz	
1	Horizontal	Vertical
Peak Avg.	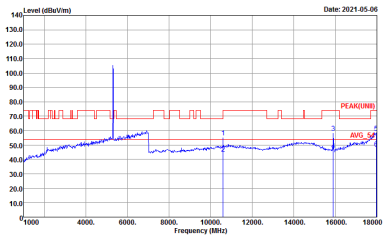	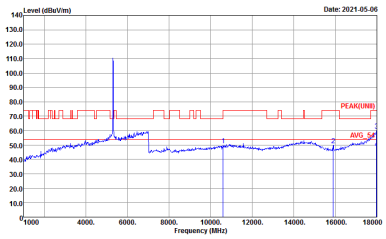

WIFI	Band 2 5250~5350MHz Harmonic @ 3m	
ANT	802.11a CH64 5320MHz	
1	Horizontal	Vertical
Peak Avg.	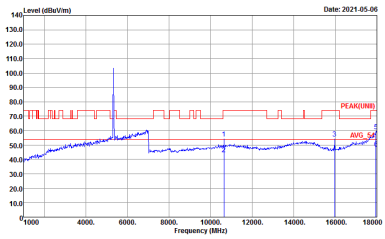 Site : 03CH16-HY Condition : PEAK(UNII) 3m 9120D_1522 HORIZONTAL	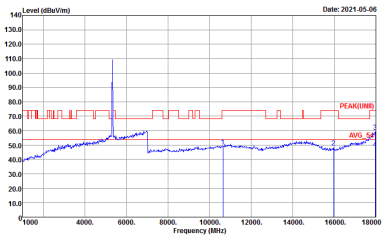 Site : 03CH16-HY Condition : PEAK(UNII) 3m 9120D_1522 VERTICAL

Band 2 5250~5350MHz

WIFI 802.11n HT20 (Harmonic @ 3m)

WIFI	Band 2 5250~5350MHz Harmonic @ 3m	
ANT	802.11n HT20 CH52 5260MHz	
1	Horizontal	Vertical
Peak Avg.	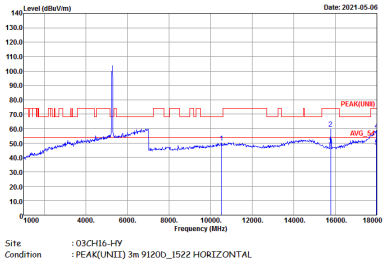	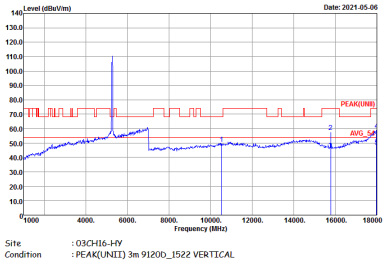

WIFI	Band 2 5250~5350MHz Harmonic @ 3m	
ANT	802.11n HT20 CH60 5300MHz	
1	Horizontal	Vertical
Peak Avg.	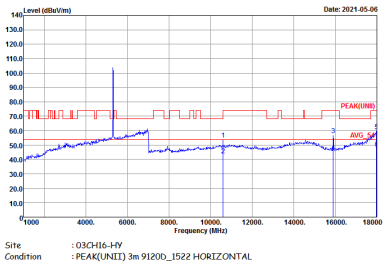	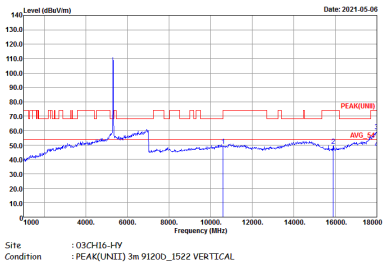

WIFI	Band 2 5250~5350MHz Harmonic @ 3m	
ANT	802.11n HT20 CH64 5320MHz	
1	Horizontal	Vertical
Peak Avg.	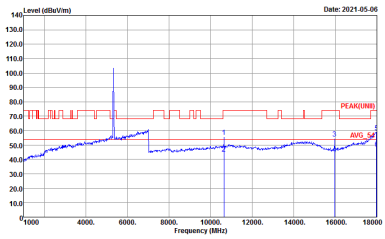	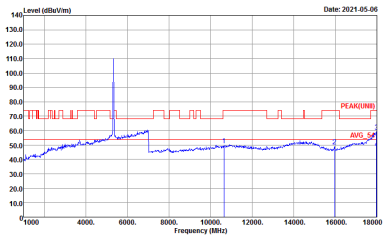

Band 2 5250~5350MHz

WIFI 802.11n HT40 (Harmonic @ 3m)

WIFI	Band 2 5250~5350MHz Harmonic @ 3m	
ANT	802.11n HT40 CH54 5270	
1	Horizontal	Vertical
Peak Avg.	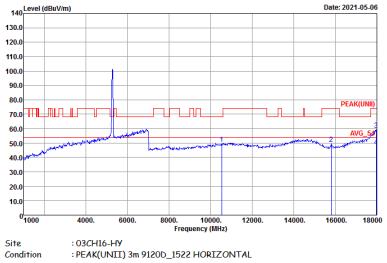	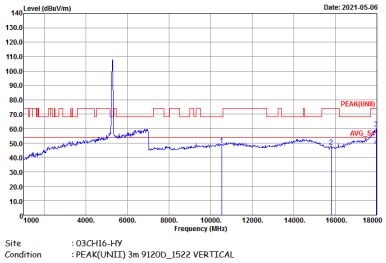

WIFI	Band 2 5250~5350MHz Harmonic @ 3m	
ANT	802.11n HT40 CH62 5310	
1	Horizontal	Vertical
Peak Avg.	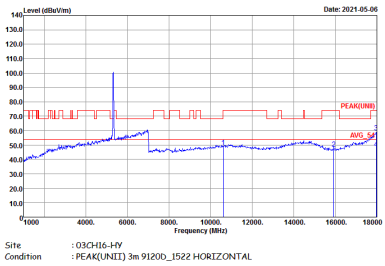	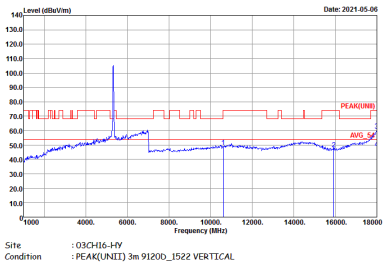

Band 2 5250~5350MHz

WIFI 802.11ac VHT80 (Harmonic @ 3m)

WIFI	Band 2 5250~5350MHz Harmonic @ 3m	
ANT	802.11ac VHT80 CH58 5290MHz	
1	Horizontal	Vertical
Peak Avg.	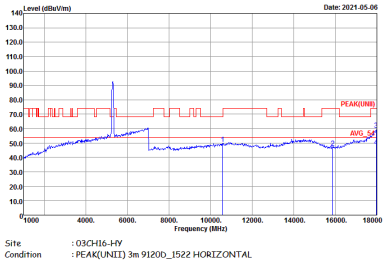	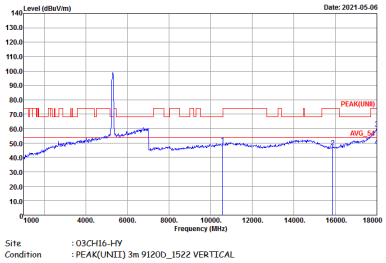

Band 3 - 5470~5725MHz

WIFI 802.11a (Band Edge @ 3m)

WIFI	Band 3 5470~5725MHz Band Edge @ 3m	
ANT	802.11a CH100 5500MHz	
1	Horizontal	Fundamental
Peak	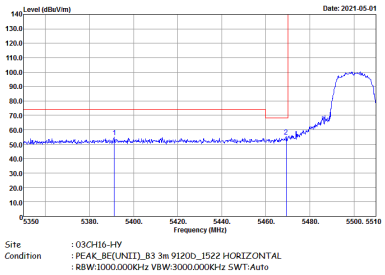	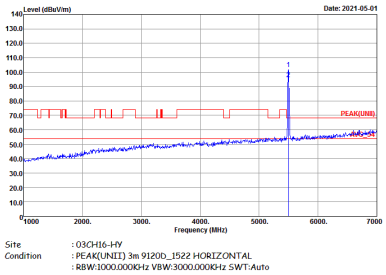
Avg.	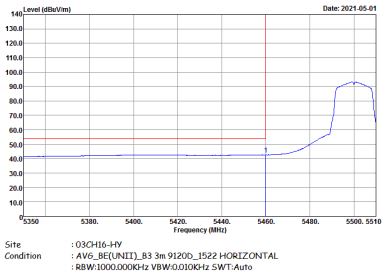	Left blank

WIFI	Band 3 5470~5725MHz Band Edge @ 3m	
ANT	802.11a CH100 5500MHz	
1	Vertical	Fundamental
Peak	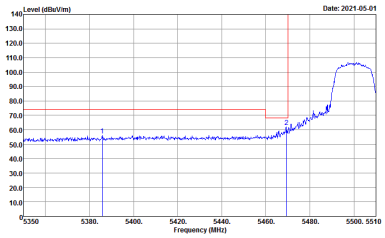 Site : 03CH16-HV Condition : PEAK_BE(UNII)_83 3m 9120D_1522 VERTICAL : RBW:1000.000KHz VBW:3000.000KHz SWT:Auto	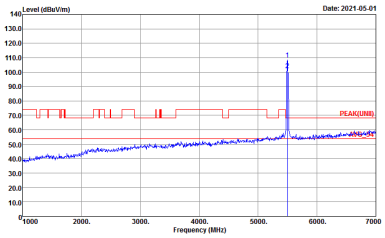 Site : 03CH16-HV Condition : PEAK(UNII) 3m 9120D_1522 VERTICAL : RBW:1000.000KHz VBW:3000.000KHz SWT:Auto
Avg.	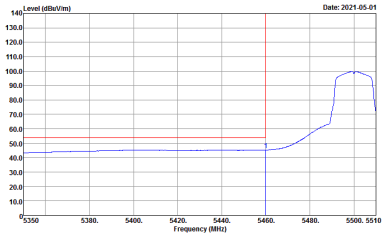 Site : 03CH16-HV Condition : AVG_BE(UNII)_83 3m 9120D_1522 VERTICAL : RBW:1000.000KHz VBW:0.010KHz SWT:Auto	Left blank

WIFI	Band 3 5470~5725MHz Band Edge @ 3m	
ANT	802.11a CH116 5580MHz - L	
1	Horizontal	Fundamental
Peak	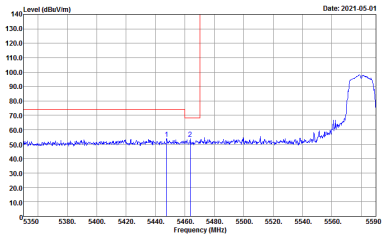 Site : 03CH16-HY Condition : PEAK_BE(UNII)_83 3m 9120D_1522 HORIZONTAL : RBW:1000.000KHz VBW:3000.000KHz SWT:Auto	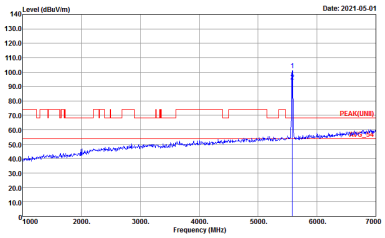 Site : 03CH16-HY Condition : PEAK(UNII) 3m 9120D_1522 HORIZONTAL : RBW:1000.000KHz VBW:3000.000KHz SWT:Auto
Avg.	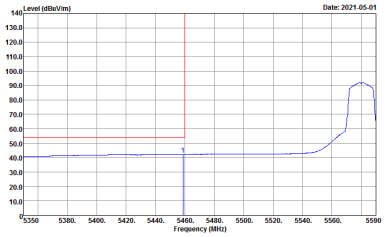 Site : 03CH16-HY Condition : AVG_BE(UNII)_83 3m 9120D_1522 HORIZONTAL : RBW:1000.000KHz VBW:0.010KHz SWT:Auto	Left blank

WIFI	Band 3 5470~5725MHz Band Edge @ 3m	
ANT	802.11a CH116 5580MHz - R	
1	Horizontal	Fundamental
Peak	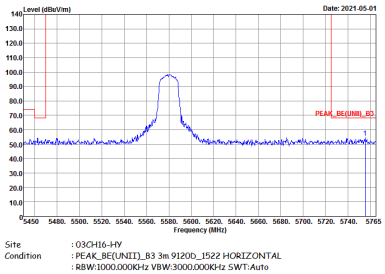	Left blank

WIFI	Band 3 5470~5725MHz Band Edge @ 3m	
ANT	802.11a CH116 5580MHz - L	
1	Vertical	Fundamental
Peak	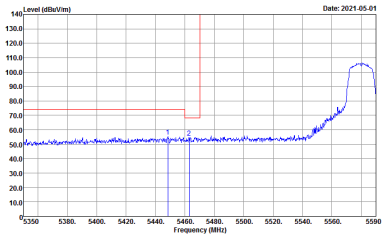 Site : 03CH16-HY Condition : PEAK_BE(UNII)_83 3m 9120D_1522 VERTICAL : RBW:1000.000KHz VBW:3000.000KHz SWT:Auto	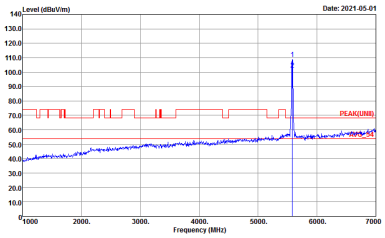 Site : 03CH16-HY Condition : PEAK(UNII) 3m 9120D_1522 VERTICAL : RBW:1000.000KHz VBW:3000.000KHz SWT:Auto
Avg.	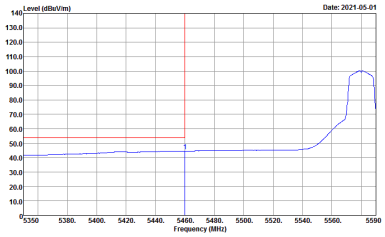 Site : 03CH16-HY Condition : AVG_BE(UNII)_83 3m 9120D_1522 VERTICAL : RBW:1000.000KHz VBW:0.010KHz SWT:Auto	Left blank

WIFI	Band 3 5470~5725MHz Band Edge @ 3m	
ANT	802.11a CH116 5580MHz - R	
1	Vertical	Fundamental
Peak	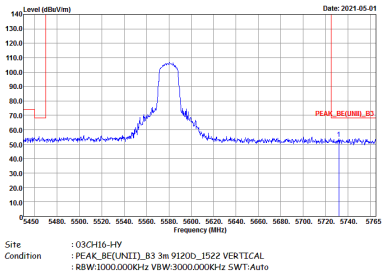	Left blank

WIFI	Band 3 5470~5725MHz Band Edge @ 3m	
ANT	802.11a CH140 5700MHz	
1	Horizontal	Fundamental
Peak	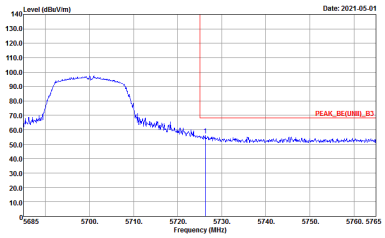 Site : 03CH16-HY Condition : PEAK_BE(UNII)_B3 3m 9120D_1522 HORIZONTAL : RBW:1000.000KHz VBW:3000.000KHz SWT:Auto	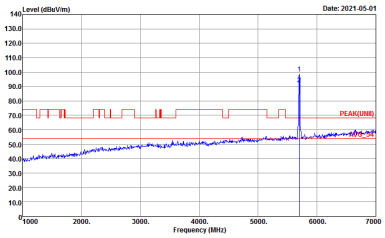 Site : 03CH16-HY Condition : PEAK(UNII) 3m 9120D_1522 HORIZONTAL : RBW:1000.000KHz VBW:3000.000KHz SWT:Auto

WIFI	Band 3 5470~5725MHz Band Edge @ 3m	
ANT	802.11a CH140 5700MHz	
1	Vertical	Fundamental
Peak	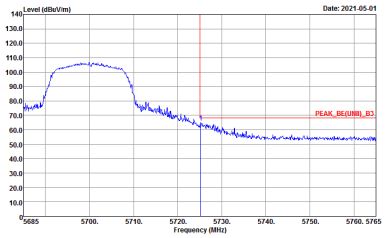 Site : 03CH16-HV Condition : PEAK_BE(UNII)_B3 3m 9120D_1522 VERTICAL : RBW:1000.000KHz VBW:3000.000KHz SWT:Auto	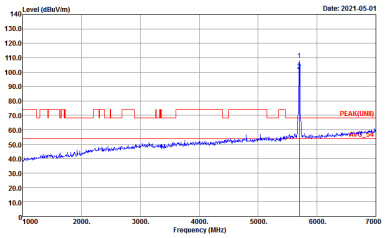 Site : 03CH16-HV Condition : PEAK(UNII) 3m 9120D_1522 VERTICAL : RBW:1000.000KHz VBW:3000.000KHz SWT:Auto

Band 3 5470~5725MHz
WIFI 802.11n HT20 (Band Edge @ 3m)

WIFI	Band 3 5470~5725MHz Band Edge @ 3m	
ANT	802.11n HT20 CH100 5500MHz	
1	Horizontal	Fundamental
Peak	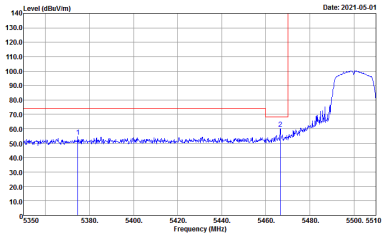	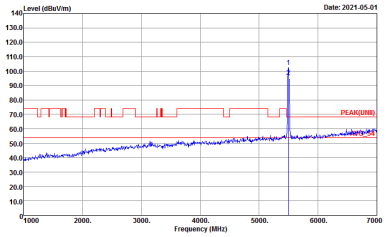
Avg.	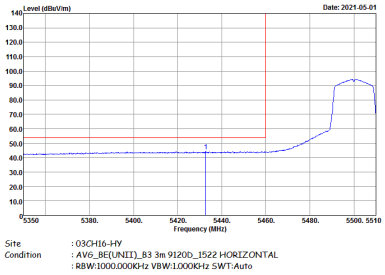	Left blank

WIFI	Band 3 5470~5725MHz Band Edge @ 3m	
ANT	802.11n HT20 CH100 5500MHz	
1	Vertical	Fundamental
Peak	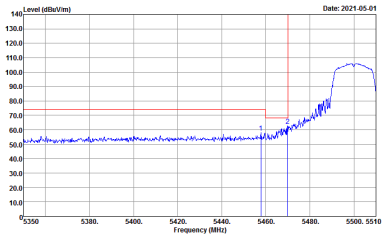 Site : 03CH16-HV Condition : PEAK_BE(UNII)_83 3m 9120D_1522 VERTICAL : RBW:1000.000KHz VBW:3000.000KHz SWT:Auto	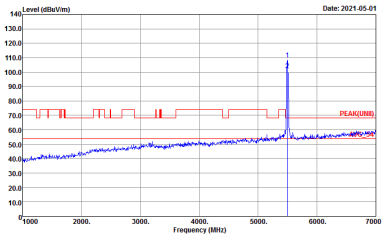 Site : 03CH16-HV Condition : PEAK(UNII) 3m 9120D_1522 VERTICAL : RBW:1000.000KHz VBW:3000.000KHz SWT:Auto
Avg.	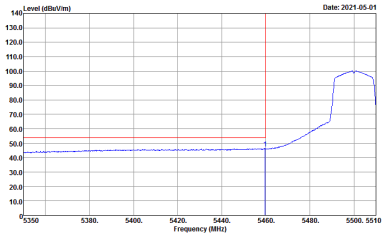 Site : 03CH16-HV Condition : AVG_BE(UNII)_83 3m 9120D_1522 VERTICAL : RBW:1000.000KHz VBW:1.000KHz SWT:Auto	Left blank

WIFI	Band 3 5470~5725MHz Band Edge @ 3m	
ANT	802.11n HT20 CH116 5580MHz - L	
1	Horizontal	Fundamental
Peak	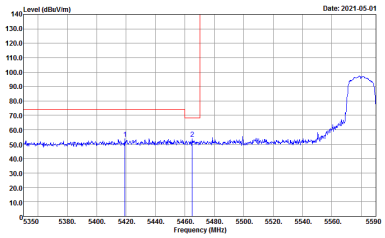 Site : 03CH16-HY Condition : PEAK_BE(UNII)_83 3m 9120D_1522 HORIZONTAL : RBW:1000.000KHz VBW:3000.000KHz SWT:Auto	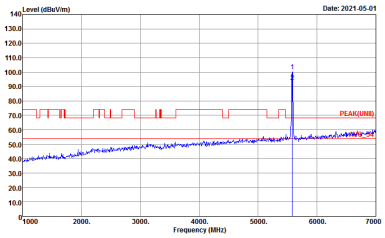 Site : 03CH16-HY Condition : PEAK(UNII) 3m 9120D_1522 HORIZONTAL : RBW:1000.000KHz VBW:3000.000KHz SWT:Auto
Avg.	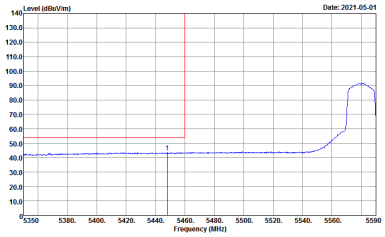 Site : 03CH16-HY Condition : AVG_BE(UNII)_83 3m 9120D_1522 HORIZONTAL : RBW:1000.000KHz VBW:1.000KHz SWT:Auto	Left blank

WIFI	Band 3 5470~5725MHz Band Edge @ 3m	
ANT	802.11n HT20 CH116 5580MHz - R	
1	Horizontal	Fundamental
Peak	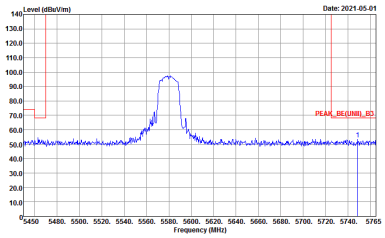 Site : 03CH16-HV Condition : PEAK_BE(UNII)_B3 3m 9120D_1522 HORIZONTAL : RBW:1000.000KHz VBW:3000.000KHz SWT:Auto	Left blank

WIFI	Band 3 5470~5725MHz Band Edge @ 3m	
ANT	802.11n HT20 CH116 5580MHz - L	
1	Vertical	Fundamental
Peak	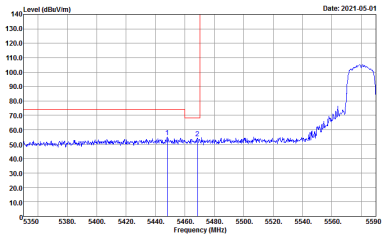 Site : 03CH16-HY Condition : PEAK_BE(UNII)_83 3m 9120D_1522 VERTICAL : RBW:1000.000KHz VBW:3000.000KHz SWT:Auto	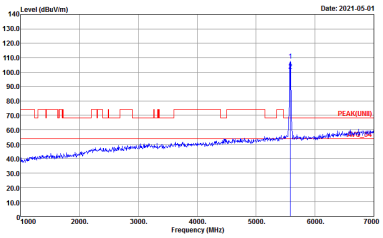 Site : 03CH16-HY Condition : PEAK(UNII) 3m 9120D_1522 VERTICAL : RBW:1000.000KHz VBW:3000.000KHz SWT:Auto
Avg.	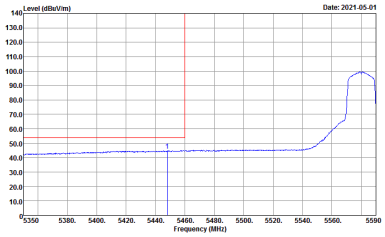 Site : 03CH16-HY Condition : AVG_BE(UNII)_83 3m 9120D_1522 VERTICAL : RBW:1000.000KHz VBW:1.000KHz SWT:Auto	Left blank

WIFI	Band 3 5470~5725MHz Band Edge @ 3m	
ANT	802.11n HT20 CH116 5580MHz - R	
1	Vertical	Fundamental
Peak	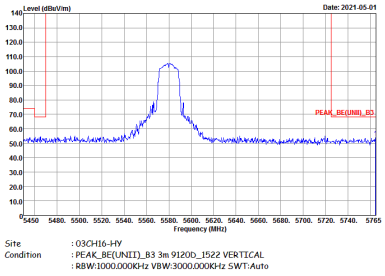	Left blank

WIFI	Band 3 5470~5725MHz Band Edge @ 3m	
ANT	802.11n HT20 CH140 5700MHz	
1	Horizontal	Fundamental
Peak	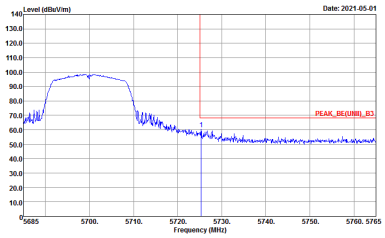 Site : 03CH16-HY Condition : PEAK_BE(UNII)_B3 3m 9120D_1522 HORIZONTAL : RBW:1000.000KHz VBW:3000.000KHz SWT:Auto	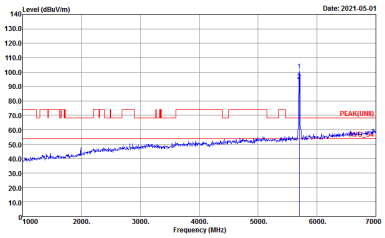 Site : 03CH16-HY Condition : PEAK(UNII) 3m 9120D_1522 HORIZONTAL : RBW:1000.000KHz VBW:3000.000KHz SWT:Auto

WIFI	Band 3 5470~5725MHz Band Edge @ 3m	
ANT	802.11n HT20 CH140 5700MHz	
1	Vertical	Fundamental
Peak.	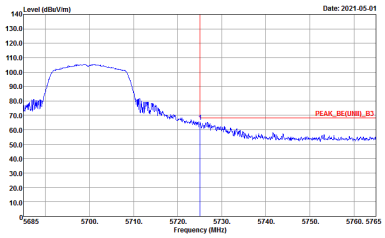 Site : 03CH16-HY Condition : PEAK_BE(UNII)_B3 3m 9120D_1522 VERTICAL : RBW:1000.000KHz VBW:3000.000KHz SWT:Auto	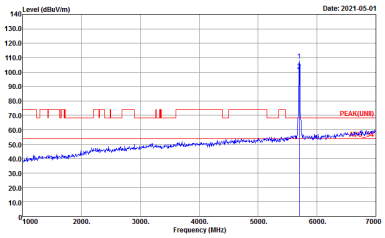 Site : 03CH16-HY Condition : PEAK(UNII) 3m 9120D_1522 VERTICAL : RBW:1000.000KHz VBW:3000.000KHz SWT:Auto

Band 3 5470~5725MHz
WIFI 802.11n HT40 (Band Edge @ 3m)

WIFI	Band 3 5470~5725MHz Band Edge @ 3m	
ANT	802.11n HT40 CH102 5510MHz - L	
1	Horizontal	Fundamental
Peak	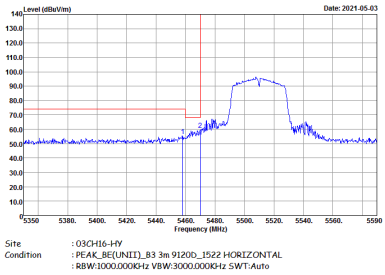	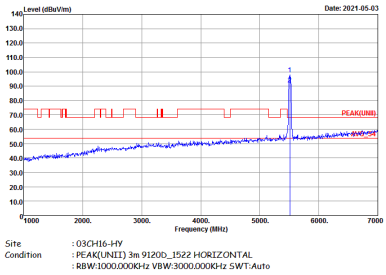
Avg.	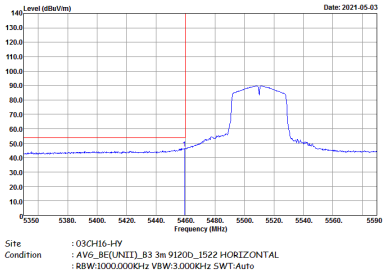	Left blank

WIFI	Band 3 5470~5725MHz Band Edge @ 3m	
ANT	802.11n HT40 CH102 5510MHz - R	
1	Horizontal	Fundamental
Peak	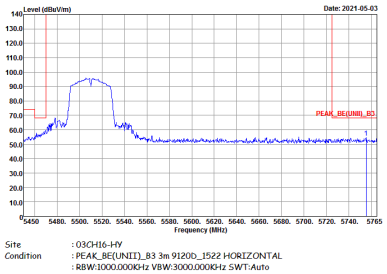	Left blank

WIFI	Band 3 5470~5725MHz Band Edge @ 3m	
ANT	802.11n HT40 CH102 5510MHz - L	
1	Vertical	Fundamental
Peak	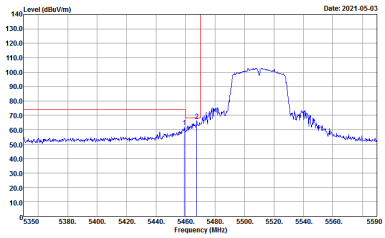 Site : 03CH16-HY Condition : PEAK_BE(UNII)_83 3m 9120D_1522 VERTICAL : RBW:1000.000KHz VBW:3000.000KHz SWT:Auto	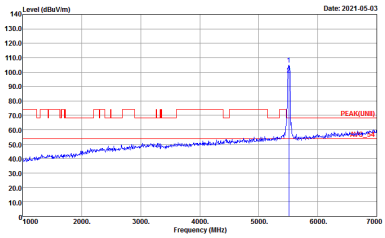 Site : 03CH16-HY Condition : PEAK(UNII) 3m 9120D_1522 VERTICAL : RBW:1000.000KHz VBW:3000.000KHz SWT:Auto
Avg.	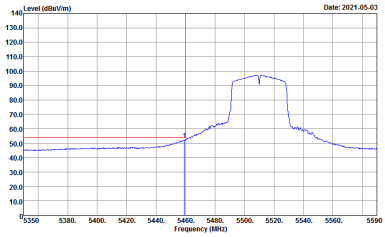 Site : 03CH16-HY Condition : AVG_BE(UNII)_83 3m 9120D_1522 VERTICAL : RBW:1000.000KHz VBW:3.000KHz SWT:Auto	Left blank

WIFI	Band 3 5470~5725MHz Band Edge @ 3m	
ANT	802.11n HT40 CH102 5510MHz - R	
1	Vertical	Fundamental
Peak	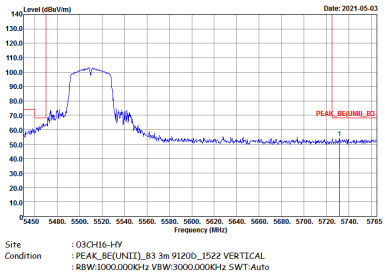	Left blank

WIFI	Band 3 5470~5725MHz Band Edge @ 3m	
ANT	802.11n HT40 CH110 5550MHz - L	
1	Horizontal	Fundamental
Peak	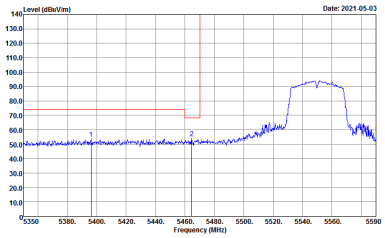 Site : 03CH16-HY Condition : PEAK_BE(UNII)_83 3m 9120D_1522 HORIZONTAL : RBW:1000.000KHz VBW:3000.000KHz SWT:Auto	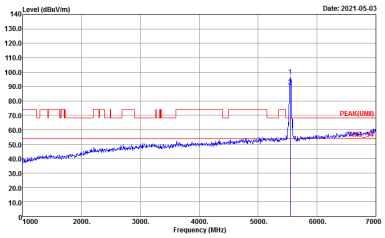 Site : 03CH16-HY Condition : PEAK(UNII) 3m 9120D_1522 HORIZONTAL : RBW:1000.000KHz VBW:3000.000KHz SWT:Auto
Avg.	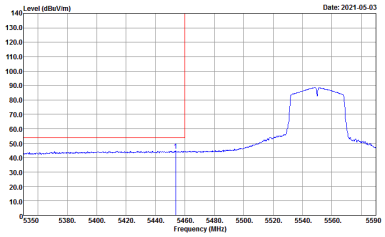 Site : 03CH16-HY Condition : AVG_BE(UNII)_83 3m 9120D_1522 HORIZONTAL : RBW:1000.000KHz VBW:3.000KHz SWT:Auto	Left blank

WIFI	Band 3 5470~5725MHz Band Edge @ 3m	
ANT	802.11n HT40 CH110 5550MHz - R	
1	Horizontal	Fundamental
Peak	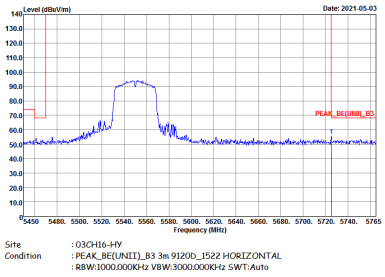	Left blank

WIFI	Band 3 5470~5725MHz Band Edge @ 3m	
ANT	802.11n HT40 CH110 5550MHz - L	
1	Vertical	Fundamental
Peak	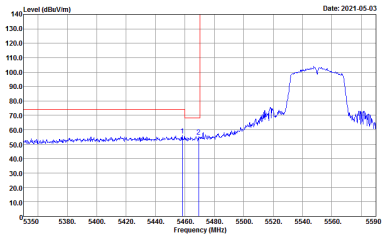 Site : 03CH16-HV Condition : PEAK_BE(UNII)_83 3m 9120D_1522 VERTICAL : RBW:1000.000KHz VBW:3000.000KHz SWT:Auto	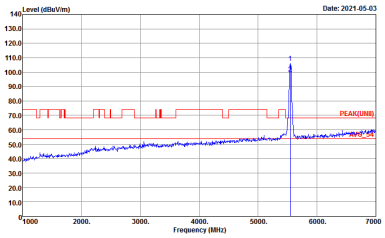 Site : 03CH16-HV Condition : PEAK(UNII) 3m 9120D_1522 VERTICAL : RBW:1000.000KHz VBW:3000.000KHz SWT:Auto
Avg.	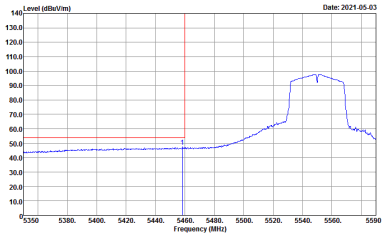 Site : 03CH16-HV Condition : AVG_BE(UNII)_83 3m 9120D_1522 VERTICAL : RBW:1000.000KHz VBW:3.000KHz SWT:Auto	Left blank

WIFI	Band 3 5470~5725MHz Band Edge @ 3m	
ANT	802.11n HT40 CH110 5550MHz - R	
1	Vertical	Fundamental
Peak	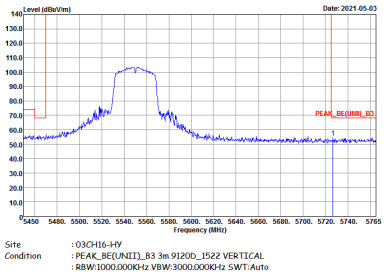	Left blank

WIFI	Band 3 5470~5725MHz Band Edge @ 3m	
ANT	802.11n HT40 CH134 5670MHz - L	
1	Horizontal	Fundamental
Peak	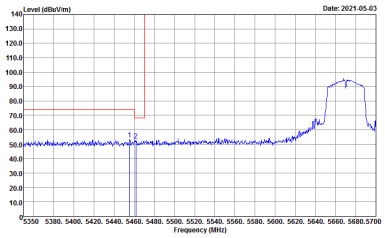 Site : 03CH16-HY Condition : PEAK_BE(UNII)_83 3m 9120D_1522 HORIZONTAL : RBW:1000.000KHz VBW:3000.000KHz SWT:Auto	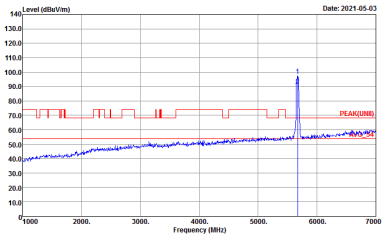 Site : 03CH16-HY Condition : PEAK(UNII) 3m 9120D_1522 HORIZONTAL : RBW:1000.000KHz VBW:3000.000KHz SWT:Auto
Avg.	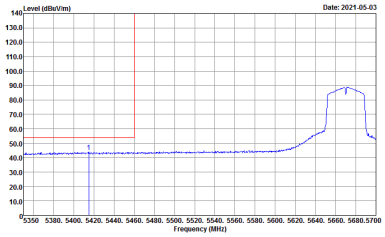 Site : 03CH16-HY Condition : AVG_BE(UNII)_83 3m 9120D_1522 HORIZONTAL : RBW:1000.000KHz VBW:3.000KHz SWT:Auto	Left blank

WIFI	Band 3 5470~5725MHz Band Edge @ 3m	
ANT	802.11n HT40 CH134 5670MHz - R	
1	Horizontal	Fundamental
Peak	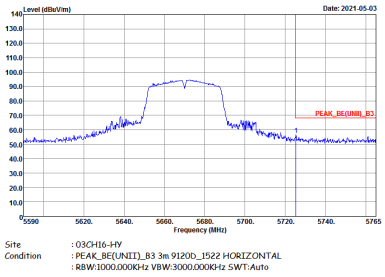	Left blank

WIFI	Band 3 5470~5725MHz Band Edge @ 3m	
ANT	802.11n HT40 CH134 5670MHz - L	
1	Vertical	Fundamental
Peak	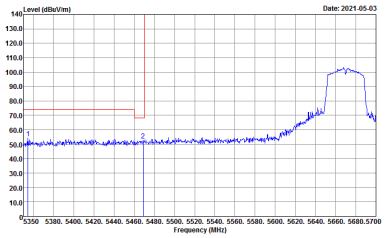 Site : 03CH16-HV Condition : PEAK_BE(UNII)_83 3m 9120D_1522 VERTICAL : RBW:1000.000KHz VBW:3000.000KHz SWT:Auto	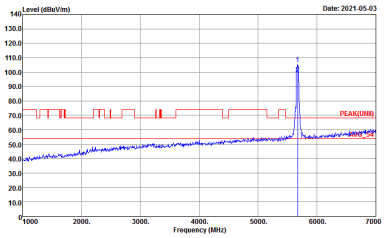 Site : 03CH16-HV Condition : PEAK(UNII) 3m 9120D_1522 VERTICAL : RBW:1000.000KHz VBW:3000.000KHz SWT:Auto
Avg.	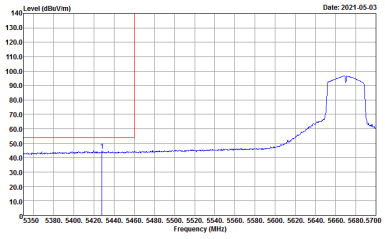 Site : 03CH16-HV Condition : AVG_BE(UNII)_83 3m 9120D_1522 VERTICAL : RBW:1000.000KHz VBW:3.000KHz SWT:Auto	Left blank

WIFI	Band 3 5470~5725MHz Band Edge @ 3m	
ANT	802.11n HT40 CH134 5670MHz - R	
1	Vertical	Fundamental
Peak	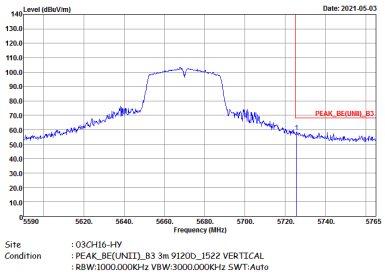	Left blank

Band 3 5470~5725MHz

WIFI 802.11ac VHT80 (Band Edge @ 3m)

WIFI	Band 3 5470~5725MHz Band Edge @ 3m	
ANT	802.11ac VHT80 CH106 5530MHz - L	
1	Horizontal	Fundamental
Peak	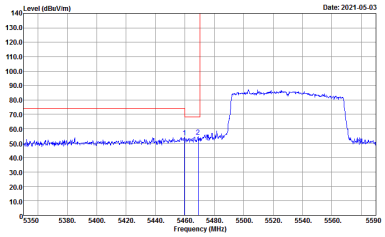	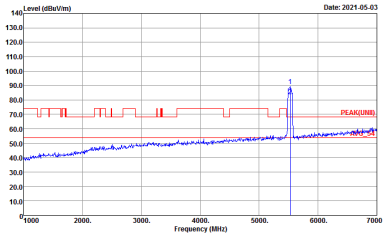
Avg.	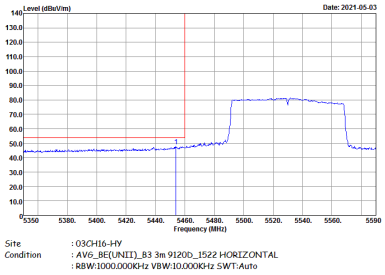	Left blank

WIFI	Band 3 5470~5725MHz Band Edge @ 3m	
ANT	802.11ac VHT80 CH106 5530MHz - R	
1	Horizontal	Fundamental
Peak	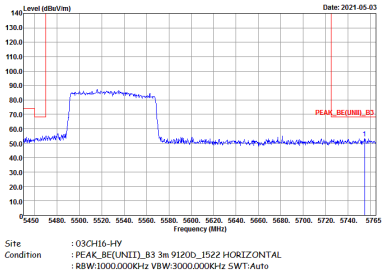	Left blank

WIFI	Band 3 5470~5725MHz Band Edge @ 3m	
ANT	802.11ac VHT80 CH106 5530MHz - L	
1	Vertical	Fundamental
Peak	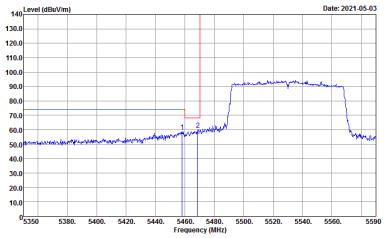 Site : 03CH16-HY Condition : PEAK_BE(UNII)_83 3m 9120D_1522 VERTICAL : RBW:1000.000KHz VBW:3000.000KHz SWT:Auto	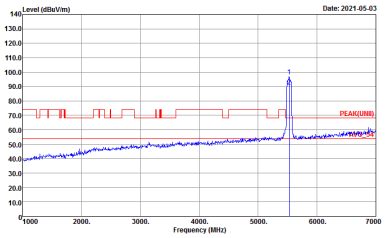 Site : 03CH16-HY Condition : PEAK(UNII) 3m 9120D_1522 VERTICAL : RBW:1000.000KHz VBW:3000.000KHz SWT:Auto
Avg.	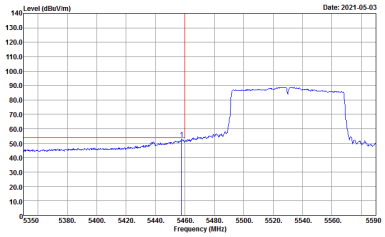 Site : 03CH16-HY Condition : AVG_BE(UNII)_83 3m 9120D_1522 VERTICAL : RBW:1000.000KHz VBW:10.000KHz SWT:Auto	Left blank

WIFI	Band 3 5470~5725MHz Band Edge @ 3m	
ANT	802.11ac VHT80 CH106 5530MHz - R	
1	Vertical	Fundamental
Peak	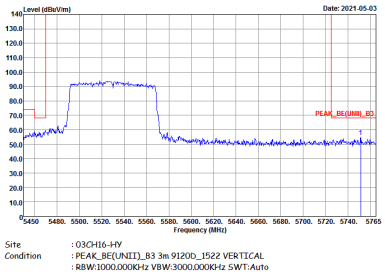	Left blank

WIFI	Band 3 5470~5725MHz Band Edge @ 3m	
ANT	802.11ac VHT80 CH122 5610MHz - L	
1	Horizontal	Fundamental
Peak	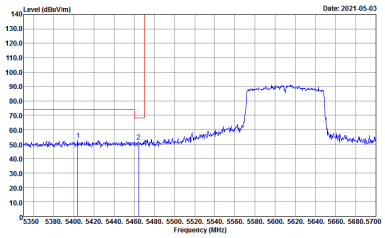 Site : 03CH16-HY Condition : PEAK_BE(UNII)_83 3m 9120D_1522 HORIZONTAL : RBW:1000.000KHz VBW:3000.000KHz SWT:Auto	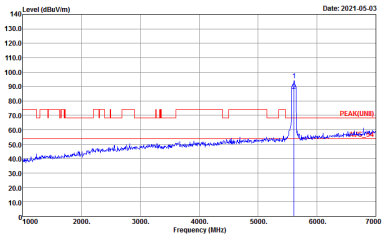 Site : 03CH16-HY Condition : PEAK(UNII) 3m 9120D_1522 HORIZONTAL : RBW:1000.000KHz VBW:3000.000KHz SWT:Auto
Avg.	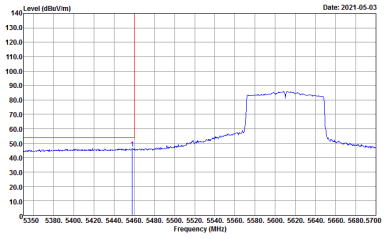 Site : 03CH16-HY Condition : AVG_BE(UNII)_83 3m 9120D_1522 HORIZONTAL : RBW:1000.000KHz VBW:10.000KHz SWT:Auto	Left blank

WIFI	Band 3 5470~5725MHz Band Edge @ 3m	
ANT	802.11ac VHT80 CH122 5610MHz - R	
1	Horizontal	Fundamental
Peak	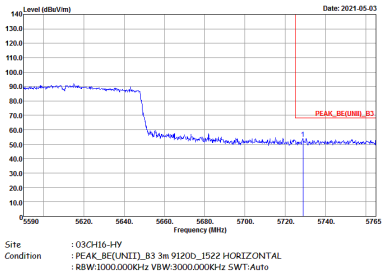	Left blank

WIFI	Band 3 5470~5725MHz Band Edge @ 3m	
ANT	802.11ac VHT80 CH122 5610MHz - L	
1	Vertical	Fundamental
Peak	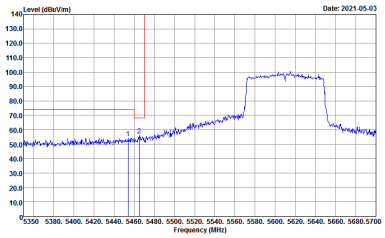 Site : 03CH16-HY Condition : PEAK_BE(UNII)_83 3m 9120D_1522 VERTICAL : RBW:1000.000KHz VBW:3000.000KHz SWT:Auto	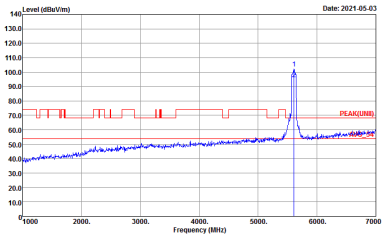 Site : 03CH16-HY Condition : PEAK(UNII) 3m 9120D_1522 VERTICAL : RBW:1000.000KHz VBW:3000.000KHz SWT:Auto
Avg.	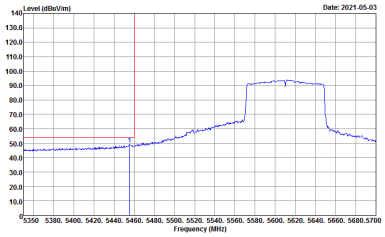 Site : 03CH16-HY Condition : AVG_BE(UNII)_83 3m 9120D_1522 VERTICAL : RBW:1000.000KHz VBW:10.000KHz SWT:Auto	Left blank

WIFI	Band 3 5470~5725MHz Band Edge @ 3m	
ANT	802.11ac VHT80 CH122 5610MHz - R	
1	Vertical	Fundamental
Peak	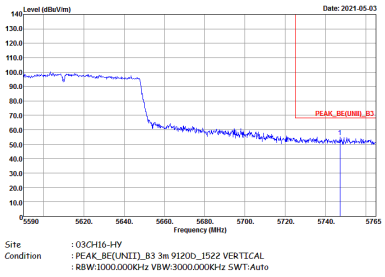	Left blank

Band 3 - 5470~5725MHz

WIFI 802.11a (Harmonic @ 3m)

WIFI	Band 3 5470~5725MHz Harmonic @ 3m	
ANT	802.11a CH100 5500MHz	
1	Horizontal	Vertical
Peak Avg.	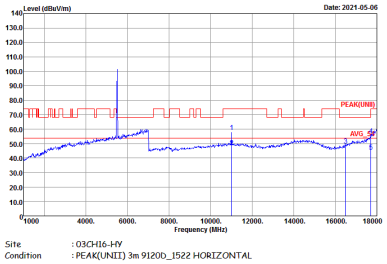	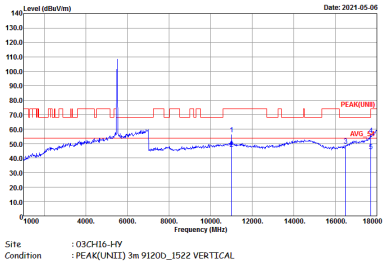

WIFI	Band 3 5470~5725MHz Harmonic @ 3m	
ANT	802.11a CH116 5580MHz	
1	Horizontal	Vertical
Peak Avg.	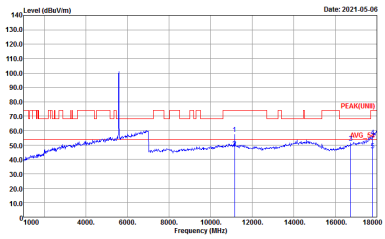	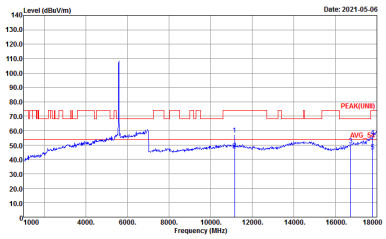

WIFI	Band 3 5470~5725MHz Harmonic @ 3m	
ANT	802.11a CH140 5700MHz	
1	Horizontal	Vertical
Peak Avg.	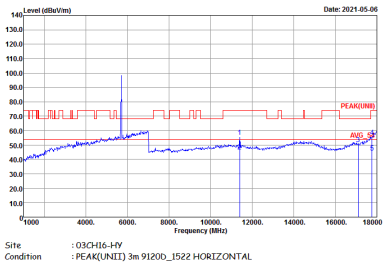	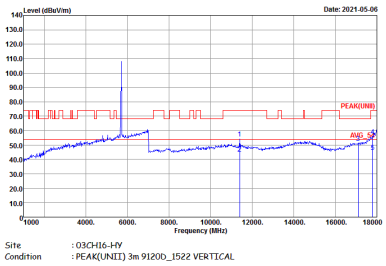

Band 3 5470~5725MHz

WIFI 802.11n HT20 (Harmonic @ 3m)

WIFI	Band 3 5470~5725MHz Harmonic @ 3m	
ANT	802.11n HT20 CH100 5500MHz	
1	Horizontal	Vertical
Peak Avg.	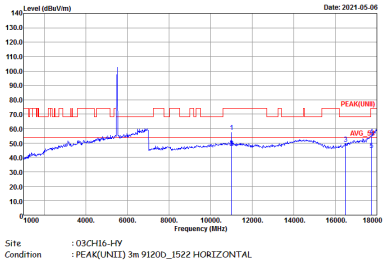	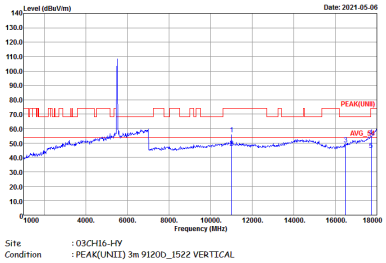

WIFI	Band 3 5470~5725MHz Harmonic @ 3m	
ANT	802.11n HT20 CH116 5580MHz	
1	Horizontal	Vertical
Peak Avg.	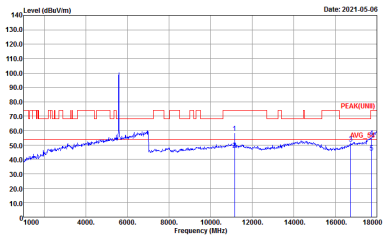 Site : 03CH16-HY Condition : PEAK(UNII) 3m 9120D_1522 HORIZONTAL	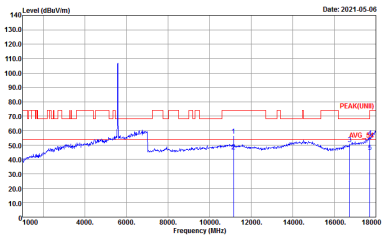 Site : 03CH16-HY Condition : PEAK(UNII) 3m 9120D_1522 VERTICAL

WIFI	Band 3 5470~5725MHz Harmonic @ 3m	
ANT	802.11n HT20 CH140 5700MHz	
1	Horizontal	Vertical
Peak Avg.	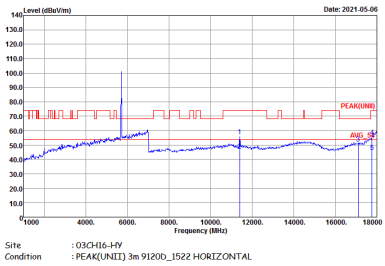	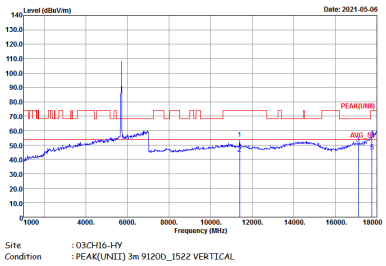

Band 3 5470~5725MHz

WIFI 802.11n HT40 (Harmonic @ 3m)

WIFI	Band 3 5470~5725MHz Harmonic @ 3m	
ANT	802.11n HT40 CH102 5510MHz	
1	Horizontal	Vertical
Peak Avg.	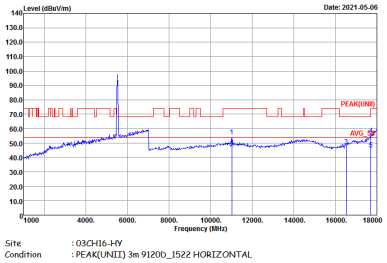	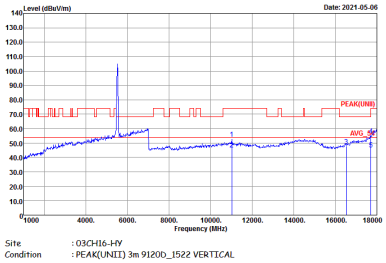

WIFI	Band 3 5470~5725MHz Harmonic @ 3m	
ANT	802.11n HT40 CH110 5550MHz	
1	Horizontal	Vertical
Peak Avg.	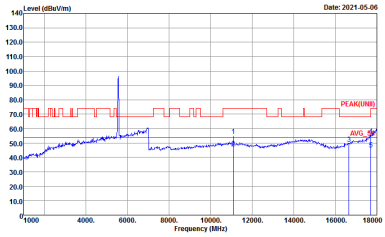 Site : 03CH16-HY Condition : PEAK(UNII) 3m 9120D_1522 HORIZONTAL	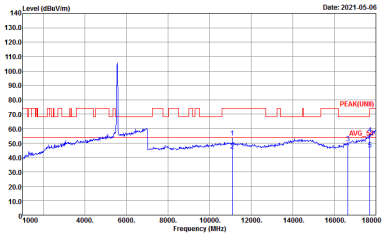 Site : 03CH16-HY Condition : PEAK(UNII) 3m 9120D_1522 VERTICAL

WIFI	Band 3 5470~5725MHz Harmonic @ 3m	
ANT	802.11n HT40 CH134 5670MHz	
1	Horizontal	Vertical
Peak Avg.	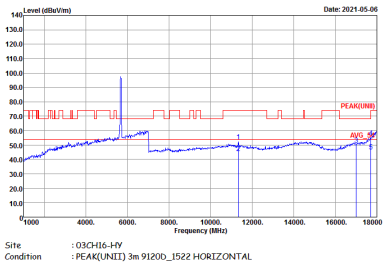	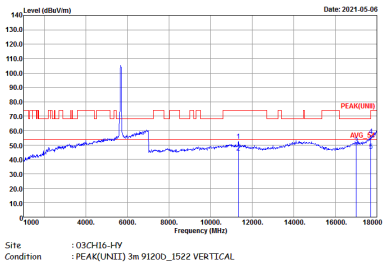

Band 3 5470~5725MHz

WIFI 802.11ac VHT80 (Harmonic @ 3m)

WIFI	Band 3 5470~5725MHz Harmonic @ 3m	
ANT	802.11ac VHT80 CH106 5530MHz	
1	Horizontal	Vertical
Peak Avg.	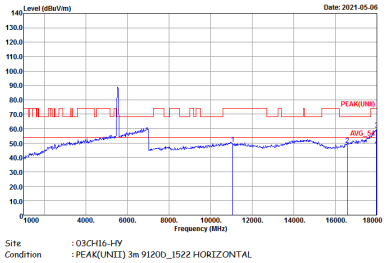	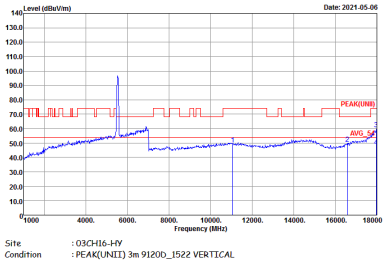

WIFI	Band 3 5470~5725MHz Harmonic @ 3m	
ANT	802.11ac VHT80 CH122 5610MHz	
1	Horizontal	Vertical
Peak Avg.	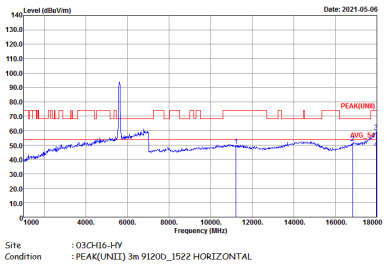	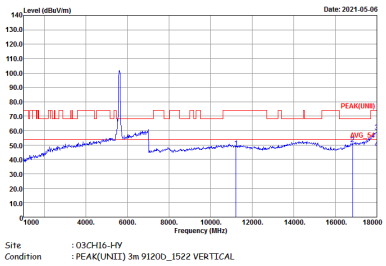

Band 3 - Straddle Channel

WIFI 802.11a (Band Edge @ 3m)

WIFI	Band 3 Straddle Channel Band Edge @ 3m	
ANT	802.11a CH144 5720MHz - L	
1	Horizontal	Fundamental
Peak	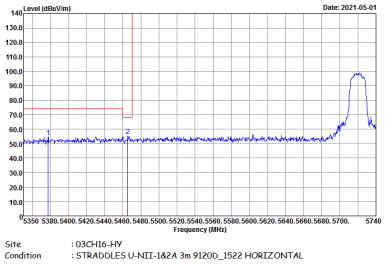	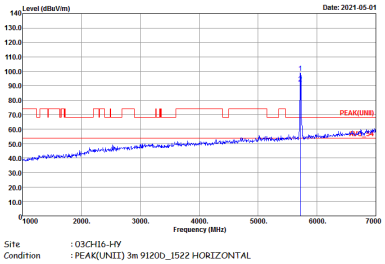
Avg.	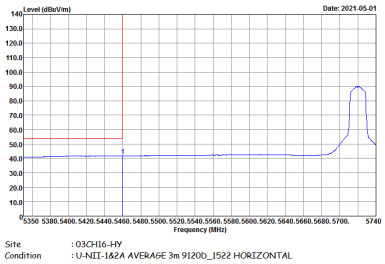	Left blank

WIFI	Band 3 Straddle Channel Band Edge @ 3m	
ANT	802.11a CH144 5720MHz – R	
1	Horizontal	Fundamental
Peak	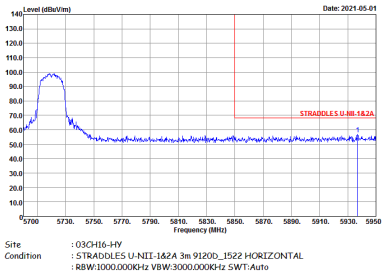	Left blank

WIFI	Band 3 Straddle Channel Band Edge @ 3m	
ANT	802.11a CH144 5720MHz - L	
1	Vertical	Fundamental
Peak	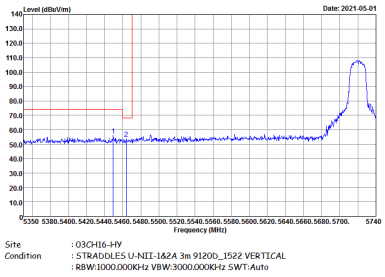	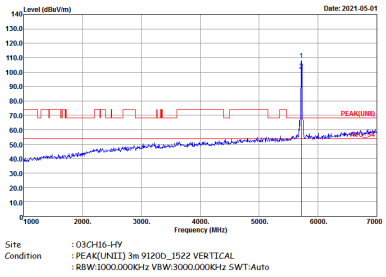
Avg.	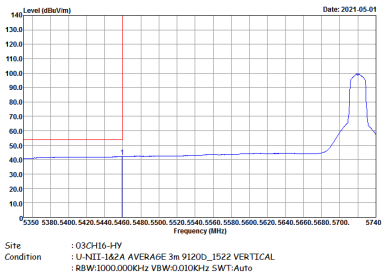	Left blank

WIFI	Band 3 Straddle Channel Band Edge @ 3m	
ANT	802.11a CH144 5720MHz - R	
1	Vertical	Fundamental
Peak	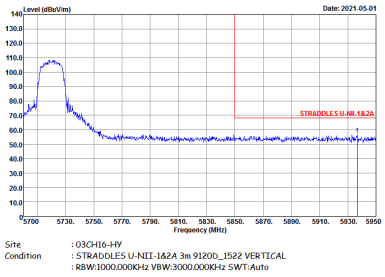	Left blank

Band 3 – Straddle Channel

WIFI 802.11n HT20 (Band Edge @ 3m)

WIFI	Band 3 Straddle Channel Band Edge @ 3m	
ANT	802.11n CH144 5720MHz - L	
1	Horizontal	Fundamental
Peak	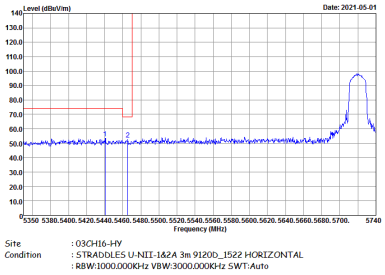	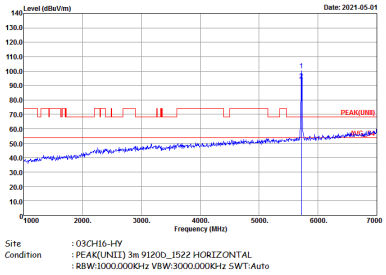
Avg.	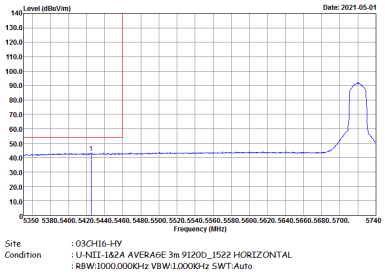	Left blank

WIFI	Band 3 Straddle Channel Band Edge @ 3m	
ANT	802.11n CH144 5720MHz - R	
1	Horizontal	Fundamental
Peak	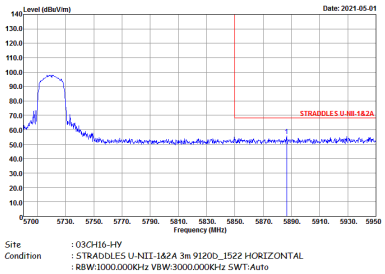	Left blank

WIFI	Band 3 Straddle Channel Band Edge @ 3m	
ANT	802.11n CH144 5720MHz - L	
1	Vertical	Fundamental
Peak	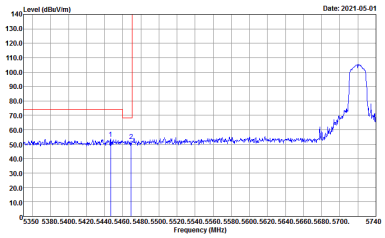 Site : 03CH16-HY Condition : STRADDLES U-NII-1&2A 3m 9120D_1522 VERTICAL : RBW:1000.000KHz VBW:3000.000KHz SWT:Auto	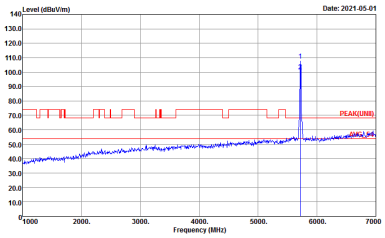 Site : 03CH16-HY Condition : PEAK(UNII) 3m 9120D_1522 VERTICAL : RBW:1000.000KHz VBW:3000.000KHz SWT:Auto
Avg.	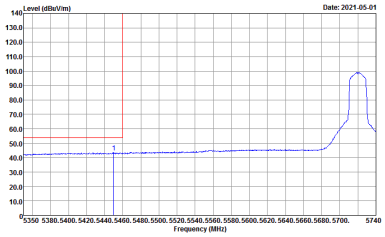 Site : 03CH16-HY Condition : U-NII-1&2A AVERAGE 3m 9120D_1522 VERTICAL : RBW:1000.000KHz VBW:1.000KHz SWT:Auto	Left blank

WIFI	Band 3 Straddle Channel Band Edge @ 3m	
ANT	802.11n CH144 5720MHz - R	
1	Vertical	Fundamental
Peak	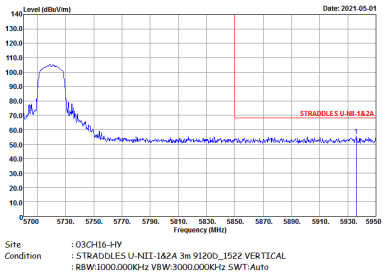	Left blank

Band 3 – Straddle Channel

WIFI 802.11n HT40 (Band Edge @ 3m)

WIFI	Band 3 Straddle Channel Band Edge @ 3m	
ANT	802.11n CH142 5710MHz - L	
1	Horizontal	Fundamental
Peak	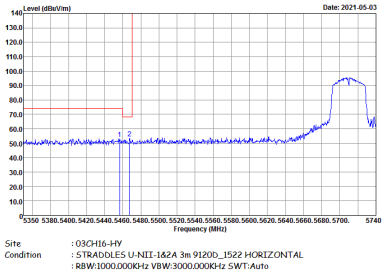	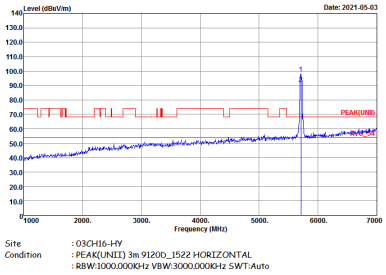
Avg.	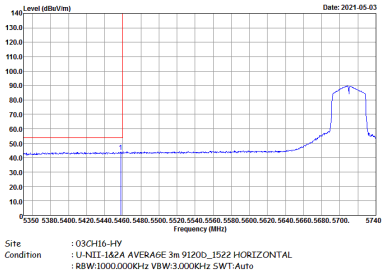	Left blank

WIFI	Band 3 Straddle Channel Band Edge @ 3m	
ANT	802.11n CH142 5710MHz - R	
1	Horizontal	Fundamental
Peak	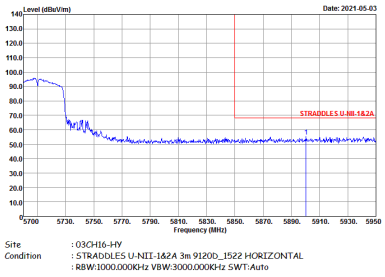	Left blank

WIFI	Band 3 Straddle Channel Band Edge @ 3m	
ANT	802.11n CH142 5710MHz - L	
1	Vertical	Fundamental
Peak	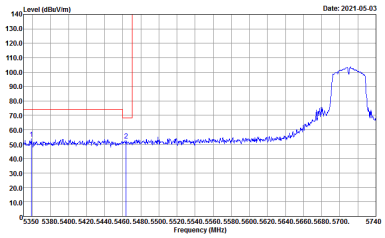 Site : 03CH16-HY Condition : STRADDLES U-NII-1&2A 3m 9120D_1522 VERTICAL : RBW:1000.000KHz VBW:3000.000KHz SWT:Auto	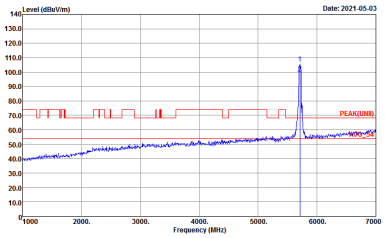 Site : 03CH16-HY Condition : PEAK(UNII) 3m 9120D_1522 VERTICAL : RBW:1000.000KHz VBW:3000.000KHz SWT:Auto
Avg.	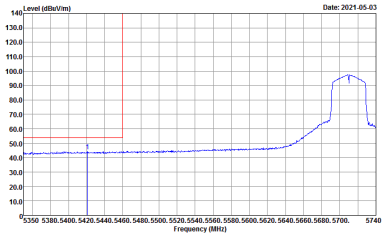 Site : 03CH16-HY Condition : U-NII-1&2A AVERAGE 3m 9120D_1522 VERTICAL : RBW:1000.000KHz VBW:3.000KHz SWT:Auto	Left blank

WIFI	Band 3 Straddle Channel Band Edge @ 3m	
ANT	802.11n CH142 5710MHz - R	
1	Vertical	Fundamental
Peak	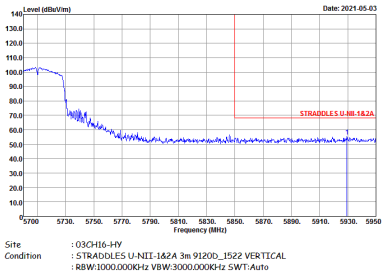	Left blank

Band 3 – Straddle Channel

WIFI 802.11ac VHT80 (Band Edge @ 3m)

WIFI	Band 3 Straddle Channel Band Edge @ 3m	
ANT	802.11ac CH138 5690MHz - L	
1	Horizontal	Fundamental
Peak	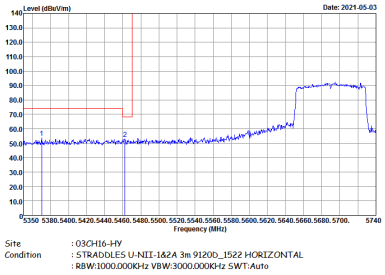	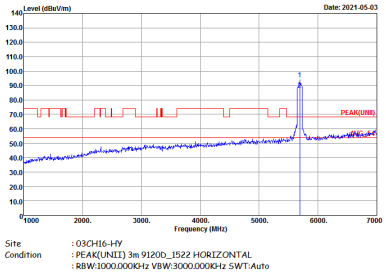
Avg.	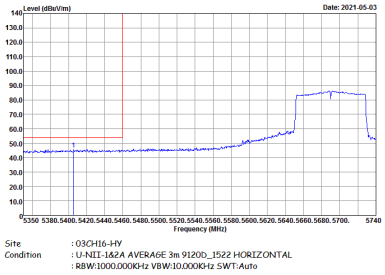	Left blank

WIFI	Band 3 Straddle Channel Band Edge @ 3m	
ANT	802.11ac CH138 5690MHz - R	
1	Horizontal	Fundamental
Peak	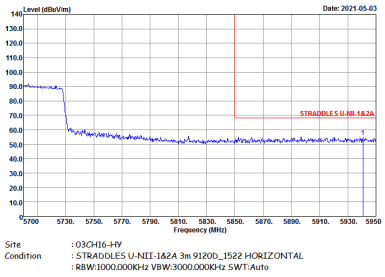	Left blank

WIFI	Band 3 Straddle Channel Band Edge @ 3m	
ANT	802.11ac CH138 5690MHz - L	
1	Vertical	Fundamental
Peak	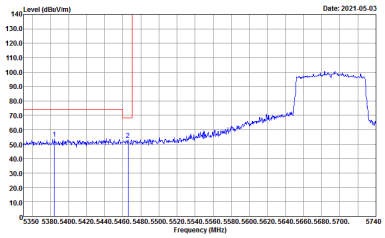 Site : 03CH16-HY Condition : STRADDLES U-NII-1&2A 3m 9120D_1522 VERTICAL : RBW:1000.000KHz VBW:3000.000KHz SWT:Auto	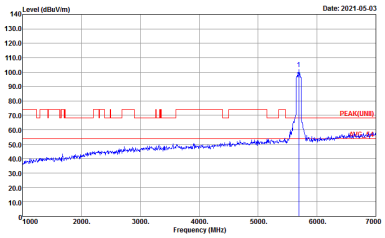 Site : 03CH16-HY Condition : PEAK(UNII) 3m 9120D_1522 VERTICAL : RBW:1000.000KHz VBW:3000.000KHz SWT:Auto
Avg.	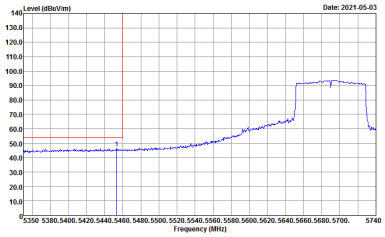 Site : 03CH16-HY Condition : U-NII-1&2A AVERAGE 3m 9120D_1522 VERTICAL : RBW:1000.000KHz VBW:10.000KHz SWT:Auto	Left blank

WIFI	Band 3 Straddle Channel Band Edge @ 3m	
ANT	802.11ac CH138 5690MHz - R	
1	Vertical	Fundamental
Peak	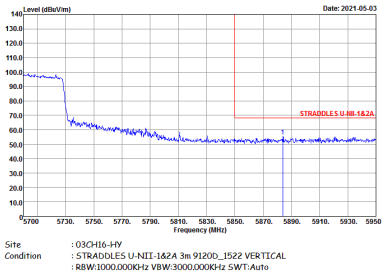	Left blank

Band 3 - Straddle Channel

WIFI 802.11a (Harmonic @ 3m)

WIFI	Band 3 Straddle Channel Harmonic @ 3m	
ANT	802.11a CH144 5720MHz	
1	Horizontal	Vertical
Peak Avg.	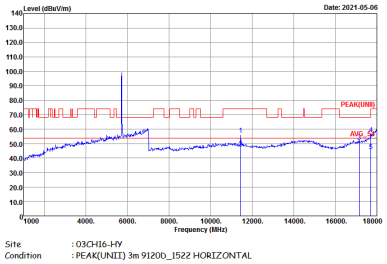	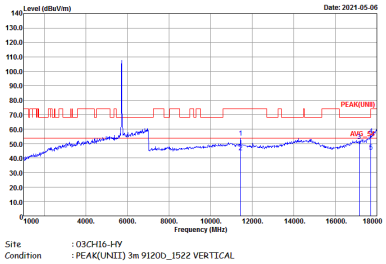

Band 3 – Straddle Channel

WIFI 802.11n HT20 (Harmonic @ 3m)

WIFI	Band 3 Straddle Channel Harmonic @ 3m	
ANT	802.11n HT20 CH144 5720MHz	
1	Horizontal	Vertical
Peak Avg.	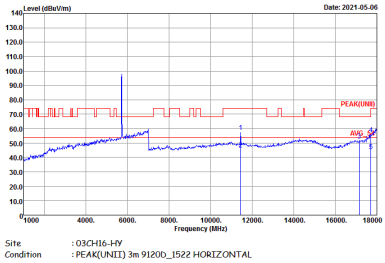	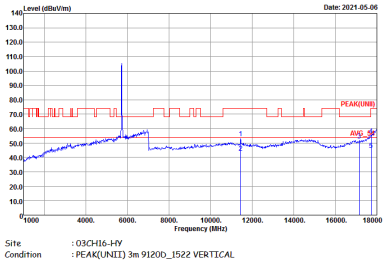

Band 3 – Straddle Channel

WIFI 802.11n HT40 (Harmonic @ 3m)

WIFI	Band 3 Straddle Channel Harmonic @ 3m	
ANT	802.11n HT40 CH142 5710MHz	
1	Horizontal	Vertical
Peak Avg.	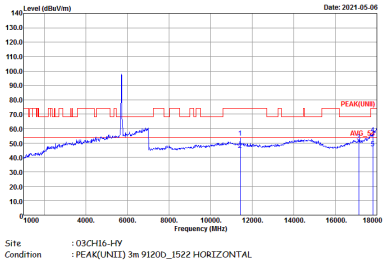	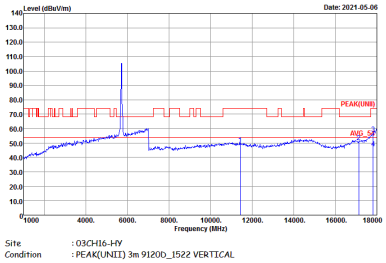

Band 3 – Straddle Channel

WIFI 802.11ac VHT80 (Harmonic @ 3m)

WIFI	Band 3 Straddle Channel Harmonic @ 3m	
ANT	802.11ac VHT80 CH138 5690MHz	
1	Horizontal	Vertical
Peak Avg.	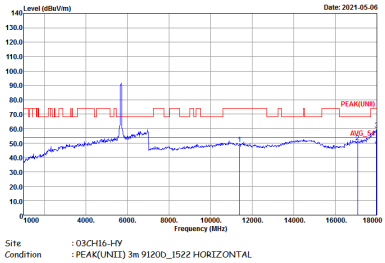	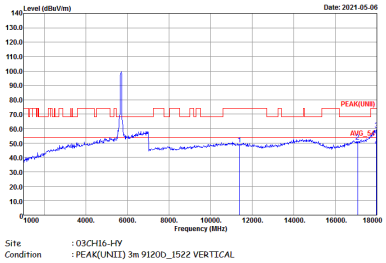

Emission above 18GHz

5GHz WIFI 802.11ac VHT80 (SHF)

WIFI	5GHz WIFI	
ANT	802.11ac VHT80 SHF	
1	Horizontal	Vertical
QP / Peak	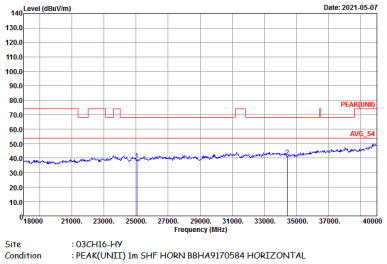	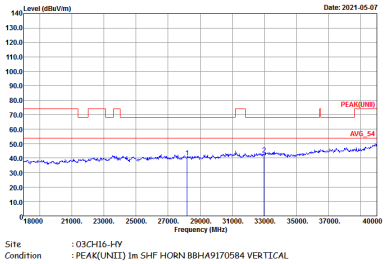

Emission below 1GHz

5GHz WIFI 802.11ac VHT80 (LF)

WIFI	5GHz WIFI	
ANT	802.11ac VHT80 LF	
1	Horizontal	Vertical
QP / Peak	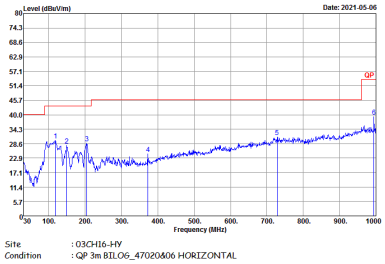	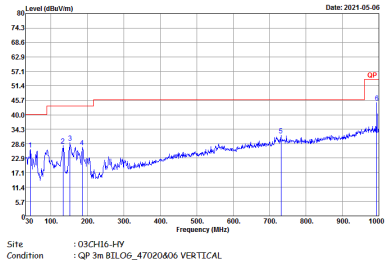

Band 2 - 5250~5350MHz

WIFI 802.11a (Band Edge @ 3m)

WIFI	Band 2 5250~5350MHz Band Edge @ 3m	
ANT	802.11a CH52 5260MHz - L	
2	Horizontal	Fundamental
Peak	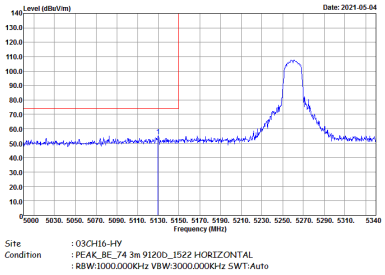	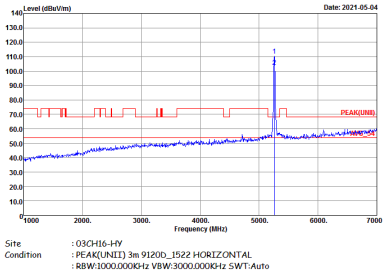
Avg.	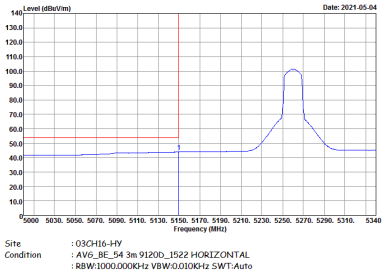	Left blank

WIFI	Band 2 5250~5350MHz Band Edge @ 3m	
ANT	802.11a CH52 5260MHz - R	
2	Horizontal	Fundamental
Peak	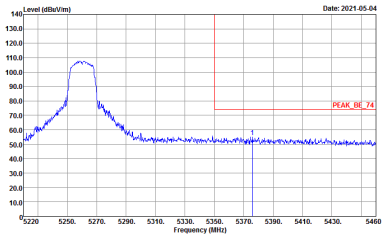 Site : 03CH16-HY Condition : PEAK_BE_74 3m 9120D_1522 HORIZONTAL : RBW:1000.000KHz VBW:3000.000KHz SWT:Auto	Left blank
Avg.	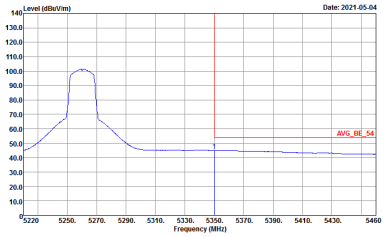 Site : 03CH16-HY Condition : AVG_BE_54 3m 9120D_1522 HORIZONTAL : RBW:1000.000KHz VBW:0.010KHz SWT:Auto	Left blank

WIFI	Band 2 5250~5350MHz Band Edge @ 3m	
ANT	802.11a CH52 5260MHz - L	
2	Vertical	Fundamental
Peak	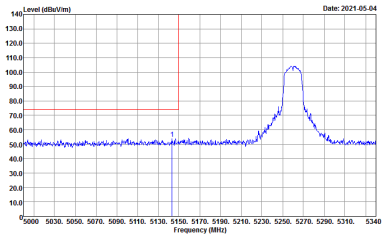 Site : 03CH16-HY Condition : PEAK_BE_74 3m 9120D_1522 VERTICAL : RBW:1000.000KHz VBW:3000.000KHz SWT:Auto	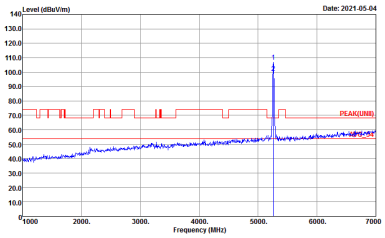 Site : 03CH16-HY Condition : PEAK(UNII) 3m 9120D_1522 VERTICAL : RBW:1000.000KHz VBW:3000.000KHz SWT:Auto
Avg.	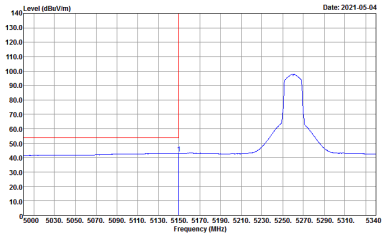 Site : 03CH16-HY Condition : AVG_BE_54 3m 9120D_1522 VERTICAL : RBW:1000.000KHz VBW:0.010KHz SWT:Auto	Left blank

WIFI	Band 2 5250~5350MHz Band Edge @ 3m	
ANT	802.11a CH52 5260MHz - R	
2	Vertical	Fundamental
Peak	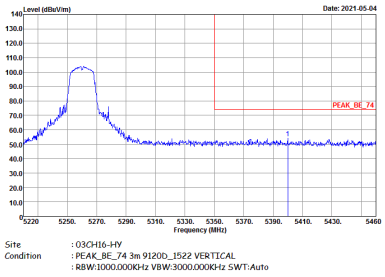	Left blank
Avg.	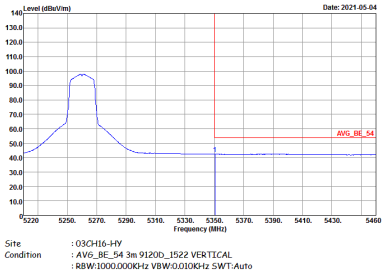	Left blank

WIFI	Band 2 5250~5350MHz Band Edge @ 3m	
ANT	802.11a CH60 5300MHz - L	
2	Horizontal	Fundamental
Peak	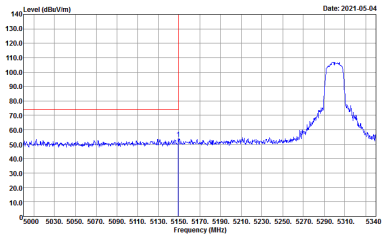 Site : 03CH16-HY Condition : PEAK_BE_74 3m 9120D_1522 HORIZONTAL : RBW:1000.000KHz VBW:3000.000KHz SWT:Auto	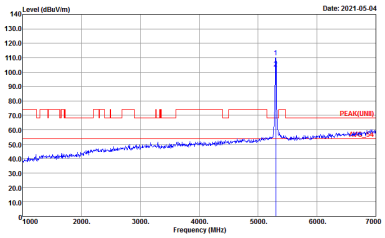 Site : 03CH16-HY Condition : PEAK(UNII) 3m 9120D_1522 HORIZONTAL : RBW:1000.000KHz VBW:3000.000KHz SWT:Auto
Avg.	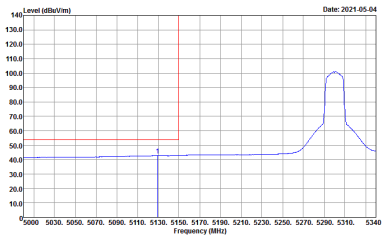 Site : 03CH16-HY Condition : AVG_BE_54 3m 9120D_1522 HORIZONTAL : RBW:1000.000KHz VBW:0.010KHz SWT:Auto	Left blank

WIFI	Band 2 5250~5350MHz Band Edge @ 3m	
ANT	802.11a CH60 5300MHz - R	
2	Horizontal	Fundamental
Peak	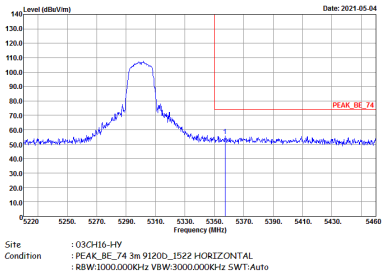	Left blank
Avg.	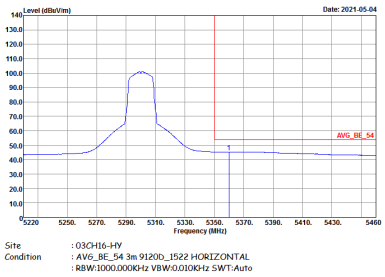	Left blank

WIFI	Band 2 5250~5350MHz Band Edge @ 3m	
ANT	802.11a CH60 5300MHz - L	
2	Vertical	Fundamental
Peak	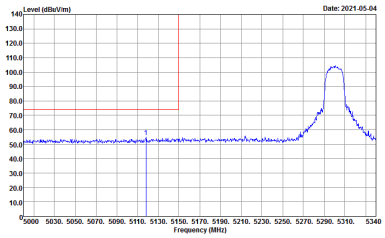 Site : 03CH16-HY Condition : PEAK_BE_74 3m 9120D_1522 VERTICAL : RBW:1000.000KHz VBW:3000.000KHz SWT:Auto	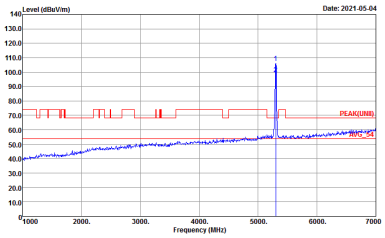 Site : 03CH16-HY Condition : PEAK(UNII) 3m 9120D_1522 VERTICAL : RBW:1000.000KHz VBW:3000.000KHz SWT:Auto
Avg.	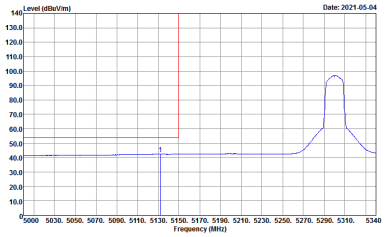 Site : 03CH16-HY Condition : AVG_BE_54 3m 9120D_1522 VERTICAL : RBW:1000.000KHz VBW:0.010KHz SWT:Auto	Left blank

WIFI	Band 2 5250~5350MHz Band Edge @ 3m	
ANT	802.11a CH60 5300MHz - R	
2	Vertical	Fundamental
Peak	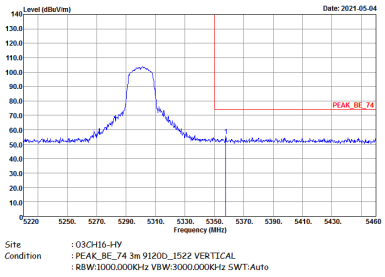	Left blank
Avg.	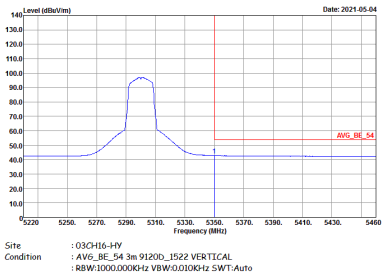	Left blank

WIFI	Band 2 5250~5350MHz Band Edge @ 3m	
ANT	802.11a CH64 5320MHz	
2	Horizontal	Fundamental
Peak	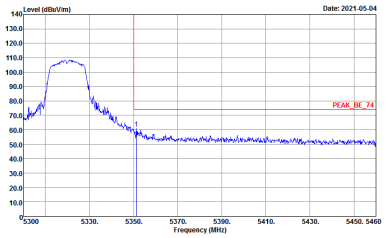 Site : 03CH16-HY Condition : PEAK_BE_74 3m 9120D_1522 HORIZONTAL : RBW:1000.000KHz VBW:3000.000KHz SWT:Auto	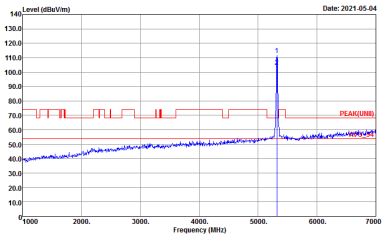 Site : 03CH16-HY Condition : PEAK(UNII) 3m 9120D_1522 HORIZONTAL : RBW:1000.000KHz VBW:3000.000KHz SWT:Auto
Avg.	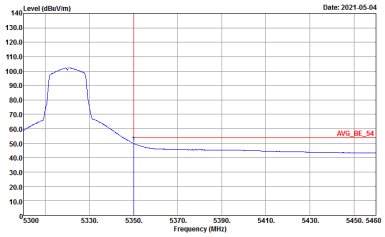 Site : 03CH16-HY Condition : AVG_BE_54 3m 9120D_1522 HORIZONTAL : RBW:1000.000KHz VBW:0.010KHz SWT:Auto	Left blank

WIFI	Band 2 5250~5350MHz Band Edge @ 3m	
ANT	802.11a CH64 5320MHz	
2	Vertical	Fundamental
Peak	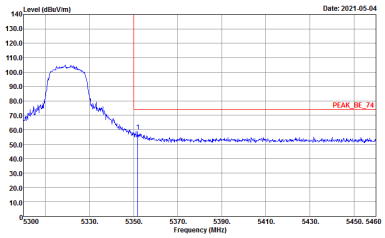 Site : 03CH16-HY Condition : PEAK_BE_74 3m 9120D_1522 VERTICAL : RBW:1000.000KHz VBW:3000.000KHz SWT:Auto	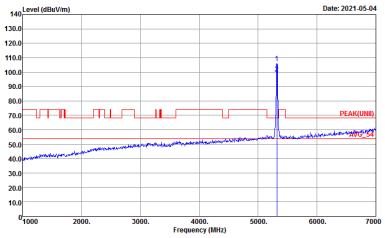 Site : 03CH16-HY Condition : PEAK(UNII) 3m 9120D_1522 VERTICAL : RBW:1000.000KHz VBW:3000.000KHz SWT:Auto
Avg.	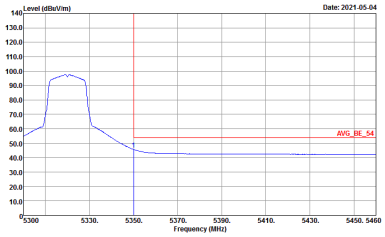 Site : 03CH16-HY Condition : AVG_BE_54 3m 9120D_1522 VERTICAL : RBW:1000.000KHz VBW:0.010KHz SWT:Auto	Left blank

Band 2 5250~5350MHz

WIFI 802.11n HT20 (Band Edge @ 3m)

WIFI	Band 2 5250~5350MHz Band Edge @ 3m	
ANT	802.11n HT20 CH52 5260MHz - L	
2	Horizontal	Fundamental
Peak	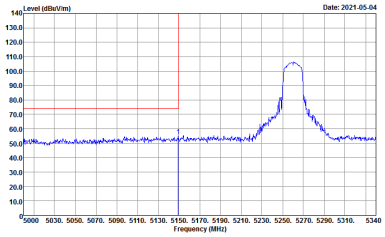	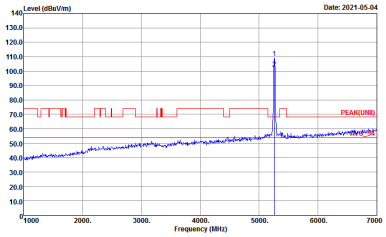
Avg.	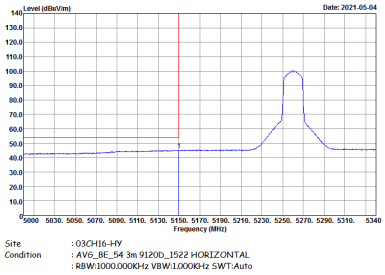	Left blank

WIFI	Band 2 5250~5350MHz Band Edge @ 3m	
ANT	802.11n HT20 CH52 5260MHz - R	
2	Horizontal	Fundamental
Peak	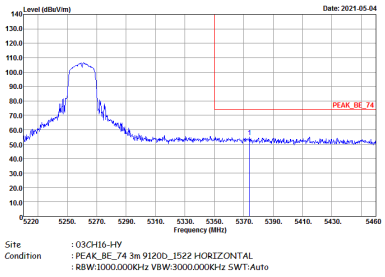	Left blank
Avg.	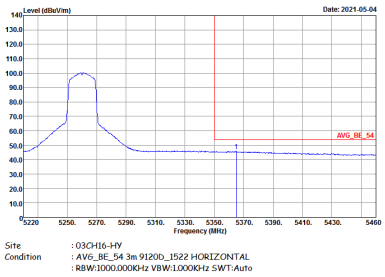	Left blank

WIFI	Band 2 5250~5350MHz Band Edge @ 3m	
ANT	802.11n HT20 CH52 5260MHz - L	
2	Vertical	Fundamental
Peak	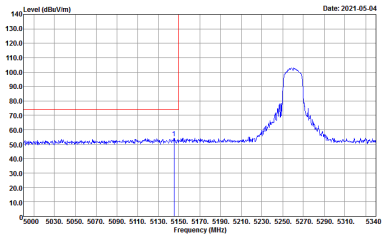 Site : 03CH16-HY Condition : PEAK_BE_74 3m 9120D_1522 VERTICAL : RBW:1000.000KHz VBW:3000.000KHz SWT:Auto	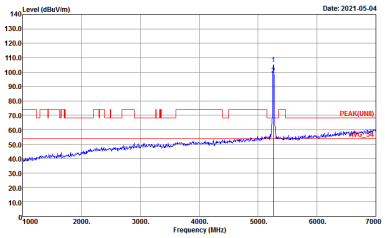 Site : 03CH16-HY Condition : PEAK(UNII) 3m 9120D_1522 VERTICAL : RBW:1000.000KHz VBW:3000.000KHz SWT:Auto
Avg.	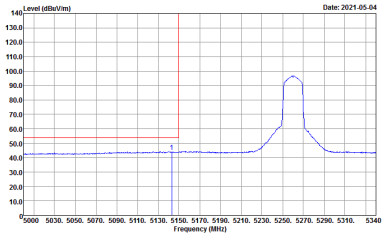 Site : 03CH16-HY Condition : AVG_BE_54 3m 9120D_1522 VERTICAL : RBW:1000.000KHz VBW:1.000KHz SWT:Auto	Left blank

WIFI	Band 2 5250~5350MHz Band Edge @ 3m	
ANT	802.11n HT20 CH52 5260MHz - R	
2	Vertical	Fundamental
Peak	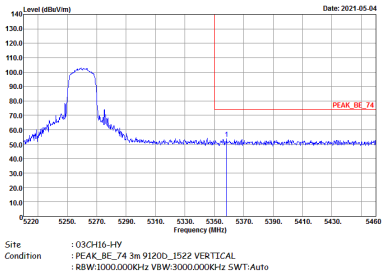	Left blank
Avg.	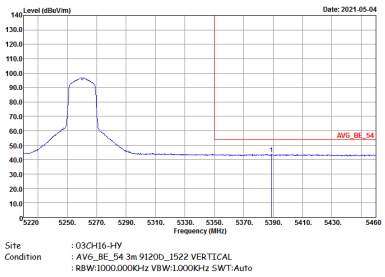	Left blank

WIFI	Band 2 5250~5350MHz Band Edge @ 3m	
ANT	802.11n HT20 CH60 5300MHz - L	
2	Horizontal	Fundamental
Peak	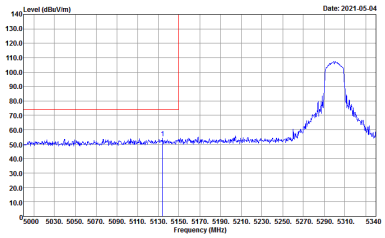 Site : 03CH16-HY Condition : PEAK_BE_74 3m 9120D_1522 HORIZONTAL : RBW:1000.000KHz VBW:3000.000KHz SWT:Auto	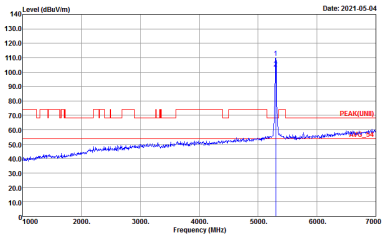 Site : 03CH16-HY Condition : PEAK(UNII) 3m 9120D_1522 HORIZONTAL : RBW:1000.000KHz VBW:3000.000KHz SWT:Auto
Avg.	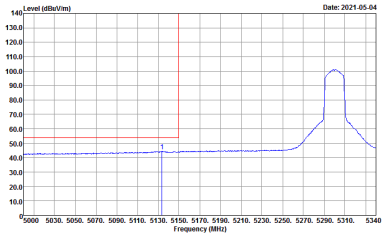 Site : 03CH16-HY Condition : AVG_BE_54 3m 9120D_1522 HORIZONTAL : RBW:1000.000KHz VBW:1.000KHz SWT:Auto	Left blank

WIFI	Band 2 5250~5350MHz Band Edge @ 3m	
ANT	802.11n HT20 CH60 5300MHz - R	
2	Horizontal	Vertical
Peak	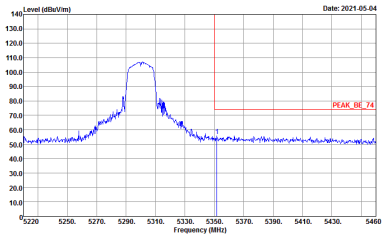	Left blank
Avg.	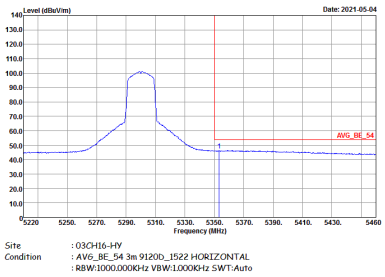	Left blank

WIFI	Band 2 5250~5350MHz Band Edge @ 3m	
ANT	802.11n HT20 CH60 5300MHz - L	
2	Vertical	Fundamental
Peak	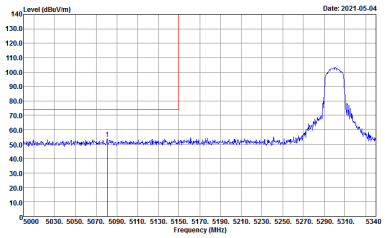 Site : 03CH16-HY Condition : PEAK_BE_74 3m 9120D_1522 VERTICAL : RBW:1000.000KHz VBW:3000.000KHz SWT:Auto	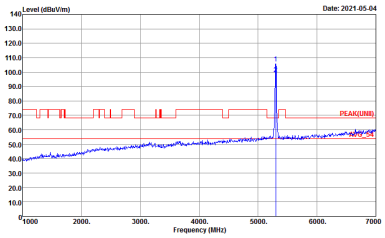 Site : 03CH16-HY Condition : PEAK(UNII) 3m 9120D_1522 VERTICAL : RBW:1000.000KHz VBW:3000.000KHz SWT:Auto
Avg.	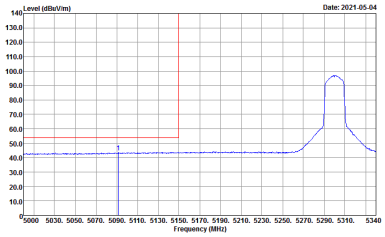 Site : 03CH16-HY Condition : AVG_BE_54 3m 9120D_1522 VERTICAL : RBW:1000.000KHz VBW:1.000KHz SWT:Auto	Left blank

WIFI	Band 2 5250~5350MHz Band Edge @ 3m	
ANT	802.11n HT20 CH60 5300MHz - R	
2	Vertical	Fundamental
Peak	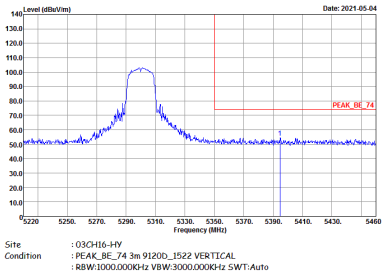	Left blank
Avg.	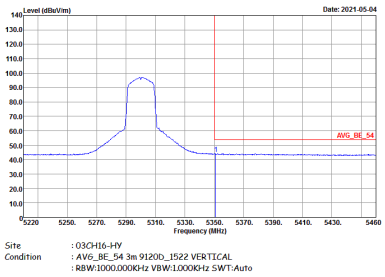	Left blank

WIFI	Band 2 5250~5350MHz Band Edge @ 3m	
ANT	802.11n HT20 CH64 5320MHz	
2	Horizontal	Fundamental
Peak	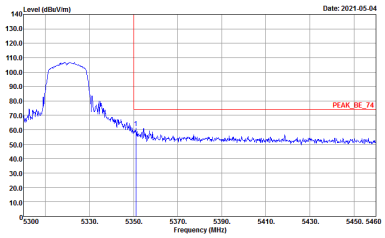 Site : 03CH16-HY Condition : PEAK_BE_74 3m 9120D_1522 HORIZONTAL : RBW:1000.000KHz VBW:3000.000KHz SWT:Auto	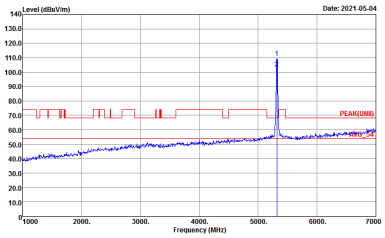 Site : 03CH16-HY Condition : PEAK(UNII) 3m 9120D_1522 HORIZONTAL : RBW:1000.000KHz VBW:3000.000KHz SWT:Auto
Avg.	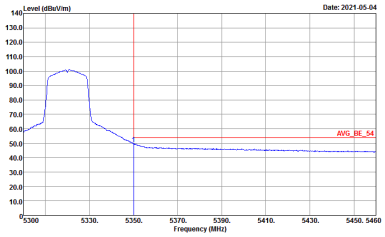 Site : 03CH16-HY Condition : AVG_BE_54 3m 9120D_1522 HORIZONTAL : RBW:1000.000KHz VBW:1.000KHz SWT:Auto	Left blank

WIFI	Band 2 5250~5350MHz Band Edge @ 3m	
ANT	802.11n HT20 CH64 5320MHz	
2	Vertical	Fundamental
Peak	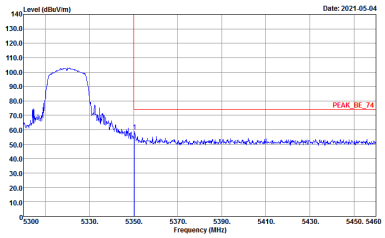 Site : 03CH16-HY Condition : PEAK_BE_74 3m 9120D_1522 VERTICAL : RBW:1000.000KHz VBW:3000.000KHz SWT:Auto	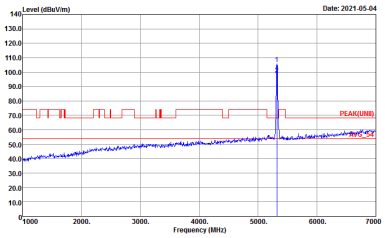 Site : 03CH16-HY Condition : PEAK(UNII) 3m 9120D_1522 VERTICAL : RBW:1000.000KHz VBW:3000.000KHz SWT:Auto
Avg.	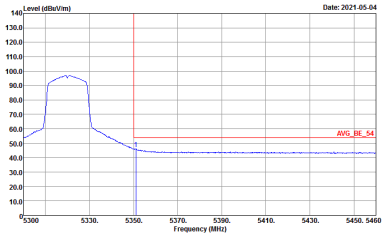 Site : 03CH16-HY Condition : AVG_BE_54 3m 9120D_1522 VERTICAL : RBW:1000.000KHz VBW:1.000KHz SWT:Auto	Left blank

Band 2 5250~5350MHz

WIFI 802.11n HT40 (Band Edge @ 3m)

WIFI	Band 2 5250~5350MHz Band Edge @ 3m	
ANT	802.11n HT40 CH54 5270 - L	
2	Horizontal	Fundamental
Peak	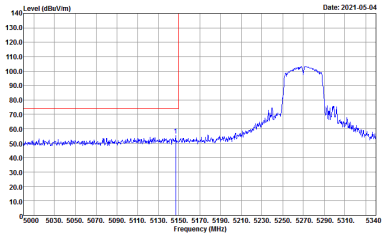	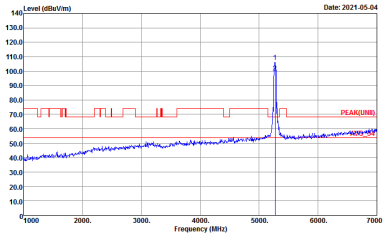
Avg.	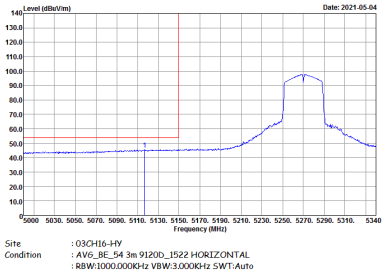	Left blank

WIFI	Band 2 5250~5350MHz Band Edge @ 3m	
ANT	802.11n HT40 CH54 5270 - R	
2	Horizontal	Fundamental
Peak	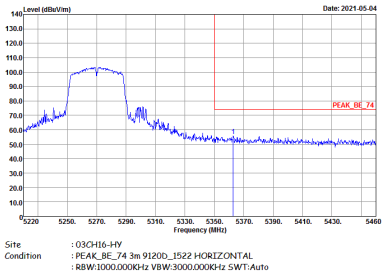	Left blank
Avg.	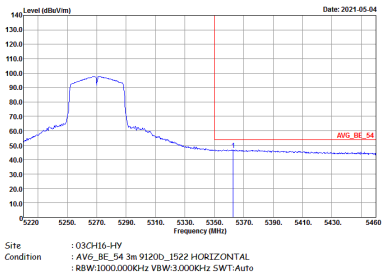	Left blank

WIFI	Band 2 5250~5350MHz Band Edge @ 3m	
ANT	802.11n HT40 CH54 5270 - L	
2	Vertical	Vertical
Peak	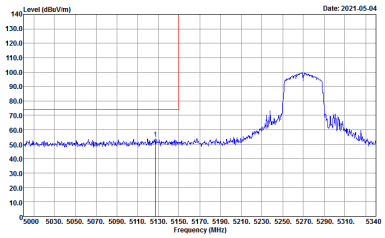 Site : 03CH16-HY Condition : PEAK_BE_74 3m 9120D_1522 VERTICAL : RBW:1000.000KHz VBW:3000.000KHz SWT:Auto	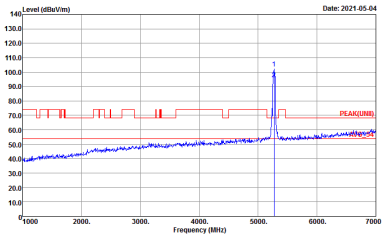 Site : 03CH16-HY Condition : PEAK(UNII) 3m 9120D_1522 VERTICAL : RBW:1000.000KHz VBW:3000.000KHz SWT:Auto
Avg.	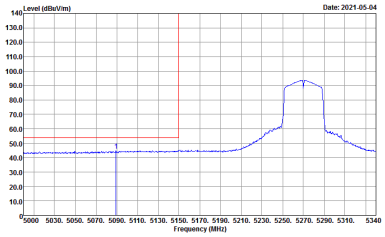 Site : 03CH16-HY Condition : AVG_BE_54 3m 9120D_1522 VERTICAL : RBW:1000.000KHz VBW:3.000KHz SWT:Auto	Left blank