FCC Radio Test Report

FCC ID	:	2AP85-MCR822CE
Equipment	:	AC Module MCR822CE-P，AC Module MCR822CE-P4
Brand Name	:	TAIWAN ANJIE
Model Name	:	MCR822CE-P, MCR822CE-P4
Applicant	:	Taiwan Anjie Electronics Co., Ltd 1F., No. 236, Sec. 3, Huanbei Rd., Jhubei City, Hsinchu Country 30256,Taiwan (R.O.C.)
Manufacturer	:	Taiwan Anjie Electronics Co., Ltd 1F., No. 236, Sec. 3, Huanbei Rd., Jhubei City, Hsinchu Country 30256,Taiwan (R.O.C.)
Standard	:	47 CFR FCC Part 15.247

The product was received on Nov. 22, 2022, and testing was started from Dec. 22, 2022 and completed on Feb. 11, 2023. We, SPORTON INTERNATIONAL INC. Hsinhua Laboratory, would like to declare that the tested sample has been evaluated in accordance with the procedures given in ANSI C63.10-2013 and shown compliance with the applicable technical standards.

The test results in this report apply exclusively to the tested model / sample. Without written approval of SPORTON INTERNATIONAL INC. Hsinhua Laboratory, the test report shall not be reproduced except in full.

Approved by: Ben Tesng

SPORTON INTERNATIONAL INC. Hsinhua Laboratory

No.52, Huaya 1st Rd., Guishan Dist., Taoyuan City 333411, Taiwan (R.O.C.)

Table of Contents

HISTORY OF THIS TEST REPORT **3**

SUMMARY OF TEST RESULT **4**

1 GENERAL DESCRIPTION **5**

1.1 Information 5
1.2 Testing Applied Standards 8
1.3 Testing Location Information 8
1.4 Measurement Uncertainty 8

2 TEST CONFIGURATION OF EUT **9**

2.1 Test Channel Mode 9
2.2 The Worst Case Measurement Configuration 10
2.3 Support Equipment 11
2.4 Test Setup Diagram 12

3 TRANSMITTER TEST RESULT **16**

3.1 AC Power-line Conducted Emissions 16
3.2 DTS Bandwidth 18
3.3 Maximum Conducted Output Power 19
3.4 Power Spectral Density 21
3.5 Emissions in Non-restricted Frequency Bands 22
3.6 Emissions in Restricted Frequency Bands 23

4 TEST EQUIPMENT AND CALIBRATION DATA **27**

APPENDIX A. TEST RESULTS OF AC POWER-LINE CONDUCTED EMISSIONS

APPENDIX B. TEST RESULTS OF DTS BANDWIDTH

APPENDIX C. TEST RESULTS OF MAXIMUM CONDUCTED OUTPUT POWER

APPENDIX D. TEST RESULTS OF POWER SPECTRAL DENSITY

APPENDIX E. TEST RESULTS OF EMISSIONS IN NON-RESTRICTED FREQUENCY BANDS

APPENDIX F. TEST RESULTS OF EMISSIONS IN RESTRICTED FREQUENCY BANDS

APPENDIX G. TEST RESULTS OF RADIATED EMISSION CO-LOCATION

APPENDIX H. TEST PHOTOS

PHOTOGRAPHS OF EUT V01

History of this test report

Report No.	Version	Description	Issued Date
FR2N1502AC	01	Initial issue of report	Mar. 20, 2023

Summary of Test Result

Report Clause	Ref. Std. Clause	Test Items	Result (PASS/FAIL)	Remark
1.1.2	15.203	Antenna Requirement	PASS	-
3.1	15.207	AC Power-line Conducted Emissions	PASS	-
3.2	15.247(a)	DTS Bandwidth	PASS	-
3.3	15.247(b)	Maximum Conducted Output Power	PASS	-
3.4	15.247(e)	Power Spectral Density	PASS	-
3.5	15.247(d)	Emissions in Non-restricted Frequency Bands	PASS	-
3.6	15.247(d)	Emissions in Restricted Frequency Bands	PASS	-

Declaration of Conformity:
The test results with all measurement uncertainty excluded are presented in accordance with the regulation limits or requirements declared by manufacturers.
Comments and explanations:
None

Reviewed by: Barry Hsiao

Report Producer: Amber Chiu

1 General Description

1.1 Information

1.1.1 RF General Information

Frequency Range (MHz)	IEEE Std. 802.11	Ch. Frequency (MHz)	Channel Number
2400-2483.5	b, g, n (HT20), VHT20	2412-2462	1-11 [11]
2400-2483.5	n (HT40), VHT40	2422-2452	3-9 [7]

Band	Mode	BWch (MHz)	Nant
2.4-2.4835GHz	802.11b	20	2TX
2.4-2.4835GHz	802.11g	20	2TX
2.4-2.4835GHz	VHT20	20	2TX
2.4-2.4835GHz	VHT40	40	2TX

Note:
- 11b mode uses a combination of DSSS-DBPSK, DQPSK, CCK modulation.
- 11g, HT20 and HT40 use a combination of OFDM-BPSK, QPSK, 16QAM, 64QAM modulation.
- VHT20, VHT40 use a combination of OFDM-BPSK, QPSK, 16QAM, 64QAM, 256QAM modulation.
- BWch is the nominal channel bandwidth.

1.1.2 Antenna Information

Group	Ant.	Brand	Model Name	Antenna Type	Connector	Support
1	1	anjie	AEDQ4S-B0003	Dipole	MHF1	2.4G+5G
1	2	anjie	AEDQ4S-B0003	Dipole	MHF1	2.4G+5G+BT
2	1	anjie	AJDQ1J-B0033	PIFA	MHF1	2.4G+5G
2	2	anjie	AJDQ1J-B0033	PIFA	MHF1	2.4G+5G+BT
3	1	anjie	AEDQ4S-B0003	Dipole	MHF4	2.4G+5G
3	2	anjie	AEDQ4S-B0003	Dipole	MHF4	2.4G+5G+BT
4	1	anjie	AJDQ1J-B0033	PIFA	MHF4	2.4G+5G
4	2	anjie	AJDQ1J-B0033	PIFA	MHF4	2.4G+5G+BT

Group	Ant.	Port	Gain (dBi)		
			2.4G	5G	BT
1	1	S0	5	5.3	-
1	2	S1	5	5.3	5
2	1	S0	2.5	3.9	-
2	2	S1	2.5	3.9	2.5
3	1	S0	5	5.3	-
3	2	S1	5	5.3	5
4	1	S0	2.5	3.9	-
4	2	S1	2.5	3.9	2.5

For 2.4GHz function:

For IEEE 802.11 b/g/n/VHT mode (2TX/2RX)

Ant. 1 (port S0) and Ant. 2 (port S1) could transmit/receive simultaneously.

For 5GHz function:

For IEEE 802.11 a/n/ac mode (2TX/2RX)

Ant. 1 (port S0) and Ant. 2 (port S1) could transmit/receive simultaneously.

For BT function:

For IEEE 802.15.1 Bluetooth mode (1TX/1RX)

Ant. 2 (port S1) could transmit/receive.

1.1.3 EUT Information

Operational Condition				
EUT Power Type	From Fixture			
EUT Function	☒	Point-to-multipoint	☐	Point-to-point
Beamforming Function	☐	With beamforming	☒	Without beamforming

Type of EUT		
☒	Stand-alone	
☐	Combined (EUT where the radio part is fully integrated within another device)	
	Combined Equipment - Brand Name / Model No.:	…
☐	Plug-in radio (EUT intended for a variety of host systems)	
	Host System - Brand Name / Model No.:	…
☐	Other:	

1.1.4 Mode Test Duty Cycle

Mode	DC	DCF(dB)	T(s)	VBW(Hz) ≥ 1/T
802.11b_Nss1,(1Mbps)_2TX	1	0	n/a (DC>=0.98)	n/a (DC>=0.98)
802.11g_ Nss1,(6Mbps)_2TX	1	0	n/a (DC>=0.98)	n/a (DC>=0.98)
VHT20_Nss1,(MCS0)_2TX	1	0	n/a (DC>=0.98)	n/a (DC>=0.98)
VHT40_Nss1,(MCS0)_2TX	1	0	n/a (DC>=0.98)	n/a (DC>=0.98)

Note. If DC < 0.98, the DCF was added while measuring Output power and PSD.

1.1.5 Table for Multiple Listing

The equipment name /model names in the following table are all refer to the identical product.

Equipment Name	Model Name	Connector	Description
AC Module MCR822CE-P	MCR822CE-P	With MHF1 connector (One Generations Connector)	The difference of models is in Connector.
AC Module MCR822CE-P4	MCR822CE-P4	With MHF4 connector (Four Generations Connector)	

Note: Model Name MCR822CE-P was selected as representative for the test and its data was recorded in this report. The information is provided by manufacturer.

1.2 Testing Applied Standards

According to the specifications of the manufacturer, the EUT must comply with the requirements of the following standards:

- 47 CFR FCC Part 15
- ANSI C63.10-2013

The following reference test guidance is not within the scope of accreditation of TAF:

- KDB 558074 D01 v05r02
- KDB 662911 D01 v02r01
- KDB 414788 D01 v01r01

1.3 Testing Location Information

Test Lab.：Sporton International Inc. Hsinhua Laboratory				
☒ Hsinhua (**TAF:** 3785)	**ADD:** No.52, Huaya 1st Rd., Guishan Dist., Taoyuan City 333411, Taiwan (R.O.C.)			
	TEL: 886-3-327-3456		**FAX:** 886-3-327-0973	
Test site Designation No. TW3785 with FCC.				
Test Condition	**Test Site No.**	**Test Engineer**	**Test Environment**	**Test Date**
AC Conduction	CO04-HY	Daniel Lin	20.5~21.4°C / 50~54%	11/Feb/2023
RF Conducted	TH07-HY	Yuna Lin	22.1~24.1°C / 52~58%	19/Jan/2023
Radiated	03CH02-HY	Daniel Lin	20.2~26.4°C / 51~62%	22/Dec/2022~01/Feb/2023
☐ Wen 33rd.St. (**TAF:** 3785)	**ADD:** No.14-1, Ln. 19, Wen 33rd St., Guishan Dist., Taoyuan City 333010, Taiwan (R.O.C.)			
	TEL: 886-3-318-0787		**FAX:** 886-3-318-0287	
Test site Designation No. TW0008 with FCC.				

1.4 Measurement Uncertainty

ISO/IEC 17025 requires that an estimate of the measurement uncertainties associated with the emissions test results be included in the report. The measurement uncertainties given below are based on a 95% confidence level (based on a coverage factor (k=2)

Test Items	**Uncertainty**	**Remark**
AC Power-line Conducted Emissions	4.53 dB	Confidence levels of 95%
Bandwidth	3 MHz	Confidence levels of 95%
Maximum Conducted Output Power	2 dB	Confidence levels of 95%
Power Spectral Density	2 dB	Confidence levels of 95%
Emissions in Non-restricted Frequency Bands	0.14 dB	Confidence levels of 95%
Emissions in Restricted Frequency Bands	4.8 dB	Confidence levels of 95%

2 Test Configuration of EUT

2.1 Test Channel Mode

Test Software Version	RTL8822CE MP Diagnostic Program0.0001.1020.2018

Mode	Power Setting
802.11b_Nss1,(1Mbps)_2TX	-
2412MHz	95,106
2417MHz	102,113
2437MHz	115,127
2457MHz	100,112
2462MHz	96,108
802.11g_Nss1,(6Mbps)_2TX	-
2412MHz	77,86
2417MHz	83,92
2437MHz	104,114
2457MHz	77,87
2462MHz	68,79
VHT20_Nss1,(MCS0)_2TX	-
2412MHz	72,80
2417MHz	76,84
2437MHz	100,110
2457MHz	73,83
2462MHz	64,75
VHT40_Nss1,(MCS0)_2TX	-
2422MHz	62,71
2427MHz	67,76
2437MHz	71,79
2447MHz	64,73
2452MHz	60,70

2.2 The Worst Case Measurement Configuration

The Worst Case Mode for Following Conformance Tests	
Tests Item	AC power-line conducted emissions
Condition	AC power-line conducted measurement for line and neutral Test Voltage: 120Vac / 60Hz
Operating Mode	CTX
1	Fixture Mode, Dipole Antenna
2	Fixture Mode, PIFA Antenna

The Worst Case Mode for Following Conformance Tests	
Tests Item	DTS Bandwidth Maximum Conducted Output Power Power Spectral Density Emissions in Non-restricted Frequency Bands
Test Condition	Conducted measurement at transmit chains

The Worst Case Mode for Following Conformance Tests			
Tests Item	Emissions in Restricted Frequency Bands		
Test Condition	Radiated measurement If EUT consist of multiple antenna assembly (multiple antenna are used in EUT regardless of spatial multiplexing MIMO configuration), the radiated test should be performed with highest antenna gain of each antenna type.		
Operating Mode < 1GHz	CTX		
1	Fixture Mode, Dipole Antenna		
2	Fixture Mode, PIFA Antenna		
Operating Mode > 1GHz	CTX		
Orthogonal Planes of EUT	**X Plane**	**Y Plane**	**Z Plane**
Worst Planes of EUT			V

The Worst Case Mode for Following Conformance Tests	
Tests Item	Simultaneous Transmission Analysis
Test Condition	Radiated measurement
Operating Mode	Normal Link
1	WLAN 2.4GHz+Bluetooth
2	WLAN 5GHz+Bluetooth
Refer to Sporton Test Report No.: FA2N1502 for Co-location RF Exposure Evaluation and Appendix G for Radiated Emission Co-location.	

2.3 Support Equipment

Support Equipment – AC Conduction					
No.	**Equipment**	**Brand Name**	**Model Name**	**FCC ID**	**Remark**
1	Notebook	Toshiba	PORTEGE R30-A	-	-
2	Adapter for NB	Toshiba	PA5114E-1AC3	-	-
3	Fixture	N/A	N/A	-	Provided by Customer

Support Equipment – Conducted					
No.	**Equipment**	**Brand Name**	**Model Name**	**FCC ID**	**Remark**
1	Notebook	ASUS	N/A	-	Provided by Customer
2	Adapter for NB	ASUS	ADP-90YD B	-	Provided by Customer
3	Fixture	N/A	N/A	-	Provided by Customer

Support Equipment – Radiated					
No.	**Equipment**	**Brand Name**	**Model Name**	**FCC ID**	**Remark**
1	Notebook	Toshiba	PORTEGE R30-A	-	-
2	Adapter for NB	Toshiba	PA5114E-1AC3	-	-
3	Fixture	N/A	N/A	-	Provided by Customer

2.4 Test Setup Diagram

Test Setup Diagram – AC Line Conducted Emission Test (Dipole Antenna)

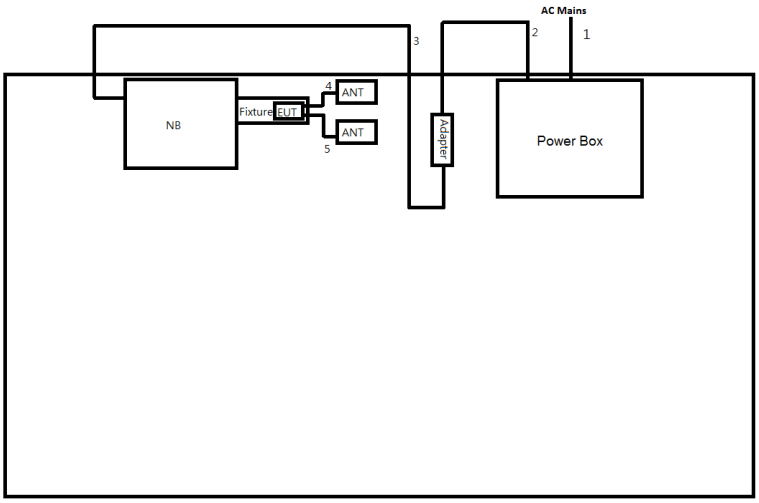

Item	Connection	Shielded	Length(m)	Remark
1	AC Power cable	No	1.8	-
2	AC Power cable	No	1.0	-
3	DC Power cable	No	1.8	-
4	RF cable	No	0.1	-
5	RF cable	No	0.1	-

Test Setup Diagram – AC Line Conducted Emission Test (PIFA Antenna)

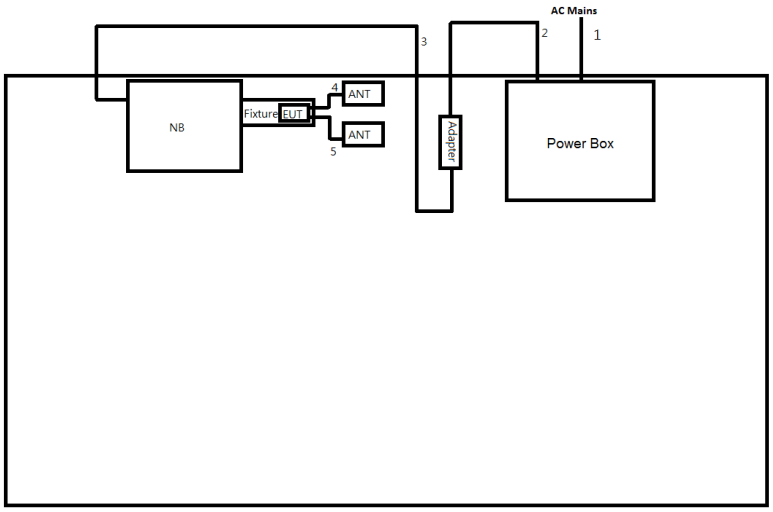

Item	Connection	Shielded	Length(m)	Remark
1	AC Power cable	No	1.8	-
2	AC Power cable	No	1.0	-
3	DC Power cable	No	1.8	-
4	RF cable	No	0.05	-
5	RF cable	No	0.05	-

Test Setup Diagram - Radiated Test (Dipole Antenna)

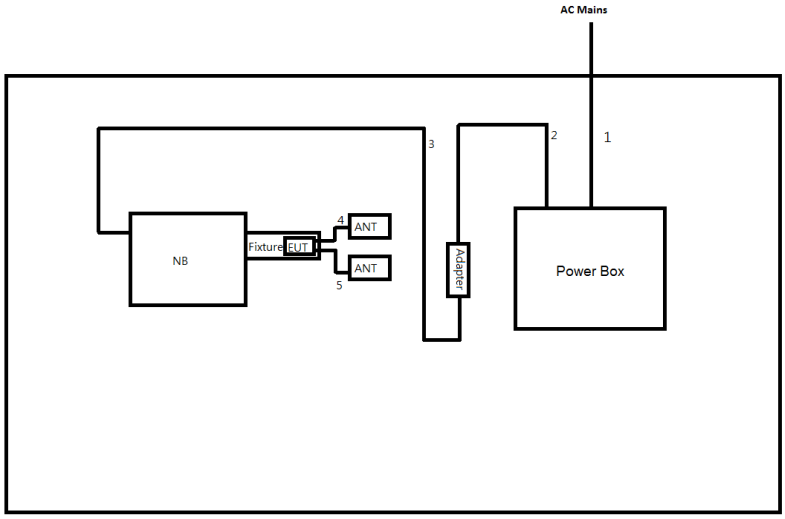

Item	Connection	Shielded	Length(m)	Remark
1	AC Power cable	No	1.8	-
2	AC Power cable	No	1.0	-
3	DC Power cable	No	1.8	-
4	RF cable	No	0.1	-
5	RF cable	No	0.1	-

Test Setup Diagram - Radiated Test (PIFA Antenna)

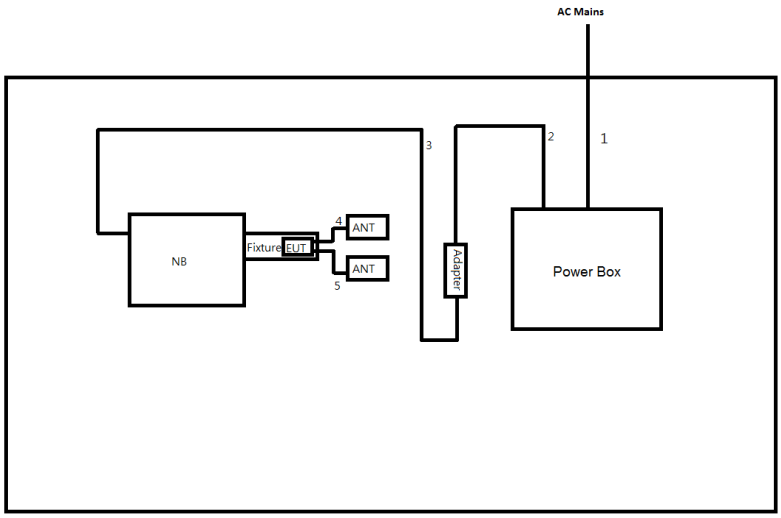

Item	Connection	Shielded	Length(m)	Remark
1	AC Power cable	No	1.8	-
2	AC Power cable	No	1.0	-
3	DC Power cable	No	1.8	-
4	RF cable	No	0.05	-
5	RF cable	No	0.05	-

3 Transmitter Test Result

3.1 AC Power-line Conducted Emissions

3.1.1 AC Power-line Conducted Emissions Limit

AC Power-line Conducted Emissions Limit		
Frequency Emission (MHz)	**Quasi-Peak**	**Average**
0.15-0.5	66 - 56 *	56 - 46 *
0.5-5	56	46
5-30	60	50
Note 1: * Decreases with the logarithm of the frequency.		

3.1.2 Measuring Instruments

Refer a test equipment and calibration data table in this test report.

3.1.3 Test Procedures

Test Method
☒ Refer as ANSI C63.10-2013, clause 6.2 for AC power-line conducted emissions.

3.1.4 Measurement Results Calculation

The measured Level is calculated using:
Corrected Reading: Raw(Read Level) +LISN(LISN Factor) + CL(Cable Loss) + AT(Attenuator).

3.1.5 Test Setup

AC Power-line Conducted Emissions

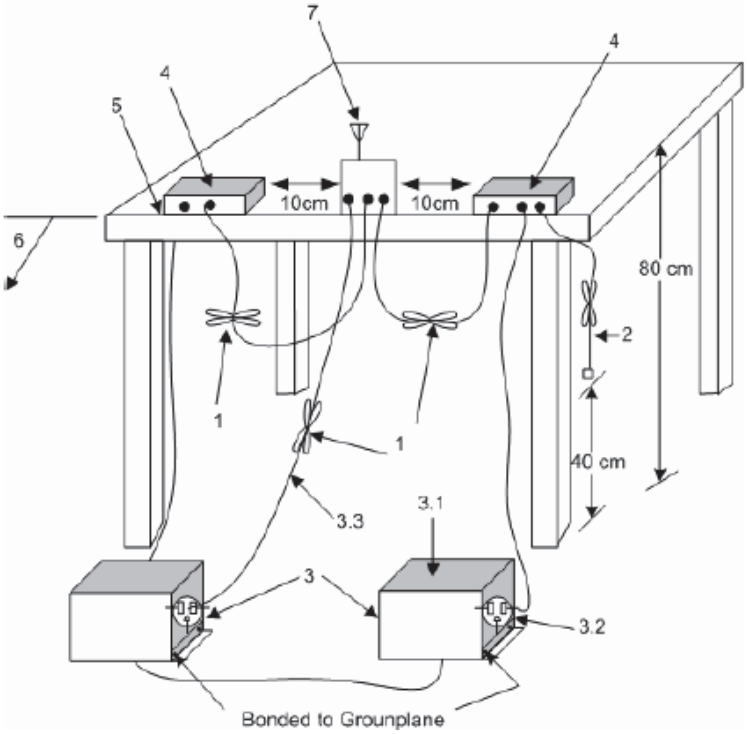

1—Interconnecting cables that hang closer than 40 cm to the ground plane shall be folded back and forth in the center forming a bundle 30 cm to 40 cm long.
2—The I/O cables that are not connected to an accessory shall be bundled in the center. The end of the cable may be terminated, if required, using the correct terminating impedance. The overall length shall not exceed 1 m.
3—EUT connected to one LISN. Unused LISN measuring port connectors shall be terminated in 50Ω loads. LISN may be placed on top of, or immediately beneath, reference ground plane.
3.1—All other equipment powered from additional LISN(s).
3.2—A multiple-outlet strip may be used for multiple power cords of non-EUT equipment.
3.3—LISN at least 80 cm from nearest part of EUT chassis.
4—Non-EUT components of EUT system being tested.
5—Rear of EUT, including peripherals, shall all be aligned and flush with edge of tabletop.
6—Edge of tabletop shall be 40 cm removed from a vertical conducting plane that is bonded to the ground plane.
7—Antenna can be integral or detachable. If detachable, then the antenna shall be attached for this test.

3.1.6 Test Result of AC Power-line Conducted Emissions

Refer as Appendix A

3.2 DTS Bandwidth

3.2.1 6dB Bandwidth Limit

6dB Bandwidth Limit
Systems using digital modulation techniques:
▪ 6 dB bandwidth ≥ 500 kHz.

3.2.2 Measuring Instruments

Refer a test equipment and calibration data table in this test report.

3.2.3 Test Procedures

Test Method	
▪ For the emission bandwidth shall be measured using one of the options below:	
	☒ Refer as KDB 558074. clause 8.2 (11.8 of ANSI C63.10) DTS bandwidth measurement.
	☐ Refer as RSS-Gen, clause 6.7 for occupied bandwidth testing.
	☐ Refer as ANSI C63.10, clause 6.9.3 for occupied bandwidth testing.

3.2.4 Test Setup

Emission Bandwidth

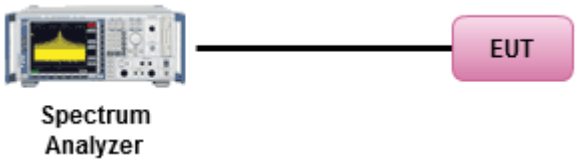

3.2.5 Test Result of Emission Bandwidth

Refer as Appendix B

3.3 Maximum Conducted Output Power

3.3.1 Maximum Conducted Output Power Limit

Maximum Conducted Output Power Limit			
	▪ If $G_{TX} \leq 6$ dBi, then $P_{Out} \leq 30$ dBm (1 W)		
	▪ Point-to-multipoint systems (P2M): If $G_{TX} > 6$ dBi, then $P_{Out} = 30 – (G_{TX} – 6)$ dBm		
	▪ Point-to-point systems (P2P): If $G_{TX} > 6$ dBi, then $P_{Out} = 30 – (G_{TX} – 6)/3$ dBm		
	▪ Smart antenna system (SAS):		
		- Single beam: If $G_{TX} > 6$ dBi, then $P_{Out} = 30 – (G_{TX} – 6)/3$ dBm	
		- Overlap beam: If $G_{TX} > 6$ dBi, then $P_{Out} = 30 – (G_{TX} – 6)/3$ dBm	
		- Aggregate power on all beams: If $G_{TX} > 6$ dBi, then $P_{Out} = 30 – (G_{TX} – 6)/3 + 8$dB dBm	
e.i.r.p. Power Limit:			
▪ 2400-2483.5 MHz Band			
	▪ Point-to-multipoint systems (P2M): $P_{eirp} \leq 36$ dBm (4 W)		
	▪ Point-to-point systems (P2P): $P_{eirp} \leq MAX(36, [P_{Out} + G_{TX}])$ dBm		
	▪ Smart antenna system (SAS)		
		- Single beam: $P_{eirp} \leq MAX(36, P_{Out} + G_{TX})$ dBm	
		- Overlap beam: $P_{eirp} \leq MAX(36, P_{Out} + G_{TX})$ dBm	
		- Aggregate power on all beams: $P_{eirp} \leq MAX(36, [P_{Out} + G_{TX} + 8])$ dBm	
P_{Out} = maximum peak conducted output power or maximum conducted output power in dBm, **G_{TX}** = the maximum transmitting antenna directional gain in dBi.			

3.3.2 Measuring Instruments

Refer a test equipment and calibration data table in this test report.

3.3.3 Test Procedures

Test Method	
▪ Maximum Peak Conducted Output Power	
	☐ Refer as KDB 558074, clause 8.3.1.1 (11.9.1.1 of ANSI C63.10) RBW ≥ EBW method.
	☐ Refer as KDB 558074, clause 8.3.1.2 (11.9.1.2 of ANSI C63.10) integrated band power method.
	☐ Refer as KDB 558074, clause 8.3.1.3 (11.9.1.3 of ANSI C63.10) peak power meter.
▪ Maximum Average Conducted Output Power	
	☐ Refer as KDB 558074, clause 8.3.2.2 (11.9.2.2 of ANSI C63.10) using a spectrum analyzer.
	☒ Refer as KDB 558074, clause 8.3.2.3 (11.9.2.3 of ANSI C63.10) using a power meter.
▪ For conducted measurement.	
	▪ If the EUT supports multiple transmit chains using options given below: Refer as KDB 662911, In-band power measurements. Using the measure-and-sum approach, measured all transmit ports individually. Sum the power (in linear power units e.g., mW) of all ports for each individual sample and save them.
	▪ If multiple transmit chains, EIRP calculation could be following as methods: $P_{total} = P_1 + P_2 + \ldots + P_n$ (calculated in linear unit [mW] and transfer to log unit [dBm]) $EIRP_{total} = P_{total} + DG$

3.3.4 Test Setup

Maximum Conducted Output Power (Power Meter)
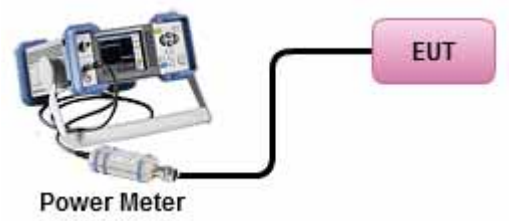

3.3.5 Test Result of Maximum Conducted Output Power

Refer as Appendix C

3.4 Power Spectral Density

3.4.1 Power Spectral Density Limit

Power Spectral Density Limit
▪ Power Spectral Density (PSD) ≤ 8 dBm/3kHz

3.4.2 Measuring Instruments

Refer a test equipment and calibration data table in this test report.

3.4.3 Test Procedures

Test Method		
▪ Peak power spectral density procedures that the same method as used to determine the conducted output power. If maximum peak conducted output power was measured to demonstrate compliance to the output power limit, then the peak PSD procedure below (Method PKPSD) shall be used. If maximum conducted output power was measured to demonstrate compliance to the output power limit, then one of the average PSD procedures shall be used, as applicable based on the following criteria (the peak PSD procedure is also an acceptable option).		
	☒ Refer as KDB 558074, clause 8.4 (11.10 of ANSI C63.10) Max. PSD.	
▪ For conducted measurement.		
	▪ If The EUT supports multiple transmit chains using options given below:	
		▪ Measure and sum the spectra across the outputs. Refer as KDB 662911, In-band power spectral density (PSD). Sample all transmit ports simultaneously using a spectrum analyzer for each transmit port. Where the trace bin-by-bin of each transmit port summing can be performed. (i.e., in the first spectral bin of output 1 is summed with that in the first spectral bin of output 2 and that from the first spectral bin of output 3, and so on up to the NTX output to obtain the value for the first frequency bin of the summed spectrum.). Add up the amplitude (power) values for the different transmit chains and use this as the new data trace.

3.4.4 Test Setup

Power Spectral Density



3.4.5 Test Result of Power Spectral Density

Refer as Appendix D

3.5 Emissions in Non-restricted Frequency Bands

3.5.1 Emissions in Non-restricted Frequency Bands Limit

Un-restricted Band Emissions Limit	
RF output power procedure	**Limit (dB)**
Peak output power procedure	20
Average output power procedure	30
Note 1: If the peak output power procedure is used to measure the fundamental emission power to demonstrate compliance to requirements, then the peak conducted output power measured within any 100 kHz outside the authorized frequency band shall be attenuated by at least 20 dB relative to the maximum measured in-band peak level. Note 2: If the average output power procedure is used to measure the fundamental emission power to demonstrate compliance to requirements, then the power in any 100 kHz outside of the authorized frequency band shall be attenuated by at least 30 dB relative to the maximum measured in-band average level.	

3.5.2 Measuring Instruments

Refer a test equipment and calibration data table in this test report.

3.5.3 Test Procedures

Test Method
▪ Refer as KDB 558074, clause 8.5 (11.11 of ANSI C63.10) for non-restricted frequency bands.

3.5.4 Test Setup

Emissions in Non-restricted Frequency Bands



3.5.5 Test Result of Emissions in Non-restricted Frequency Bands

Refer as Appendix E

3.6 Emissions in Restricted Frequency Bands

3.6.1 Emissions in Restricted Frequency Bands Limit

Restricted Band Emissions Limit			
Frequency Range (MHz)	**Field Strength (uV/m)**	**Field Strength (dBuV/m)**	**Measure Distance (m)**
0.009~0.490	2400/F(kHz)	48.5 - 13.8	300
0.490~1.705	24000/F(kHz)	33.8 - 23	30
1.705~30.0	30	29	30
30~88	100	40	3
88~216	150	43.5	3
216~960	200	46	3
Above 960	500	54	3

Note 1: Test distance for frequencies at or above 30 MHz, measurements may be performed at a distance other than the limit distance provided they are not performed in the near field and the emissions to be measured can be detected by the measurement equipment. When performing measurements at a distance other than that specified, the results shall be extrapolated to the specified distance using an extrapolation factor of 20 dB/decade (inverse of linear distance for field-strength measurements, inverse of linear distance-squared for power-density measurements).

Note 2: Test distance for frequencies at below 30 MHz, measurements may be performed at a distance closer than the EUT limit distance; however, an attempt should be made to avoid making measurements in the near field. When performing measurements below 30 MHz at a closer distance than the limit distance, the results shall be extrapolated to the specified distance by either making measurements at a minimum of two or more distances on at least one radial to determine the proper extrapolation factor or by using the square of an inverse linear distance extrapolation factor (40 dB/decade). The test report shall specify the extrapolation method used to determine compliance of the EUT.

Note 3: Using the distance of 1m during the test for above 18 GHz, and the test value to correct for the distance factor at 3m.

3.6.2 Measuring Instruments

Refer a test equipment and calibration data table in this test report.

3.6.3 Test Procedures

Test Method	
▪ The average emission levels shall be measured in [duty cycle ≥ 98 or duty factor].	
▪ Refer as ANSI C63.10, clause 6.10.3 band-edge testing shall be performed at the lowest frequency channel and highest frequency channel within the allowed operating band.	
▪ For the transmitter unwanted emissions shall be measured using following options below:	
	▪ Refer as KDB 558074, clause 8.6 (11.12 of ANSI C63.10) for restricted frequency bands.
▪ For the transmitter band-edge emissions shall be measured using following options below:	
	▪ Refer as KDB 558074 clause 8.7.1, When the performing peak or average radiated measurements, emissions within 2 MHz of the authorized band edge may be measured using the marker-delta method described below.
	▪ Refer as KDB 558074, clause 8.7.2 (6.10.6 of ANSI C63.10) for marker-delta method for band-edge measurements.
	▪ Refer as KDB 558074, clause 8.7.3 for narrower resolution bandwidth (100kHz) using the band power and summing the spectral levels.
▪ Use the following spectrum analyzer settings:	
	▪ Set RBW=100 kHz for f < 1 GHz; VBW=3 * RBW; Sweep = auto; Detector function = peak; Trace = max hold.
	▪ Set RBW = 1 MHz, VBW= 3MHz for f ≥ 1 GHz for peak measurement. For average measurement, refer as 1.1.4.
▪ KDB 414788 Open-Field Test Sites and Chamber Correlation Justification.	
	▪ Based on FCC 15.31(f)(2): measurements may be performed at a distance closer than that specified in regulations; however, an attempt should be made to avoid making measurements in the near field.
	▪ Open-field site and chamber correlation testing had been performed and chamber measured test result is the worst case test result.

3.6.4 Measurement Results Calculation

The measured Level is calculated using:
Corrected Reading: Raw(Read Level) + AF(Antenna Factor) + CL(Cable Loss) - PA(Preamp Factor)

3.6.5 Test Setup

Emissions in Restricted Frequency Bands
9kHz ~30MHz
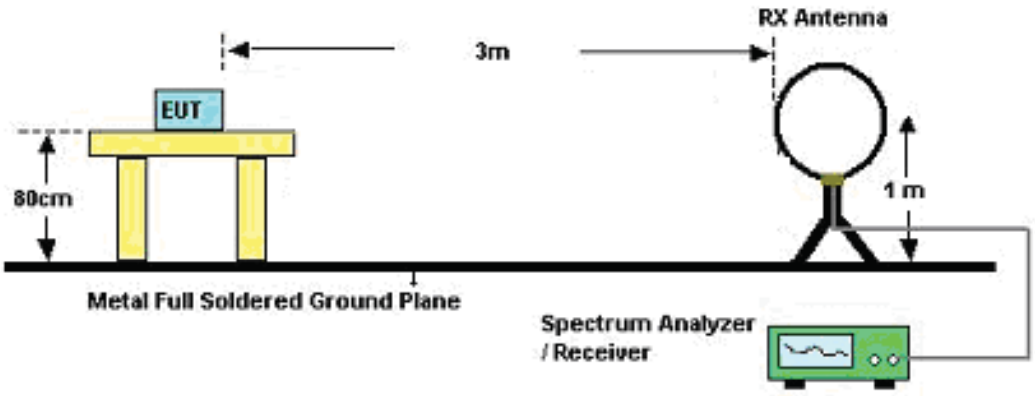
30MHz~1GHz
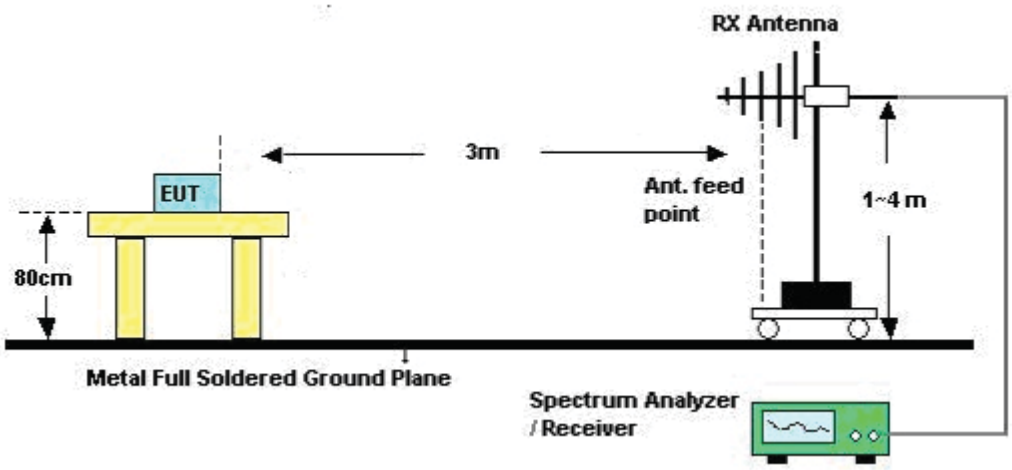

Above 1GHz

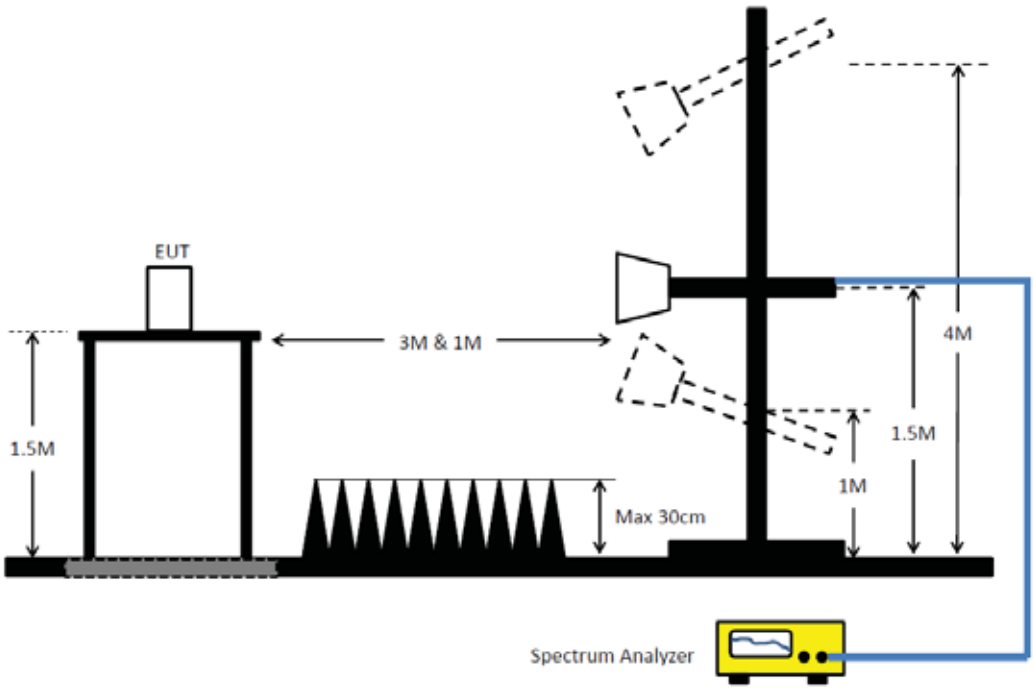

3.6.6 Test Result of Emissions in Restricted Frequency Bands (Below 30MHz)

The amplitude of spurious emissions which are attenuated by more than 20dB below the permissible value has no need to be reported.

3.6.7 Test Result of Emissions in Restricted Frequency Bands

Refer as Appendix F

4 Test Equipment and Calibration Data

Instrument for AC Conduction

Instrument	Manufacturer /Brand	Model No.	Serial No.	Spec.	Calibration Date	Calibration Due Date
EMI Test Receiver	R&S	ESR	102051	9kHz ~ 3.6GHz	13/May/2022	12/May/2023
Two-Line V-Network	R&S	ENV 216	101295	9kHz ~ 30MHz	31/Jan/2023	30/Jan/2024
RF Cable 5m	TITAN	TITAN	CO04-cable-01	9 kHz~200MHz	01/Mar/2022	28/Feb/2023
Impuls Begrenzer Pulse Limiter	SCHWARZBECK	VTSD 9561-F	9561-F041	9kHz ~ 30MHz	25/Oct/2022	24/Oct/2023
Software	Sporton	SENSE-EMI	V5.10.8.7	-	NCR	NCR

NCR: No Calibration Required

Instrument for Conducted Test

Instrument	Manufacturer /Brand	Model No.	Serial No.	Spec.	Calibration Date	Calibration Due Date
Signal Analyzer	R&S	FSV 40	101515	10Hz~40GHz	14/Feb/2022	13/Feb/2023
SMB100A Signal Generator	R&S	SMB100A	181147	100kHz~40GHz	21/Oct/2022	20/Oct/2023
Pulse Sensor	Anritsu	MA2411B	1339407	300MHz~40GHz	14/Dec/2022	13/Dec/2023
Power Meter	Anritsu	ML2495A	1517010	300MHz~40GHz	14/Dec/2022	13/Dec/2023
SENSE-15247_DTS	Sporton	V5.11.5	N/A	N/A	N/A	N/A

Instrument for Radiated Test (Co-location)

Instrument	Manufacturer /Brand	Model No.	Serial No.	Spec.	Calibration Date	Calibration Due Date
3m Semi Anechoic Chamber	SIDT FRANKONIA	SAC-3M	03CH02-HY	1GHz~18GHz 3m	30/Jul/2022	29/Jul/2023
Signal Analyzer	R&S	FSP 40	100305	9kHz~40GHz	21/Mar/2022	20/Mar/2023
Microwave Preamplifier	Agilent	8449B	3008A02373	1GHz~26.5GHz	02/Nov/2022	01/Nov/2023
Double Ridged Guide Horn Antenna	SCHWARZBECK	BBHA 9120 D	02268	1GHz ~18GHz	27/Sep/2022	26/Sep/2023
RF Cable-R03m	HUBER+SUHNER	SUCOFLEX104	03CH02-cable-01	1GHz~40GHz	20/Dec/2022	19/Dec/2023
Broadband Horn Antenna	SCHWARZBECK	BBHA 9170	BBHA 9170221	15GHz~40GHz	18/Mar/2022	17/Mar/2023
Microwave Premplifier	EMC INSTRUMENTS	EM18G40G	060604	18GHz~40GHz	08/Mar/2022	07/Mar/2023
SENSE-EMI	Sporton	V5.10.8.7	NA	NA	NA	NA

Instrument for Radiated Test

Instrument	Manufacturer /Brand	Model No.	Serial No.	Spec.	Calibration Date	Calibration Due Date
3m Semi Anechoic Chamber	SIDT FRANKONIA	SAC-3M	03CH02-HY	30MHz~1GHz 3m	31/Jul/2022	30/Jul/2023
3m Semi Anechoic Chamber	SIDT FRANKONIA	SAC-3M	03CH02-HY	1GHz~18GHz 3m	30/Jul/2022	29/Jul/2023
Signal Analyzer	R&S	FSP 40	100305	9kHz~40GHz	21/Mar/2022	20/Mar/2023
Amplifier	Agilent	8447D	2944A11149	100kHz~1.3GHz	28/Jun/2022	27/Jun/2023
Microwave Preamplifier	Agilent	8449B	3008A02373	1GHz~26.5GHz	02/Nov/2022	01/Nov/2023
Double Ridged Guide Horn Antenna	SCHWARZBECK	BBHA 9120 D	02268	1GHz ~18GHz	27/Sep/2022	26/Sep/2023
Bilog Antenna & 5dB Attenuator	SCHAFFNER / MTJ	CBL 6112B / MTJ6102-05	2723 / 2	30MHz~1GHz	28/Aug/2022	27/Aug/2023
RF Cable	MVE	400LL+SN 200207	03CH02-cable-02	9kHz~30MHz	20/Dec/2022	19/Dec/2023
RF Cable	MVE	400LL+SN 200207	03CH02-cable-02	30MHz~1GHz	20/Dec/2022	19/Dec/2023
RF Cable-R03m	HUBER+SUHNER	SUCOFLEX104	03CH02-cable-01	1GHz~40GHz	20/Dec/2022	19/Dec/2023
Broadband Horn Antenna	SCHWARZBECK	BBHA 9170	BBHA 9170221	15GHz~40GHz	18/Mar/2022	17/Mar/2023
Loop Antenna	TESEQ	HLA 6120	31244	9kHz~30MHz	18/Mar/2022	17/Mar/2023
EMI Test Receiver	R&S	ESR3	102052	9kHz~3.6GHz	30/May/2022	29/May/2023
SENSE-15247_DTS	Sporton	v5.11	NA	NA	NA	NA

Summary

Mode	Result	Type	Freq (Hz)	Level (dBuV)	Limit (dBuV)	Margin (dB)	Condition
Mode 1	Pass	QP	156.109k	47.92	65.67	-17.75	Line

Result

Mode	Result	Type	Freq (Hz)	Level (dBuV)	Limit (dBuV)	Margin (dB)	Condition	Comments
Mode 1	Pass	QP	156.109k	47.92	65.67	-17.75	Line	-
Mode 1	Pass	AV	156.109k	29.90	55.67	-25.77	Line	-
Mode 1	Pass	QP	201.551k	40.63	63.55	-22.92	Line	-
Mode 1	Pass	AV	201.551k	24.24	53.55	-29.31	Line	-
Mode 1	Pass	QP	245.097k	33.04	61.93	-28.89	Line	-
Mode 1	Pass	AV	245.097k	19.54	51.93	-32.39	Line	-
Mode 1	Pass	QP	2.878M	25.99	56.00	-30.01	Line	-
Mode 1	Pass	AV	2.878M	21.34	46.00	-24.66	Line	-
Mode 1	Pass	QP	3.27M	30.80	56.00	-25.20	Line	-
Mode 1	Pass	AV	3.27M	23.53	46.00	-22.47	Line	-
Mode 1	Pass	QP	19.014M	23.98	60.00	-36.02	Line	-
Mode 1	Pass	AV	19.014M	19.10	50.00	-30.90	Line	-
Mode 1	Pass	QP	151.807k	44.28	65.90	-21.62	Neutral	-
Mode 1	Pass	AV	151.807k	28.32	55.90	-27.58	Neutral	-
Mode 1	Pass	QP	173.876k	39.24	64.78	-25.54	Neutral	-
Mode 1	Pass	AV	173.876k	24.20	54.78	-30.58	Neutral	-
Mode 1	Pass	QP	224.49k	36.76	62.65	-25.89	Neutral	-
Mode 1	Pass	AV	224.49k	21.38	52.65	-31.27	Neutral	-
Mode 1	Pass	QP	3.458M	16.91	56.00	-39.09	Neutral	-
Mode 1	Pass	AV	3.458M	14.92	46.00	-31.08	Neutral	-
Mode 1	Pass	QP	5.583M	18.10	60.00	-41.90	Neutral	-
Mode 1	Pass	AV	5.583M	15.67	50.00	-34.33	Neutral	-
Mode 1	Pass	QP	18.713M	26.38	60.00	-33.62	Neutral	-
Mode 1	Pass	AV	18.713M	21.43	50.00	-28.57	Neutral	-

Conducted Emissions at Powerline_Mode 1

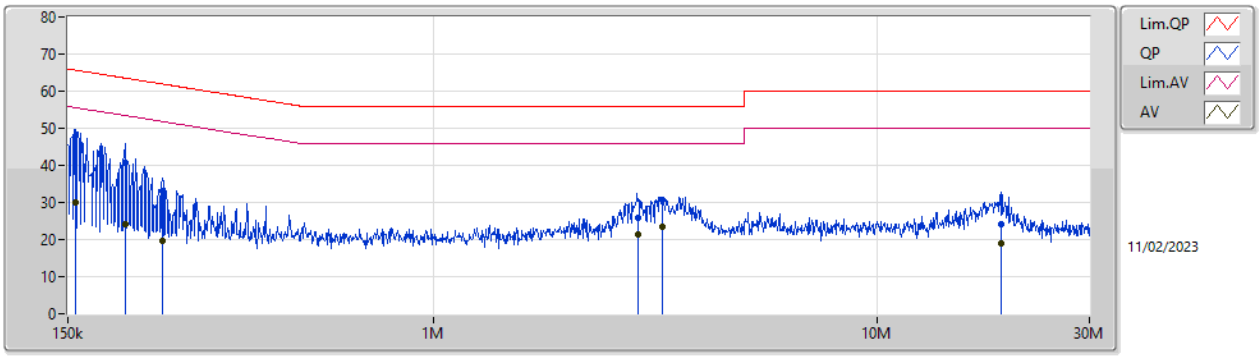

Type	Freq	Level	Limit	Margin	Factor	Condition	Comment	Raw	LISN	CL	AT
	(Hz)	(dBuV)	(dBuV)	(dB)	(dB)			(dBuV)	(dB)	(dB)	(dB)
QP	156.109k	47.92	65.67	-17.75	19.55	Line	-	28.37	9.59	0.03	9.93
AV	156.109k	29.90	55.67	-25.77	19.55	Line	-	10.35	9.59	0.03	9.93
QP	201.551k	40.63	63.55	-22.92	19.55	Line	-	21.08	9.59	0.03	9.93
AV	201.551k	24.24	53.55	-29.31	19.55	Line	-	4.69	9.59	0.03	9.93
QP	245.097k	33.04	61.93	-28.89	19.56	Line	-	13.48	9.59	0.03	9.94
AV	245.097k	19.54	51.93	-32.39	19.56	Line	-	-0.02	9.59	0.03	9.94
QP	2.878M	25.99	56.00	-30.01	19.70	Line	-	6.29	9.66	0.11	9.93
AV	2.878M	21.34	46.00	-24.66	19.70	Line	-	1.64	9.66	0.11	9.93
QP	3.27M	30.80	56.00	-25.20	19.71	Line	-	11.09	9.66	0.12	9.93
AV	3.27M	23.53	46.00	-22.47	19.71	Line	-	3.82	9.66	0.12	9.93
QP	19.014M	23.98	60.00	-36.02	19.91	Line	-	4.07	9.68	0.26	9.97
AV	19.014M	19.10	50.00	-30.90	19.91	Line	-	-0.81	9.68	0.26	9.97

Conducted Emissions at Powerline_Mode 1

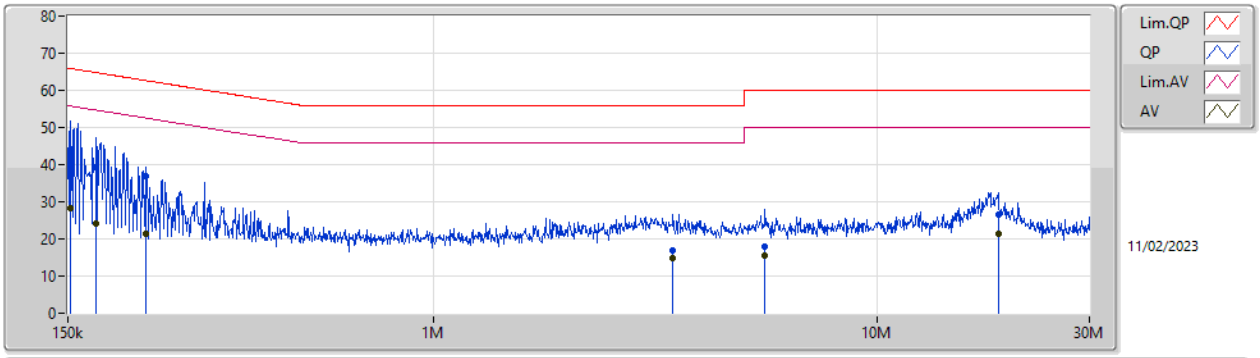

Type	Freq	Level	Limit	Margin	Factor	Condition	Comment	Raw	LISN	CL	AT
	(Hz)	(dBuV)	(dBuV)	(dB)	(dB)			(dBuV)	(dB)	(dB)	(dB)
QP	151.807k	44.28	65.90	-21.62	19.56	Neutral	-	24.72	9.60	0.03	9.93
AV	151.807k	28.32	55.90	-27.58	19.56	Neutral	-	8.76	9.60	0.03	9.93
QP	173.876k	39.24	64.78	-25.54	19.56	Neutral	-	19.68	9.60	0.03	9.93
AV	173.876k	24.20	54.78	-30.58	19.56	Neutral	-	4.64	9.60	0.03	9.93
QP	224.49k	36.76	62.65	-25.89	19.56	Neutral	-	17.20	9.60	0.03	9.93
AV	224.49k	21.38	52.65	-31.27	19.56	Neutral	-	1.82	9.60	0.03	9.93
QP	3.458M	16.91	56.00	-39.09	19.69	Neutral	-	-2.78	9.64	0.12	9.93
AV	3.458M	14.92	46.00	-31.08	19.69	Neutral	-	-4.77	9.64	0.12	9.93
QP	5.583M	18.10	60.00	-41.90	19.75	Neutral	-	-1.65	9.66	0.15	9.94
AV	5.583M	15.67	50.00	-34.33	19.75	Neutral	-	-4.08	9.66	0.15	9.94
QP	18.713M	26.38	60.00	-33.62	19.95	Neutral	-	6.43	9.72	0.26	9.97
AV	18.713M	21.43	50.00	-28.57	19.95	Neutral	-	1.48	9.72	0.26	9.97

Summary

Mode	Result	Type	Freq (Hz)	Level (dBuV)	Limit (dBuV)	Margin (dB)	Condition
Mode 1	Pass	QP	196.781k	48.63	63.74	-15.11	Line

Result

Mode	Result	Type	Freq (Hz)	Level (dBuV)	Limit (dBuV)	Margin (dB)	Condition	Comments
Mode 1	Pass	QP	150.6k	44.02	65.96	-21.94	Line	-
Mode 1	Pass	AV	150.6k	24.24	55.96	-31.72	Line	-
Mode 1	Pass	QP	196.781k	48.63	63.74	-15.11	Line	-
Mode 1	Pass	AV	196.781k	30.53	53.74	-23.21	Line	-
Mode 1	Pass	QP	256.1k	41.03	61.56	-20.53	Line	-
Mode 1	Pass	AV	256.1k	24.12	51.56	-27.44	Line	-
Mode 1	Pass	QP	2.843M	27.83	56.00	-28.17	Line	-
Mode 1	Pass	AV	2.843M	23.90	46.00	-22.10	Line	-
Mode 1	Pass	QP	3.627M	25.27	56.00	-30.73	Line	-
Mode 1	Pass	AV	3.627M	21.36	46.00	-24.64	Line	-
Mode 1	Pass	QP	18.713M	30.33	60.00	-29.67	Line	-
Mode 1	Pass	AV	18.713M	25.96	50.00	-24.04	Line	-
Mode 1	Pass	QP	159.256k	47.07	65.50	-18.43	Neutral	-
Mode 1	Pass	AV	159.256k	32.78	55.50	-22.72	Neutral	-
Mode 1	Pass	QP	189.08k	39.37	64.07	-24.70	Neutral	-
Mode 1	Pass	AV	189.08k	20.51	54.07	-33.56	Neutral	-
Mode 1	Pass	QP	326.712k	23.37	59.54	-36.17	Neutral	-
Mode 1	Pass	AV	326.712k	13.74	49.54	-35.80	Neutral	-
Mode 1	Pass	QP	3.019M	18.42	56.00	-37.58	Neutral	-
Mode 1	Pass	AV	3.019M	15.88	46.00	-30.12	Neutral	-
Mode 1	Pass	QP	5.975M	16.63	60.00	-43.37	Neutral	-
Mode 1	Pass	AV	5.975M	14.93	50.00	-35.07	Neutral	-
Mode 1	Pass	QP	18.053M	27.07	60.00	-32.93	Neutral	-
Mode 1	Pass	AV	18.053M	22.04	50.00	-27.96	Neutral	-

Conducted Emissions at Powerline_Mode 1

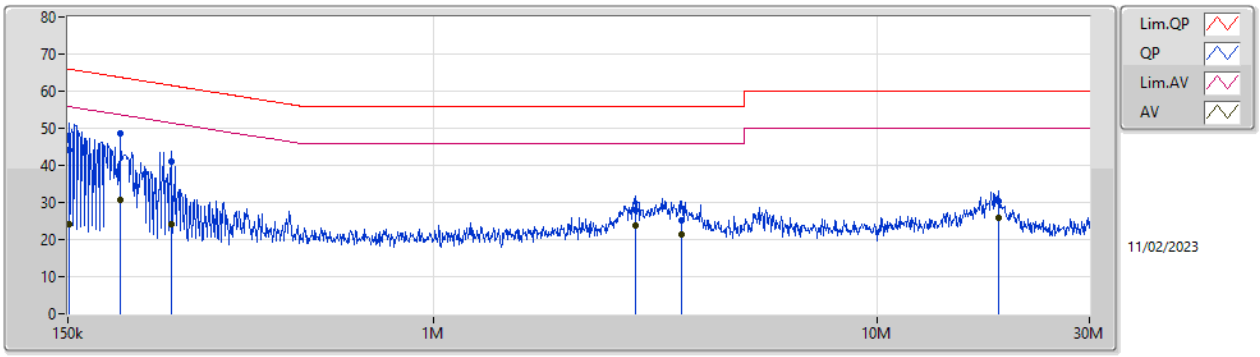

Type	Freq	Level	Limit	Margin	Factor	Condition	Comment	Raw	LISN	CL	AT
	(Hz)	(dBuV)	(dBuV)	(dB)	(dB)			(dBuV)	(dB)	(dB)	(dB)
QP	150.6k	44.02	65.96	-21.94	19.55	Line	-	24.47	9.59	0.03	9.93
AV	150.6k	24.24	55.96	-31.72	19.55	Line	-	4.69	9.59	0.03	9.93
QP	196.781k	48.63	63.74	-15.11	19.55	Line	-	29.08	9.59	0.03	9.93
AV	196.781k	30.53	53.74	-23.21	19.55	Line	-	10.98	9.59	0.03	9.93
QP	256.1k	41.03	61.56	-20.53	19.56	Line	-	21.47	9.59	0.03	9.94
AV	256.1k	24.12	51.56	-27.44	19.56	Line	-	4.56	9.59	0.03	9.94
QP	2.843M	27.83	56.00	-28.17	19.70	Line	-	8.13	9.66	0.11	9.93
AV	2.843M	23.90	46.00	-22.10	19.70	Line	-	4.20	9.66	0.11	9.93
QP	3.627M	25.27	56.00	-30.73	19.72	Line	-	5.55	9.67	0.12	9.93
AV	3.627M	21.36	46.00	-24.64	19.72	Line	-	1.64	9.67	0.12	9.93
QP	18.713M	30.33	60.00	-29.67	19.91	Line	-	10.42	9.68	0.26	9.97
AV	18.713M	25.96	50.00	-24.04	19.91	Line	-	6.05	9.68	0.26	9.97

Conducted Emissions at Powerline_Mode 1

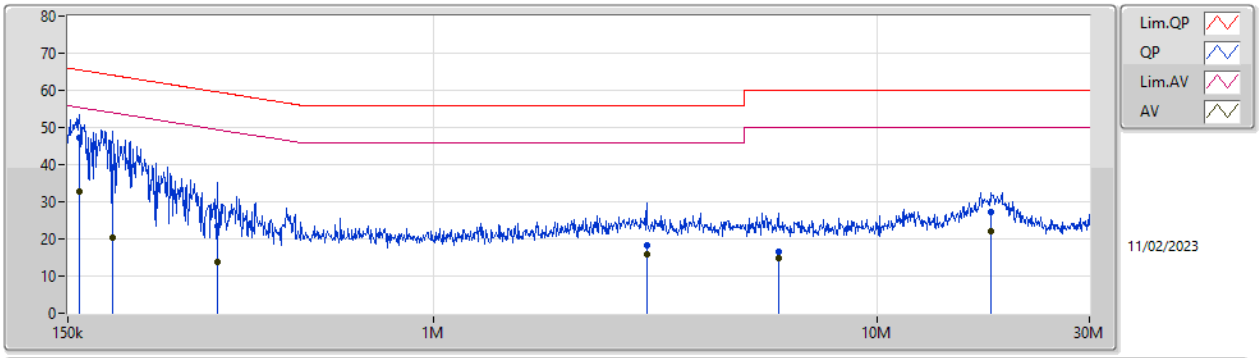

Type	Freq	Level	Limit	Margin	Factor	Condition	Comment	Raw	LISN	CL	AT
	(Hz)	(dBuV)	(dBuV)	(dB)	(dB)			(dBuV)	(dB)	(dB)	(dB)
QP	159.256k	47.07	65.50	-18.43	19.56	Neutral	-	27.51	9.60	0.03	9.93
AV	159.256k	32.78	55.50	-22.72	19.56	Neutral	-	13.22	9.60	0.03	9.93
QP	189.08k	39.37	64.07	-24.70	19.56	Neutral	-	19.81	9.60	0.03	9.93
AV	189.08k	20.51	54.07	-33.56	19.56	Neutral	-	0.95	9.60	0.03	9.93
QP	326.712k	23.37	59.54	-36.17	19.59	Neutral	-	3.78	9.60	0.04	9.95
AV	326.712k	13.74	49.54	-35.80	19.59	Neutral	-	-5.85	9.60	0.04	9.95
QP	3.019M	18.42	56.00	-37.58	19.67	Neutral	-	-1.25	9.63	0.11	9.93
AV	3.019M	15.88	46.00	-30.12	19.67	Neutral	-	-3.79	9.63	0.11	9.93
QP	5.975M	16.63	60.00	-43.37	19.76	Neutral	-	-3.13	9.67	0.15	9.94
AV	5.975M	14.93	50.00	-35.07	19.76	Neutral	-	-4.83	9.67	0.15	9.94
QP	18.053M	27.07	60.00	-32.93	19.95	Neutral	-	7.12	9.72	0.26	9.97
AV	18.053M	22.04	50.00	-27.96	19.95	Neutral	-	2.09	9.72	0.26	9.97

Summary

Mode	Max-N dB (Hz)	Max-OBW (Hz)	ITU-Code	Min-N dB (Hz)	Min-OBW (Hz)
2.4-2.4835GHz	-	-	-	-	-
802.11b_Nss1,(1Mbps)_2TX	10.125M	14.828M	14M8G1D	10.1M	14.543M
802.11g_Nss1,(6Mbps)_2TX	16.375M	16.91M	16M9D1D	16.35M	16.404M
VHT20_Nss1,(MCS0)_2TX	17.7M	18.066M	18M1D1D	17.6M	17.616M
VHT40_Nss1,(MCS0)_2TX	36.35M	36.182M	36M2D1D	36.35M	36.132M

Max-N dB = Maximum 6dB down bandwidth; Max-OBW = Maximum 99% occupied bandwidth;
Min-N dB = Minimum 6dB down bandwidth; Min-OBW = Minimum 99% occupied bandwidth

Result

Mode	Result	Limit (Hz)	Port 1-N dB (Hz)	Port 1-OBW (Hz)	Port 2-N dB (Hz)	Port 2-OBW (Hz)
802.11b_Nss1,(1Mbps)_2TX	-	-	-	-	-	-
2412MHz	Pass	500k	10.125M	14.543M	10.125M	14.573M
2437MHz	Pass	500k	10.1M	14.828M	10.1M	14.798M
2462MHz	Pass	500k	10.1M	14.633M	10.1M	14.558M
802.11g_Nss1,(6Mbps)_2TX	-	-	-	-	-	-
2412MHz	Pass	500k	16.375M	16.448M	16.375M	16.404M
2437MHz	Pass	500k	16.375M	16.756M	16.35M	16.91M
2462MHz	Pass	500k	16.35M	16.426M	16.35M	16.404M
VHT20_Nss1,(MCS0)_2TX	-	-	-	-	-	-
2412MHz	Pass	500k	17.6M	17.641M	17.6M	17.641M
2437MHz	Pass	500k	17.6M	17.916M	17.6M	18.066M
2462MHz	Pass	500k	17.675M	17.616M	17.7M	17.616M
VHT40_Nss1,(MCS0)_2TX	-	-	-	-	-	-
2422MHz	Pass	500k	36.35M	36.132M	36.35M	36.132M
2437MHz	Pass	500k	36.35M	36.182M	36.35M	36.182M
2452MHz	Pass	500k	36.35M	36.182M	36.35M	36.182M

Port X-N dB = Port X 6dB down bandwidth;
Port X-OBW = Port X 99% occupied bandwidth

2.4-2.4835GHz_802.11b_Nss1,(1Mbps)_2TX **EBW**

2412MHz

19/01/2023

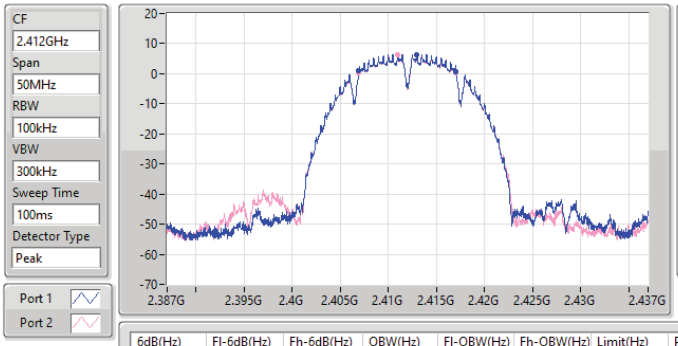

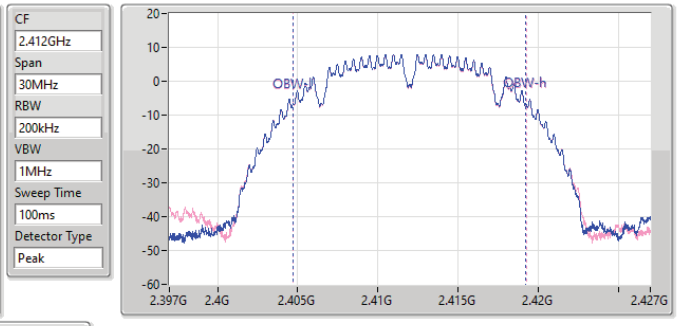

6dB(Hz)	Fl-6dB(Hz)	Fh-6dB(Hz)	OBW(Hz)	Fl-OBW(Hz)	Fh-OBW(Hz)	Limit(Hz)	Port
10.125M	2.406925G	2.41705G	14.543M	2.404699G	2.419241G	500k	1
10.125M	2.406925G	2.41705G	14.573M	2.404684G	2.419256G	500k	2

2.4-2.4835GHz_802.11b_Nss1,(1Mbps)_2TX **EBW**

2437MHz

19/01/2023

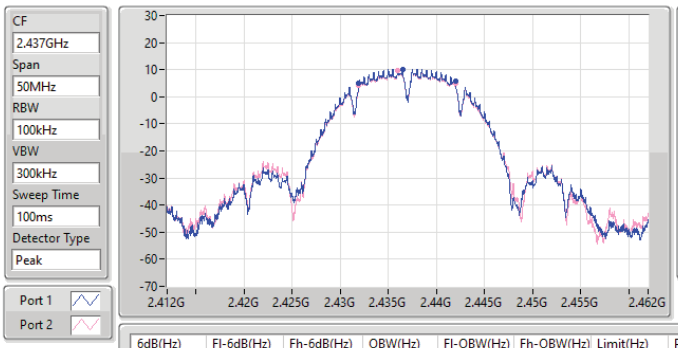

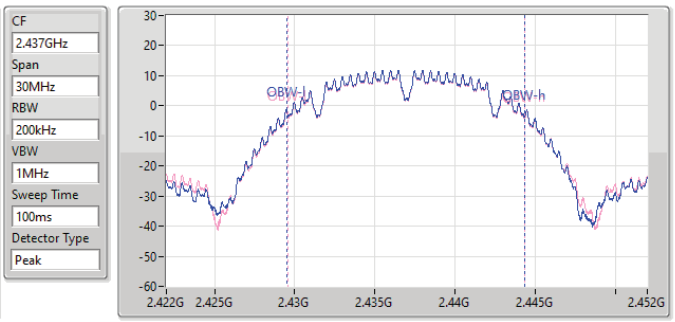

6dB(Hz)	Fl-6dB(Hz)	Fh-6dB(Hz)	OBW(Hz)	Fl-OBW(Hz)	Fh-OBW(Hz)	Limit(Hz)	Port
10.1M	2.431925G	2.442025G	14.828M	2.429549G	2.444376G	500k	1
10.1M	2.431925G	2.442025G	14.798M	2.429579G	2.444376G	500k	2

2.4-2.4835GHz_802.11b_Nss1,(1Mbps)_2TX **EBW**

2462MHz

19/01/2023

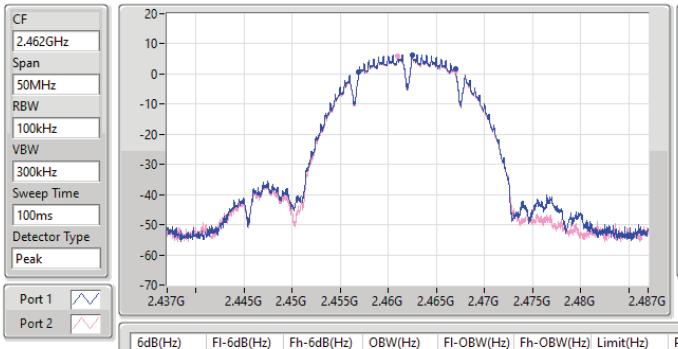

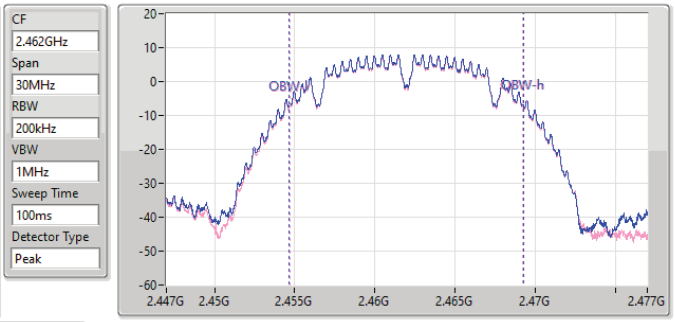

6dB(Hz)	Fl-6dB(Hz)	Fh-6dB(Hz)	OBW(Hz)	Fl-OBW(Hz)	Fh-OBW(Hz)	Limit(Hz)	Port
10.1M	2.456925G	2.467025G	14.633M	2.454639G	2.469271G	500k	1
10.1M	2.456925G	2.467025G	14.558M	2.454684G	2.469241G	500k	2

2.4-2.4835GHz_802.11g_Nss1,(6Mbps)_2TX **EBW**

2412MHz

19/01/2023

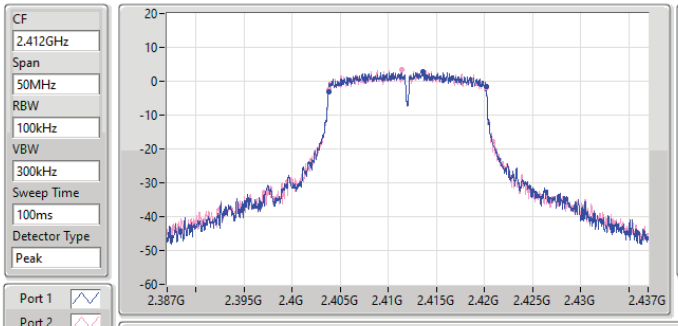

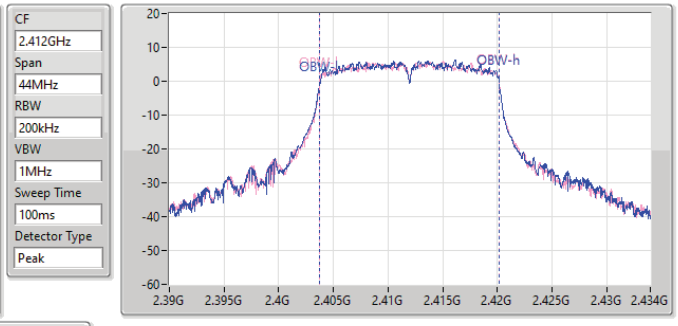

6dB(Hz)	Fl-6dB(Hz)	Fh-6dB(Hz)	OBW(Hz)	Fl-OBW(Hz)	Fh-OBW(Hz)	Limit(Hz)	Port
16.375M	2.403775G	2.42015G	16.448M	2.40371G	2.420158G	500k	1
16.375M	2.403775G	2.42015G	16.404M	2.403754G	2.420158G	500k	2

2.4-2.4835GHz_802.11g_Nss1,(6Mbps)_2TX **EBW**

2437MHz

19/01/2023

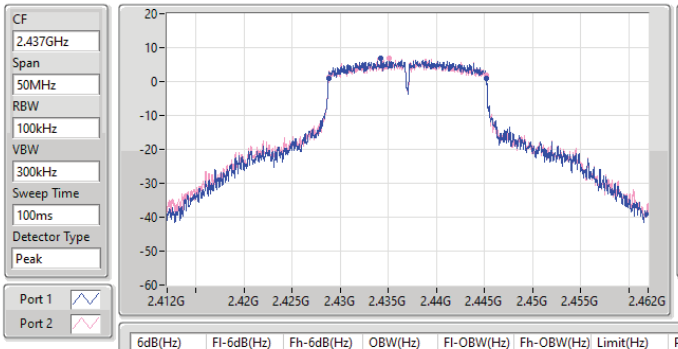

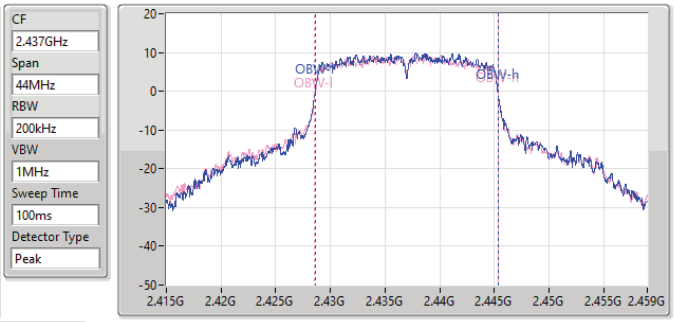

6dB(Hz)	Fl-6dB(Hz)	Fh-6dB(Hz)	OBW(Hz)	Fl-OBW(Hz)	Fh-OBW(Hz)	Limit(Hz)	Port
16.375M	2.4288G	2.445175G	16.756M	2.428622G	2.445378G	500k	1
16.35M	2.4288G	2.44515G	16.91M	2.42849G	2.4454G	500k	2

2.4-2.4835GHz_802.11g_Nss1,(6Mbps)_2TX **EBW**

2462MHz

19/01/2023

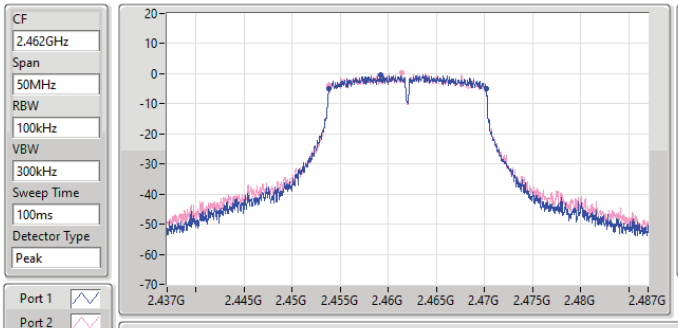

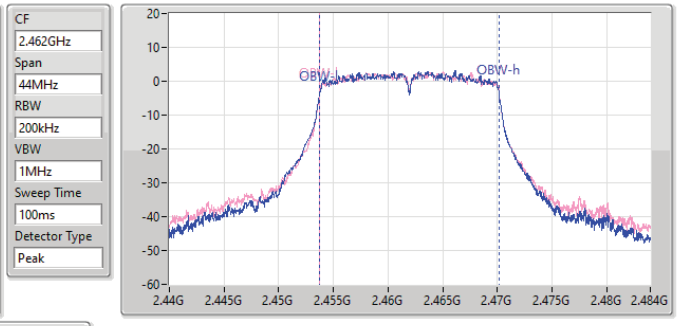

6dB(Hz)	Fl-6dB(Hz)	Fh-6dB(Hz)	OBW(Hz)	Fl-OBW(Hz)	Fh-OBW(Hz)	Limit(Hz)	Port
16.35M	2.4538G	2.47015G	16.426M	2.45371G	2.470136G	500k	1
16.35M	2.4538G	2.47015G	16.404M	2.453754G	2.470158G	500k	2

2.4-2.4835GHz_VHT20_Nss1,(MCS0)_2TX **EBW**

2412MHz

19/01/2023

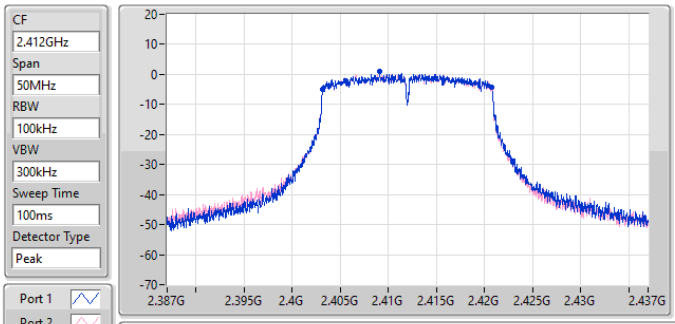

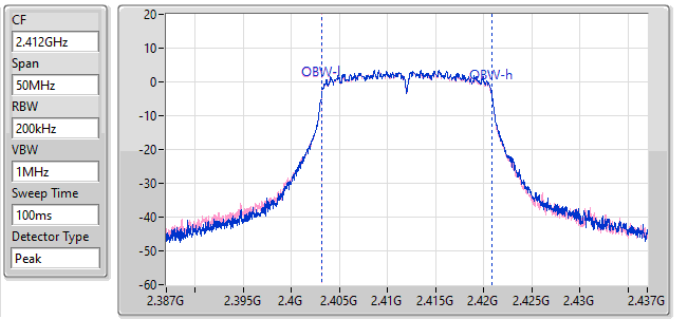

6dB(Hz)	Fl-6dB(Hz)	Fh-6dB(Hz)	OBW(Hz)	Fl-OBW(Hz)	Fh-OBW(Hz)	Limit(Hz)	Port
17.6M	2.403175G	2.420775G	17.641M	2.403179G	2.420821G	500k	1
17.6M	2.403175G	2.420775G	17.641M	2.403154G	2.420796G	500k	2

2.4-2.4835GHz_VHT20_Nss1,(MCS0)_2TX **EBW**

2437MHz

19/01/2023

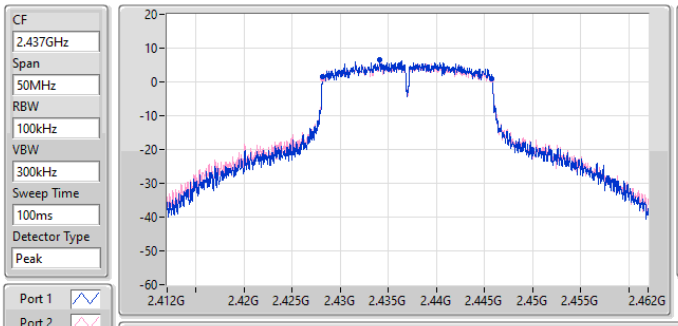

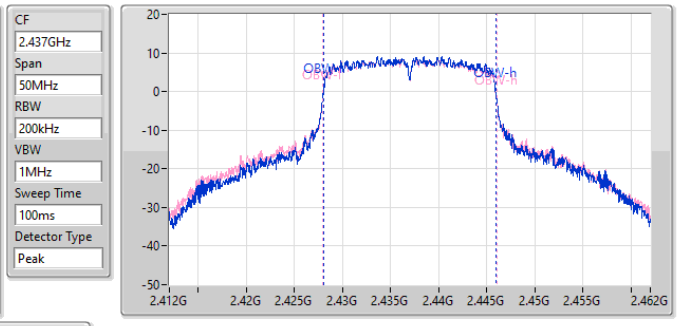

6dB(Hz)	Fl-6dB(Hz)	Fh-6dB(Hz)	OBW(Hz)	Fl-OBW(Hz)	Fh-OBW(Hz)	Limit(Hz)	Port
17.6M	2.428175G	2.445775G	17.916M	2.428029G	2.445946G	500k	1
17.6M	2.428175G	2.445775G	18.066M	2.427955G	2.44602G	500k	2

2.4-2.4835GHz_VHT20_Nss1,(MCS0)_2TX **EBW**

2462MHz

19/01/2023

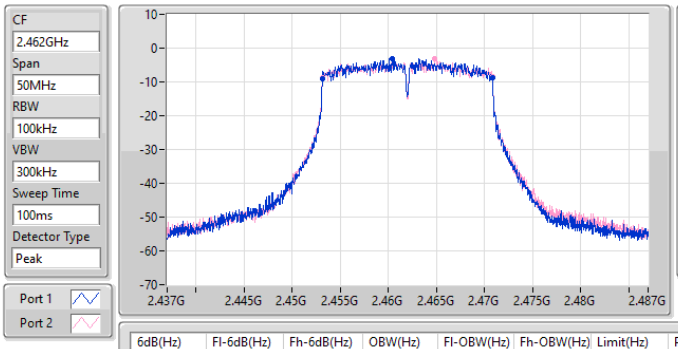

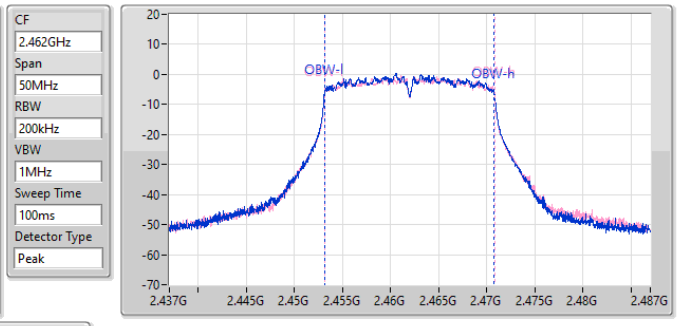

6dB(Hz)	Fl-6dB(Hz)	Fh-6dB(Hz)	OBW(Hz)	Fl-OBW(Hz)	Fh-OBW(Hz)	Limit(Hz)	Port
17.675M	2.453125G	2.4708G	17.616M	2.453154G	2.470771G	500k	1
17.7M	2.453125G	2.470825G	17.616M	2.453179G	2.470796G	500k	2

2.4-2.4835GHz_VHT40_Nss1,(MCS0)_2TX **EBW**

2422MHz

19/01/2023

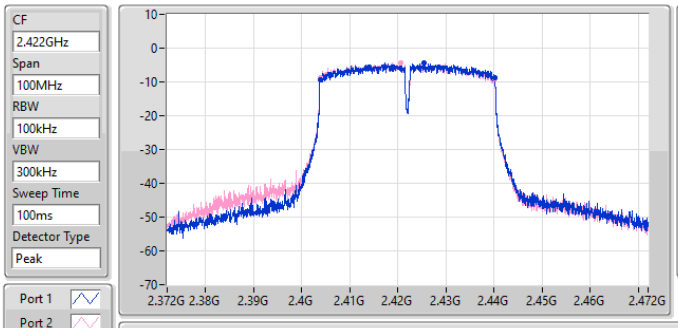

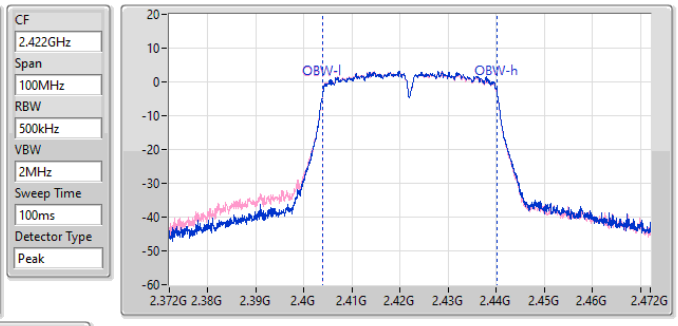

6dB(Hz)	Fl-6dB(Hz)	Fh-6dB(Hz)	OBW(Hz)	Fl-OBW(Hz)	Fh-OBW(Hz)	Limit(Hz)	Port
36.35M	2.4038G	2.44015G	36.132M	2.403959G	2.440091G	500k	1
36.35M	2.4038G	2.44015G	36.132M	2.403909G	2.440041G	500k	2

2.4-2.4835GHz_VHT40_Nss1,(MCS0)_2TX **EBW**

2437MHz

19/01/2023

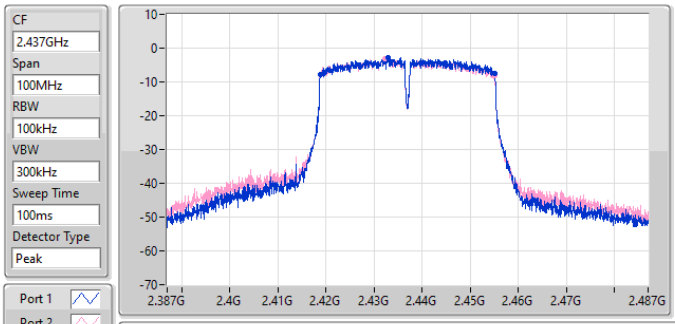

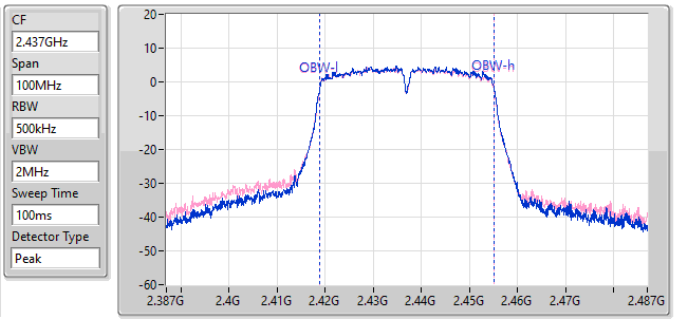

6dB(Hz)	Fl-6dB(Hz)	Fh-6dB(Hz)	OBW(Hz)	Fl-OBW(Hz)	Fh-OBW(Hz)	Limit(Hz)	Port
36.35M	2.4188G	2.45515G	36.182M	2.418909G	2.455091G	500k	1
36.35M	2.4188G	2.45515G	36.182M	2.418909G	2.455091G	500k	2

2.4-2.4835GHz_VHT40_Nss1,(MCS0)_2TX **EBW**

2452MHz

19/01/2023

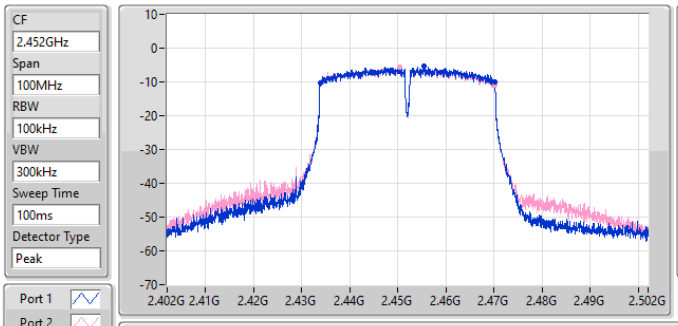

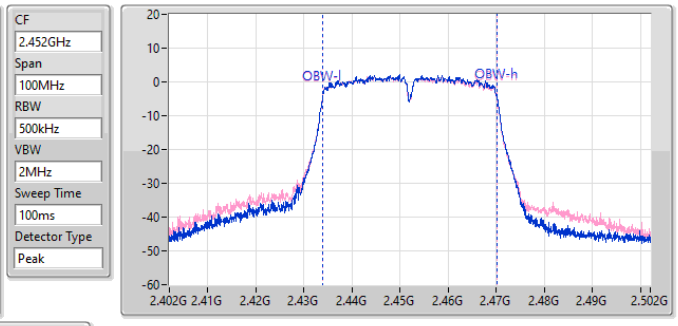

6dB(Hz)	Fl-6dB(Hz)	Fh-6dB(Hz)	OBW(Hz)	Fl-OBW(Hz)	Fh-OBW(Hz)	Limit(Hz)	Port
36.35M	2.4338G	2.47015G	36.182M	2.433909G	2.470091G	500k	1
36.35M	2.4338G	2.47015G	36.182M	2.433859G	2.470041G	500k	2

Summary

Mode	Total Power (dBm)	Total Power (W)
2.4-2.4835GHz	-	-
802.11b_Nss1,(1Mbps)_2TX	23.93	0.24717
802.11g_Nss1,(6Mbps)_2TX	23.52	0.22491
VHT20_Nss1,(MCS0)_2TX	23.27	0.21232
VHT40_Nss1,(MCS0)_2TX	18.08	0.06427

Result

Mode	Result	DG (dBi)	Port 1 (dBm)	Port 2 (dBm)	Total Power (dBm)	Power Limit (dBm)
802.11b_Nss1,(1Mbps)_2TX	-	-	-	-	-	-
2412MHz	Pass	5.00	17.33	17.24	20.30	30.00
2417MHz	Pass	5.00	18.93	18.81	21.88	30.00
2437MHz	Pass	5.00	21.05	20.78	23.93	30.00
2457MHz	Pass	5.00	18.33	18.12	21.24	30.00
2462MHz	Pass	5.00	17.34	16.98	20.17	30.00
802.11g_Nss1,(6Mbps)_2TX	-	-	-	-	-	-
2412MHz	Pass	5.00	16.18	16.15	19.18	30.00
2417MHz	Pass	5.00	17.78	17.59	20.70	30.00
2437MHz	Pass	5.00	20.65	20.37	23.52	30.00
2457MHz	Pass	5.00	16.06	15.82	18.95	30.00
2462MHz	Pass	5.00	13.95	13.96	16.97	30.00
VHT20_Nss1,(MCS0)_2TX	-	-	-	-	-	-
2412MHz	Pass	5.00	14.83	14.68	17.77	30.00
2417MHz	Pass	5.00	16.15	15.95	19.06	30.00
2437MHz	Pass	5.00	20.32	20.20	23.27	30.00
2457MHz	Pass	5.00	15.08	14.88	17.99	30.00
2462MHz	Pass	5.00	10.47	10.29	13.39	30.00
VHT40_Nss1,(MCS0)_2TX	-	-	-	-	-	-
2422MHz	Pass	5.00	13.23	13.24	16.25	30.00
2427MHz	Pass	5.00	14.38	14.31	17.36	30.00
2437MHz	Pass	5.00	15.12	15.02	18.08	30.00
2447MHz	Pass	5.00	13.36	13.22	16.30	30.00
2452MHz	Pass	5.00	12.35	12.26	15.32	30.00

DG = Directional Gain; Port X = Port X output power

Summary

Mode	PD (dBm/RBW)
2.4-2.4835GHz	-
802.11b_Nss1,(1Mbps)_2TX	-7.64
802.11g_Nss1,(6Mbps)_2TX	-5.74
VHT20_Nss1,(MCS0)_2TX	-6.01
VHT40_Nss1,(MCS0)_2TX	-13.66

RBW = 3kHz;

Result

Mode	Result	DG (dBi)	Port 1 (dBm/RBW)	Port 2 (dBm/RBW)	PD (dBm/RBW)	PD Limit (dBm/RBW)
802.11b_Nss1,(1Mbps)_2TX	-	-	-	-	-	-
2412MHz	Pass	8.01	-14.21	-14.27	-11.26	5.99
2437MHz	Pass	8.01	-10.45	-10.75	-7.64	5.99
2462MHz	Pass	8.01	-14.28	-14.60	-11.45	5.99
802.11g_Nss1,(6Mbps)_2TX	-	-	-	-	-	-
2412MHz	Pass	8.01	-12.09	-12.24	-9.50	5.99
2437MHz	Pass	8.01	-8.41	-8.51	-5.74	5.99
2462MHz	Pass	8.01	-15.07	-15.21	-12.58	5.99
VHT20_Nss1,(MCS0)_2TX	-	-	-	-	-	-
2412MHz	Pass	8.01	-13.81	-14.50	-11.39	5.99
2437MHz	Pass	8.01	-8.81	-8.78	-6.01	5.99
2462MHz	Pass	8.01	-17.00	-16.09	-14.56	5.99
VHT40_Nss1,(MCS0)_2TX	-	-	-	-	-	-
2422MHz	Pass	8.01	-17.02	-15.80	-13.86	5.99
2437MHz	Pass	8.01	-15.75	-15.46	-13.66	5.99
2452MHz	Pass	8.01	-18.65	-16.83	-15.66	5.99

DG = Directional Gain; RBW = 3kHz;
PD = trace bin-by-bin of each transmits port summing can be performed maximum power density; Port X = Port X Power Density;

2.4-2.4835GHz_802.11b_Nss1,(1Mbps)_2TX **PSD**

2412MHz

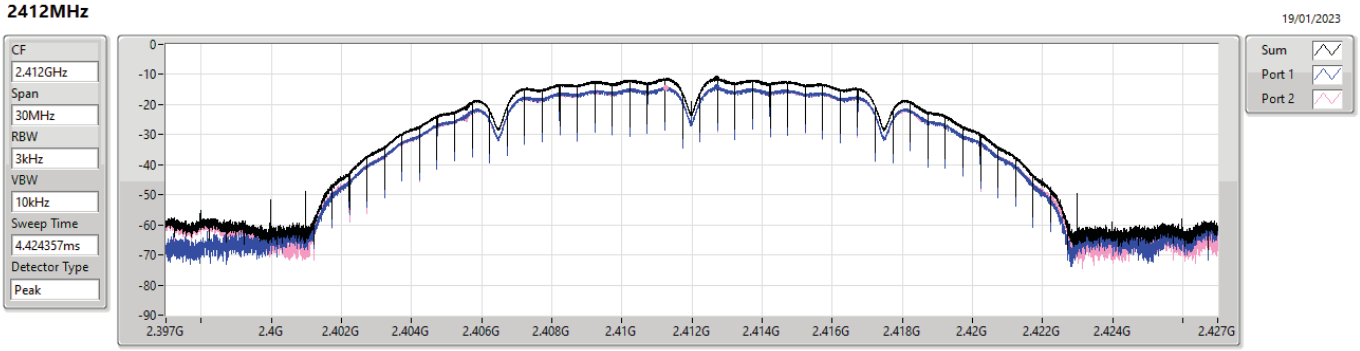

Sum	PD	Port 1	Port 2
(dBm/RBW)	(dBm/RBW)	(dBm/RBW)	(dBm/RBW)
-11.26	-11.26	-14.21	-14.27

2.4-2.4835GHz_802.11b_Nss1,(1Mbps)_2TX **PSD**

2437MHz

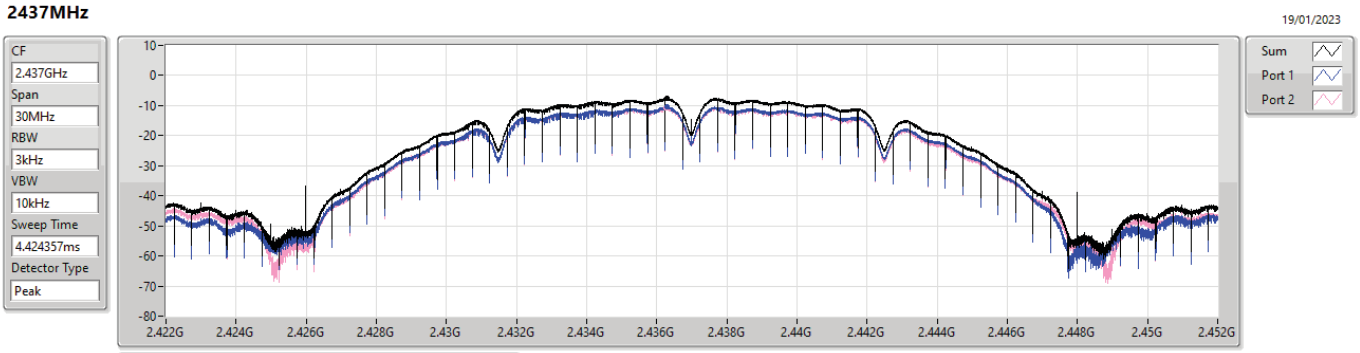

Sum	PD	Port 1	Port 2
(dBm/RBW)	(dBm/RBW)	(dBm/RBW)	(dBm/RBW)
-7.64	-7.64	-10.45	-10.75

2.4-2.4835GHz_802.11b_Nss1,(1Mbps)_2TX **PSD**

2462MHz

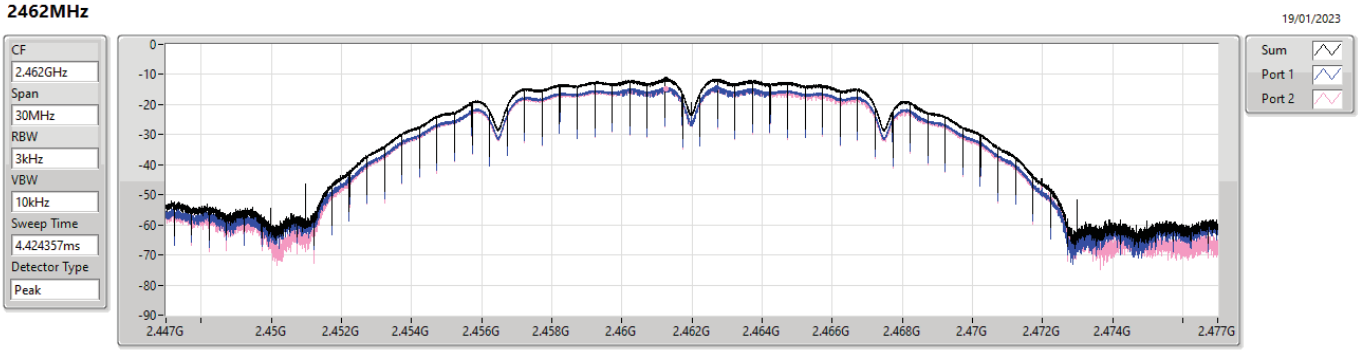

Sum	PD	Port 1	Port 2
(dBm/RBW)	(dBm/RBW)	(dBm/RBW)	(dBm/RBW)
-11.45	-11.45	-14.28	-14.60

2.4-2.4835GHz_802.11g_Nss1,(6Mbps)_2TX **PSD**

2412MHz

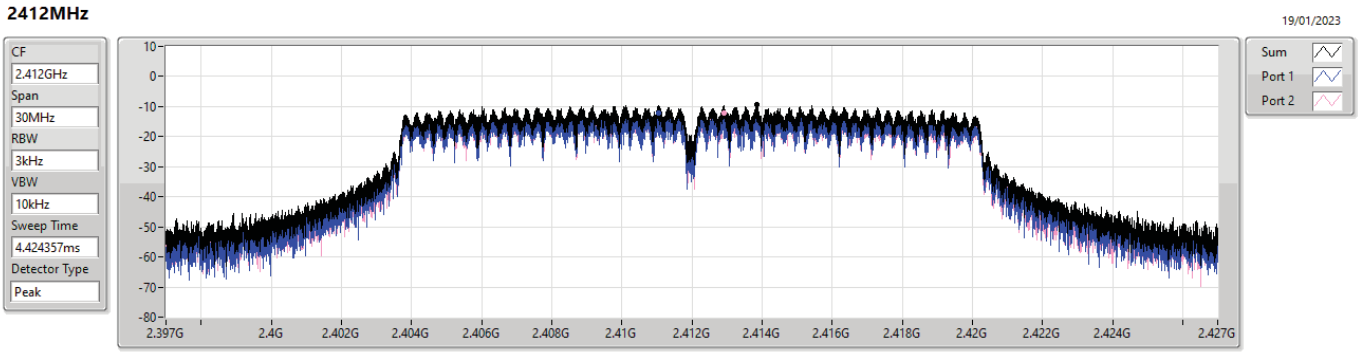

Sum	PD	Port 1	Port 2
(dBm/RBW)	(dBm/RBW)	(dBm/RBW)	(dBm/RBW)
-9.50	-9.50	-12.09	-12.24

2.4-2.4835GHz_802.11g_Nss1,(6Mbps)_2TX **PSD**

2437MHz

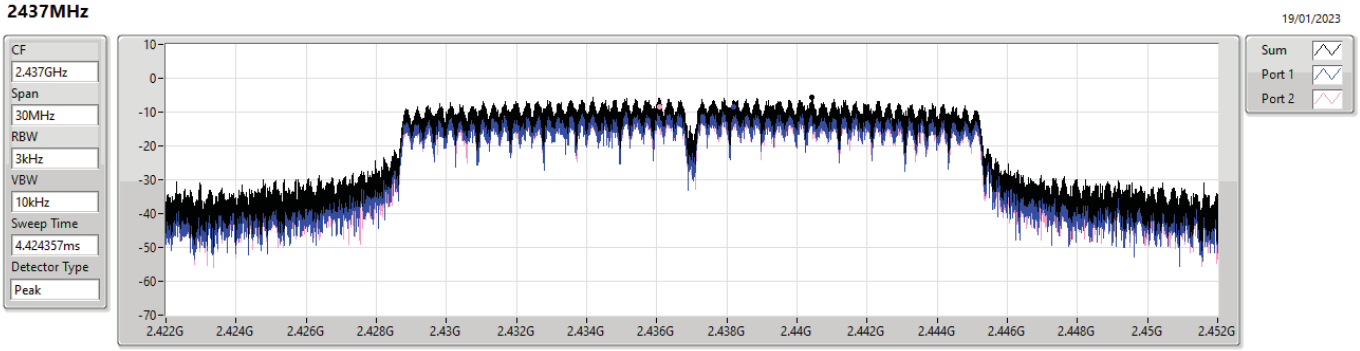

Sum	PD	Port 1	Port 2
(dBm/RBW)	(dBm/RBW)	(dBm/RBW)	(dBm/RBW)
-5.74	-5.74	-8.41	-8.51

2.4-2.4835GHz_802.11g_Nss1,(6Mbps)_2TX **PSD**

2462MHz

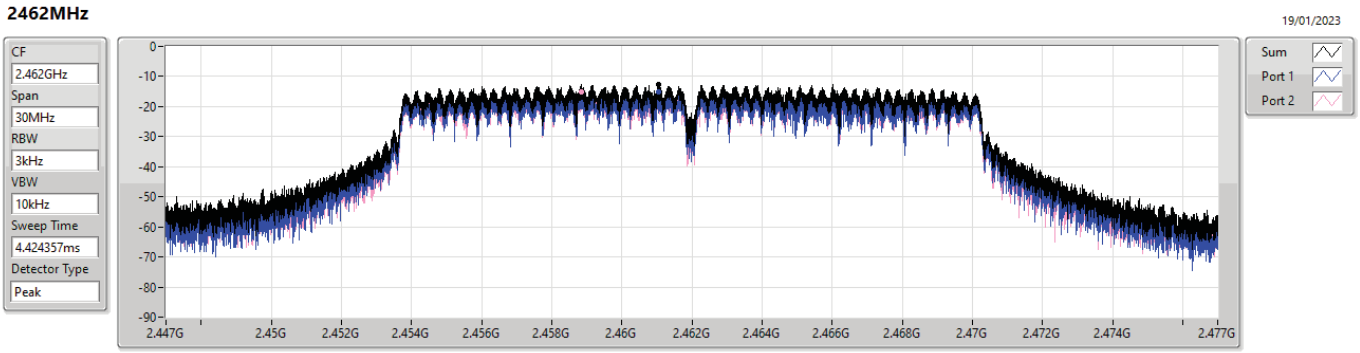

Sum	PD	Port 1	Port 2
(dBm/RBW)	(dBm/RBW)	(dBm/RBW)	(dBm/RBW)
-12.58	-12.58	-15.07	-15.21

2.4-2.4835GHz_VHT20_Nss1,(MCS0)_2TX **PSD**

2412MHz

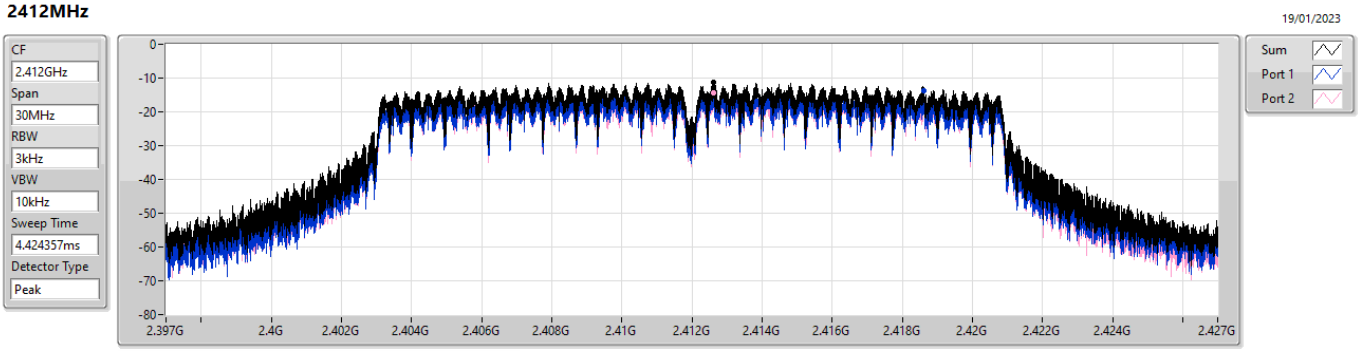

Sum	PD	Port 1	Port 2
(dBm/RBW)	(dBm/RBW)	(dBm/RBW)	(dBm/RBW)
-11.39	-11.39	-13.81	-14.50

2.4-2.4835GHz_VHT20_Nss1,(MCS0)_2TX **PSD**

2437MHz

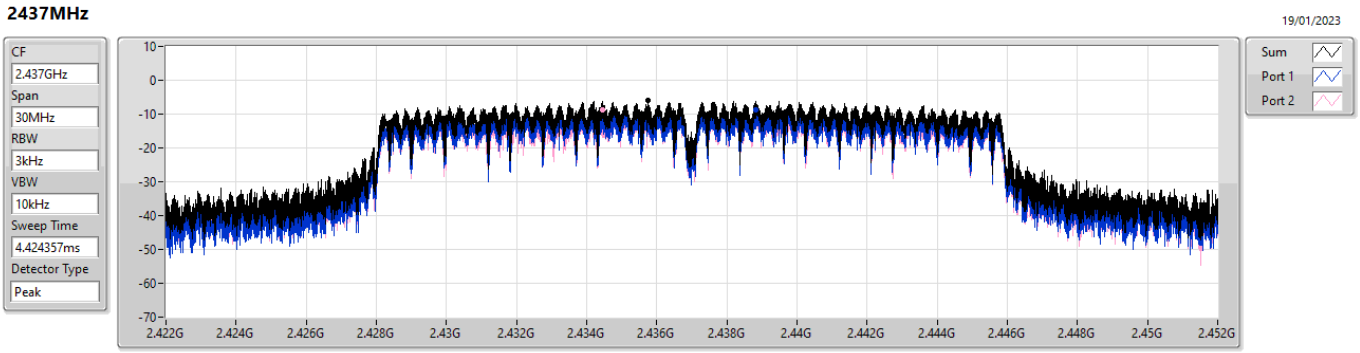

Sum	PD	Port 1	Port 2
(dBm/RBW)	(dBm/RBW)	(dBm/RBW)	(dBm/RBW)
-6.01	-6.01	-8.81	-8.78

2.4-2.4835GHz_VHT20_Nss1,(MCS0)_2TX **PSD**

2462MHz

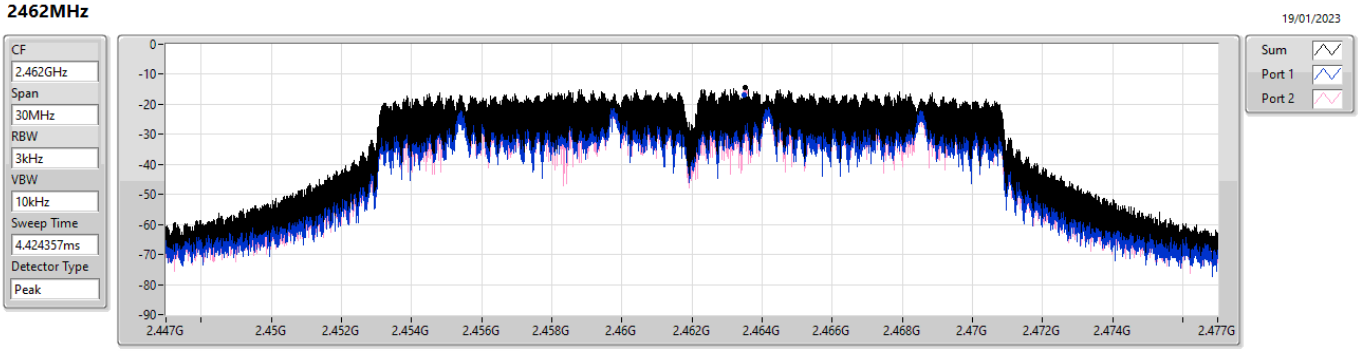

Sum	PD	Port 1	Port 2
(dBm/RBW)	(dBm/RBW)	(dBm/RBW)	(dBm/RBW)
-14.56	-14.56	-17.00	-16.09

2.4-2.4835GHz_VHT40_Nss1,(MCS0)_2TX **PSD**

2422MHz

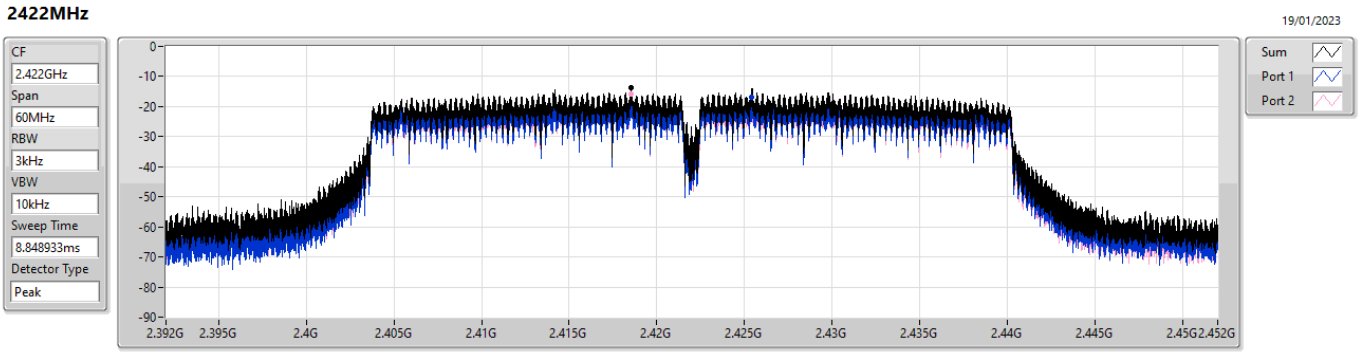

Sum	PD	Port 1	Port 2
(dBm/RBW)	(dBm/RBW)	(dBm/RBW)	(dBm/RBW)
-13.86	-13.86	-17.02	-15.80

2.4-2.4835GHz_VHT40_Nss1,(MCS0)_2TX **PSD**

2437MHz

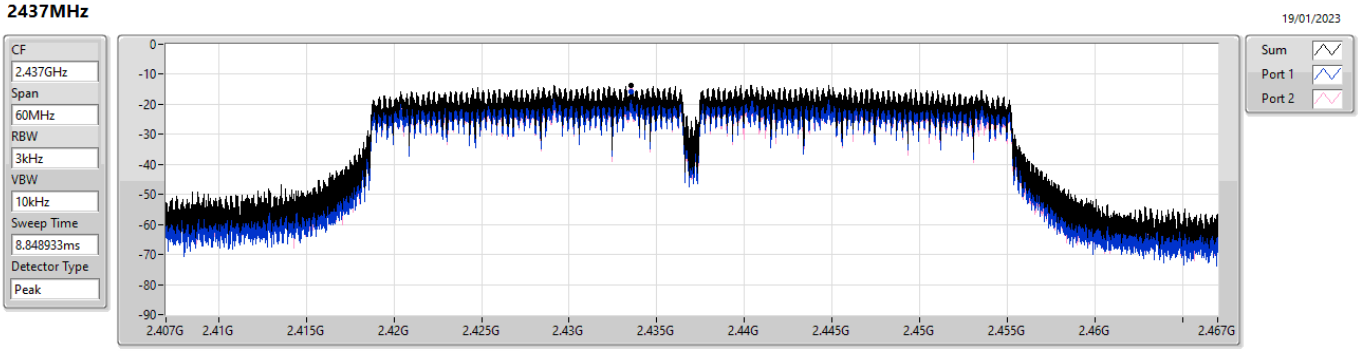

Sum	PD	Port 1	Port 2
(dBm/RBW)	(dBm/RBW)	(dBm/RBW)	(dBm/RBW)
-13.66	-13.66	-15.75	-15.46

2.4-2.4835GHz_VHT40_Nss1,(MCS0)_2TX **PSD**

2452MHz

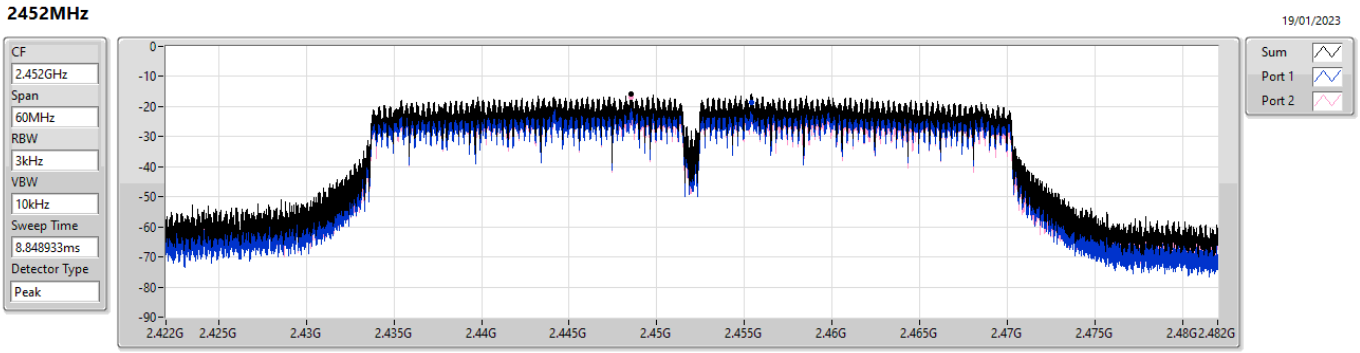

Sum	PD	Port 1	Port 2
(dBm/RBW)	(dBm/RBW)	(dBm/RBW)	(dBm/RBW)
-15.66	-15.66	-18.65	-16.83

Summary

Mode	Result	Ref (Hz)	Ref (dBm)	Limit (dBm)	Freq (Hz)	Level (dBm)	Freq (Hz)	Level (dBm)	Freq (Hz)	Level (dBm)	Freq (Hz)	Level (dBm)	Freq (Hz)	Level (dBm)	Port
2.4-2.4835GHz	-	-	-	-	-	-	-	-	-	-	-	-	-	-	-
802.11b_Nss1,(1Mbps)_2TX	Pass	2.43791G	10.43	-19.57	2.30874G	-54.32	2.39752G	-38.12	2.4G	-45.59	2.51838G	-53.60	16.88879G	-42.14	2
802.11g_Nss1,(6Mbps)_2TX	Pass	2.43507G	6.73	-23.27	1.9208G	-53.89	2.39968G	-28.73	2.4G	-31.65	2.51614G	-53.28	24.18523G	-41.97	1
VHT20_Nss1,(MCS0)_2TX	Pass	2.43407G	6.26	-23.74	2.04662G	-54.32	2.39992G	-33.19	2.4G	-32.55	2.51582G	-52.62	24.49709G	-41.49	2
VHT40_Nss1,(MCS0)_2TX	Pass	2.44041G	-2.90	-32.90	2.30512G	-53.80	2.39888G	-36.52	2.4G	-37.67	2.51758G	-53.13	24.77283G	-41.27	2

Result

Mode	Result	Ref (Hz)	Ref (dBm)	Limit (dBm)	Freq (Hz)	Level (dBm)	Freq (Hz)	Level (dBm)	Freq (Hz)	Level (dBm)	Freq (Hz)	Level (dBm)	Freq (Hz)	Level (dBm)	Port
802.11b_Nss1,(1Mbps)_2TX	-	-	-	-	-	-	-	-	-	-	-	-	-	-	-
2412MHz	Pass	2.43791G	10.43	-19.57	1.96973G	-54.80	2.39752G	-44.87	2.4G	-45.47	2.51942G	-52.65	16.24259G	-42.08	1
2412MHz	Pass	2.43791G	10.43	-19.57	2.30874G	-54.32	2.39752G	-38.12	2.4G	-45.59	2.51838G	-53.60	16.88879G	-42.14	2
2437MHz	Pass	2.43791G	10.43	-19.57	2.19457G	-55.35	2.4G	-49.01	2.4G	-49.47	2.50158G	-52.07	24.61228G	-41.91	1
2437MHz	Pass	2.43791G	10.43	-19.57	2.19457G	-54.57	2.4G	-49.67	2.4G	-49.74	2.50126G	-52.90	24.50271G	-41.09	2
2462MHz	Pass	2.43791G	10.43	-19.57	2.30292G	-53.68	2.4G	-52.01	2.4G	-52.27	2.5075G	-51.04	16.56007G	-40.89	1
2462MHz	Pass	2.43791G	10.43	-19.57	2.1969G	-55.12	2.39872G	-53.76	2.4G	-54.70	2.50662G	-52.14	24.48585G	-42.38	2
802.11g_Nss1,(6Mbps)_2TX	-	-	-	-	-	-	-	-	-	-	-	-	-	-	-
2412MHz	Pass	2.43507G	6.73	-23.27	1.9208G	-53.89	2.39968G	-28.73	2.4G	-31.65	2.51614G	-53.28	24.18523G	-41.97	1
2412MHz	Pass	2.43507G	6.73	-23.27	2.09205G	-54.45	2.39968G	-29.71	2.4G	-30.01	2.50398G	-52.26	24.64319G	-41.78	2
2437MHz	Pass	2.43507G	6.73	-23.27	1.86604G	-53.94	2.39792G	-44.58	2.4G	-44.99	2.50758G	-51.85	24.45494G	-42.11	1
2437MHz	Pass	2.43507G	6.73	-23.27	2.19341G	-54.08	2.39992G	-40.28	2.4G	-43.19	2.5067G	-52.35	24.92414G	-42.27	2
2462MHz	Pass	2.43507G	6.73	-23.27	2.03031G	-54.60	2.4G	-52.56	2.4G	-54.21	2.50086G	-52.27	24.15432G	-41.96	1
2462MHz	Pass	2.43507G	6.73	-23.27	2.30874G	-55.10	2.39504G	-53.10	2.4G	-52.55	2.50134G	-52.77	24.19085G	-42.57	2
VHT20_Nss1,(MCS0)_2TX	-	-	-	-	-	-	-	-	-	-	-	-	-	-	-
2412MHz	Pass	2.43407G	6.26	-23.74	2.16778G	-55.18	2.39992G	-33.73	2.4G	-33.15	2.51598G	-52.90	24.50271G	-42.57	1
2412MHz	Pass	2.43407G	6.26	-23.74	2.04662G	-54.32	2.39992G	-33.19	2.4G	-32.55	2.51582G	-52.62	24.49709G	-41.49	2
2437MHz	Pass	2.43407G	6.26	-23.74	2.30758G	-54.35	2.39944G	-43.74	2.4G	-42.81	2.51854G	-52.08	17.50128G	-41.21	1
2437MHz	Pass	2.43407G	6.26	-23.74	2.30641G	-53.71	2.39952G	-41.66	2.4G	-39.80	2.50366G	-52.59	24.59823G	-42.24	2
2462MHz	Pass	2.43407G	6.26	-23.74	2.30641G	-55.65	2.4G	-53.78	2.4G	-53.39	2.51046G	-52.96	21.8842G	-42.51	1
2462MHz	Pass	2.43407G	6.26	-23.74	2.16545G	-55.19	2.4G	-52.12	2.4G	-53.92	2.5075G	-52.64	17.43385G	-42.11	2
VHT40_Nss1,(MCS0)_2TX	-	-	-	-	-	-	-	-	-	-	-	-	-	-	-
2422MHz	Pass	2.44041G	-2.90	-32.90	2.15856G	-55.58	2.39984G	-40.04	2.4G	-38.97	2.5315G	-52.61	24.57932G	-41.93	1
2422MHz	Pass	2.44041G	-2.90	-32.90	2.30512G	-53.80	2.39888G	-36.52	2.4G	-37.67	2.51758G	-53.13	24.77283G	-41.27	2
2437MHz	Pass	2.44041G	-2.90	-32.90	2.15741G	-54.78	2.39952G	-41.68	2.4G	-42.47	2.51694G	-51.82	24.66065G	-41.11	1
2437MHz	Pass	2.44041G	-2.90	-32.90	2.30512G	-55.35	2.39936G	-40.19	2.4G	-41.51	2.5019G	-52.05	15.17281G	-42.45	2
2452MHz	Pass	2.44041G	-2.90	-32.90	2.16657G	-54.94	2.3968G	-53.30	2.4G	-53.07	2.53198G	-51.84	16.44328G	-42.16	1
2452MHz	Pass	2.44041G	-2.90	-32.90	2.1265G	-55.68	2.39904G	-52.59	2.4G	-52.05	2.5019G	-52.03	23.47712G	-42.21	2

2.4-2.4835GHz_802.11b_Nss1,(1Mbps)_2TX **CSENdB**

2412MHz

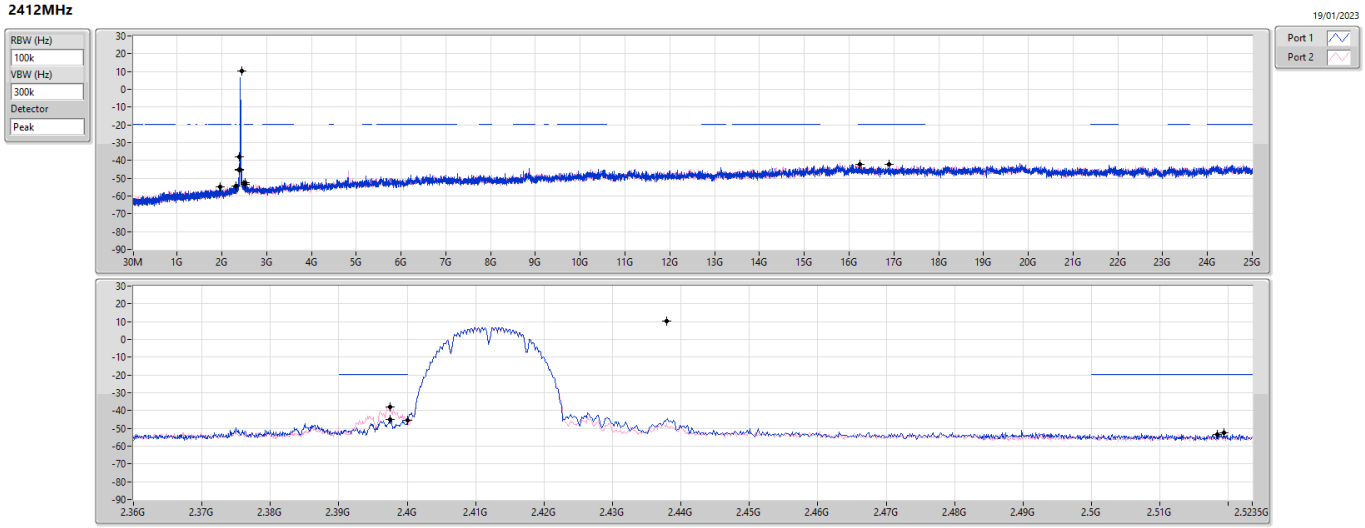

Ref(Hz)	Ref(dBm)	Limit(dBm)	Freq(Hz)	Level(dBm)	Freq(Hz)	Level(dBm)	Freq(Hz)	Level(dBm)	Freq(Hz)	Level(dBm)	Freq(Hz)	Level(dBm)	Port
2.43791G	10.43	-19.57	1.96973G	-54.80	2.39752G	-44.87	2.4G	-45.47	2.51942G	-52.65	16.24259G	-42.08	1
2.43791G	10.43	-19.57	2.30874G	-54.32	2.39752G	-38.12	2.4G	-45.59	2.51838G	-53.60	16.88879G	-42.14	2

2.4-2.4835GHz_802.11b_Nss1,(1Mbps)_2TX **CSENdB**

2437MHz

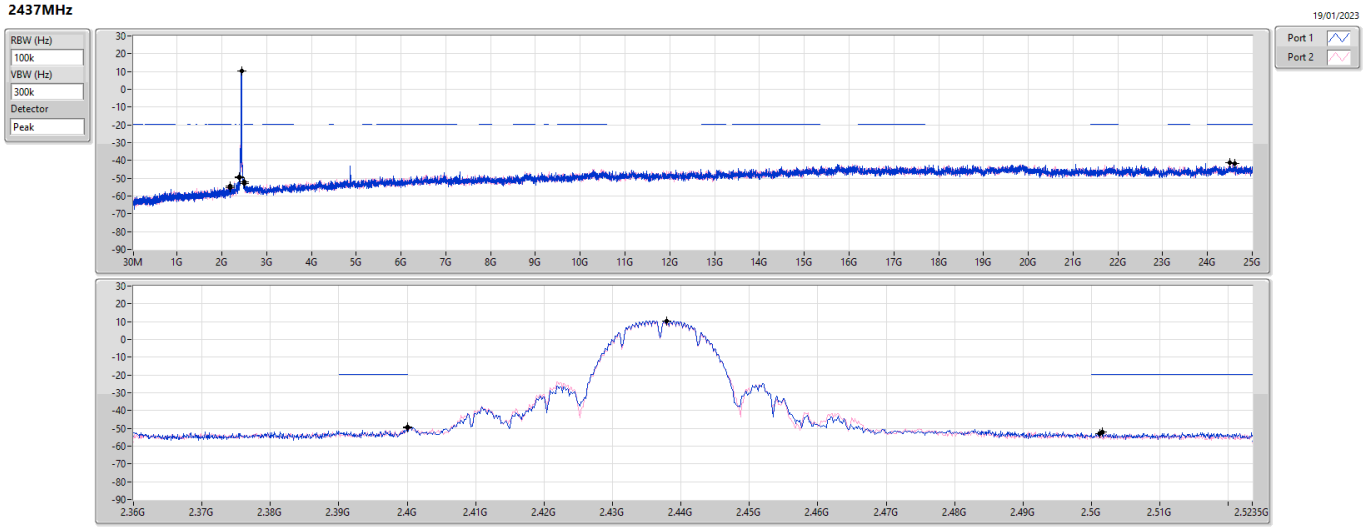

Ref(Hz)	Ref(dBm)	Limit(dBm)	Freq(Hz)	Level(dBm)	Freq(Hz)	Level(dBm)	Freq(Hz)	Level(dBm)	Freq(Hz)	Level(dBm)	Freq(Hz)	Level(dBm)	Port
2.43791G	10.43	-19.57	2.19457G	-55.35	2.4G	-49.01	2.4G	-49.47	2.50158G	-52.07	24.61228G	-41.91	1
2.43791G	10.43	-19.57	2.19457G	-54.57	2.4G	-49.67	2.4G	-49.74	2.50126G	-52.90	24.50271G	-41.09	2

2.4-2.4835GHz_802.11b_Nss1,(1Mbps)_2TX **CSENdB**

2462MHz

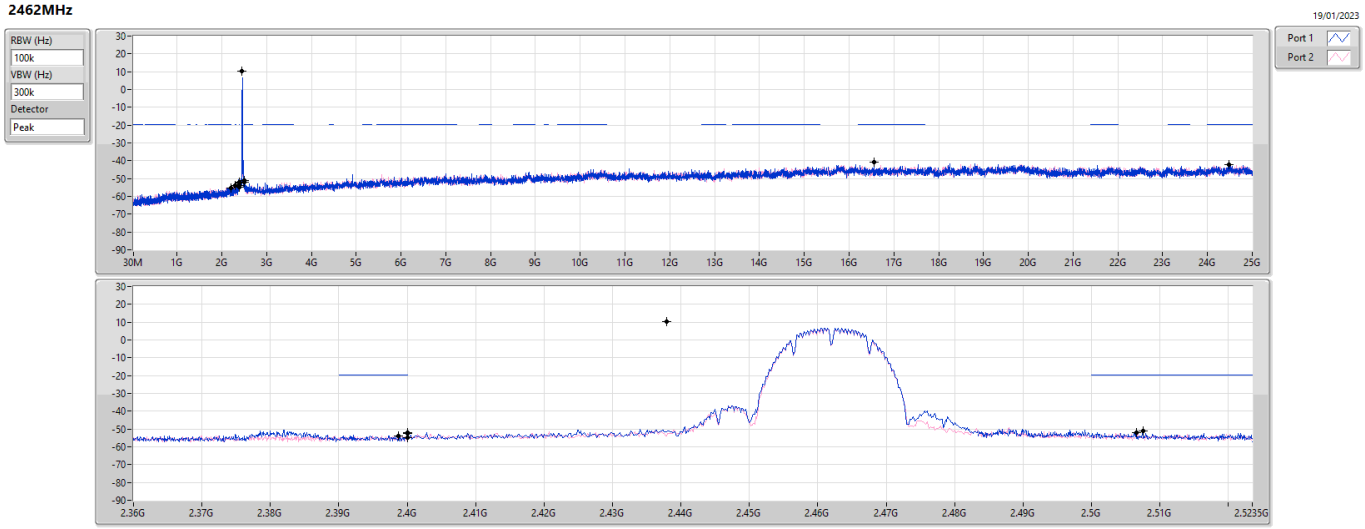

Ref(Hz)	Ref(dBm)	Limit(dBm)	Freq(Hz)	Level(dBm)	Freq(Hz)	Level(dBm)	Freq(Hz)	Level(dBm)	Freq(Hz)	Level(dBm)	Freq(Hz)	Level(dBm)	Port
2.43791G	10.43	-19.57	2.30292G	-53.68	2.4G	-52.01	2.4G	-52.27	2.5075G	-51.04	16.56007G	-40.89	1
2.43791G	10.43	-19.57	2.1969G	-55.12	2.39872G	-53.76	2.4G	-54.70	2.50662G	-52.14	24.48585G	-42.38	2

2.4-2.4835GHz_802.11g_Nss1,(6Mbps)_2TX **CSENdB**

2412MHz

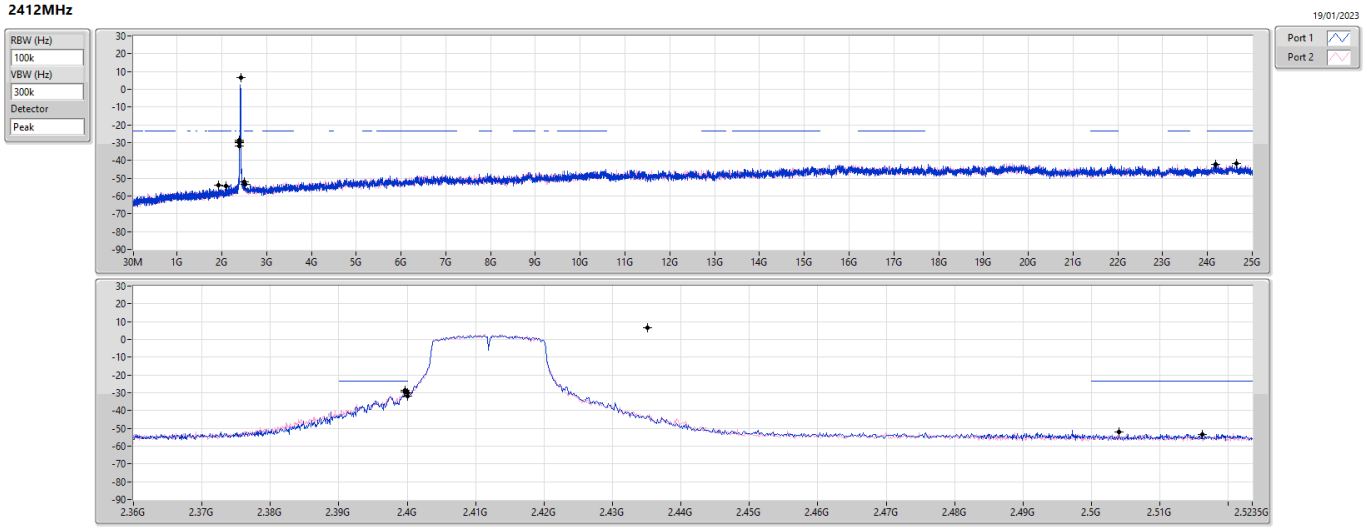

Ref(Hz)	Ref(dBm)	Limit(dBm)	Freq(Hz)	Level(dBm)	Freq(Hz)	Level(dBm)	Freq(Hz)	Level(dBm)	Freq(Hz)	Level(dBm)	Freq(Hz)	Level(dBm)	Port
2.43507G	6.73	-23.27	1.9208G	-53.89	2.39968G	-28.73	2.4G	-31.65	2.51614G	-53.28	24.18523G	-41.97	1
2.43507G	6.73	-23.27	2.09205G	-54.45	2.39968G	-29.71	2.4G	-30.01	2.50398G	-52.26	24.64319G	-41.78	2

2.4-2.4835GHz_802.11g_Nss1,(6Mbps)_2TX **CSENdB**

2437MHz

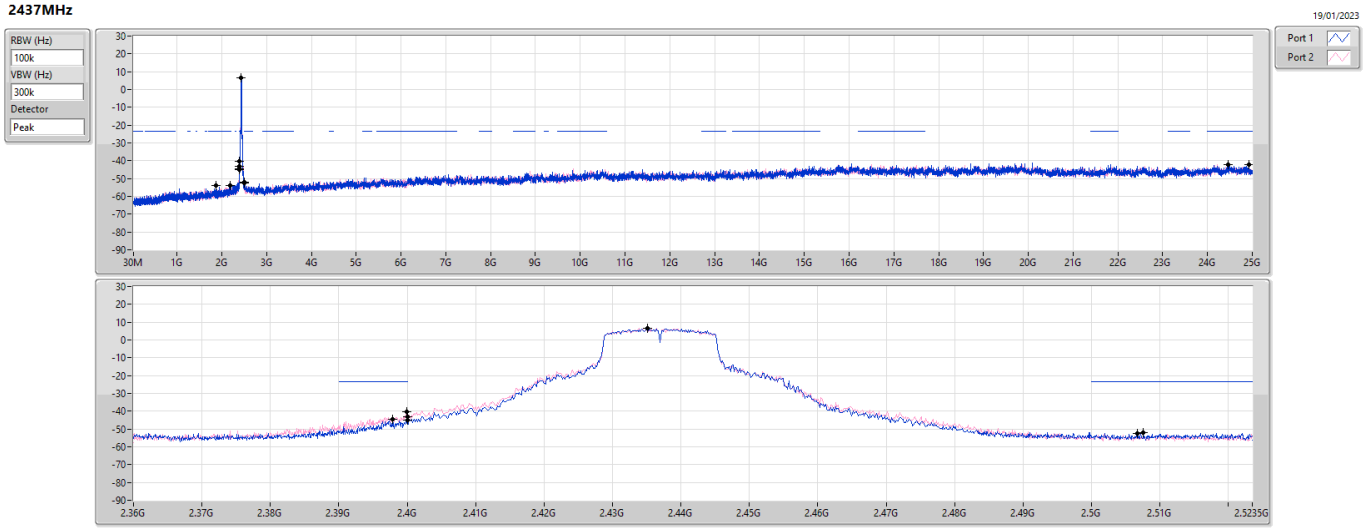

Ref(Hz)	Ref(dBm)	Limit(dBm)	Freq(Hz)	Level(dBm)	Freq(Hz)	Level(dBm)	Freq(Hz)	Level(dBm)	Freq(Hz)	Level(dBm)	Freq(Hz)	Level(dBm)	Port
2.43507G	6.73	-23.27	1.86604G	-53.94	2.39792G	-44.58	2.4G	-44.99	2.50758G	-51.85	24.45494G	-42.11	1
2.43507G	6.73	-23.27	2.19341G	-54.08	2.39992G	-40.28	2.4G	-43.19	2.5067G	-52.35	24.92414G	-42.27	2

2.4-2.4835GHz_802.11g_Nss1,(6Mbps)_2TX **CSENdB**

2462MHz

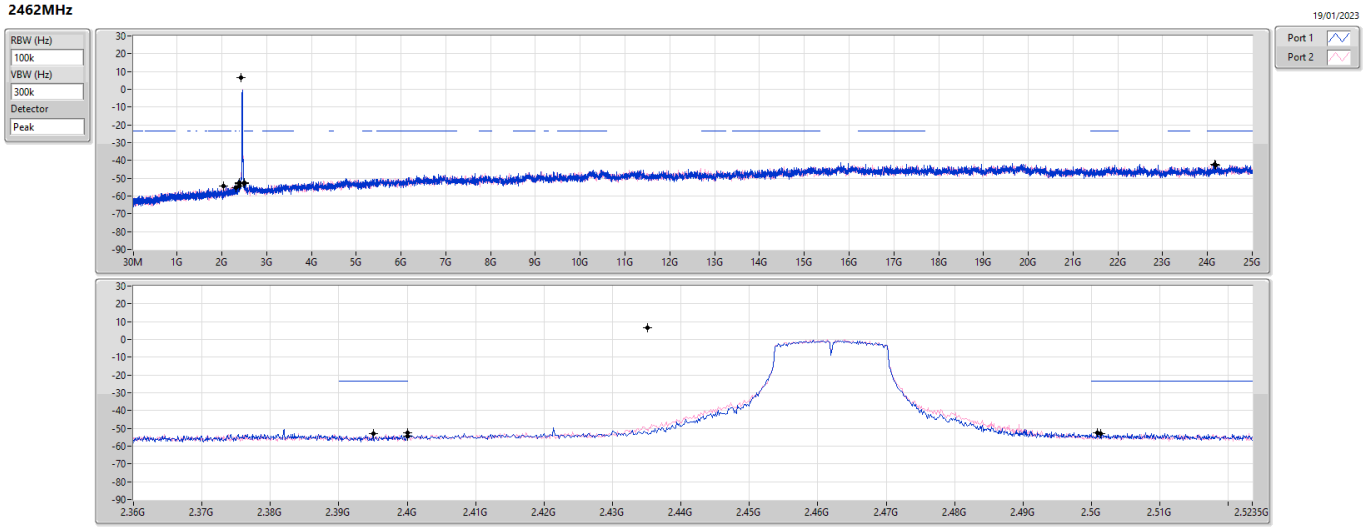

Ref(Hz)	Ref(dBm)	Limit(dBm)	Freq(Hz)	Level(dBm)	Freq(Hz)	Level(dBm)	Freq(Hz)	Level(dBm)	Freq(Hz)	Level(dBm)	Freq(Hz)	Level(dBm)	Port
2.43507G	6.73	-23.27	2.03031G	-54.60	2.4G	-52.56	2.4G	-54.21	2.50086G	-52.27	24.15432G	-41.96	1
2.43507G	6.73	-23.27	2.30874G	-55.10	2.39504G	-53.10	2.4G	-52.55	2.50134G	-52.77	24.19085G	-42.57	2

2.4-2.4835GHz_VHT20_Nss1,(MCS0)_2TX **CSENdB**

2412MHz

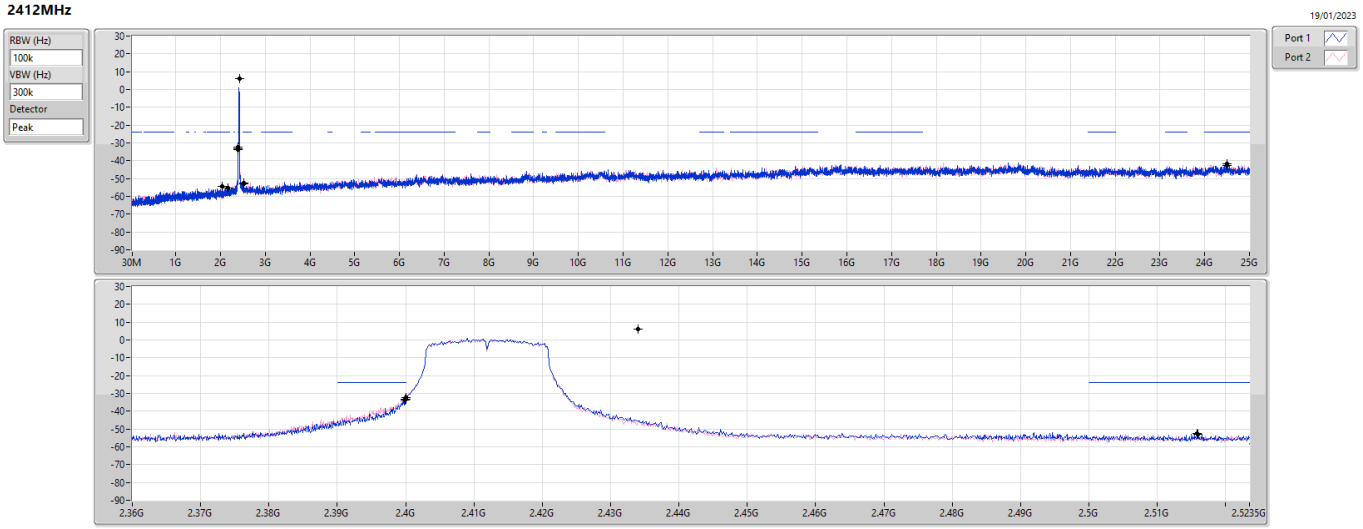

Ref(Hz)	Ref(dBm)	Limit(dBm)	Freq(Hz)	Level(dBm)	Freq(Hz)	Level(dBm)	Freq(Hz)	Level(dBm)	Freq(Hz)	Level(dBm)	Freq(Hz)	Level(dBm)	Port
2.43407G	6.26	-23.74	2.16778G	-55.18	2.39992G	-33.73	2.4G	-33.15	2.51598G	-52.90	24.50271G	-42.57	1
2.43407G	6.26	-23.74	2.04662G	-54.32	2.39992G	-33.19	2.4G	-32.55	2.51582G	-52.62	24.49709G	-41.49	2

2.4-2.4835GHz_VHT20_Nss1,(MCS0)_2TX **CSENdB**

2437MHz

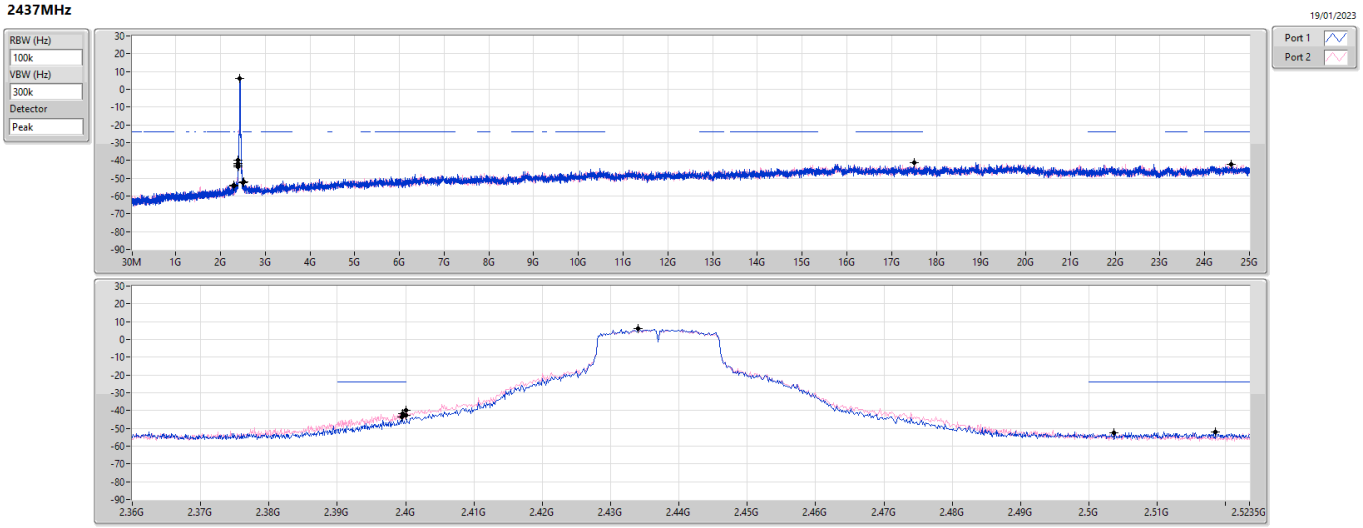

Ref(Hz)	Ref(dBm)	Limit(dBm)	Freq(Hz)	Level(dBm)	Freq(Hz)	Level(dBm)	Freq(Hz)	Level(dBm)	Freq(Hz)	Level(dBm)	Freq(Hz)	Level(dBm)	Port
2.43407G	6.26	-23.74	2.30758G	-54.35	2.39944G	-43.74	2.4G	-42.81	2.51854G	-52.08	17.50128G	-41.21	1
2.43407G	6.26	-23.74	2.30641G	-53.71	2.39952G	-41.66	2.4G	-39.80	2.50366G	-52.59	24.59823G	-42.24	2

2.4-2.4835GHz_VHT20_Nss1,(MCS0)_2TX **CSENdB**

2462MHz

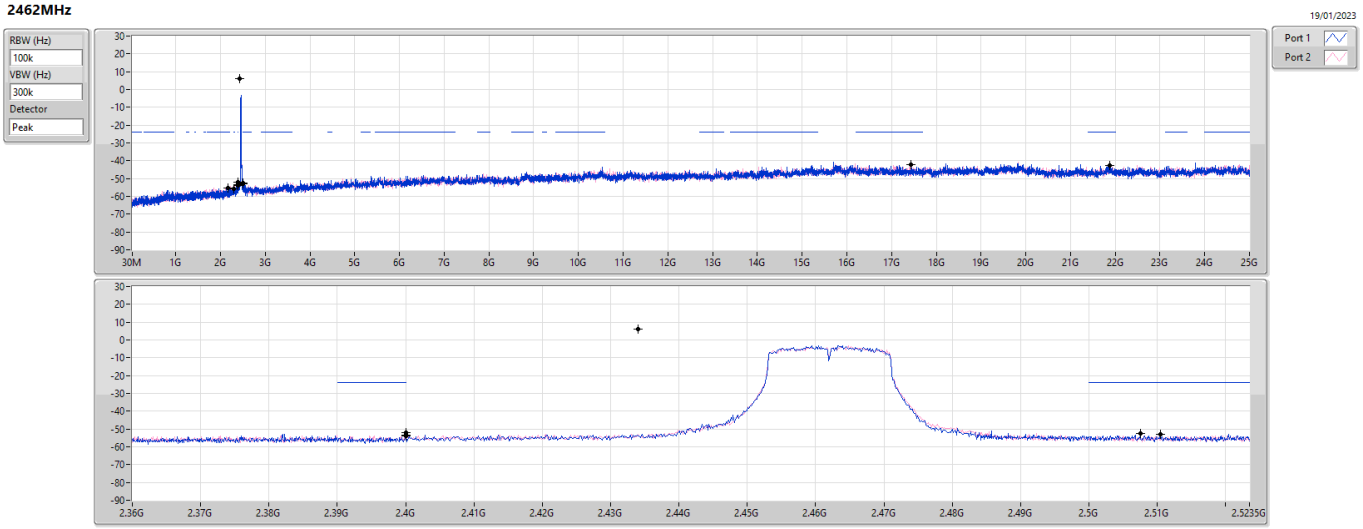

Ref(Hz)	Ref(dBm)	Limit(dBm)	Freq(Hz)	Level(dBm)	Freq(Hz)	Level(dBm)	Freq(Hz)	Level(dBm)	Freq(Hz)	Level(dBm)	Freq(Hz)	Level(dBm)	Port
2.43407G	6.26	-23.74	2.30641G	-55.65	2.4G	-53.78	2.4G	-53.39	2.51046G	-52.96	21.8842G	-42.51	1
2.43407G	6.26	-23.74	2.16545G	-55.19	2.4G	-52.12	2.4G	-53.92	2.5075G	-52.64	17.43385G	-42.11	2

2.4-2.4835GHz_VHT40_Nss1,(MCS0)_2TX **CSENdB**

2422MHz

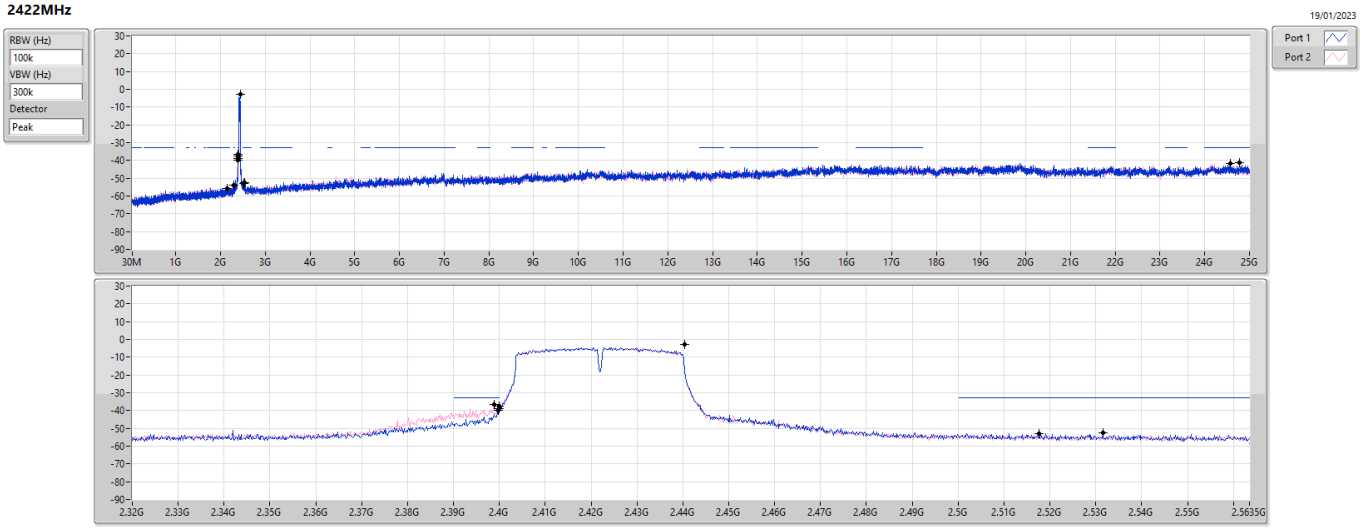

Ref(Hz)	Ref(dBm)	Limit(dBm)	Freq(Hz)	Level(dBm)	Freq(Hz)	Level(dBm)	Freq(Hz)	Level(dBm)	Freq(Hz)	Level(dBm)	Freq(Hz)	Level(dBm)	Port
2.44041G	-2.90	-32.90	2.15856G	-55.58	2.39984G	-40.04	2.4G	-38.97	2.5315G	-52.61	24.57932G	-41.93	1
2.44041G	-2.90	-32.90	2.30512G	-53.80	2.39888G	-36.52	2.4G	-37.67	2.51758G	-53.13	24.77283G	-41.27	2

2.4-2.4835GHz_VHT40_Nss1,(MCS0)_2TX **CSENdB**

2437MHz

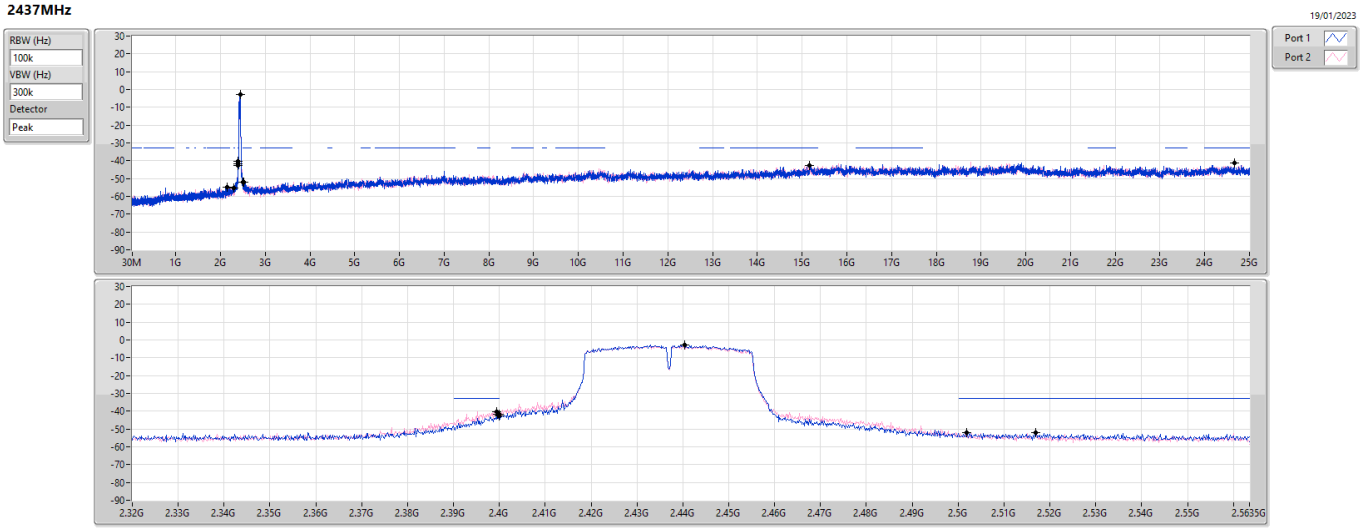

Ref(Hz)	Ref(dBm)	Limit(dBm)	Freq(Hz)	Level(dBm)	Freq(Hz)	Level(dBm)	Freq(Hz)	Level(dBm)	Freq(Hz)	Level(dBm)	Freq(Hz)	Level(dBm)	Port
2.44041G	-2.90	-32.90	2.15741G	-54.78	2.39952G	-41.68	2.4G	-42.47	2.51694G	-51.82	24.66065G	-41.11	1
2.44041G	-2.90	-32.90	2.30512G	-55.35	2.39936G	-40.19	2.4G	-41.51	2.5019G	-52.05	15.17281G	-42.45	2

2.4-2.4835GHz_VHT40_Nss1,(MCS0)_2TX **CSENdB**

2452MHz

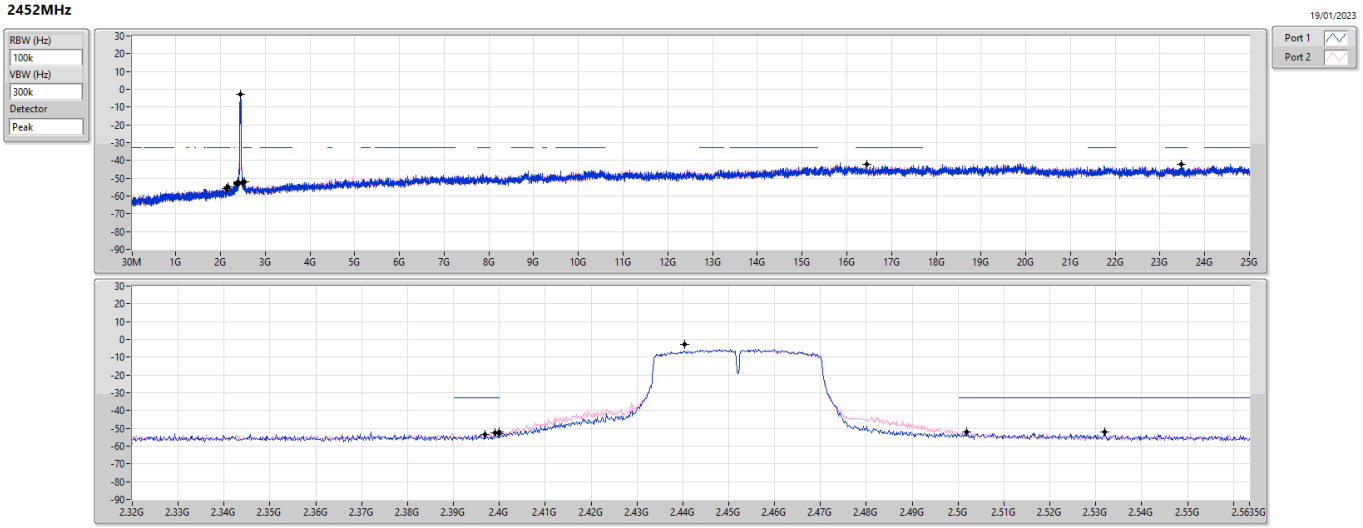

Ref(Hz)	Ref(dBm)	Limit(dBm)	Freq(Hz)	Level(dBm)	Freq(Hz)	Level(dBm)	Freq(Hz)	Level(dBm)	Freq(Hz)	Level(dBm)	Freq(Hz)	Level(dBm)	Port
2.44041G	-2.90	-32.90	2.16657G	-54.94	2.3968G	-53.30	2.4G	-53.07	2.53198G	-51.84	16.44328G	-42.16	1
2.44041G	-2.90	-32.90	2.1265G	-55.68	2.39904G	-52.59	2.4G	-52.05	2.5019G	-52.03	23.47712G	-42.21	2

Summary

Mode	Result	Type	Freq (Hz)	Level (dBuV/m)	Limit (dBuV/m)	Margin (dB)	Dist (m)	Condition	Azimuth (°)	Height (m)
2.4-2.4835GHz	-	-	-	-	-	-	-	-	-	-
802.11b_Nss1,(1Mbps)_2TX	Pass	PK	30M	35.08	40.00	-4.92	3	Vertical	0	1.00

Result

Mode	Result	Type	Freq (Hz)	Level (dBuV/m)	Limit (dBuV/m)	Margin (dB)	Dist (m)	Condition	Azimuth (°)	Height (m)
802.11b_Nss1,(1Mbps)_2TX	-	-	-	-	-	-	-	-	-	-
2437MHz	Pass	PK	30M	35.08	40.00	-4.92	3	Vertical	0	1.00
2437MHz	Pass	PK	51.34M	32.72	40.00	-7.28	3	Vertical	0	1.00
2437MHz	Pass	PK	99.84M	35.74	43.50	-7.76	3	Vertical	0	1.00
2437MHz	Pass	PK	142.52M	30.05	43.50	-13.45	3	Vertical	0	1.00
2437MHz	Pass	PK	276.38M	31.09	46.00	-14.91	3	Vertical	0	1.00
2437MHz	Pass	PK	398.6M	29.07	46.00	-16.93	3	Vertical	0	1.00
2437MHz	Pass	PK	45.52M	30.45	40.00	-9.55	3	Horizontal	360	1.00
2437MHz	Pass	PK	99.84M	36.21	43.50	-7.29	3	Horizontal	360	1.00
2437MHz	Pass	PK	148.34M	30.34	43.50	-13.16	3	Horizontal	360	1.00
2437MHz	Pass	PK	274.44M	29.25	46.00	-16.75	3	Horizontal	360	1.00
2437MHz	Pass	PK	392.78M	32.15	46.00	-13.85	3	Horizontal	360	1.00
2437MHz	Pass	PK	515M	28.40	46.00	-17.60	3	Horizontal	360	1.00

2.4-2.4835GHz_802.11b_Nss1,(1Mbps)_2TX

2437MHz_Fixture

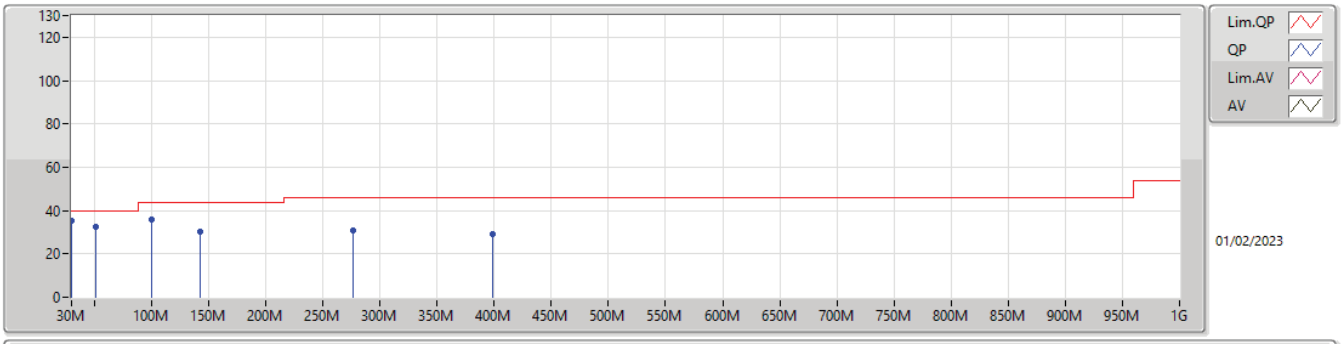

Type	Freq	Level	Limit	Margin	Factor	Dist	Condition	Azimuth	Height	Raw	AF	CL	PA
	(Hz)	(dBuV/m)	(dBuV/m)	(dB)	(dB)	(m)		(°)	(m)	(dBuV)	(dB)	(dB)	(dB)
PK	30M	35.08	40.00	-4.92	-2.61	3	Vertical	0	1.00	37.69	23.14	1.21	26.96
PK	51.34M	32.72	40.00	-7.28	-13.10	3	Vertical	0	1.00	45.82	12.94	1.42	27.46
PK	99.84M	35.74	43.50	-7.76	-9.85	3	Vertical	0	1.00	45.59	16.04	1.93	27.82
PK	142.52M	30.05	43.50	-13.45	-9.21	3	Vertical	0	1.00	39.26	16.15	2.35	27.71
PK	276.38M	31.09	46.00	-14.91	-6.01	3	Vertical	0	1.00	37.10	18.00	3.17	27.18
PK	398.6M	29.07	46.00	-16.93	-3.15	3	Vertical	0	1.00	32.22	20.89	3.79	27.83

2.4-2.4835GHz_802.11b_Nss1,(1Mbps)_2TX

2437MHz_Fixture

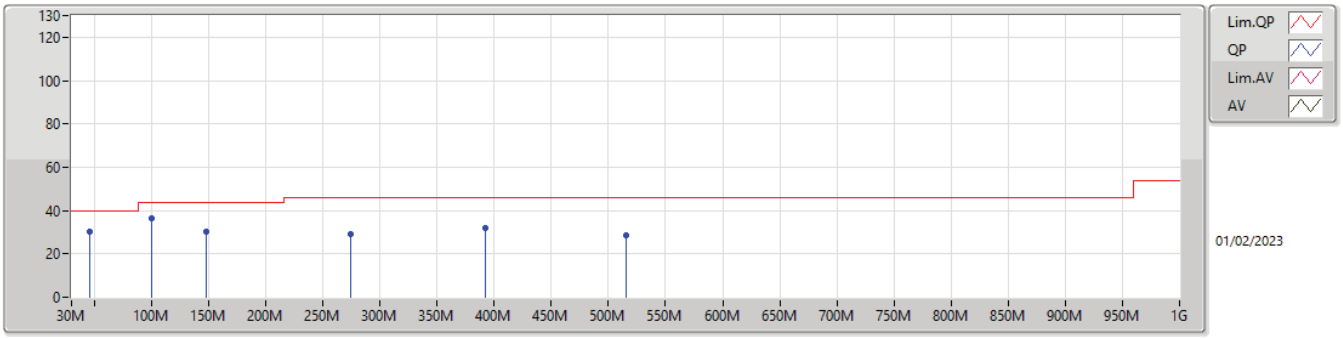

Type	Freq	Level	Limit	Margin	Factor	Dist	Condition	Azimuth	Height	Raw	AF	CL	PA
	(Hz)	(dBuV/m)	(dBuV/m)	(dB)	(dB)	(m)		(°)	(m)	(dBuV)	(dB)	(dB)	(dB)
PK	45.52M	30.45	40.00	-9.55	-10.53	3	Horizontal	360	1.00	40.98	15.21	1.45	27.19
PK	99.84M	36.21	43.50	-7.29	-9.85	3	Horizontal	360	1.00	46.06	16.04	1.93	27.82
PK	148.34M	30.34	43.50	-13.16	-9.68	3	Horizontal	360	1.00	40.02	15.61	2.39	27.68
PK	274.44M	29.25	46.00	-16.75	-6.01	3	Horizontal	360	1.00	35.26	18.00	3.16	27.17
PK	392.78M	32.15	46.00	-13.85	-3.88	3	Horizontal	360	1.00	36.03	20.57	3.34	27.79
PK	515M	28.40	46.00	-17.60	-1.33	3	Horizontal	360	1.00	29.73	22.66	4.44	28.43

Summary

Mode	Result	Type	Freq (Hz)	Level (dBuV/m)	Limit (dBuV/m)	Margin (dB)	Dist (m)	Condition	Azimuth (°)	Height (m)
2.4-2.4835GHz	-	-	-	-	-	-	-	-	-	-
802.11b_Nss1,(1Mbps)_2TX	Pass	AV	2.4878G	53.87	54.00	-0.13	3	Vertical	221	2.14
802.11g_Nss1,(6Mbps)_2TX	Pass	AV	2.3872G	53.85	54.00	-0.15	3	Vertical	173	2.03
VHT20_Nss1,(MCS0)_2TX	Pass	AV	2.4835G	53.88	54.00	-0.12	3	Vertical	173	2.42
VHT40_Nss1,(MCS0)_2TX	Pass	AV	2.3898G	53.87	54.00	-0.13	3	Vertical	195	2.42

Result

Mode	Result	Type	Freq (Hz)	Level (dBuV/m)	Limit (dBuV/m)	Margin (dB)	Dist (m)	Condition	Azimuth (°)	Height (m)
802.11b_Nss1,(1Mbps)_2TX	-	-	-	-	-	-	-	-	-	-
2412MHz	Pass	AV	2.3862G	53.24	54.00	-0.76	3	Vertical	223	1.96
2412MHz	Pass	AV	2.4092G	110.30	Inf	-Inf	3	Vertical	223	1.96
2412MHz	Pass	PK	2.387G	63.23	74.00	-10.77	3	Vertical	223	1.96
2412MHz	Pass	PK	2.4092G	113.49	Inf	-Inf	3	Vertical	223	1.96
2412MHz	Pass	AV	2.3864G	44.11	54.00	-9.89	3	Horizontal	117	1.18
2412MHz	Pass	AV	2.4102G	97.80	Inf	-Inf	3	Horizontal	117	1.18
2412MHz	Pass	PK	2.3882G	57.02	74.00	-16.98	3	Horizontal	117	1.18
2412MHz	Pass	PK	2.4106G	100.35	Inf	-Inf	3	Horizontal	117	1.18
2412MHz	Pass	AV	4.82394G	43.82	54.00	-10.18	3	Vertical	173	1.50
2412MHz	Pass	PK	4.82394G	47.58	74.00	-26.42	3	Vertical	173	1.50
2412MHz	Pass	AV	4.824G	32.28	54.00	-21.72	3	Horizontal	54	1.48
2412MHz	Pass	PK	4.82394G	42.64	74.00	-31.36	3	Horizontal	54	1.48
2417MHz	Pass	AV	2.39G	52.50	54.00	-1.50	3	Vertical	240	1.96
2417MHz	Pass	AV	2.4162G	114.27	Inf	-Inf	3	Vertical	240	1.96
2417MHz	Pass	PK	2.3898G	62.85	74.00	-11.15	3	Vertical	240	1.96
2417MHz	Pass	PK	2.4162G	117.05	Inf	-Inf	3	Vertical	240	1.96
2417MHz	Pass	AV	2.39G	44.21	54.00	-9.79	3	Horizontal	61	3.00
2417MHz	Pass	AV	2.4188G	100.04	Inf	-Inf	3	Horizontal	61	3.00
2417MHz	Pass	PK	2.371G	56.53	74.00	-17.47	3	Horizontal	61	3.00
2417MHz	Pass	PK	2.4198G	102.93	Inf	-Inf	3	Horizontal	61	3.00
2437MHz	Pass	AV	2.3898G	47.44	54.00	-6.56	3	Vertical	224	1.55
2437MHz	Pass	AV	2.4342G	113.10	Inf	-Inf	3	Vertical	224	1.55
2437MHz	Pass	AV	2.4846G	48.71	54.00	-5.29	3	Vertical	224	1.55
2437MHz	Pass	PK	2.3894G	59.45	74.00	-14.55	3	Vertical	224	1.55
2437MHz	Pass	PK	2.4342G	116.39	Inf	-Inf	3	Vertical	224	1.55
2437MHz	Pass	PK	2.4946G	59.85	74.00	-14.15	3	Vertical	224	1.55
2437MHz	Pass	AV	2.3886G	43.53	54.00	-10.47	3	Horizontal	65	1.00
2437MHz	Pass	AV	2.4362G	100.41	Inf	-Inf	3	Horizontal	65	1.00
2437MHz	Pass	AV	2.4966G	43.93	54.00	-10.07	3	Horizontal	65	1.00
2437MHz	Pass	PK	2.363G	56.67	74.00	-17.33	3	Horizontal	65	1.00
2437MHz	Pass	PK	2.4362G	103.07	Inf	-Inf	3	Horizontal	65	1.00
2437MHz	Pass	PK	2.4958G	56.86	74.00	-17.14	3	Horizontal	65	1.00
2437MHz	Pass	AV	4.874G	47.67	54.00	-6.33	3	Vertical	207	1.99
2437MHz	Pass	AV	7.31022G	48.13	54.00	-5.87	3	Vertical	98	2.94
2437MHz	Pass	PK	4.87406G	50.45	74.00	-23.55	3	Vertical	207	1.99
2437MHz	Pass	PK	7.30992G	53.80	74.00	-20.20	3	Vertical	98	2.94
2437MHz	Pass	AV	4.87394G	34.51	54.00	-19.49	3	Horizontal	52	1.15
2437MHz	Pass	AV	7.31268G	37.39	54.00	-16.61	3	Horizontal	32	2.95
2437MHz	Pass	PK	4.874G	44.78	74.00	-29.22	3	Horizontal	52	1.15
2437MHz	Pass	PK	7.31484G	48.60	74.00	-25.40	3	Horizontal	32	2.95
2457MHz	Pass	AV	2.4552G	112.30	Inf	-Inf	3	Vertical	174	2.67
2457MHz	Pass	AV	2.4835G	51.99	54.00	-2.01	3	Vertical	174	2.67
2457MHz	Pass	PK	2.4554G	114.96	Inf	-Inf	3	Vertical	174	2.67
2457MHz	Pass	PK	2.4835G	62.57	74.00	-11.43	3	Vertical	174	2.67
2457MHz	Pass	AV	2.4588G	99.95	Inf	-Inf	3	Horizontal	52	2.92
2457MHz	Pass	AV	2.4986G	43.94	54.00	-10.06	3	Horizontal	52	2.92
2457MHz	Pass	PK	2.4598G	102.75	Inf	-Inf	3	Horizontal	52	2.92
2457MHz	Pass	PK	2.484G	57.75	74.00	-16.25	3	Horizontal	52	2.92
2462MHz	Pass	AV	2.4592G	113.48	Inf	-Inf	3	Vertical	221	2.14
2462MHz	Pass	AV	2.4878G	53.87	54.00	-0.13	3	Vertical	221	2.14
2462MHz	Pass	PK	2.4592G	116.66	Inf	-Inf	3	Vertical	221	2.14
2462MHz	Pass	PK	2.4876G	63.56	74.00	-10.44	3	Vertical	221	2.14
2462MHz	Pass	AV	2.4612G	98.80	Inf	-Inf	3	Horizontal	65	1.16
2462MHz	Pass	AV	2.4878G	44.09	54.00	-9.91	3	Horizontal	65	1.16
2462MHz	Pass	PK	2.4612G	101.41	Inf	-Inf	3	Horizontal	65	1.16
2462MHz	Pass	PK	2.4942G	57.49	74.00	-16.51	3	Horizontal	65	1.16
2462MHz	Pass	AV	4.92394G	42.17	54.00	-11.83	3	Vertical	34	1.50
2462MHz	Pass	AV	7.38372G	42.64	54.00	-11.36	3	Vertical	98	2.89
2462MHz	Pass	PK	4.924G	47.14	74.00	-26.86	3	Vertical	34	1.50
2462MHz	Pass	PK	7.38276G	50.28	74.00	-23.72	3	Vertical	98	2.89

Mode	Result	Type	Freq (Hz)	Level (dBuV/m)	Limit (dBuV/m)	Margin (dB)	Dist (m)	Condition	Azimuth (°)	Height (m)
2462MHz	Pass	AV	4.92394G	31.71	54.00	-22.29	3	Horizontal	352	2.45
2462MHz	Pass	AV	7.38414G	34.29	54.00	-19.71	3	Horizontal	5	1.77
2462MHz	Pass	PK	4.92406G	42.09	74.00	-31.91	3	Horizontal	352	2.45
2462MHz	Pass	PK	7.38954G	47.12	74.00	-26.88	3	Horizontal	5	1.77
802.11g_Nss1,(6Mbps)_2TX	-	-	-	-	-	-	-	-	-	-
2412MHz	Pass	AV	2.3872G	53.85	54.00	-0.15	3	Vertical	173	2.03
2412MHz	Pass	AV	2.4114G	105.30	Inf	-Inf	3	Vertical	173	2.03
2412MHz	Pass	PK	2.3864G	68.67	74.00	-5.33	3	Vertical	173	2.03
2412MHz	Pass	PK	2.4112G	114.26	Inf	-Inf	3	Vertical	173	2.03
2412MHz	Pass	AV	2.3894G	47.95	54.00	-6.05	3	Horizontal	63	1.10
2412MHz	Pass	AV	2.4136G	93.53	Inf	-Inf	3	Horizontal	63	1.10
2412MHz	Pass	PK	2.3896G	61.66	74.00	-12.34	3	Horizontal	63	1.10
2412MHz	Pass	PK	2.414G	103.08	Inf	-Inf	3	Horizontal	63	1.10
2412MHz	Pass	AV	4.82394G	32.49	54.00	-21.51	3	Vertical	173	1.92
2412MHz	Pass	PK	4.82346G	45.05	74.00	-28.95	3	Vertical	173	1.92
2412MHz	Pass	AV	4.83678G	27.70	54.00	-26.30	3	Horizontal	302	1.50
2412MHz	Pass	PK	4.81302G	41.35	74.00	-32.65	3	Horizontal	302	1.50
2417MHz	Pass	AV	2.3888G	53.60	54.00	-0.40	3	Vertical	200	2.43
2417MHz	Pass	AV	2.4186G	106.96	Inf	-Inf	3	Vertical	200	2.43
2417MHz	Pass	PK	2.3888G	71.00	74.00	-3.00	3	Vertical	200	2.43
2417MHz	Pass	PK	2.4136G	116.54	Inf	-Inf	3	Vertical	200	2.43
2417MHz	Pass	AV	2.3894G	47.48	54.00	-6.52	3	Horizontal	61	2.15
2417MHz	Pass	AV	2.4186G	96.50	Inf	-Inf	3	Horizontal	61	2.15
2417MHz	Pass	PK	2.3894G	64.58	74.00	-9.42	3	Horizontal	61	2.15
2417MHz	Pass	PK	2.419G	106.02	Inf	-Inf	3	Horizontal	61	2.15
2437MHz	Pass	AV	2.3886G	51.60	54.00	-2.40	3	Vertical	73	1.53
2437MHz	Pass	AV	2.4386G	108.88	Inf	-Inf	3	Vertical	73	1.53
2437MHz	Pass	AV	2.4835G	53.69	54.00	-0.31	3	Vertical	73	1.53
2437MHz	Pass	PK	2.3886G	69.53	74.00	-4.47	3	Vertical	73	1.53
2437MHz	Pass	PK	2.4382G	118.47	Inf	-Inf	3	Vertical	73	1.53
2437MHz	Pass	PK	2.4838G	67.41	74.00	-6.59	3	Vertical	73	1.53
2437MHz	Pass	AV	2.389G	45.90	54.00	-8.10	3	Horizontal	63	1.37
2437MHz	Pass	AV	2.4338G	99.10	Inf	-Inf	3	Horizontal	63	1.37
2437MHz	Pass	AV	2.4835G	46.42	54.00	-7.58	3	Horizontal	63	1.37
2437MHz	Pass	PK	2.3882G	60.67	74.00	-13.33	3	Horizontal	63	1.37
2437MHz	Pass	PK	2.4338G	109.27	Inf	-Inf	3	Horizontal	63	1.37
2437MHz	Pass	PK	2.4835G	59.41	74.00	-14.59	3	Horizontal	63	1.37
2437MHz	Pass	AV	4.87622G	39.30	54.00	-14.70	3	Vertical	225	1.90
2437MHz	Pass	AV	7.30764G	42.33	54.00	-11.67	3	Vertical	98	2.94
2437MHz	Pass	PK	4.87628G	54.07	74.00	-19.93	3	Vertical	225	1.90
2437MHz	Pass	PK	7.31304G	56.35	74.00	-17.65	3	Vertical	98	2.94
2437MHz	Pass	AV	4.87502G	30.61	54.00	-23.39	3	Horizontal	268	2.13
2437MHz	Pass	AV	7.30758G	34.80	54.00	-19.20	3	Horizontal	31	1.03
2437MHz	Pass	PK	4.87568G	44.19	74.00	-29.81	3	Horizontal	268	2.13
2437MHz	Pass	PK	7.30764G	48.35	74.00	-25.65	3	Horizontal	31	1.03
2457MHz	Pass	AV	2.4564G	106.35	Inf	-Inf	3	Vertical	174	1.96
2457MHz	Pass	AV	2.486G	53.67	54.00	-0.33	3	Vertical	174	1.96
2457MHz	Pass	PK	2.4562G	115.54	Inf	-Inf	3	Vertical	174	1.96
2457MHz	Pass	PK	2.4858G	69.70	74.00	-4.30	3	Vertical	174	1.96
2457MHz	Pass	AV	2.4588G	95.26	Inf	-Inf	3	Horizontal	57	2.92
2457MHz	Pass	AV	2.4835G	45.64	54.00	-8.36	3	Horizontal	57	2.92
2457MHz	Pass	PK	2.459G	104.81	Inf	-Inf	3	Horizontal	57	2.92
2457MHz	Pass	PK	2.4838G	60.42	74.00	-13.58	3	Horizontal	57	2.92
2462MHz	Pass	AV	2.4588G	103.99	Inf	-Inf	3	Vertical	201	2.44
2462MHz	Pass	AV	2.484G	53.78	54.00	-0.22	3	Vertical	201	2.44
2462MHz	Pass	PK	2.4586G	113.74	Inf	-Inf	3	Vertical	201	2.44
2462MHz	Pass	PK	2.4836G	70.15	74.00	-3.85	3	Vertical	201	2.44
2462MHz	Pass	AV	2.4638G	91.45	Inf	-Inf	3	Horizontal	62	1.51
2462MHz	Pass	AV	2.4842G	45.91	54.00	-8.09	3	Horizontal	62	1.51
2462MHz	Pass	PK	2.464G	100.87	Inf	-Inf	3	Horizontal	62	1.51
2462MHz	Pass	PK	2.4836G	59.99	74.00	-14.01	3	Horizontal	62	1.51
2462MHz	Pass	AV	4.92394G	31.85	54.00	-22.15	3	Vertical	137	1.99

Mode	Result	Type	Freq (Hz)	Level (dBuV/m)	Limit (dBuV/m)	Margin (dB)	Dist (m)	Condition	Azimuth (°)	Height (m)
2462MHz	Pass	AV	7.38498G	36.16	54.00	-17.84	3	Vertical	100	2.90
2462MHz	Pass	PK	4.92388G	44.56	74.00	-29.44	3	Vertical	137	1.99
2462MHz	Pass	PK	7.38552G	49.48	74.00	-24.52	3	Vertical	100	2.90
2462MHz	Pass	AV	4.91584G	28.14	54.00	-25.86	3	Horizontal	292	1.50
2462MHz	Pass	AV	7.38504G	32.83	54.00	-21.17	3	Horizontal	179	1.50
2462MHz	Pass	PK	4.91986G	42.49	74.00	-31.51	3	Horizontal	292	1.50
2462MHz	Pass	PK	7.38816G	46.75	74.00	-27.25	3	Horizontal	179	1.50
VHT20_Nss1,(MCS0)_2TX	-	-	-	-	-	-	-	-	-	-
2412MHz	Pass	AV	2.39G	53.66	54.00	-0.34	3	Vertical	194	2.23
2412MHz	Pass	AV	2.4124G	103.64	Inf	-Inf	3	Vertical	194	2.23
2412MHz	Pass	PK	2.3894G	69.65	74.00	-4.35	3	Vertical	194	2.23
2412MHz	Pass	PK	2.4154G	113.40	Inf	-Inf	3	Vertical	194	2.23
2412MHz	Pass	AV	2.39G	47.46	54.00	-6.54	3	Horizontal	255	3.00
2412MHz	Pass	AV	2.4102G	94.82	Inf	-Inf	3	Horizontal	255	3.00
2412MHz	Pass	PK	2.389G	62.75	74.00	-11.25	3	Horizontal	255	3.00
2412MHz	Pass	PK	2.4106G	104.49	Inf	-Inf	3	Horizontal	255	3.00
2412MHz	Pass	AV	4.82394G	31.96	54.00	-22.04	3	Vertical	173	1.00
2412MHz	Pass	PK	4.82202G	44.58	74.00	-29.42	3	Vertical	173	1.00
2412MHz	Pass	AV	4.83186G	27.61	54.00	-26.39	3	Horizontal	165	1.13
2412MHz	Pass	PK	4.82742G	40.69	74.00	-33.31	3	Horizontal	165	1.13
2417MHz	Pass	AV	2.39G	53.83	54.00	-0.17	3	Vertical	246	2.23
2417MHz	Pass	AV	2.4154G	105.16	Inf	-Inf	3	Vertical	246	2.23
2417MHz	Pass	PK	2.3896G	72.76	74.00	-1.24	3	Vertical	246	2.23
2417MHz	Pass	PK	2.416G	114.81	Inf	-Inf	3	Vertical	246	2.23
2417MHz	Pass	AV	2.39G	47.59	54.00	-6.41	3	Horizontal	253	3.00
2417MHz	Pass	AV	2.42G	96.46	Inf	-Inf	3	Horizontal	253	3.00
2417MHz	Pass	PK	2.3896G	65.04	74.00	-8.96	3	Horizontal	253	3.00
2417MHz	Pass	PK	2.4194G	106.12	Inf	-Inf	3	Horizontal	253	3.00
2437MHz	Pass	AV	2.3898G	52.48	54.00	-1.52	3	Vertical	173	2.42
2437MHz	Pass	AV	2.4338G	109.57	Inf	-Inf	3	Vertical	173	2.42
2437MHz	Pass	AV	2.4835G	53.88	54.00	-0.12	3	Vertical	173	2.42
2437MHz	Pass	PK	2.3874G	69.99	74.00	-4.01	3	Vertical	173	2.42
2437MHz	Pass	PK	2.4338G	119.45	Inf	-Inf	3	Vertical	173	2.42
2437MHz	Pass	PK	2.4882G	72.07	74.00	-1.93	3	Vertical	173	2.42
2437MHz	Pass	AV	2.3894G	45.98	54.00	-8.02	3	Horizontal	269	2.96
2437MHz	Pass	AV	2.4342G	99.40	Inf	-Inf	3	Horizontal	269	2.96
2437MHz	Pass	AV	2.4835G	45.75	54.00	-8.25	3	Horizontal	269	2.96
2437MHz	Pass	PK	2.3898G	61.50	74.00	-12.50	3	Horizontal	269	2.96
2437MHz	Pass	PK	2.4362G	109.31	Inf	-Inf	3	Horizontal	269	2.96
2437MHz	Pass	PK	2.4882G	61.15	74.00	-12.85	3	Horizontal	269	2.96
2437MHz	Pass	AV	4.874G	38.58	54.00	-15.42	3	Vertical	128	1.90
2437MHz	Pass	AV	7.30686G	41.82	54.00	-12.18	3	Vertical	100	1.96
2437MHz	Pass	PK	4.87322G	55.04	74.00	-18.96	3	Vertical	128	1.90
2437MHz	Pass	PK	7.30662G	56.85	74.00	-17.15	3	Vertical	100	1.96
2437MHz	Pass	AV	4.87412G	30.31	54.00	-23.69	3	Horizontal	94	2.76
2437MHz	Pass	AV	7.30944G	35.28	54.00	-18.72	3	Horizontal	36	2.96
2437MHz	Pass	PK	4.87322G	45.36	74.00	-28.64	3	Horizontal	94	2.76
2437MHz	Pass	PK	7.3068G	49.38	74.00	-24.62	3	Horizontal	36	2.96
2457MHz	Pass	AV	2.46G	104.99	Inf	-Inf	3	Vertical	119	2.06
2457MHz	Pass	AV	2.4835G	53.86	54.00	-0.14	3	Vertical	119	2.06
2457MHz	Pass	PK	2.4602G	114.83	Inf	-Inf	3	Vertical	119	2.06
2457MHz	Pass	PK	2.4835G	70.45	74.00	-3.55	3	Vertical	119	2.06
2457MHz	Pass	AV	2.46G	94.01	Inf	-Inf	3	Horizontal	56	2.13
2457MHz	Pass	AV	2.4835G	45.57	54.00	-8.43	3	Horizontal	56	2.13
2457MHz	Pass	PK	2.4594G	103.63	Inf	-Inf	3	Horizontal	56	2.13
2457MHz	Pass	PK	2.4836G	60.69	74.00	-13.31	3	Horizontal	56	2.13
2462MHz	Pass	AV	2.4602G	104.39	Inf	-Inf	3	Vertical	306	2.62
2462MHz	Pass	AV	2.4835G	53.51	54.00	-0.49	3	Vertical	306	2.62
2462MHz	Pass	PK	2.4572G	114.09	Inf	-Inf	3	Vertical	306	2.62
2462MHz	Pass	PK	2.4854G	72.03	74.00	-1.97	3	Vertical	306	2.62
2462MHz	Pass	AV	2.4604G	93.46	Inf	-Inf	3	Horizontal	256	2.68
2462MHz	Pass	AV	2.4835G	46.68	54.00	-7.32	3	Horizontal	256	2.68

Mode	Result	Type	Freq (Hz)	Level (dBuV/m)	Limit (dBuV/m)	Margin (dB)	Dist (m)	Condition	Azimuth (°)	Height (m)
2462MHz	Pass	PK	2.4606G	103.16	Inf	-Inf	3	Horizontal	256	2.68
2462MHz	Pass	PK	2.4856G	62.83	74.00	-11.17	3	Horizontal	256	2.68
2462MHz	Pass	AV	4.92394G	31.61	54.00	-22.39	3	Vertical	137	2.00
2462MHz	Pass	AV	7.38432G	33.93	54.00	-20.07	3	Vertical	356	1.96
2462MHz	Pass	PK	4.92292G	44.87	74.00	-29.13	3	Vertical	137	2.00
2462MHz	Pass	PK	7.39188G	48.47	74.00	-25.53	3	Vertical	356	1.96
2462MHz	Pass	AV	4.91602G	28.02	54.00	-25.98	3	Horizontal	218	1.69
2462MHz	Pass	AV	7.3902G	32.77	54.00	-21.23	3	Horizontal	196	1.50
2462MHz	Pass	PK	4.9174G	42.14	74.00	-31.86	3	Horizontal	218	1.69
2462MHz	Pass	PK	7.3845G	46.87	74.00	-27.13	3	Horizontal	196	1.50
VHT40_Nss1,(MCS0)_2TX	-	-	-	-	-	-	-	-	-	-
2422MHz	Pass	AV	2.39G	53.74	54.00	-0.26	3	Vertical	196	2.42
2422MHz	Pass	AV	2.4176G	98.86	Inf	-Inf	3	Vertical	196	2.42
2422MHz	Pass	AV	2.484G	45.68	54.00	-8.32	3	Vertical	196	2.42
2422MHz	Pass	PK	2.3856G	67.59	74.00	-6.41	3	Vertical	196	2.42
2422MHz	Pass	PK	2.4144G	108.92	Inf	-Inf	3	Vertical	196	2.42
2422MHz	Pass	PK	2.4956G	58.89	74.00	-15.11	3	Vertical	196	2.42
2422MHz	Pass	AV	2.39G	46.23	54.00	-7.77	3	Horizontal	61	2.13
2422MHz	Pass	AV	2.42G	87.72	Inf	-Inf	3	Horizontal	61	2.13
2422MHz	Pass	AV	2.5G	44.16	54.00	-9.84	3	Horizontal	61	2.13
2422MHz	Pass	PK	2.3884G	58.77	74.00	-15.23	3	Horizontal	61	2.13
2422MHz	Pass	PK	2.42G	97.34	Inf	-Inf	3	Horizontal	61	2.13
2422MHz	Pass	PK	2.4864G	56.74	74.00	-17.26	3	Horizontal	61	2.13
2422MHz	Pass	AV	4.84388G	32.60	54.00	-21.40	3	Vertical	218	1.50
2422MHz	Pass	AV	7.2696G	34.45	54.00	-19.55	3	Vertical	6	2.46
2422MHz	Pass	PK	4.844G	44.52	74.00	-29.48	3	Vertical	218	1.50
2422MHz	Pass	PK	7.26456G	48.51	74.00	-25.49	3	Vertical	6	2.46
2422MHz	Pass	AV	4.844G	27.69	54.00	-26.31	3	Horizontal	262	1.38
2422MHz	Pass	AV	7.2528G	33.02	54.00	-20.98	3	Horizontal	128	1.12
2422MHz	Pass	PK	4.84172G	41.10	74.00	-32.90	3	Horizontal	262	1.38
2422MHz	Pass	PK	7.25256G	47.02	74.00	-26.98	3	Horizontal	128	1.12
2427MHz	Pass	AV	2.3898G	53.87	54.00	-0.13	3	Vertical	195	2.42
2427MHz	Pass	AV	2.4194G	99.63	Inf	-Inf	3	Vertical	195	2.42
2427MHz	Pass	AV	2.4838G	47.31	54.00	-6.69	3	Vertical	195	2.42
2427MHz	Pass	PK	2.3898G	68.83	74.00	-5.17	3	Vertical	195	2.42
2427MHz	Pass	PK	2.4194G	109.97	Inf	-Inf	3	Vertical	195	2.42
2427MHz	Pass	PK	2.4838G	60.86	74.00	-13.14	3	Vertical	195	2.42
2427MHz	Pass	AV	2.3898G	45.51	54.00	-8.49	3	Horizontal	60	2.97
2427MHz	Pass	AV	2.4226G	88.43	Inf	-Inf	3	Horizontal	60	2.97
2427MHz	Pass	AV	2.4842G	44.14	54.00	-9.86	3	Horizontal	60	2.97
2427MHz	Pass	PK	2.3898G	59.86	74.00	-14.14	3	Horizontal	60	2.97
2427MHz	Pass	PK	2.4194G	98.14	Inf	-Inf	3	Horizontal	60	2.97
2427MHz	Pass	PK	2.485G	57.08	74.00	-16.92	3	Horizontal	60	2.97
2437MHz	Pass	AV	2.3898G	53.80	54.00	-0.20	3	Vertical	77	2.49
2437MHz	Pass	AV	2.4294G	100.28	Inf	-Inf	3	Vertical	77	2.49
2437MHz	Pass	AV	2.4835G	52.27	54.00	-1.73	3	Vertical	77	2.49
2437MHz	Pass	PK	2.3898G	67.81	74.00	-6.19	3	Vertical	77	2.49
2437MHz	Pass	PK	2.4306G	110.10	Inf	-Inf	3	Vertical	77	2.49
2437MHz	Pass	PK	2.4835G	67.95	74.00	-6.05	3	Vertical	77	2.49
2437MHz	Pass	AV	2.3898G	45.65	54.00	-8.35	3	Horizontal	58	1.24
2437MHz	Pass	AV	2.4354G	89.40	Inf	-Inf	3	Horizontal	58	1.24
2437MHz	Pass	AV	2.4835G	45.02	54.00	-8.98	3	Horizontal	58	1.24
2437MHz	Pass	PK	2.3886G	58.85	74.00	-15.15	3	Horizontal	58	1.24
2437MHz	Pass	PK	2.435G	99.01	Inf	-Inf	3	Horizontal	58	1.24
2437MHz	Pass	PK	2.4838G	58.60	74.00	-15.40	3	Horizontal	58	1.24
2437MHz	Pass	AV	4.874G	31.66	54.00	-22.34	3	Vertical	136	1.00
2437MHz	Pass	AV	7.31436G	34.17	54.00	-19.83	3	Vertical	98	2.00
2437MHz	Pass	PK	4.8716G	43.94	74.00	-30.06	3	Vertical	136	1.00
2437MHz	Pass	PK	7.29996G	48.24	74.00	-25.76	3	Vertical	98	2.00
2437MHz	Pass	AV	4.88432G	27.80	54.00	-26.20	3	Horizontal	228	2.78
2437MHz	Pass	AV	7.28232G	32.96	54.00	-21.04	3	Horizontal	157	2.05
2437MHz	Pass	PK	4.88G	41.36	74.00	-32.64	3	Horizontal	228	2.78

Mode	Result	Type	Freq (Hz)	Level (dBuV/m)	Limit (dBuV/m)	Margin (dB)	Dist (m)	Condition	Azimuth (°)	Height (m)
2437MHz	Pass	PK	7.32204G	46.50	74.00	-27.50	3	Horizontal	157	2.05
2447MHz	Pass	AV	2.3898G	47.28	54.00	-6.72	3	Vertical	74	2.74
2447MHz	Pass	AV	2.4486G	100.25	Inf	-Inf	3	Vertical	74	2.74
2447MHz	Pass	AV	2.485G	53.69	54.00	-0.31	3	Vertical	74	2.74
2447MHz	Pass	PK	2.3858G	61.12	74.00	-12.88	3	Vertical	74	2.74
2447MHz	Pass	PK	2.451G	110.03	Inf	-Inf	3	Vertical	74	2.74
2447MHz	Pass	PK	2.4835G	72.05	74.00	-1.95	3	Vertical	74	2.74
2447MHz	Pass	AV	2.3886G	43.97	54.00	-10.03	3	Horizontal	62	1.28
2447MHz	Pass	AV	2.4486G	88.91	Inf	-Inf	3	Horizontal	62	1.28
2447MHz	Pass	AV	2.4835G	46.25	54.00	-7.75	3	Horizontal	62	1.28
2447MHz	Pass	PK	2.3898G	57.58	74.00	-16.42	3	Horizontal	62	1.28
2447MHz	Pass	PK	2.445G	98.42	Inf	-Inf	3	Horizontal	62	1.28
2447MHz	Pass	PK	2.4835G	63.25	74.00	-10.75	3	Horizontal	62	1.28
2452MHz	Pass	AV	2.39G	45.82	54.00	-8.18	3	Vertical	74	2.74
2452MHz	Pass	AV	2.45G	100.06	Inf	-Inf	3	Vertical	74	2.74
2452MHz	Pass	AV	2.484G	53.52	54.00	-0.48	3	Vertical	74	2.74
2452MHz	Pass	PK	2.39G	59.01	74.00	-14.99	3	Vertical	74	2.74
2452MHz	Pass	PK	2.444G	109.56	Inf	-Inf	3	Vertical	74	2.74
2452MHz	Pass	PK	2.4856G	72.03	74.00	-1.97	3	Vertical	74	2.74
2452MHz	Pass	AV	2.3896G	43.72	54.00	-10.28	3	Horizontal	62	1.27
2452MHz	Pass	AV	2.45G	88.59	Inf	-Inf	3	Horizontal	62	1.27
2452MHz	Pass	AV	2.4835G	46.06	54.00	-7.94	3	Horizontal	62	1.27
2452MHz	Pass	PK	2.39G	56.66	74.00	-17.34	3	Horizontal	62	1.27
2452MHz	Pass	PK	2.4444G	98.39	Inf	-Inf	3	Horizontal	62	1.27
2452MHz	Pass	PK	2.4835G	61.64	74.00	-12.36	3	Horizontal	62	1.27
2452MHz	Pass	AV	4.904G	31.85	54.00	-22.15	3	Vertical	217	1.94
2452MHz	Pass	AV	7.35708G	34.34	54.00	-19.66	3	Vertical	48	2.08
2452MHz	Pass	PK	4.90388G	43.70	74.00	-30.30	3	Vertical	217	1.94
2452MHz	Pass	PK	7.33836G	47.60	74.00	-26.40	3	Vertical	48	2.08
2452MHz	Pass	AV	4.90412G	28.23	54.00	-25.77	3	Horizontal	265	1.21
2452MHz	Pass	AV	7.35984G	33.17	54.00	-20.83	3	Horizontal	347	2.32
2452MHz	Pass	PK	4.88864G	41.67	74.00	-32.33	3	Horizontal	265	1.21
2452MHz	Pass	PK	7.32636G	47.44	74.00	-26.56	3	Horizontal	347	2.32

2.4-2.4835GHz_802.11b_Nss1,(1Mbps)_2TX

2412MHz_TX

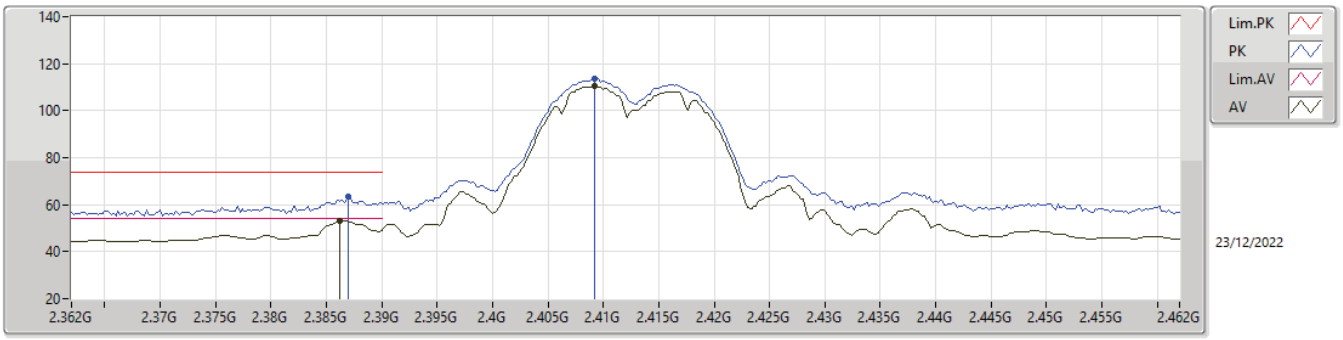

Type	Freq	Level	Limit	Margin	Factor	Dist	Condition	Azimuth	Height	Raw	AF	CL	PA
	(Hz)	(dBuV/m)	(dBuV/m)	(dB)	(dB)	(m)		(°)	(m)	(dBuV)	(dB)	(dB)	(dB)
AV	2.3862G	53.24	54.00	-0.76	31.90	3	Vertical	223	1.96	21.34	27.49	4.41	-
AV	2.4092G	110.30	Inf	-Inf	32.05	3	Vertical	223	1.96	78.25	27.62	4.43	-
PK	2.387G	63.23	74.00	-10.77	31.91	3	Vertical	223	1.96	31.32	27.50	4.41	-
PK	2.4092G	113.49	Inf	-Inf	32.05	3	Vertical	223	1.96	81.44	27.62	4.43	-

2.4-2.4835GHz_802.11b_Nss1,(1Mbps)_2TX

2412MHz_TX

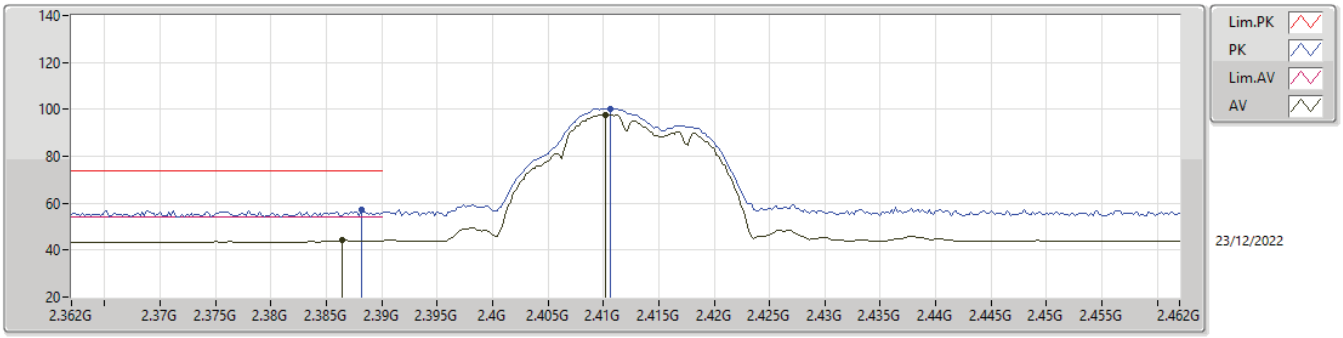

Type	Freq	Level	Limit	Margin	Factor	Dist	Condition	Azimuth	Height	Raw	AF	CL	PA
	(Hz)	(dBuV/m)	(dBuV/m)	(dB)	(dB)	(m)		(°)	(m)	(dBuV)	(dB)	(dB)	(dB)
AV	2.3864G	44.11	54.00	-9.89	31.90	3	Horizontal	117	1.18	12.21	27.49	4.41	-
AV	2.4102G	97.80	Inf	-Inf	32.05	3	Horizontal	117	1.18	65.75	27.62	4.43	-
PK	2.3882G	57.02	74.00	-16.98	31.92	3	Horizontal	117	1.18	25.10	27.51	4.41	-
PK	2.4106G	100.35	Inf	-Inf	32.05	3	Horizontal	117	1.18	68.30	27.62	4.43	-

2.4-2.4835GHz_802.11b_Nss1,(1Mbps)_2TX

2412MHz_TX

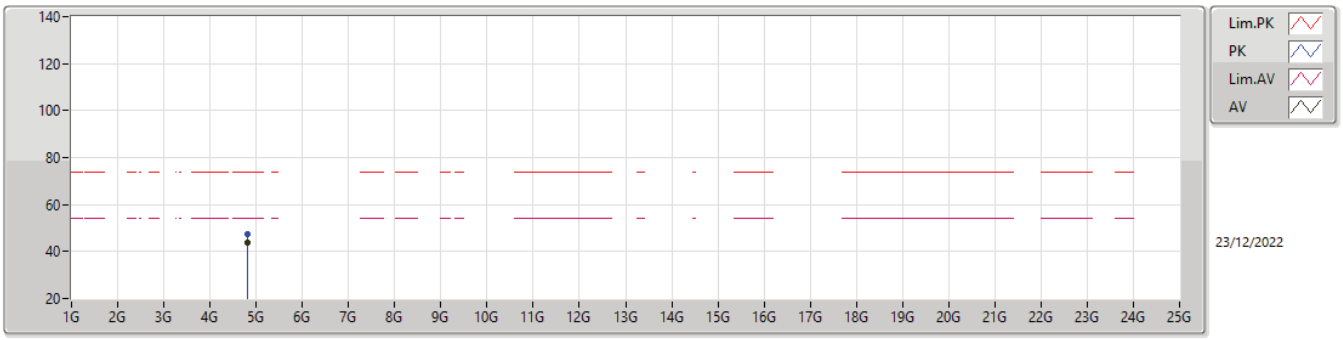

Type	Freq	Level	Limit	Margin	Factor	Dist	Condition	Azimuth	Height	Raw	AF	CL	PA
	(Hz)	(dBuV/m)	(dBuV/m)	(dB)	(dB)	(m)		(°)	(m)	(dBuV)	(dB)	(dB)	(dB)
AV	4.82394G	43.82	54.00	-10.18	4.82	3	Vertical	173	1.50	39.00	32.34	6.66	34.18
PK	4.82394G	47.58	74.00	-26.42	4.82	3	Vertical	173	1.50	42.76	32.34	6.66	34.18

2.4-2.4835GHz_802.11b_Nss1,(1Mbps)_2TX

2412MHz_TX

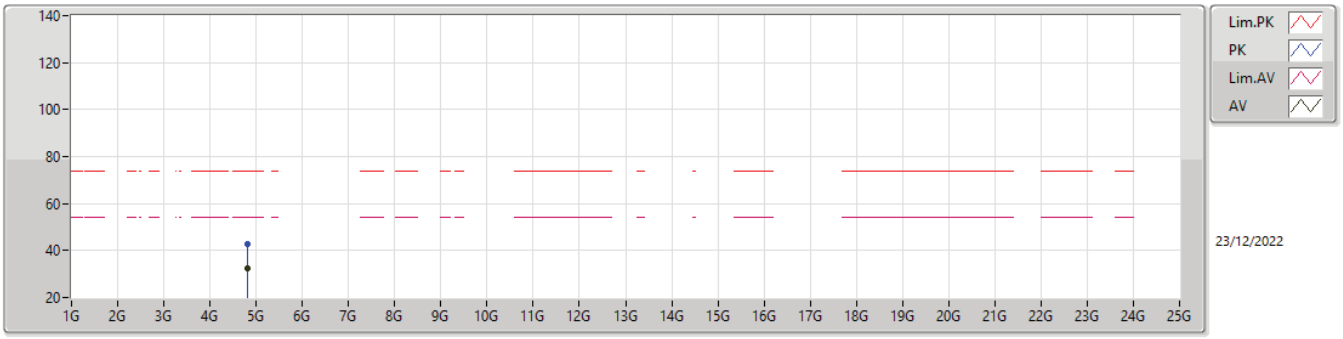

Type	Freq	Level	Limit	Margin	Factor	Dist	Condition	Azimuth	Height	Raw	AF	CL	PA
	(Hz)	(dBuV/m)	(dBuV/m)	(dB)	(dB)	(m)		(°)	(m)	(dBuV)	(dB)	(dB)	(dB)
AV	4.824G	32.28	54.00	-21.72	4.82	3	Horizontal	54	1.48	27.46	32.34	6.66	34.18
PK	4.82394G	42.64	74.00	-31.36	4.82	3	Horizontal	54	1.48	37.82	32.34	6.66	34.18

2.4-2.4835GHz_802.11b_Nss1,(1Mbps)_2TX

2417MHz_TX

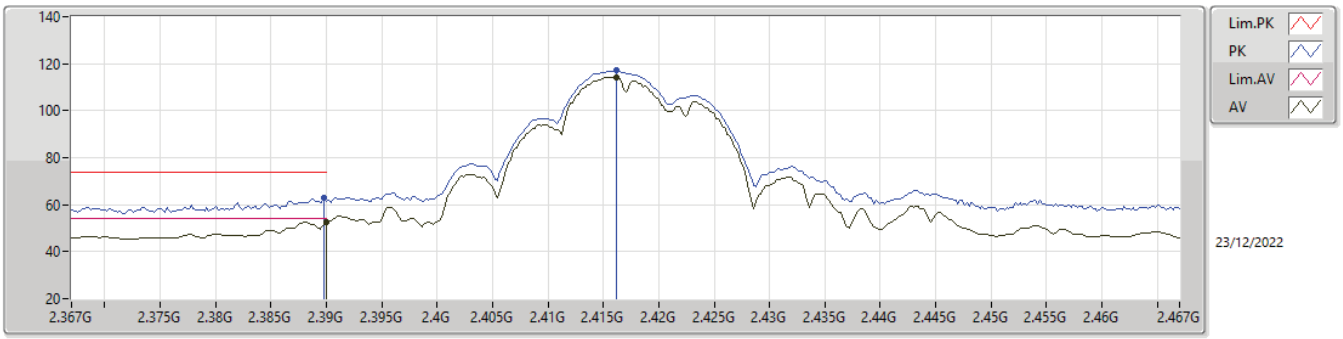

Type	Freq	Level	Limit	Margin	Factor	Dist	Condition	Azimuth	Height	Raw	AF	CL	PA
	(Hz)	(dBuV/m)	(dBuV/m)	(dB)	(dB)	(m)		(°)	(m)	(dBuV)	(dB)	(dB)	(dB)
AV	2.39G	52.50	54.00	-1.50	31.93	3	Vertical	240	1.96	20.57	27.52	4.41	-
AV	2.4162G	114.27	Inf	-Inf	32.07	3	Vertical	240	1.96	82.20	27.63	4.44	-
PK	2.3898G	62.85	74.00	-11.15	31.93	3	Vertical	240	1.96	30.92	27.52	4.41	-
PK	2.4162G	117.05	Inf	-Inf	32.07	3	Vertical	240	1.96	84.98	27.63	4.44	-

2.4-2.4835GHz_802.11b_Nss1,(1Mbps)_2TX

2417MHz_TX

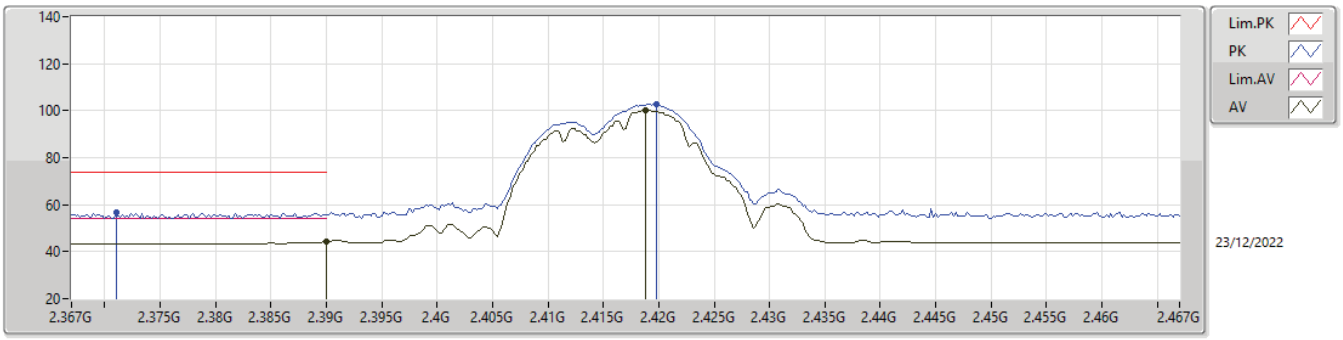

Type	Freq	Level	Limit	Margin	Factor	Dist	Condition	Azimuth	Height	Raw	AF	CL	PA
	(Hz)	(dBuV/m)	(dBuV/m)	(dB)	(dB)	(m)		(°)	(m)	(dBuV)	(dB)	(dB)	(dB)
AV	2.39G	44.21	54.00	-9.79	31.93	3	Horizontal	61	3.00	12.28	27.52	4.41	-
AV	2.4188G	100.04	Inf	-Inf	32.08	3	Horizontal	61	3.00	67.96	27.64	4.44	-
PK	2.371G	56.53	74.00	-17.47	31.76	3	Horizontal	61	3.00	24.77	27.37	4.39	-
PK	2.4198G	102.93	Inf	-Inf	32.08	3	Horizontal	61	3.00	70.85	27.64	4.44	-

2.4-2.4835GHz_802.11b_Nss1,(1Mbps)_2TX

2437MHz_TX

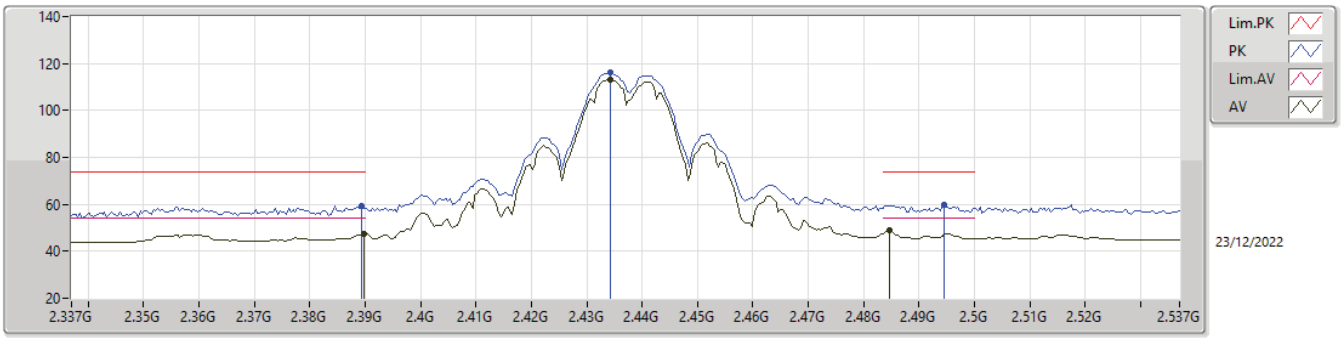

Type	Freq	Level	Limit	Margin	Factor	Dist	Condition	Azimuth	Height	Raw	AF	CL	PA
	(Hz)	(dBuV/m)	(dBuV/m)	(dB)	(dB)	(m)		(°)	(m)	(dBuV)	(dB)	(dB)	(dB)
AV	2.3898G	47.44	54.00	-6.56	31.93	3	Vertical	224	1.55	15.51	27.52	4.41	-
AV	2.4342G	113.10	Inf	-Inf	32.13	3	Vertical	224	1.55	80.97	27.67	4.46	-
AV	2.4846G	48.71	54.00	-5.29	32.35	3	Vertical	224	1.55	16.36	27.84	4.51	-
PK	2.3894G	59.45	74.00	-14.55	31.93	3	Vertical	224	1.55	27.52	27.52	4.41	-
PK	2.4342G	116.39	Inf	-Inf	32.13	3	Vertical	224	1.55	84.26	27.67	4.46	-
PK	2.4946G	59.85	74.00	-14.15	32.40	3	Vertical	224	1.55	27.45	27.88	4.52	-

2.4-2.4835GHz_802.11b_Nss1,(1Mbps)_2TX

2437MHz_TX

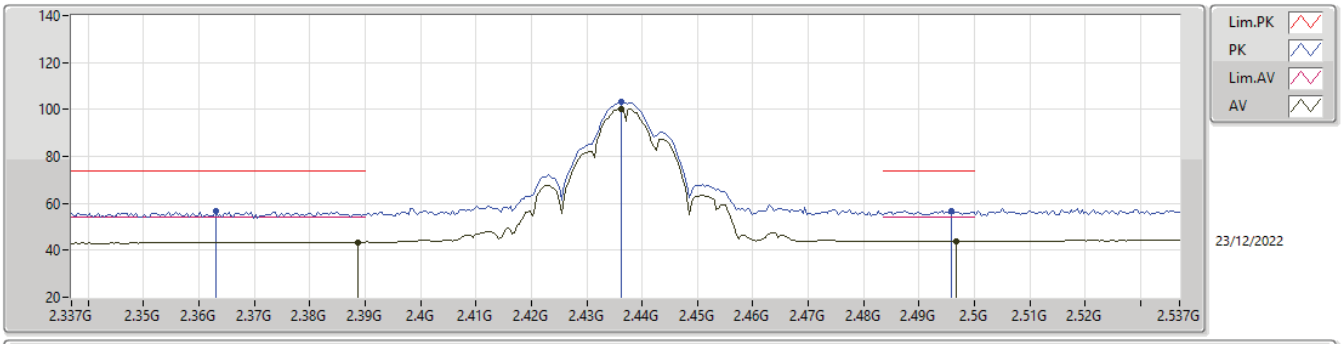

Type	Freq	Level	Limit	Margin	Factor	Dist	Condition	Azimuth	Height	Raw	AF	CL	PA
	(Hz)	(dBuV/m)	(dBuV/m)	(dB)	(dB)	(m)		(°)	(m)	(dBuV)	(dB)	(dB)	(dB)
AV	2.3886G	43.53	54.00	-10.47	31.92	3	Horizontal	65	1.00	11.61	27.51	4.41	-
AV	2.4362G	100.41	Inf	-Inf	32.13	3	Horizontal	65	1.00	68.28	27.67	4.46	-
AV	2.4966G	43.93	54.00	-10.07	32.41	3	Horizontal	65	1.00	11.52	27.89	4.52	-
PK	2.363G	56.67	74.00	-17.33	31.69	3	Horizontal	65	1.00	24.98	27.30	4.39	-
PK	2.4362G	103.07	Inf	-Inf	32.13	3	Horizontal	65	1.00	70.94	27.67	4.46	-
PK	2.4958G	56.86	74.00	-17.14	32.40	3	Horizontal	65	1.00	24.46	27.88	4.52	-

2.4-2.4835GHz_802.11b_Nss1,(1Mbps)_2TX

2437MHz_TX

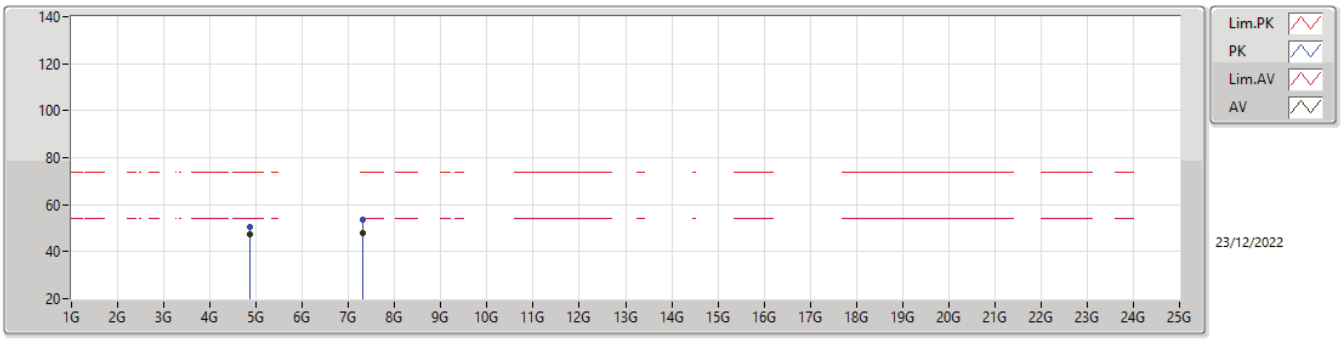

Type	Freq	Level	Limit	Margin	Factor	Dist	Condition	Azimuth	Height	Raw	AF	CL	PA
	(Hz)	(dBuV/m)	(dBuV/m)	(dB)	(dB)	(m)		(°)	(m)	(dBuV)	(dB)	(dB)	(dB)
AV	4.874G	47.67	54.00	-6.33	5.09	3	Vertical	207	1.99	42.58	32.60	6.66	34.17
AV	7.31022G	48.13	54.00	-5.87	10.61	3	Vertical	98	2.94	37.52	36.76	8.35	34.50
PK	4.87406G	50.45	74.00	-23.55	5.09	3	Vertical	207	1.99	45.36	32.60	6.66	34.17
PK	7.30992G	53.80	74.00	-20.20	10.61	3	Vertical	98	2.94	43.19	36.76	8.35	34.50

2.4-2.4835GHz_802.11b_Nss1,(1Mbps)_2TX

2437MHz_TX

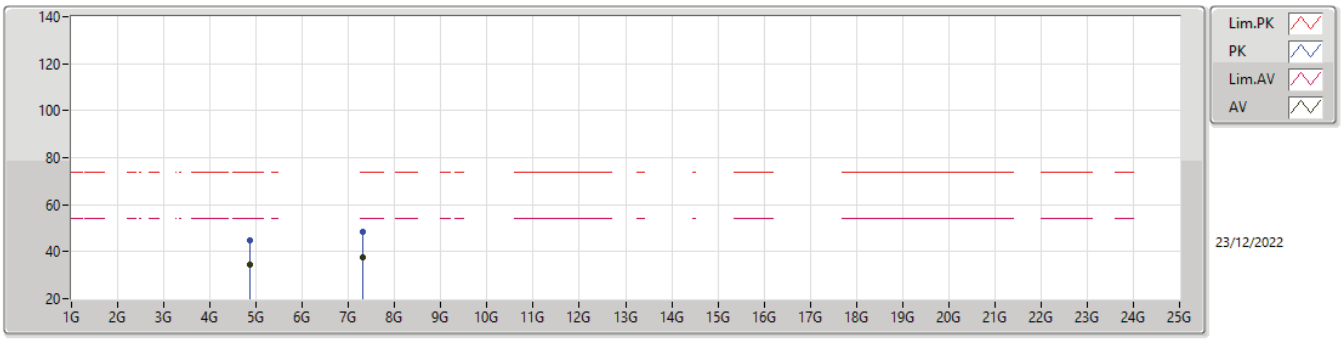

Type	Freq	Level	Limit	Margin	Factor	Dist	Condition	Azimuth	Height	Raw	AF	CL	PA
	(Hz)	(dBuV/m)	(dBuV/m)	(dB)	(dB)	(m)		(°)	(m)	(dBuV)	(dB)	(dB)	(dB)
AV	4.87394G	34.51	54.00	-19.49	5.09	3	Horizontal	52	1.15	29.42	32.60	6.66	34.17
AV	7.31268G	37.39	54.00	-16.61	10.61	3	Horizontal	32	2.95	26.78	36.75	8.36	34.50
PK	4.874G	44.78	74.00	-29.22	5.09	3	Horizontal	52	1.15	39.69	32.60	6.66	34.17
PK	7.31484G	48.60	74.00	-25.40	10.60	3	Horizontal	32	2.95	38.00	36.74	8.36	34.50

2.4-2.4835GHz_802.11b_Nss1,(1Mbps)_2TX

2457MHz_TX

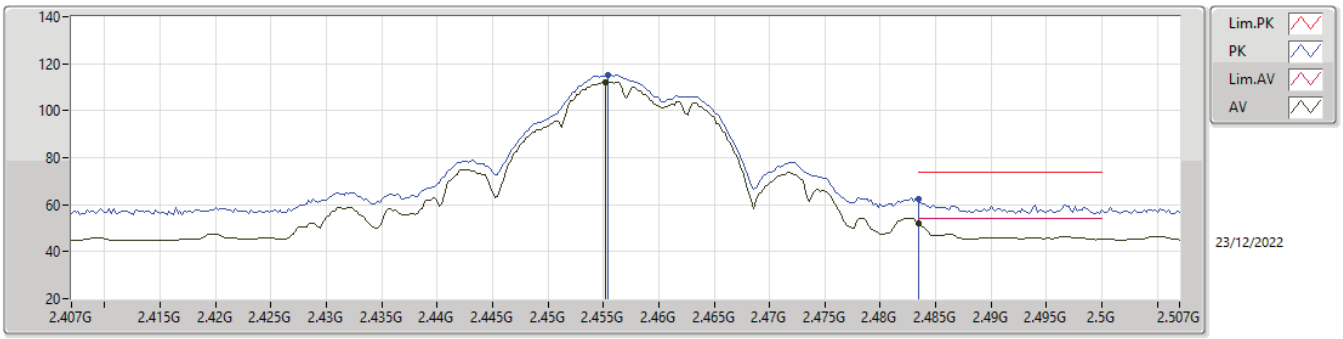

Type	Freq	Level	Limit	Margin	Factor	Dist	Condition	Azimuth	Height	Raw	AF	CL	PA
	(Hz)	(dBuV/m)	(dBuV/m)	(dB)	(dB)	(m)		(°)	(m)	(dBuV)	(dB)	(dB)	(dB)
AV	2.4552G	112.30	Inf	-Inf	32.20	3	Vertical	174	2.67	80.10	27.72	4.48	-
AV	2.4835G	51.99	54.00	-2.01	32.34	3	Vertical	174	2.67	19.65	27.83	4.51	-
PK	2.4554G	114.96	Inf	-Inf	32.20	3	Vertical	174	2.67	82.76	27.72	4.48	-
PK	2.4835G	62.57	74.00	-11.43	32.34	3	Vertical	174	2.67	30.23	27.83	4.51	-

2.4-2.4835GHz_802.11b_Nss1,(1Mbps)_2TX

2457MHz_TX

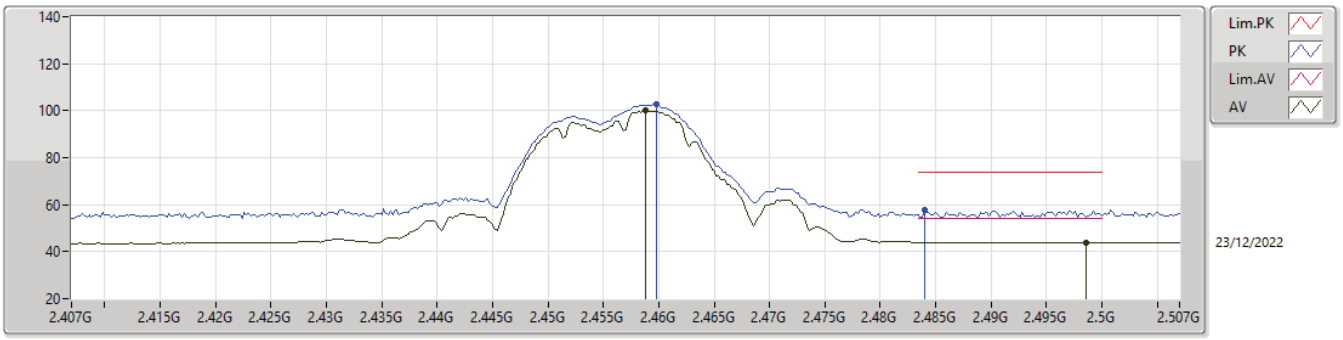

Type	Freq	Level	Limit	Margin	Factor	Dist	Condition	Azimuth	Height	Raw	AF	CL	PA
	(Hz)	(dBuV/m)	(dBuV/m)	(dB)	(dB)	(m)		(°)	(m)	(dBuV)	(dB)	(dB)	(dB)
AV	2.4588G	99.95	Inf	-Inf	32.22	3	Horizontal	52	2.92	67.73	27.74	4.48	-
AV	2.4986G	43.94	54.00	-10.06	32.41	3	Horizontal	52	2.92	11.53	27.89	4.52	-
PK	2.4598G	102.75	Inf	-Inf	32.22	3	Horizontal	52	2.92	70.53	27.74	4.48	-
PK	2.484G	57.75	74.00	-16.25	32.35	3	Horizontal	52	2.92	25.40	27.84	4.51	-

2.4-2.4835GHz_802.11b_Nss1,(1Mbps)_2TX

2462MHz_TX

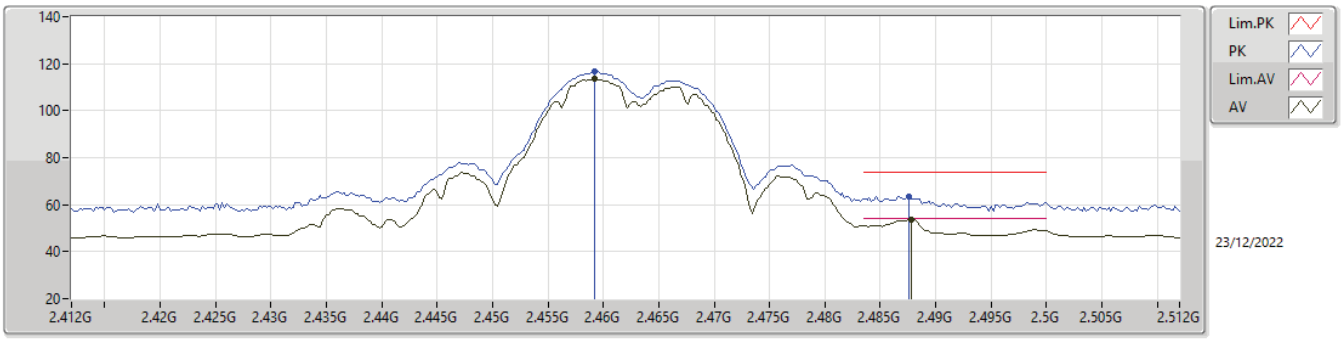

Type	Freq	Level	Limit	Margin	Factor	Dist	Condition	Azimuth	Height	Raw	AF	CL	PA
	(Hz)	(dBuV/m)	(dBuV/m)	(dB)	(dB)	(m)		(°)	(m)	(dBuV)	(dB)	(dB)	(dB)
AV	2.4592G	113.48	Inf	-Inf	32.22	3	Vertical	221	2.14	81.26	27.74	4.48	-
AV	2.4878G	53.87	54.00	-0.13	32.36	3	Vertical	221	2.14	21.51	27.85	4.51	-
PK	2.4592G	116.66	Inf	-Inf	32.22	3	Vertical	221	2.14	84.44	27.74	4.48	-
PK	2.4876G	63.56	74.00	-10.44	32.36	3	Vertical	221	2.14	31.20	27.85	4.51	-

2.4-2.4835GHz_802.11b_Nss1,(1Mbps)_2TX

2462MHz_TX

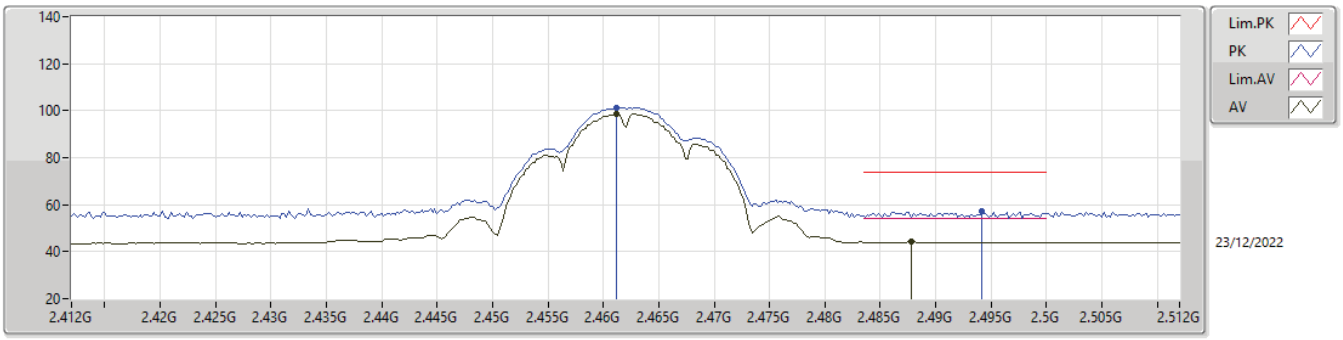

Type	Freq	Level	Limit	Margin	Factor	Dist	Condition	Azimuth	Height	Raw	AF	CL	PA
	(Hz)	(dBuV/m)	(dBuV/m)	(dB)	(dB)	(m)		(°)	(m)	(dBuV)	(dB)	(dB)	(dB)
AV	2.4612G	98.80	Inf	-Inf	32.22	3	Horizontal	65	1.16	66.58	27.74	4.48	-
AV	2.4878G	44.09	54.00	-9.91	32.36	3	Horizontal	65	1.16	11.73	27.85	4.51	-
PK	2.4612G	101.41	Inf	-Inf	32.22	3	Horizontal	65	1.16	69.19	27.74	4.48	-
PK	2.4942G	57.49	74.00	-16.51	32.40	3	Horizontal	65	1.16	25.09	27.88	4.52	-

2.4-2.4835GHz_802.11b_Nss1,(1Mbps)_2TX

2462MHz_TX

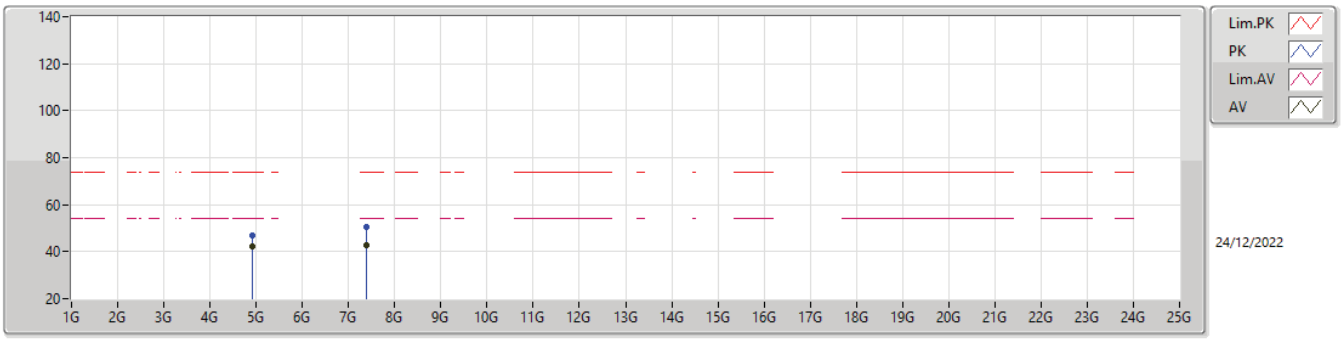

Type	Freq	Level	Limit	Margin	Factor	Dist	Condition	Azimuth	Height	Raw	AF	CL	PA
	(Hz)	(dBuV/m)	(dBuV/m)	(dB)	(dB)	(m)		(°)	(m)	(dBuV)	(dB)	(dB)	(dB)
AV	4.92394G	42.17	54.00	-11.83	5.36	3	Vertical	34	1.50	36.81	32.84	6.67	34.15
AV	7.38372G	42.64	54.00	-11.36	10.47	3	Vertical	98	2.89	32.17	36.47	8.51	34.51
PK	4.924G	47.14	74.00	-26.86	5.36	3	Vertical	34	1.50	41.78	32.84	6.67	34.15
PK	7.38276G	50.28	74.00	-23.72	10.47	3	Vertical	98	2.89	39.81	36.47	8.51	34.51

2.4-2.4835GHz_802.11b_Nss1,(1Mbps)_2TX

2462MHz_TX

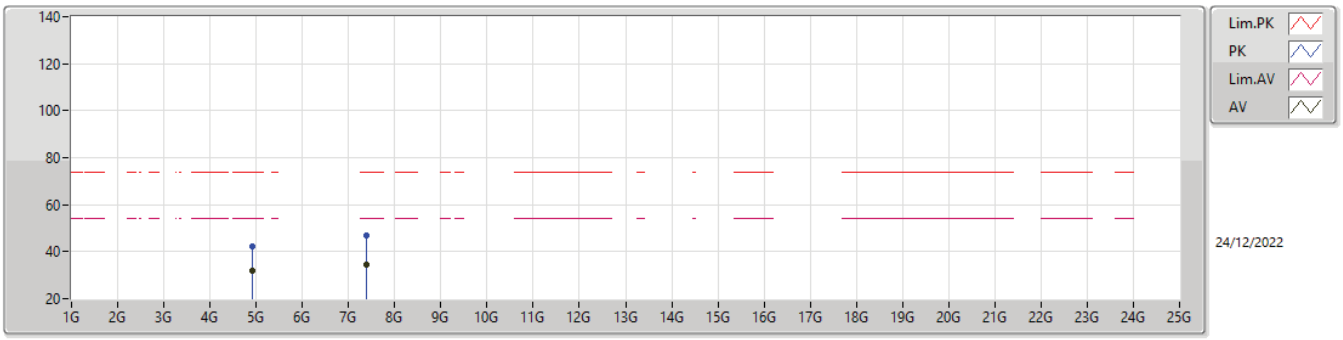

Type	Freq	Level	Limit	Margin	Factor	Dist	Condition	Azimuth	Height	Raw	AF	CL	PA
	(Hz)	(dBuV/m)	(dBuV/m)	(dB)	(dB)	(m)		(°)	(m)	(dBuV)	(dB)	(dB)	(dB)
AV	4.92394G	31.71	54.00	-22.29	5.36	3	Horizontal	352	2.45	26.35	32.84	6.67	34.15
AV	7.38414G	34.29	54.00	-19.71	10.47	3	Horizontal	5	1.77	23.82	36.46	8.52	34.51
PK	4.92406G	42.09	74.00	-31.91	5.36	3	Horizontal	352	2.45	36.73	32.84	6.67	34.15
PK	7.38954G	47.12	74.00	-26.88	10.46	3	Horizontal	5	1.77	36.66	36.44	8.53	34.51

2.4-2.4835GHz_802.11g_Nss1,(6Mbps)_2TX

2412MHz_TX

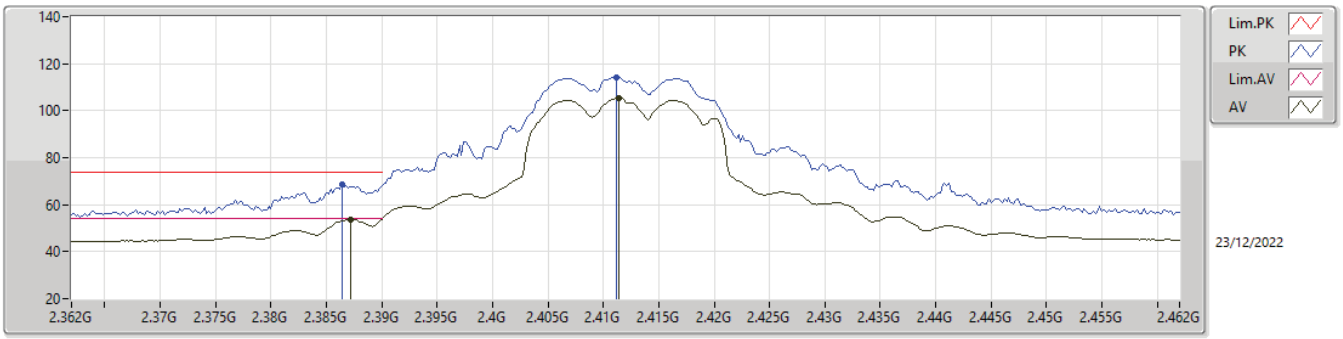

Type	Freq	Level	Limit	Margin	Factor	Dist	Condition	Azimuth	Height	Raw	AF	CL	PA
	(Hz)	(dBuV/m)	(dBuV/m)	(dB)	(dB)	(m)		(°)	(m)	(dBuV)	(dB)	(dB)	(dB)
AV	2.3872G	53.85	54.00	-0.15	31.91	3	Vertical	173	2.03	21.94	27.50	4.41	-
AV	2.4114G	105.30	Inf	-Inf	32.05	3	Vertical	173	2.03	73.25	27.62	4.43	-
PK	2.3864G	68.67	74.00	-5.33	31.90	3	Vertical	173	2.03	36.77	27.49	4.41	-
PK	2.4112G	114.26	Inf	-Inf	32.05	3	Vertical	173	2.03	82.21	27.62	4.43	-

2.4-2.4835GHz_802.11g_Nss1,(6Mbps)_2TX

2412MHz_TX

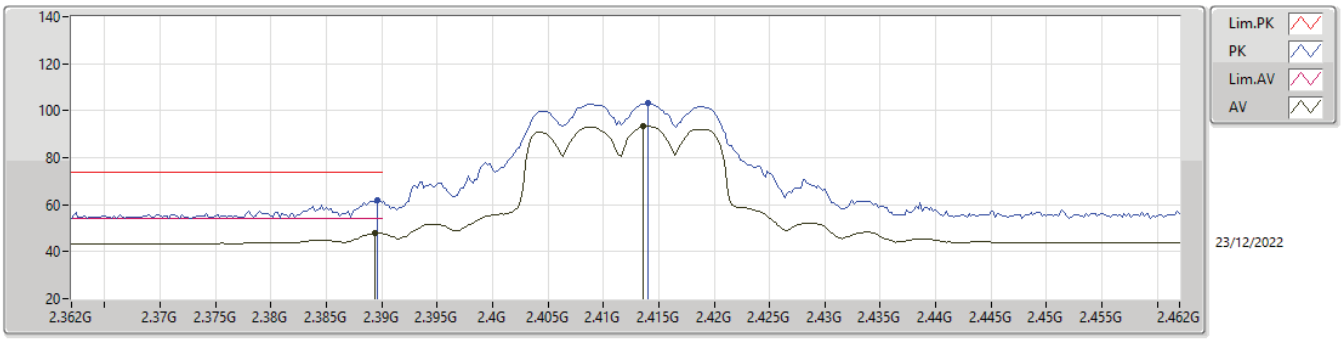

Type	Freq	Level	Limit	Margin	Factor	Dist	Condition	Azimuth	Height	Raw	AF	CL	PA
	(Hz)	(dBuV/m)	(dBuV/m)	(dB)	(dB)	(m)		(°)	(m)	(dBuV)	(dB)	(dB)	(dB)
AV	2.3894G	47.95	54.00	-6.05	31.93	3	Horizontal	63	1.10	16.02	27.52	4.41	-
AV	2.4136G	93.53	Inf	-Inf	32.06	3	Horizontal	63	1.10	61.47	27.63	4.43	-
PK	2.3896G	61.66	74.00	-12.34	31.93	3	Horizontal	63	1.10	29.73	27.52	4.41	-
PK	2.414G	103.08	Inf	-Inf	32.06	3	Horizontal	63	1.10	71.02	27.63	4.43	-

2.4-2.4835GHz_802.11g_Nss1,(6Mbps)_2TX

2412MHz_TX

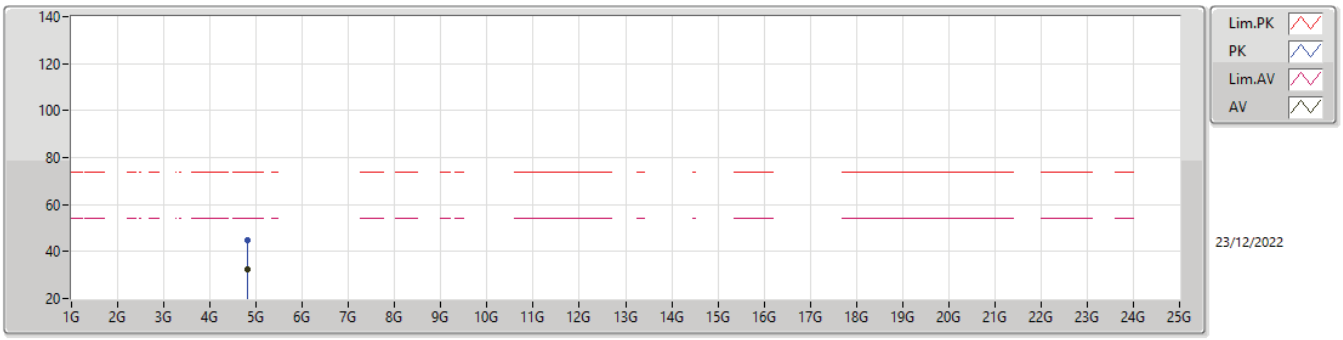

Type	Freq	Level	Limit	Margin	Factor	Dist	Condition	Azimuth	Height	Raw	AF	CL	PA
	(Hz)	(dBuV/m)	(dBuV/m)	(dB)	(dB)	(m)		(°)	(m)	(dBuV)	(dB)	(dB)	(dB)
AV	4.82394G	32.49	54.00	-21.51	4.82	3	Vertical	173	1.92	27.67	32.34	6.66	34.18
PK	4.82346G	45.05	74.00	-28.95	4.82	3	Vertical	173	1.92	40.23	32.34	6.66	34.18

2.4-2.4835GHz_802.11g_Nss1,(6Mbps)_2TX

2412MHz_TX

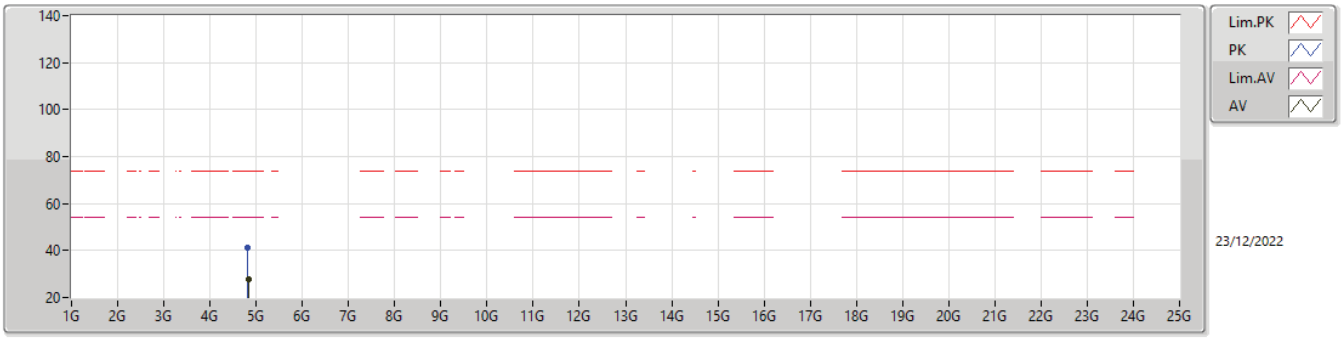

Type	Freq	Level	Limit	Margin	Factor	Dist	Condition	Azimuth	Height	Raw	AF	CL	PA
	(Hz)	(dBuV/m)	(dBuV/m)	(dB)	(dB)	(m)		(°)	(m)	(dBuV)	(dB)	(dB)	(dB)
AV	4.83678G	27.70	54.00	-26.30	4.90	3	Horizontal	302	1.50	22.80	32.42	6.66	34.18
PK	4.81302G	41.35	74.00	-32.65	4.75	3	Horizontal	302	1.50	36.60	32.28	6.66	34.19

2.4-2.4835GHz_802.11g_Nss1,(6Mbps)_2TX

2417MHz_TX

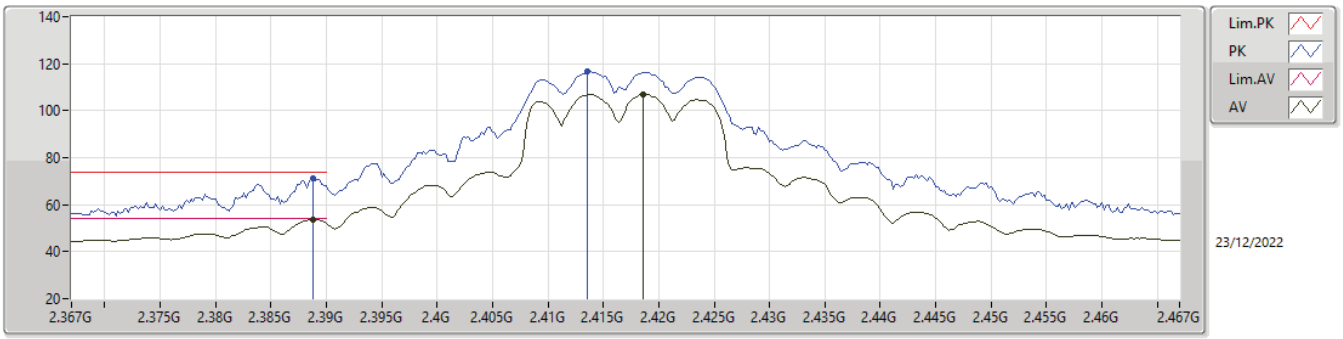

Type	Freq	Level	Limit	Margin	Factor	Dist	Condition	Azimuth	Height	Raw	AF	CL	PA
	(Hz)	(dBuV/m)	(dBuV/m)	(dB)	(dB)	(m)		(°)	(m)	(dBuV)	(dB)	(dB)	(dB)
AV	2.3888G	53.60	54.00	-0.40	31.92	3	Vertical	200	2.43	21.68	27.51	4.41	-
AV	2.4186G	106.96	Inf	-Inf	32.08	3	Vertical	200	2.43	74.88	27.64	4.44	-
PK	2.3888G	71.00	74.00	-3.00	31.92	3	Vertical	200	2.43	39.08	27.51	4.41	-
PK	2.4136G	116.54	Inf	-Inf	32.06	3	Vertical	200	2.43	84.48	27.63	4.43	-

2.4-2.4835GHz_802.11g_Nss1,(6Mbps)_2TX

2417MHz_TX

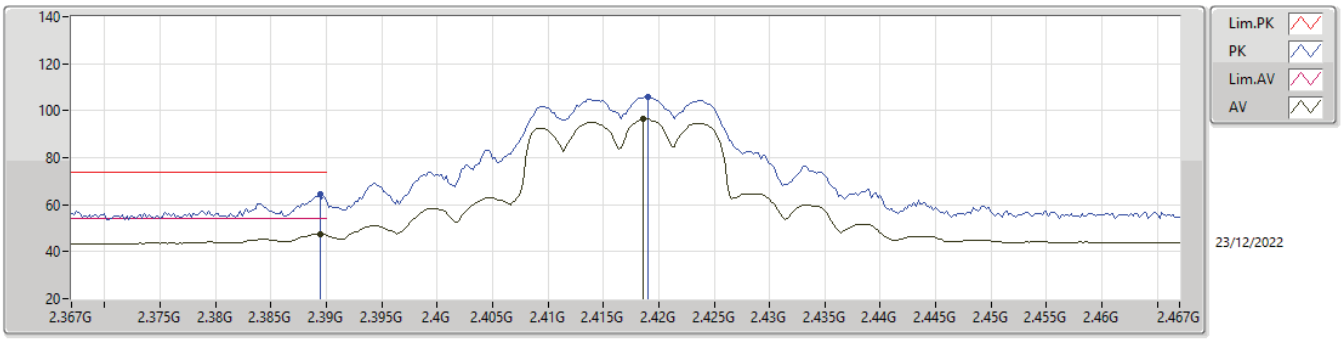

Type	Freq	Level	Limit	Margin	Factor	Dist	Condition	Azimuth	Height	Raw	AF	CL	PA
	(Hz)	(dBuV/m)	(dBuV/m)	(dB)	(dB)	(m)		(°)	(m)	(dBuV)	(dB)	(dB)	(dB)
AV	2.3894G	47.48	54.00	-6.52	31.93	3	Horizontal	61	2.15	15.55	27.52	4.41	-
AV	2.4186G	96.50	Inf	-Inf	32.08	3	Horizontal	61	2.15	64.42	27.64	4.44	-
PK	2.3894G	64.58	74.00	-9.42	31.93	3	Horizontal	61	2.15	32.65	27.52	4.41	-
PK	2.419G	106.02	Inf	-Inf	32.08	3	Horizontal	61	2.15	73.94	27.64	4.44	-

2.4-2.4835GHz_802.11g_Nss1,(6Mbps)_2TX

2437MHz_TX

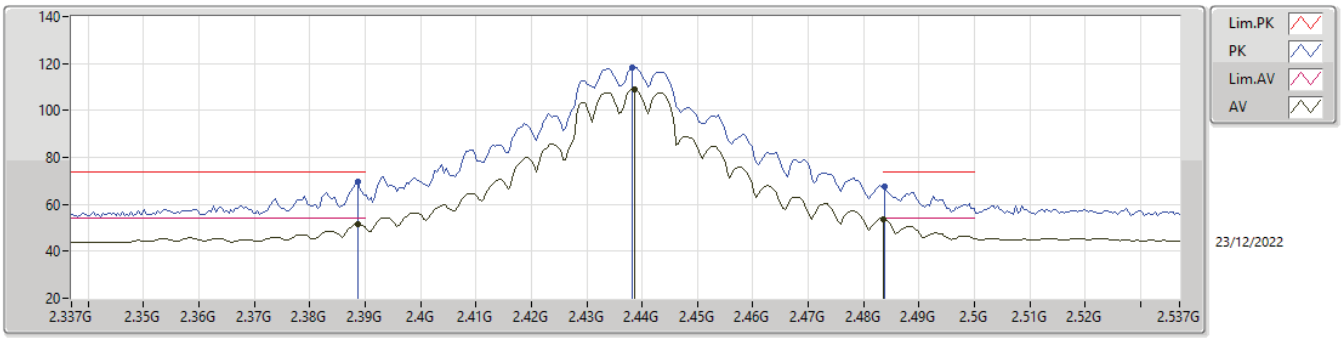

Type	Freq	Level	Limit	Margin	Factor	Dist	Condition	Azimuth	Height	Raw	AF	CL	PA
	(Hz)	(dBuV/m)	(dBuV/m)	(dB)	(dB)	(m)		(°)	(m)	(dBuV)	(dB)	(dB)	(dB)
AV	2.3886G	51.60	54.00	-2.40	31.92	3	Vertical	73	1.53	19.68	27.51	4.41	-
AV	2.4386G	108.88	Inf	-Inf	32.14	3	Vertical	73	1.53	76.74	27.68	4.46	-
AV	2.4835G	53.69	54.00	-0.31	32.34	3	Vertical	73	1.53	21.35	27.83	4.51	-
PK	2.3886G	69.53	74.00	-4.47	31.92	3	Vertical	73	1.53	37.61	27.51	4.41	-
PK	2.4382G	118.47	Inf	-Inf	32.14	3	Vertical	73	1.53	86.33	27.68	4.46	-
PK	2.4838G	67.41	74.00	-6.59	32.35	3	Vertical	73	1.53	35.06	27.84	4.51	-

2.4-2.4835GHz_802.11g_Nss1,(6Mbps)_2TX

2437MHz_TX

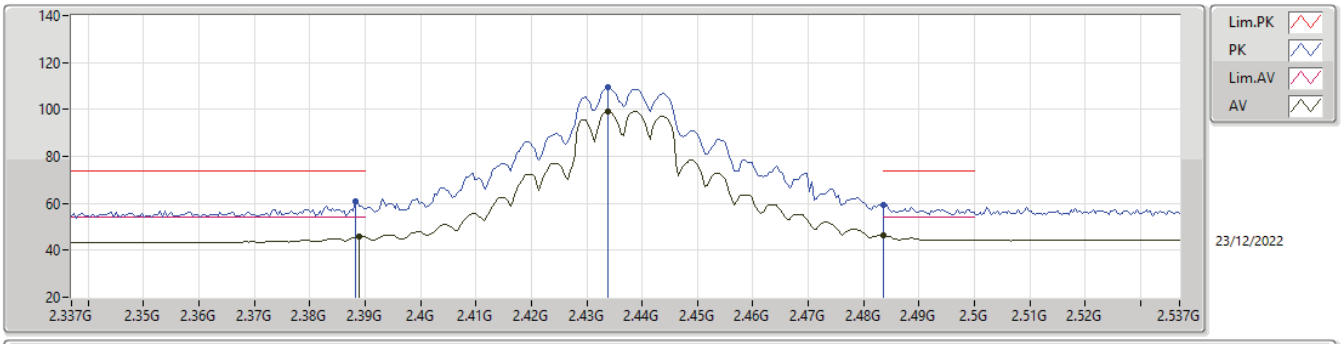

Type	Freq	Level	Limit	Margin	Factor	Dist	Condition	Azimuth	Height	Raw	AF	CL	PA
	(Hz)	(dBuV/m)	(dBuV/m)	(dB)	(dB)	(m)		(°)	(m)	(dBuV)	(dB)	(dB)	(dB)
AV	2.389G	45.90	54.00	-8.10	31.92	3	Horizontal	63	1.37	13.98	27.51	4.41	-
AV	2.4338G	99.10	Inf	-Inf	32.13	3	Horizontal	63	1.37	66.97	27.67	4.46	-
AV	2.4835G	46.42	54.00	-7.58	32.34	3	Horizontal	63	1.37	14.08	27.83	4.51	-
PK	2.3882G	60.67	74.00	-13.33	31.92	3	Horizontal	63	1.37	28.75	27.51	4.41	-
PK	2.4338G	109.27	Inf	-Inf	32.13	3	Horizontal	63	1.37	77.14	27.67	4.46	-
PK	2.4835G	59.41	74.00	-14.59	32.34	3	Horizontal	63	1.37	27.07	27.83	4.51	-

2.4-2.4835GHz_802.11g_Nss1,(6Mbps)_2TX

2437MHz_TX

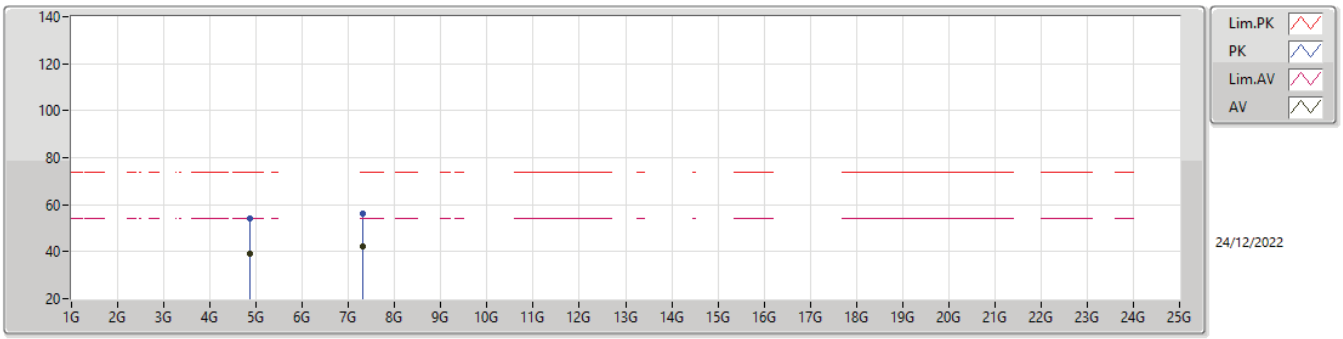

Type	Freq	Level	Limit	Margin	Factor	Dist	Condition	Azimuth	Height	Raw	AF	CL	PA
	(Hz)	(dBuV/m)	(dBuV/m)	(dB)	(dB)	(m)		(°)	(m)	(dBuV)	(dB)	(dB)	(dB)
AV	4.87622G	39.30	54.00	-14.70	5.10	3	Vertical	225	1.90	34.20	32.60	6.66	34.16
AV	7.30764G	42.33	54.00	-11.67	10.62	3	Vertical	98	2.94	31.71	36.77	8.35	34.50
PK	4.87628G	54.07	74.00	-19.93	5.11	3	Vertical	225	1.90	48.96	32.61	6.66	34.16
PK	7.31304G	56.35	74.00	-17.65	10.61	3	Vertical	98	2.94	45.74	36.75	8.36	34.50

2.4-2.4835GHz_802.11g_Nss1,(6Mbps)_2TX

2437MHz_TX

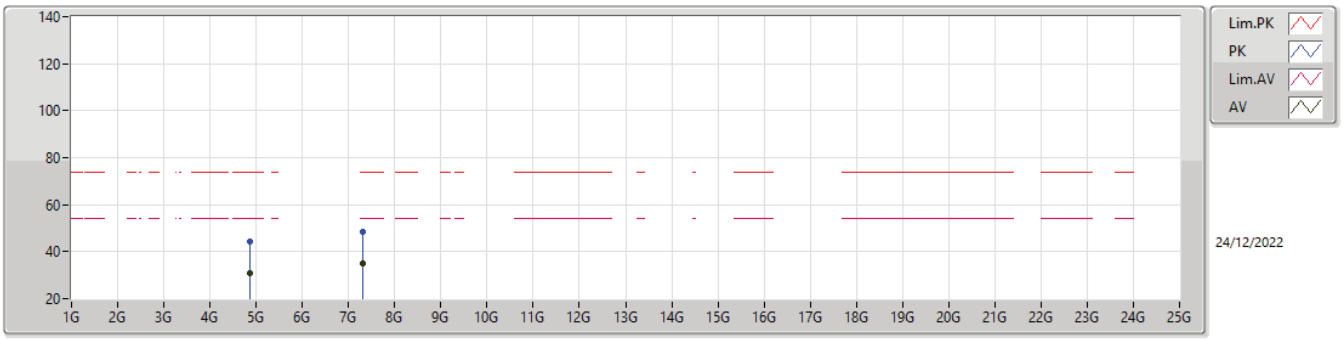

Type	Freq	Level	Limit	Margin	Factor	Dist	Condition	Azimuth	Height	Raw	AF	CL	PA
	(Hz)	(dBuV/m)	(dBuV/m)	(dB)	(dB)	(m)		(°)	(m)	(dBuV)	(dB)	(dB)	(dB)
AV	4.87502G	30.61	54.00	-23.39	5.10	3	Horizontal	268	2.13	25.51	32.60	6.66	34.16
AV	7.30758G	34.80	54.00	-19.20	10.62	3	Horizontal	31	1.03	24.18	36.77	8.35	34.50
PK	4.87568G	44.19	74.00	-29.81	5.10	3	Horizontal	268	2.13	39.09	32.60	6.66	34.16
PK	7.30764G	48.35	74.00	-25.65	10.62	3	Horizontal	31	1.03	37.73	36.77	8.35	34.50

2.4-2.4835GHz_802.11g_Nss1,(6Mbps)_2TX

2457MHz_TX

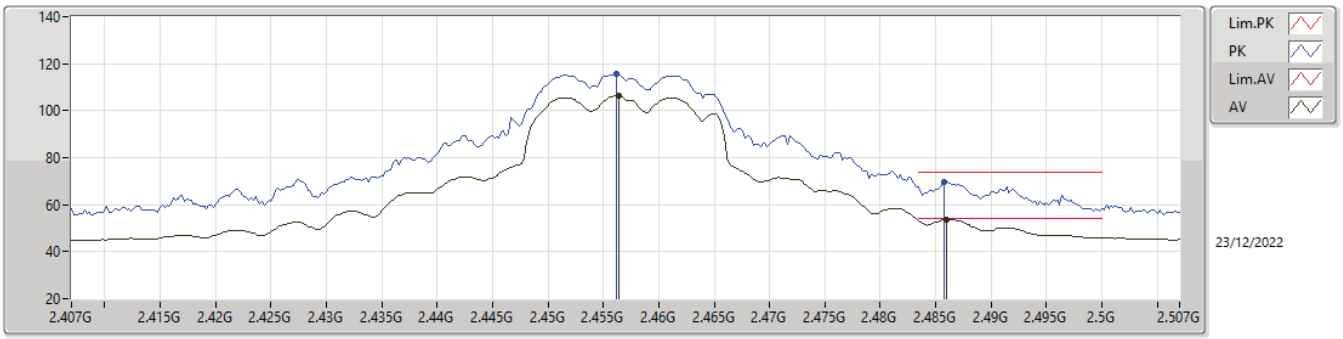

Type	Freq	Level	Limit	Margin	Factor	Dist	Condition	Azimuth	Height	Raw	AF	CL	PA
	(Hz)	(dBuV/m)	(dBuV/m)	(dB)	(dB)	(m)		(°)	(m)	(dBuV)	(dB)	(dB)	(dB)
AV	2.4564G	106.35	Inf	-Inf	32.21	3	Vertical	174	1.96	74.14	27.73	4.48	-
AV	2.486G	53.67	54.00	-0.33	32.35	3	Vertical	174	1.96	21.32	27.84	4.51	-
PK	2.4562G	115.54	Inf	-Inf	32.20	3	Vertical	174	1.96	83.34	27.72	4.48	-
PK	2.4858G	69.70	74.00	-4.30	32.35	3	Vertical	174	1.96	37.35	27.84	4.51	-

2.4-2.4835GHz_802.11g_Nss1,(6Mbps)_2TX

2457MHz_TX

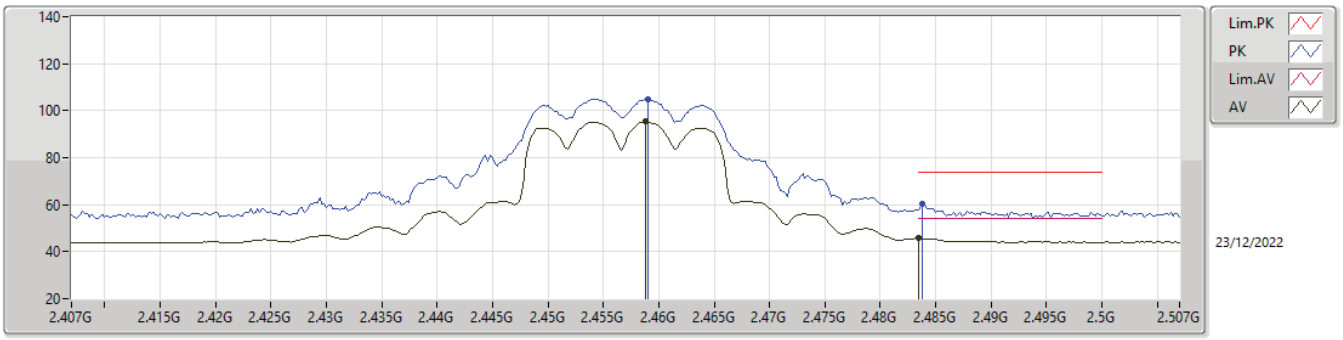

Type	Freq	Level	Limit	Margin	Factor	Dist	Condition	Azimuth	Height	Raw	AF	CL	PA
	(Hz)	(dBuV/m)	(dBuV/m)	(dB)	(dB)	(m)		(°)	(m)	(dBuV)	(dB)	(dB)	(dB)
AV	2.4588G	95.26	Inf	-Inf	32.22	3	Horizontal	57	2.92	63.04	27.74	4.48	-
AV	2.4835G	45.64	54.00	-8.36	32.34	3	Horizontal	57	2.92	13.30	27.83	4.51	-
PK	2.459G	104.81	Inf	-Inf	32.22	3	Horizontal	57	2.92	72.59	27.74	4.48	-
PK	2.4838G	60.42	74.00	-13.58	32.35	3	Horizontal	57	2.92	28.07	27.84	4.51	-

2.4-2.4835GHz_802.11g_Nss1,(6Mbps)_2TX

2462MHz_TX

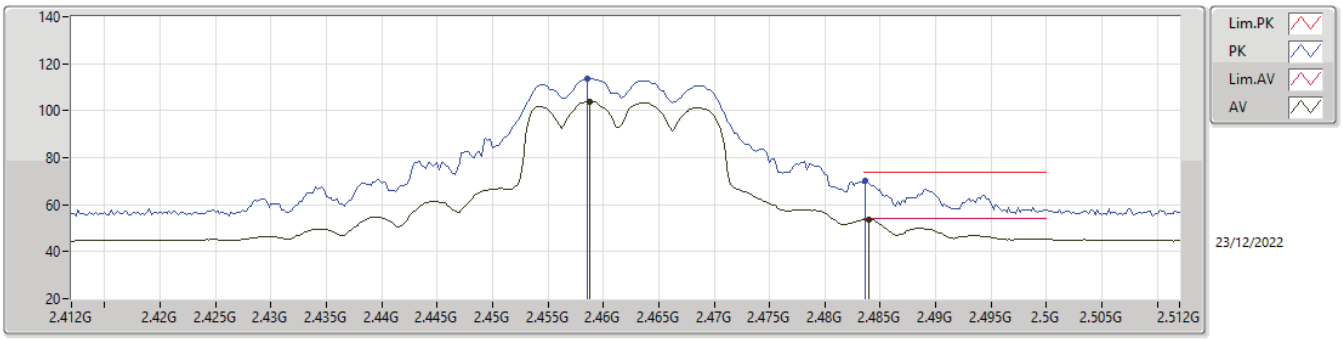

Type	Freq	Level	Limit	Margin	Factor	Dist	Condition	Azimuth	Height	Raw	AF	CL	PA
	(Hz)	(dBuV/m)	(dBuV/m)	(dB)	(dB)	(m)		(°)	(m)	(dBuV)	(dB)	(dB)	(dB)
AV	2.4588G	103.99	Inf	-Inf	32.22	3	Vertical	201	2.44	71.77	27.74	4.48	-
AV	2.484G	53.78	54.00	-0.22	32.35	3	Vertical	201	2.44	21.43	27.84	4.51	-
PK	2.4586G	113.74	Inf	-Inf	32.21	3	Vertical	201	2.44	81.53	27.73	4.48	-
PK	2.4836G	70.15	74.00	-3.85	32.34	3	Vertical	201	2.44	37.81	27.83	4.51	-

2.4-2.4835GHz_802.11g_Nss1,(6Mbps)_2TX

2462MHz_TX

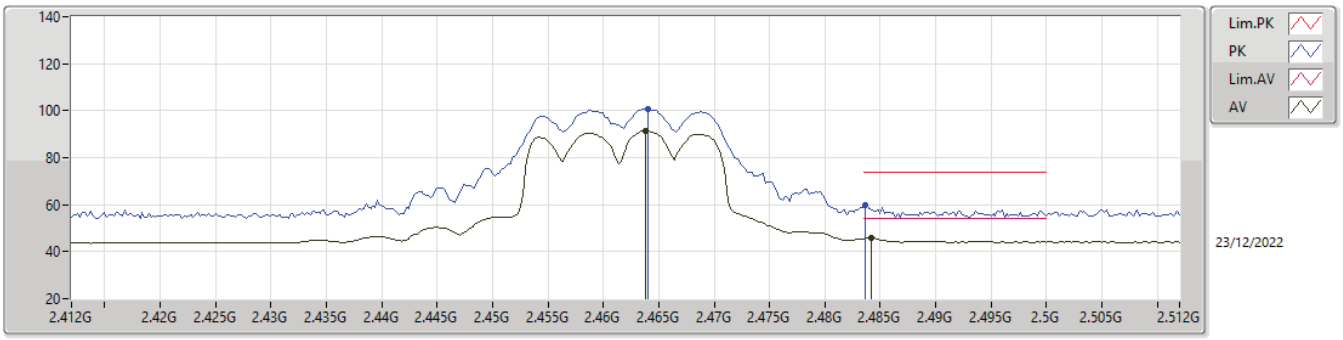

Type	Freq	Level	Limit	Margin	Factor	Dist	Condition	Azimuth	Height	Raw	AF	CL	PA
	(Hz)	(dBuV/m)	(dBuV/m)	(dB)	(dB)	(m)		(°)	(m)	(dBuV)	(dB)	(dB)	(dB)
AV	2.4638G	91.45	Inf	-Inf	32.25	3	Horizontal	62	1.51	59.20	27.76	4.49	-
AV	2.4842G	45.91	54.00	-8.09	32.35	3	Horizontal	62	1.51	13.56	27.84	4.51	-
PK	2.464G	100.87	Inf	-Inf	32.25	3	Horizontal	62	1.51	68.62	27.76	4.49	-
PK	2.4836G	59.99	74.00	-14.01	32.34	3	Horizontal	62	1.51	27.65	27.83	4.51	-

2.4-2.4835GHz_802.11g_Nss1,(6Mbps)_2TX

2462MHz_TX

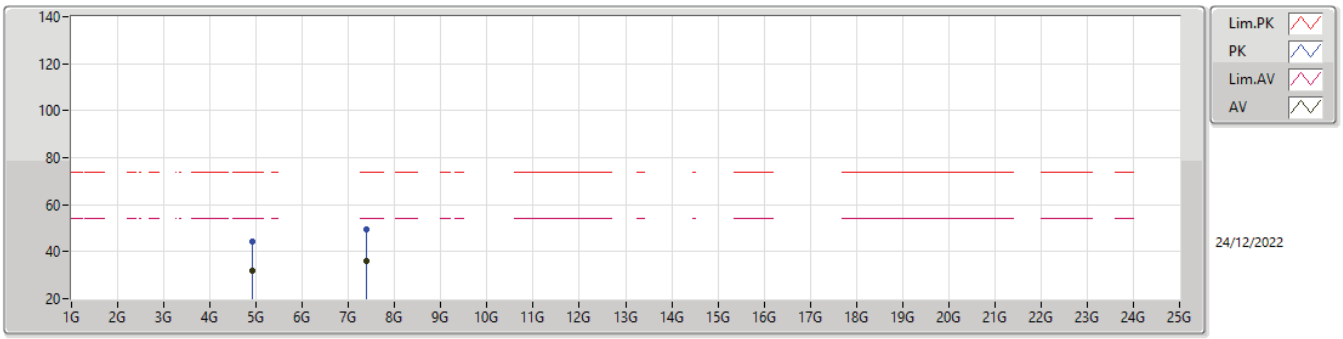

Type	Freq	Level	Limit	Margin	Factor	Dist	Condition	Azimuth	Height	Raw	AF	CL	PA
	(Hz)	(dBuV/m)	(dBuV/m)	(dB)	(dB)	(m)		(°)	(m)	(dBuV)	(dB)	(dB)	(dB)
AV	4.92394G	31.85	54.00	-22.15	5.36	3	Vertical	137	1.99	26.49	32.84	6.67	34.15
AV	7.38498G	36.16	54.00	-17.84	10.47	3	Vertical	100	2.90	25.69	36.46	8.52	34.51
PK	4.92388G	44.56	74.00	-29.44	5.36	3	Vertical	137	1.99	39.20	32.84	6.67	34.15
PK	7.38552G	49.48	74.00	-24.52	10.47	3	Vertical	100	2.90	39.01	36.46	8.52	34.51

2.4-2.4835GHz_802.11g_Nss1,(6Mbps)_2TX

2462MHz_TX

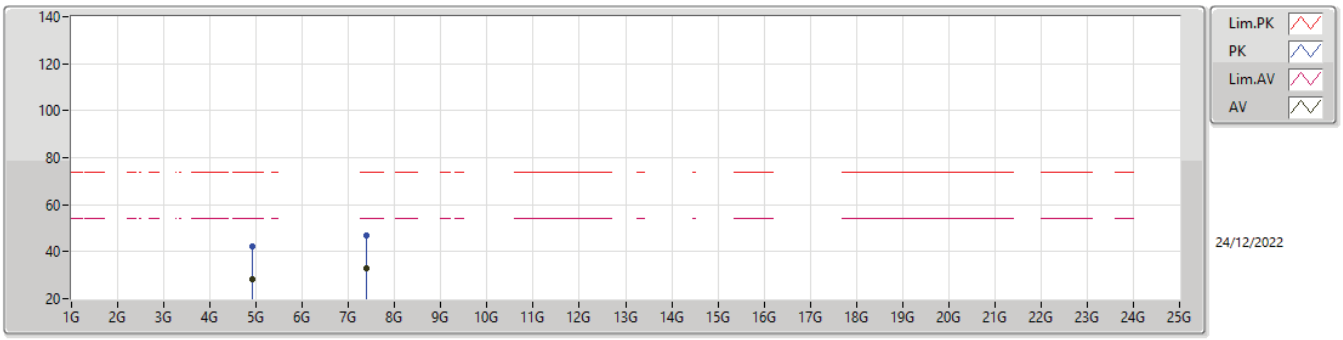

Type	Freq	Level	Limit	Margin	Factor	Dist	Condition	Azimuth	Height	Raw	AF	CL	PA
	(Hz)	(dBuV/m)	(dBuV/m)	(dB)	(dB)	(m)		(°)	(m)	(dBuV)	(dB)	(dB)	(dB)
AV	4.91584G	28.14	54.00	-25.86	5.32	3	Horizontal	292	1.50	22.82	32.80	6.67	34.15
AV	7.38504G	32.83	54.00	-21.17	10.47	3	Horizontal	179	1.50	22.36	36.46	8.52	34.51
PK	4.91986G	42.49	74.00	-31.51	5.34	3	Horizontal	292	1.50	37.15	32.82	6.67	34.15
PK	7.38816G	46.75	74.00	-27.25	10.46	3	Horizontal	179	1.50	36.29	36.45	8.52	34.51

2.4-2.4835GHz_VHT20_Nss1,(MCS0)_2TX

2412MHz_TX

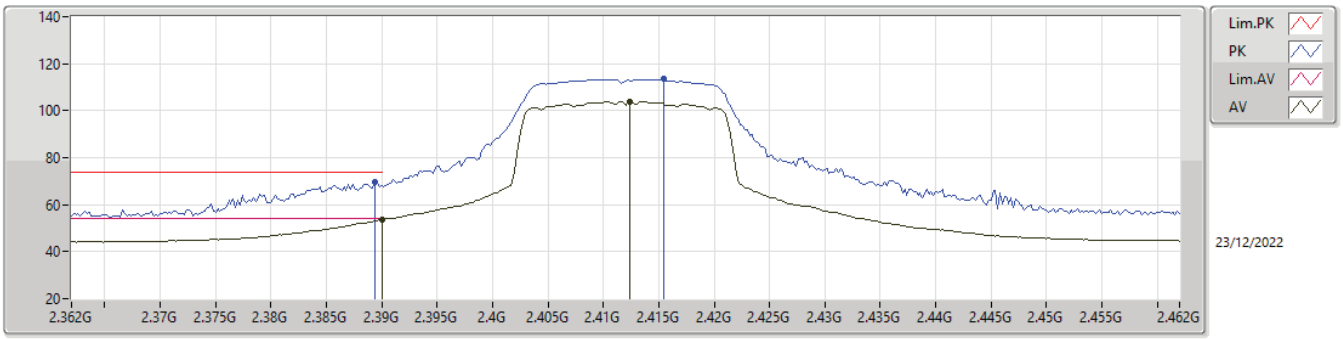

Type	Freq	Level	Limit	Margin	Factor	Dist	Condition	Azimuth	Height	Raw	AF	CL	PA
	(Hz)	(dBuV/m)	(dBuV/m)	(dB)	(dB)	(m)		(°)	(m)	(dBuV)	(dB)	(dB)	(dB)
AV	2.39G	53.66	54.00	-0.34	31.93	3	Vertical	194	2.23	21.73	27.52	4.41	-
AV	2.4124G	103.64	Inf	-Inf	32.05	3	Vertical	194	2.23	71.59	27.62	4.43	-
PK	2.3894G	69.65	74.00	-4.35	31.93	3	Vertical	194	2.23	37.72	27.52	4.41	-
PK	2.4154G	113.40	Inf	-Inf	32.07	3	Vertical	194	2.23	81.33	27.63	4.44	-

2.4-2.4835GHz_VHT20_Nss1,(MCS0)_2TX

2412MHz_TX

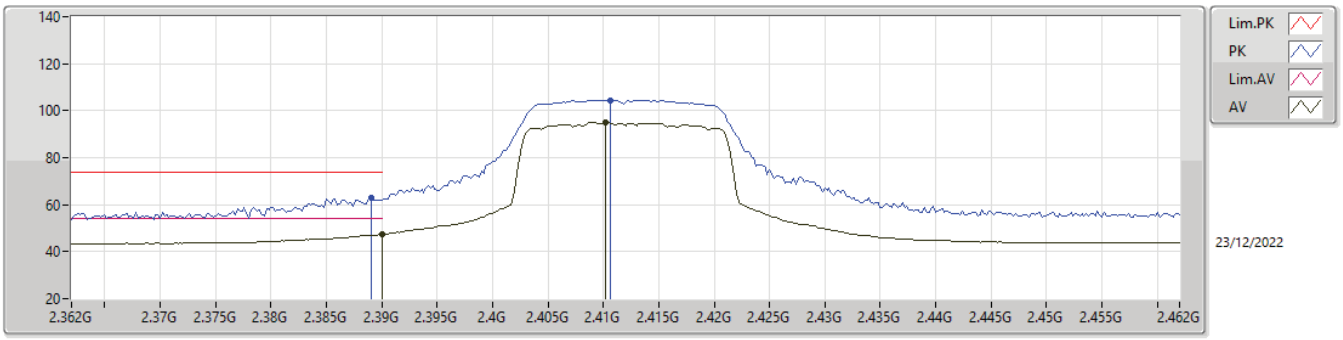

Type	Freq	Level	Limit	Margin	Factor	Dist	Condition	Azimuth	Height	Raw	AF	CL	PA
	(Hz)	(dBuV/m)	(dBuV/m)	(dB)	(dB)	(m)		(°)	(m)	(dBuV)	(dB)	(dB)	(dB)
AV	2.39G	47.46	54.00	-6.54	31.93	3	Horizontal	255	3.00	15.53	27.52	4.41	-
AV	2.4102G	94.82	Inf	-Inf	32.05	3	Horizontal	255	3.00	62.77	27.62	4.43	-
PK	2.389G	62.75	74.00	-11.25	31.92	3	Horizontal	255	3.00	30.83	27.51	4.41	-
PK	2.4106G	104.49	Inf	-Inf	32.05	3	Horizontal	255	3.00	72.44	27.62	4.43	-

2.4-2.4835GHz_VHT20_Nss1,(MCS0)_2TX

2412MHz_TX

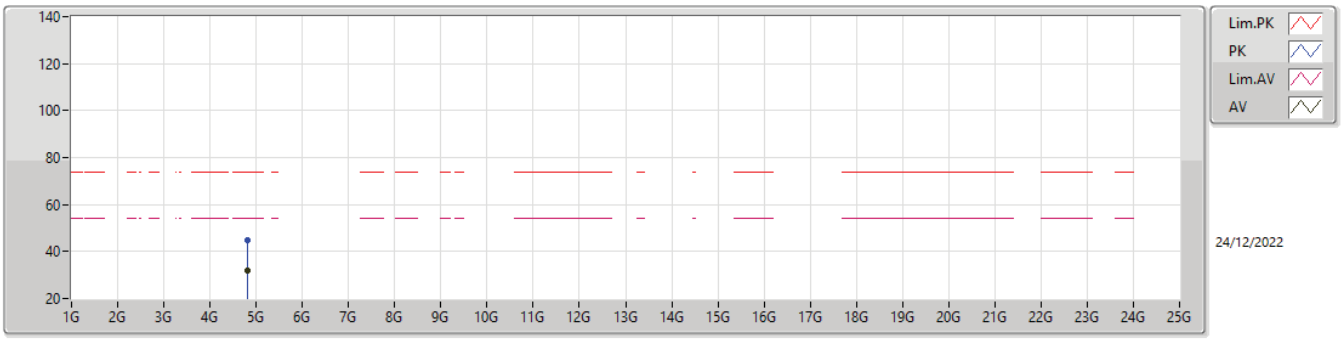

Type	Freq	Level	Limit	Margin	Factor	Dist	Condition	Azimuth	Height	Raw	AF	CL	PA
	(Hz)	(dBuV/m)	(dBuV/m)	(dB)	(dB)	(m)		(°)	(m)	(dBuV)	(dB)	(dB)	(dB)
AV	4.82394G	31.96	54.00	-22.04	4.82	3	Vertical	173	1.00	27.14	32.34	6.66	34.18
PK	4.82202G	44.58	74.00	-29.42	4.81	3	Vertical	173	1.00	39.77	32.33	6.66	34.18

2.4-2.4835GHz_VHT20_Nss1,(MCS0)_2TX

2412MHz_TX

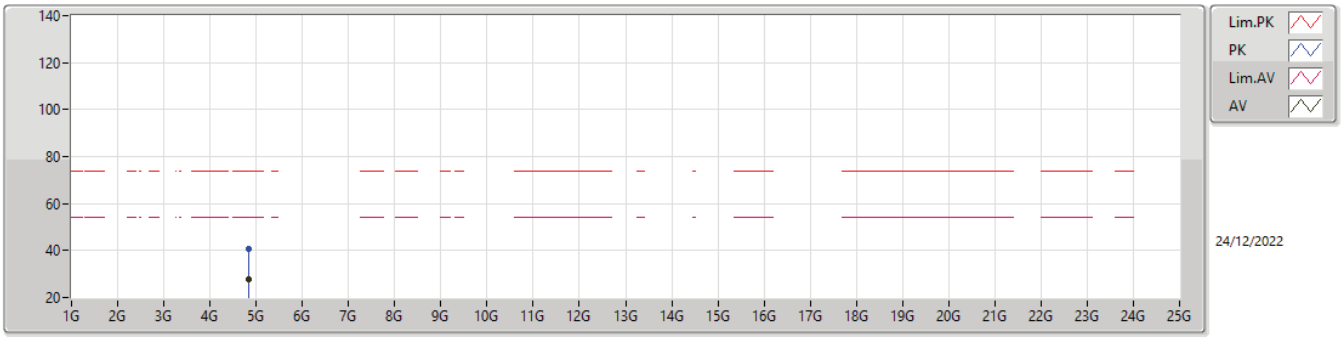

Type	Freq	Level	Limit	Margin	Factor	Dist	Condition	Azimuth	Height	Raw	AF	CL	PA
	(Hz)	(dBuV/m)	(dBuV/m)	(dB)	(dB)	(m)		(°)	(m)	(dBuV)	(dB)	(dB)	(dB)
AV	4.83186G	27.61	54.00	-26.39	4.87	3	Horizontal	165	1.13	22.74	32.39	6.66	34.18
PK	4.82742G	40.69	74.00	-33.31	4.84	3	Horizontal	165	1.13	35.85	32.36	6.66	34.18

2.4-2.4835GHz_VHT20_Nss1,(MCS0)_2TX

2417MHz_TX

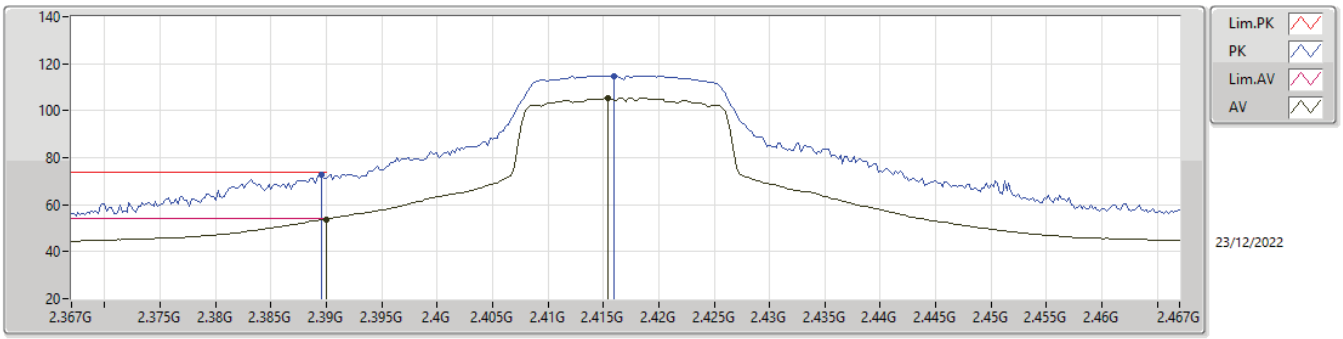

Type	Freq	Level	Limit	Margin	Factor	Dist	Condition	Azimuth	Height	Raw	AF	CL	PA
	(Hz)	(dBuV/m)	(dBuV/m)	(dB)	(dB)	(m)		(°)	(m)	(dBuV)	(dB)	(dB)	(dB)
AV	2.39G	53.83	54.00	-0.17	31.93	3	Vertical	246	2.23	21.90	27.52	4.41	-
AV	2.4154G	105.16	Inf	-Inf	32.07	3	Vertical	246	2.23	73.09	27.63	4.44	-
PK	2.3896G	72.76	74.00	-1.24	31.93	3	Vertical	246	2.23	40.83	27.52	4.41	-
PK	2.416G	114.81	Inf	-Inf	32.07	3	Vertical	246	2.23	82.74	27.63	4.44	-

2.4-2.4835GHz_VHT20_Nss1,(MCS0)_2TX

2417MHz_TX

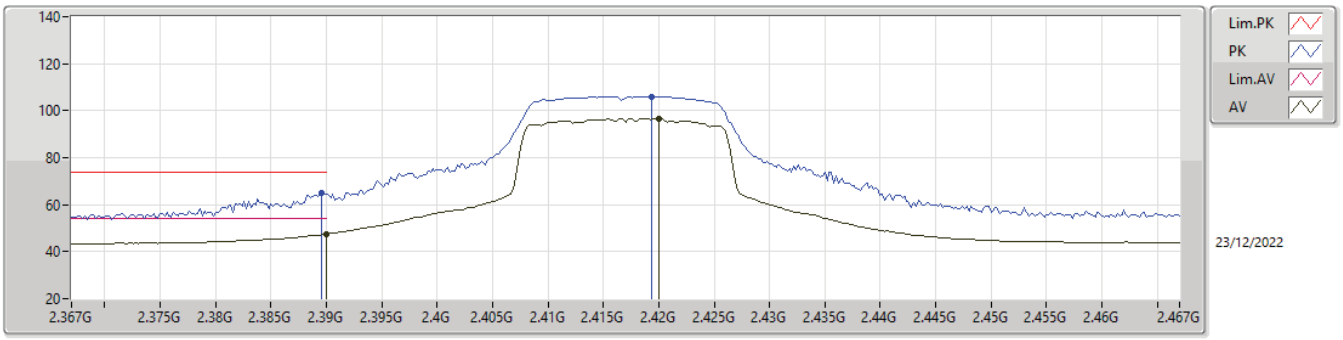

Type	Freq	Level	Limit	Margin	Factor	Dist	Condition	Azimuth	Height	Raw	AF	CL	PA
	(Hz)	(dBuV/m)	(dBuV/m)	(dB)	(dB)	(m)		(°)	(m)	(dBuV)	(dB)	(dB)	(dB)
AV	2.39G	47.59	54.00	-6.41	31.93	3	Horizontal	253	3.00	15.66	27.52	4.41	-
AV	2.42G	96.46	Inf	-Inf	32.08	3	Horizontal	253	3.00	64.38	27.64	4.44	-
PK	2.3896G	65.04	74.00	-8.96	31.93	3	Horizontal	253	3.00	33.11	27.52	4.41	-
PK	2.4194G	106.12	Inf	-Inf	32.08	3	Horizontal	253	3.00	74.04	27.64	4.44	-

2.4-2.4835GHz_VHT20_Nss1,(MCS0)_2TX

2437MHz_TX

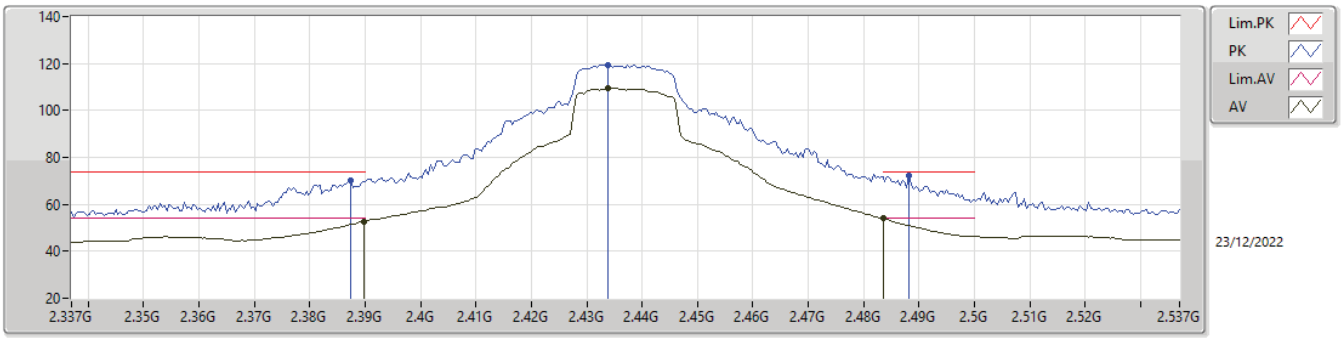

Type	Freq	Level	Limit	Margin	Factor	Dist	Condition	Azimuth	Height	Raw	AF	CL	PA
	(Hz)	(dBuV/m)	(dBuV/m)	(dB)	(dB)	(m)		(°)	(m)	(dBuV)	(dB)	(dB)	(dB)
AV	2.3898G	52.48	54.00	-1.52	31.93	3	Vertical	173	2.42	20.55	27.52	4.41	-
AV	2.4338G	109.57	Inf	-Inf	32.13	3	Vertical	173	2.42	77.44	27.67	4.46	-
AV	2.4835G	53.88	54.00	-0.12	32.34	3	Vertical	173	2.42	21.54	27.83	4.51	-
PK	2.3874G	69.99	74.00	-4.01	31.91	3	Vertical	173	2.42	38.08	27.50	4.41	-
PK	2.4338G	119.45	Inf	-Inf	32.13	3	Vertical	173	2.42	87.32	27.67	4.46	-
PK	2.4882G	72.07	74.00	-1.93	32.36	3	Vertical	173	2.42	39.71	27.85	4.51	-

2.4-2.4835GHz_VHT20_Nss1,(MCS0)_2TX

2437MHz_TX

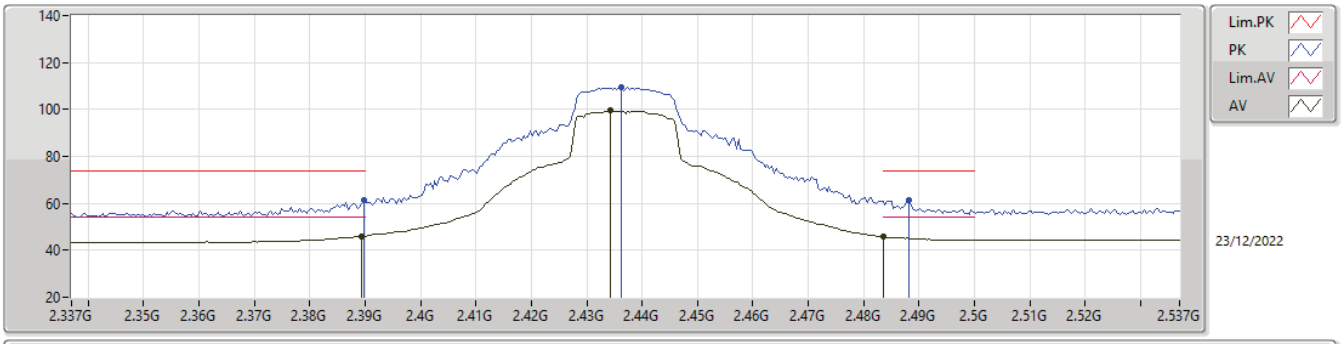

Type	Freq	Level	Limit	Margin	Factor	Dist	Condition	Azimuth	Height	Raw	AF	CL	PA
	(Hz)	(dBuV/m)	(dBuV/m)	(dB)	(dB)	(m)		(°)	(m)	(dBuV)	(dB)	(dB)	(dB)
AV	2.3894G	45.98	54.00	-8.02	31.93	3	Horizontal	269	2.96	14.05	27.52	4.41	-
AV	2.4342G	99.40	Inf	-Inf	32.13	3	Horizontal	269	2.96	67.27	27.67	4.46	-
AV	2.4835G	45.75	54.00	-8.25	32.34	3	Horizontal	269	2.96	13.41	27.83	4.51	-
PK	2.3898G	61.50	74.00	-12.50	31.93	3	Horizontal	269	2.96	29.57	27.52	4.41	-
PK	2.4362G	109.31	Inf	-Inf	32.13	3	Horizontal	269	2.96	77.18	27.67	4.46	-
PK	2.4882G	61.15	74.00	-12.85	32.36	3	Horizontal	269	2.96	28.79	27.85	4.51	-

2.4-2.4835GHz_VHT20_Nss1,(MCS0)_2TX

2437MHz_TX

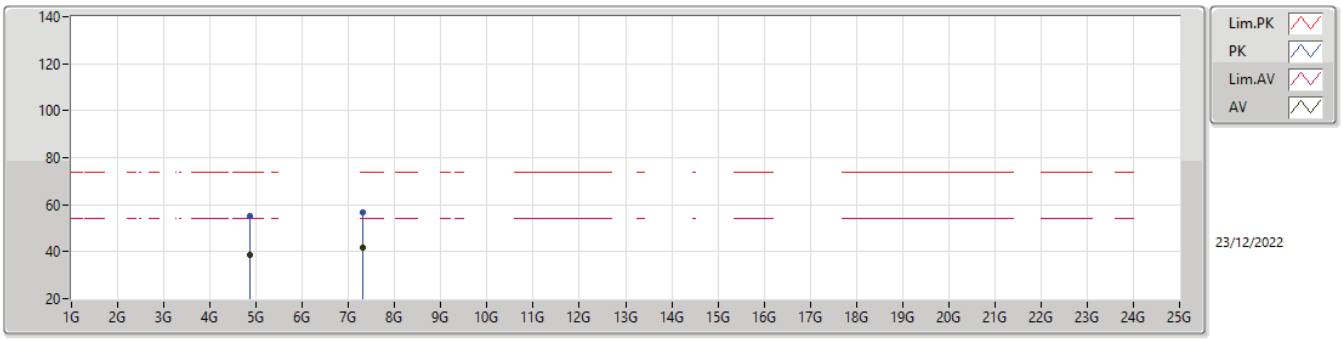

Type	Freq	Level	Limit	Margin	Factor	Dist	Condition	Azimuth	Height	Raw	AF	CL	PA
	(Hz)	(dBuV/m)	(dBuV/m)	(dB)	(dB)	(m)		(°)	(m)	(dBuV)	(dB)	(dB)	(dB)
AV	4.874G	38.58	54.00	-15.42	5.09	3	Vertical	128	1.90	33.49	32.60	6.66	34.17
AV	7.30686G	41.82	54.00	-12.18	10.62	3	Vertical	100	1.96	31.20	36.77	8.35	34.50
PK	4.87322G	55.04	74.00	-18.96	5.08	3	Vertical	128	1.90	49.96	32.59	6.66	34.17
PK	7.30662G	56.85	74.00	-17.15	10.61	3	Vertical	100	1.96	46.24	36.77	8.34	34.50

2.4-2.4835GHz_VHT20_Nss1,(MCS0)_2TX

2437MHz_TX

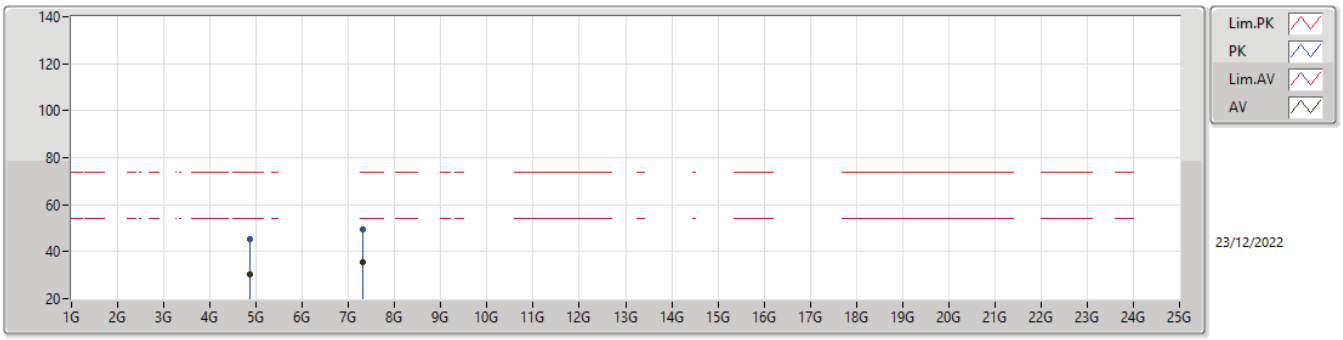

Type	Freq	Level	Limit	Margin	Factor	Dist	Condition	Azimuth	Height	Raw	AF	CL	PA
	(Hz)	(dBuV/m)	(dBuV/m)	(dB)	(dB)	(m)		(°)	(m)	(dBuV)	(dB)	(dB)	(dB)
AV	4.87412G	30.31	54.00	-23.69	5.09	3	Horizontal	94	2.76	25.22	32.60	6.66	34.17
AV	7.30944G	35.28	54.00	-18.72	10.61	3	Horizontal	36	2.96	24.67	36.76	8.35	34.50
PK	4.87322G	45.36	74.00	-28.64	5.08	3	Horizontal	94	2.76	40.28	32.59	6.66	34.17
PK	7.3068G	49.38	74.00	-24.62	10.61	3	Horizontal	36	2.96	38.77	36.77	8.34	34.50

2.4-2.4835GHz_VHT20_Nss1,(MCS0)_2TX

2457MHz_TX

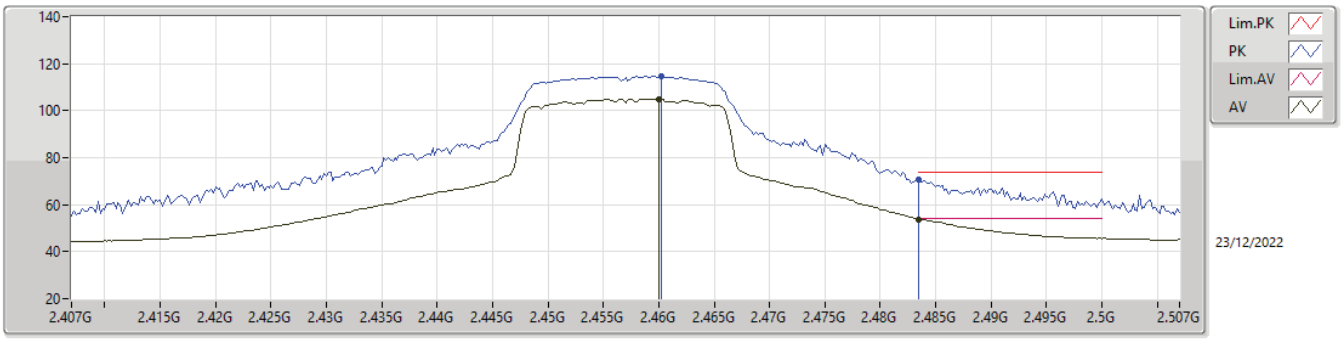

Type	Freq	Level	Limit	Margin	Factor	Dist	Condition	Azimuth	Height	Raw	AF	CL	PA
	(Hz)	(dBuV/m)	(dBuV/m)	(dB)	(dB)	(m)		(°)	(m)	(dBuV)	(dB)	(dB)	(dB)
AV	2.46G	104.99	Inf	-Inf	32.22	3	Vertical	119	2.06	72.77	27.74	4.48	-
AV	2.4835G	53.86	54.00	-0.14	32.34	3	Vertical	119	2.06	21.52	27.83	4.51	-
PK	2.4602G	114.83	Inf	-Inf	32.22	3	Vertical	119	2.06	82.61	27.74	4.48	-
PK	2.4835G	70.45	74.00	-3.55	32.34	3	Vertical	119	2.06	38.11	27.83	4.51	-

2.4-2.4835GHz_VHT20_Nss1,(MCS0)_2TX

2457MHz_TX

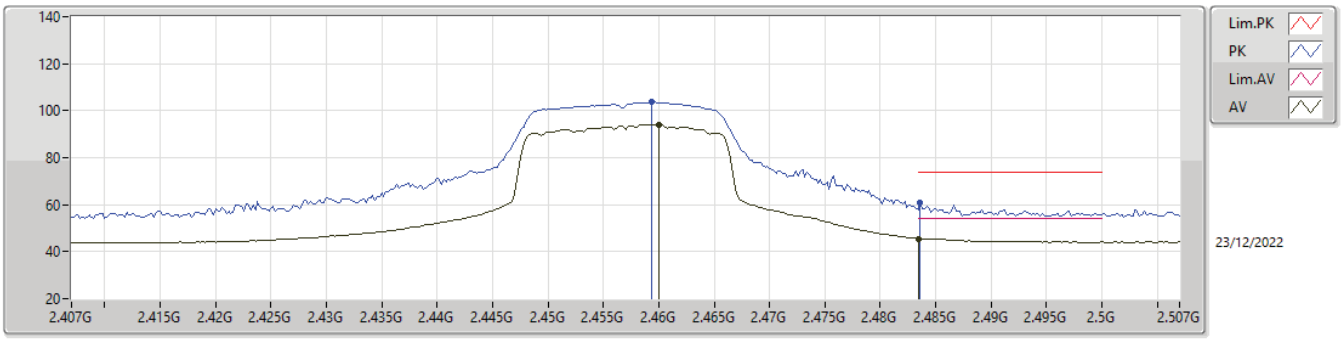

Type	Freq	Level	Limit	Margin	Factor	Dist	Condition	Azimuth	Height	Raw	AF	CL	PA
	(Hz)	(dBuV/m)	(dBuV/m)	(dB)	(dB)	(m)		(°)	(m)	(dBuV)	(dB)	(dB)	(dB)
AV	2.46G	94.01	Inf	-Inf	32.22	3	Horizontal	56	2.13	61.79	27.74	4.48	-
AV	2.4835G	45.57	54.00	-8.43	32.34	3	Horizontal	56	2.13	13.23	27.83	4.51	-
PK	2.4594G	103.63	Inf	-Inf	32.22	3	Horizontal	56	2.13	71.41	27.74	4.48	-
PK	2.4836G	60.69	74.00	-13.31	32.34	3	Horizontal	56	2.13	28.35	27.83	4.51	-

2.4-2.4835GHz_VHT20_Nss1,(MCS0)_2TX

2462MHz_TX

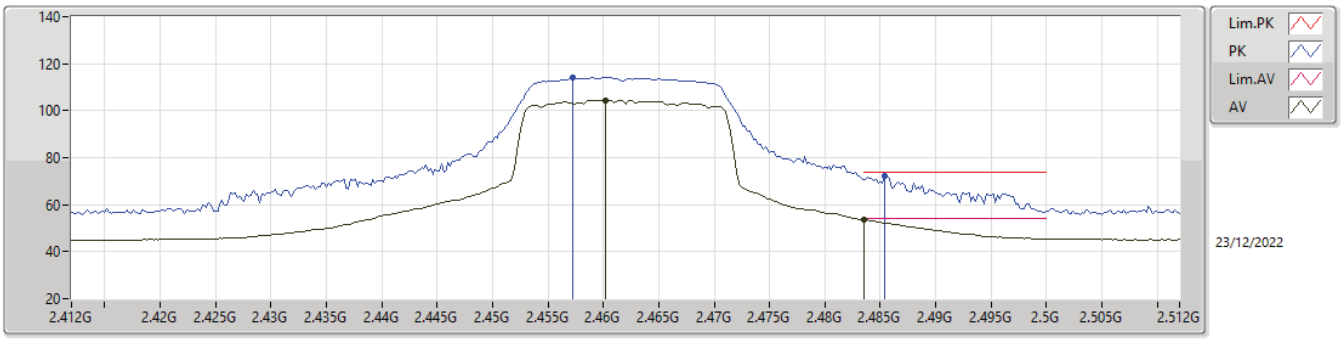

Type	Freq	Level	Limit	Margin	Factor	Dist	Condition	Azimuth	Height	Raw	AF	CL	PA
	(Hz)	(dBuV/m)	(dBuV/m)	(dB)	(dB)	(m)		(°)	(m)	(dBuV)	(dB)	(dB)	(dB)
AV	2.4602G	104.39	Inf	-Inf	32.22	3	Vertical	306	2.62	72.17	27.74	4.48	-
AV	2.4835G	53.51	54.00	-0.49	32.34	3	Vertical	306	2.62	21.17	27.83	4.51	-
PK	2.4572G	114.09	Inf	-Inf	32.21	3	Vertical	306	2.62	81.88	27.73	4.48	-
PK	2.4854G	72.03	74.00	-1.97	32.35	3	Vertical	306	2.62	39.68	27.84	4.51	-

2.4-2.4835GHz_VHT20_Nss1,(MCS0)_2TX

2462MHz_TX

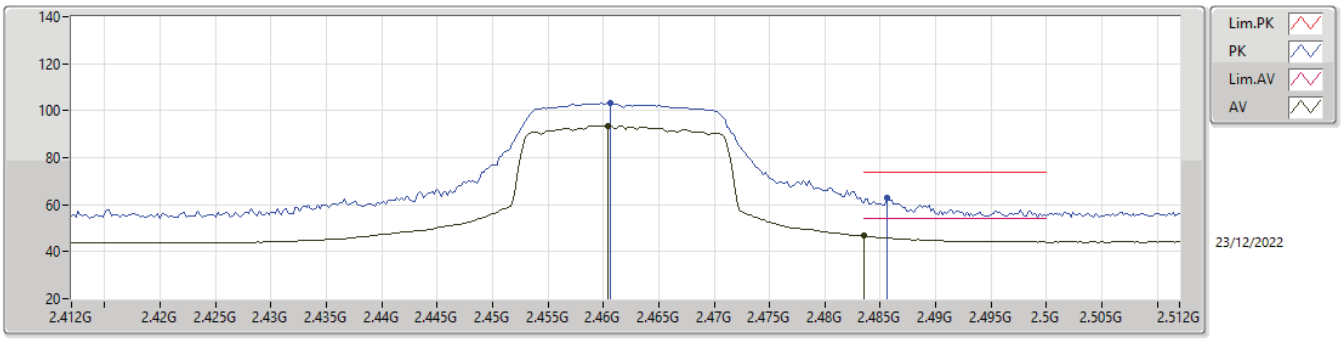

Type	Freq	Level	Limit	Margin	Factor	Dist	Condition	Azimuth	Height	Raw	AF	CL	PA
	(Hz)	(dBuV/m)	(dBuV/m)	(dB)	(dB)	(m)		(°)	(m)	(dBuV)	(dB)	(dB)	(dB)
AV	2.4604G	93.46	Inf	-Inf	32.22	3	Horizontal	256	2.68	61.24	27.74	4.48	-
AV	2.4835G	46.68	54.00	-7.32	32.34	3	Horizontal	256	2.68	14.34	27.83	4.51	-
PK	2.4606G	103.16	Inf	-Inf	32.22	3	Horizontal	256	2.68	70.94	27.74	4.48	-
PK	2.4856G	62.83	74.00	-11.17	32.35	3	Horizontal	256	2.68	30.48	27.84	4.51	-

2.4-2.4835GHz_VHT20_Nss1,(MCS0)_2TX

2462MHz_TX

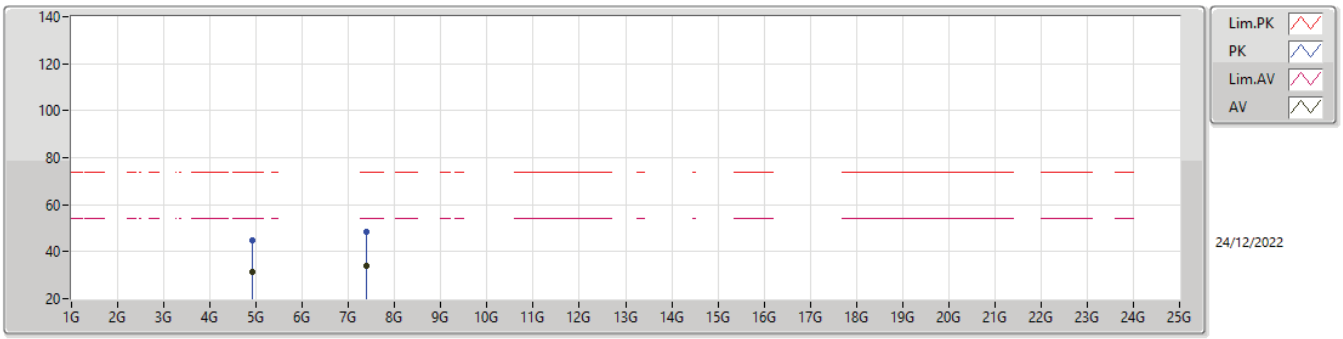

Type	Freq	Level	Limit	Margin	Factor	Dist	Condition	Azimuth	Height	Raw	AF	CL	PA
	(Hz)	(dBuV/m)	(dBuV/m)	(dB)	(dB)	(m)		(°)	(m)	(dBuV)	(dB)	(dB)	(dB)
AV	4.92394G	31.61	54.00	-22.39	5.36	3	Vertical	137	2.00	26.25	32.84	6.67	34.15
AV	7.38432G	33.93	54.00	-20.07	10.47	3	Vertical	356	1.96	23.46	36.46	8.52	34.51
PK	4.92292G	44.87	74.00	-29.13	5.36	3	Vertical	137	2.00	39.51	32.84	6.67	34.15
PK	7.39188G	48.47	74.00	-25.53	10.45	3	Vertical	356	1.96	38.02	36.43	8.53	34.51

2.4-2.4835GHz_VHT20_Nss1,(MCS0)_2TX

2462MHz_TX

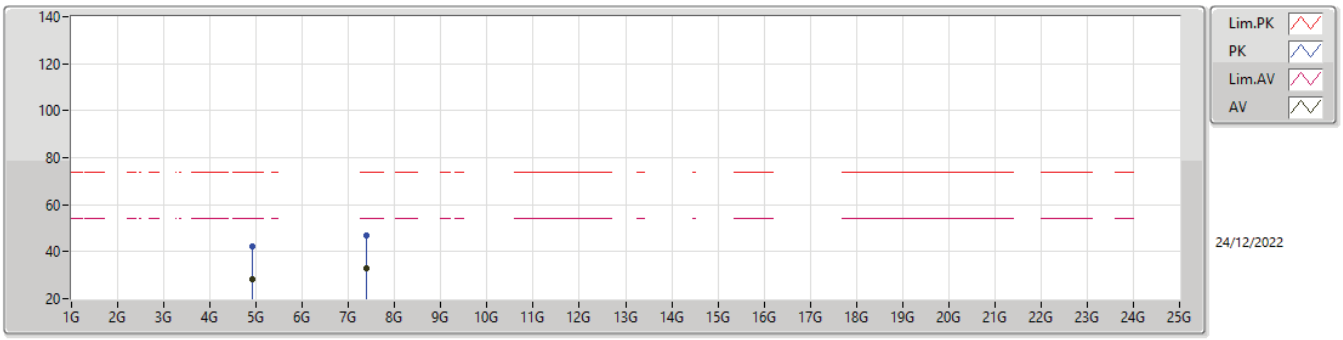

Type	Freq	Level	Limit	Margin	Factor	Dist	Condition	Azimuth	Height	Raw	AF	CL	PA
	(Hz)	(dBuV/m)	(dBuV/m)	(dB)	(dB)	(m)		(°)	(m)	(dBuV)	(dB)	(dB)	(dB)
AV	4.91602G	28.02	54.00	-25.98	5.32	3	Horizontal	218	1.69	22.70	32.80	6.67	34.15
AV	7.3902G	32.77	54.00	-21.23	10.46	3	Horizontal	196	1.50	22.31	36.44	8.53	34.51
PK	4.9174G	42.14	74.00	-31.86	5.32	3	Horizontal	218	1.69	36.82	32.80	6.67	34.15
PK	7.3845G	46.87	74.00	-27.13	10.47	3	Horizontal	196	1.50	36.40	36.46	8.52	34.51

2.4-2.4835GHz_VHT40_Nss1,(MCS0)_2TX

2422MHz_TX

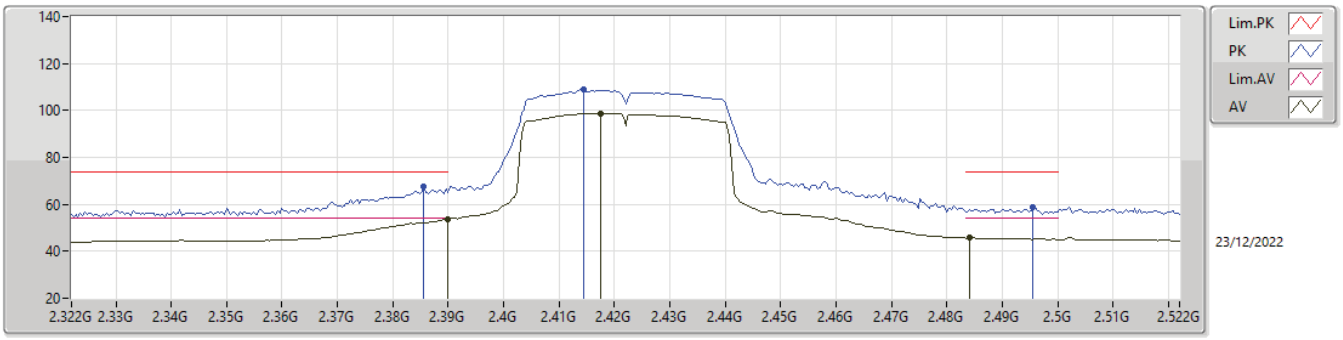

Type	Freq	Level	Limit	Margin	Factor	Dist	Condition	Azimuth	Height	Raw	AF	CL	PA
	(Hz)	(dBuV/m)	(dBuV/m)	(dB)	(dB)	(m)		(°)	(m)	(dBuV)	(dB)	(dB)	(dB)
AV	2.39G	53.74	54.00	-0.26	31.93	3	Vertical	196	2.42	21.81	27.52	4.41	-
AV	2.4176G	98.86	Inf	-Inf	32.08	3	Vertical	196	2.42	66.78	27.64	4.44	-
AV	2.484G	45.68	54.00	-8.32	32.35	3	Vertical	196	2.42	13.33	27.84	4.51	-
PK	2.3856G	67.59	74.00	-6.41	31.89	3	Vertical	196	2.42	35.70	27.48	4.41	-
PK	2.4144G	108.92	Inf	-Inf	32.07	3	Vertical	196	2.42	76.85	27.63	4.44	-
PK	2.4956G	58.89	74.00	-15.11	32.40	3	Vertical	196	2.42	26.49	27.88	4.52	-

2.4-2.4835GHz_VHT40_Nss1,(MCS0)_2TX

2422MHz_TX

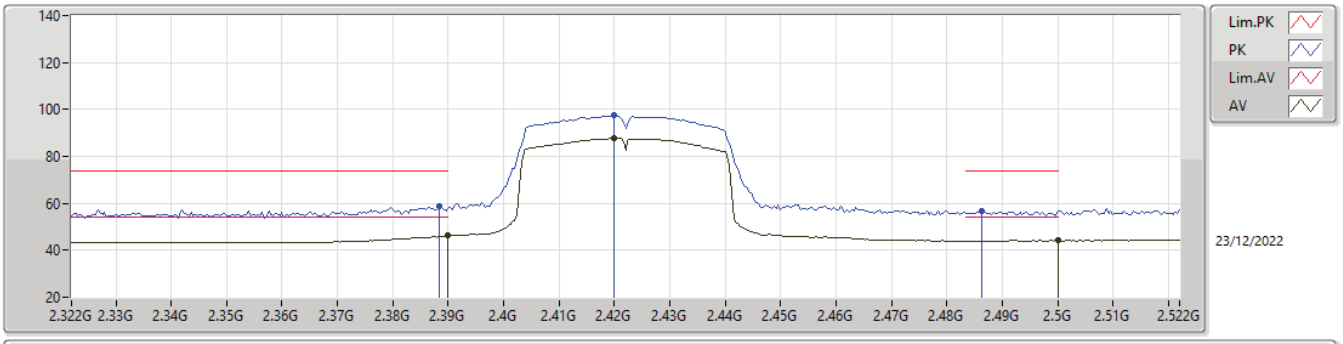

Type	Freq	Level	Limit	Margin	Factor	Dist	Condition	Azimuth	Height	Raw	AF	CL	PA
	(Hz)	(dBuV/m)	(dBuV/m)	(dB)	(dB)	(m)		(°)	(m)	(dBuV)	(dB)	(dB)	(dB)
AV	2.39G	46.23	54.00	-7.77	31.93	3	Horizontal	61	2.13	14.30	27.52	4.41	-
AV	2.42G	87.72	Inf	-Inf	32.08	3	Horizontal	61	2.13	55.64	27.64	4.44	-
AV	2.5G	44.16	54.00	-9.84	32.43	3	Horizontal	61	2.13	11.73	27.90	4.53	-
PK	2.3884G	58.77	74.00	-15.23	31.92	3	Horizontal	61	2.13	26.85	27.51	4.41	-
PK	2.42G	97.34	Inf	-Inf	32.08	3	Horizontal	61	2.13	65.26	27.64	4.44	-
PK	2.4864G	56.74	74.00	-17.26	32.36	3	Horizontal	61	2.13	24.38	27.85	4.51	-

2.4-2.4835GHz_VHT40_Nss1,(MCS0)_2TX

2422MHz_TX

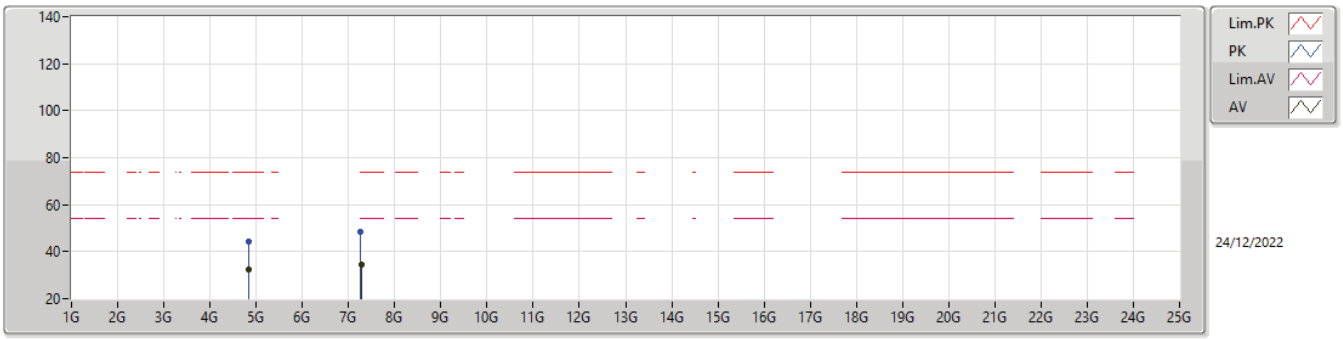

Type	Freq	Level	Limit	Margin	Factor	Dist	Condition	Azimuth	Height	Raw	AF	CL	PA
	(Hz)	(dBuV/m)	(dBuV/m)	(dB)	(dB)	(m)		(°)	(m)	(dBuV)	(dB)	(dB)	(dB)
AV	4.84388G	32.60	54.00	-21.40	4.94	3	Vertical	218	1.50	27.66	32.46	6.66	34.18
AV	7.2696G	34.45	54.00	-19.55	10.69	3	Vertical	6	2.46	23.76	36.92	8.26	34.49
PK	4.844G	44.52	74.00	-29.48	4.94	3	Vertical	218	1.50	39.58	32.46	6.66	34.18
PK	7.26456G	48.51	74.00	-25.49	10.70	3	Vertical	6	2.46	37.81	36.94	8.25	34.49

2.4-2.4835GHz_VHT40_Nss1,(MCS0)_2TX

2422MHz_TX

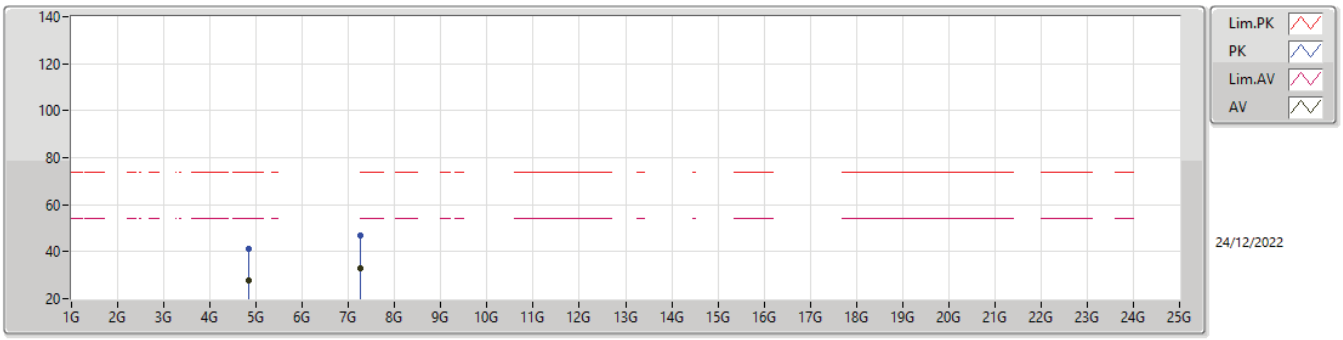

Type	Freq	Level	Limit	Margin	Factor	Dist	Condition	Azimuth	Height	Raw	AF	CL	PA
	(Hz)	(dBuV/m)	(dBuV/m)	(dB)	(dB)	(m)		(°)	(m)	(dBuV)	(dB)	(dB)	(dB)
AV	4.844G	27.69	54.00	-26.31	4.94	3	Horizontal	262	1.38	22.75	32.46	6.66	34.18
AV	7.2528G	33.02	54.00	-20.98	10.73	3	Horizontal	128	1.12	22.29	36.99	8.23	34.49
PK	4.84172G	41.10	74.00	-32.90	4.93	3	Horizontal	262	1.38	36.17	32.45	6.66	34.18
PK	7.25256G	47.02	74.00	-26.98	10.73	3	Horizontal	128	1.12	36.29	36.99	8.23	34.49

2.4-2.4835GHz_VHT40_Nss1,(MCS0)_2TX

2427MHz_TX

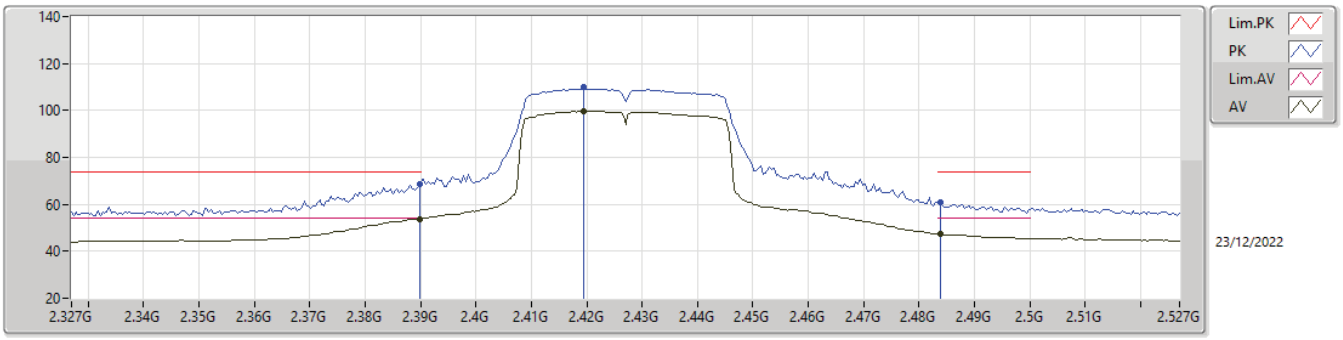

Type	Freq	Level	Limit	Margin	Factor	Dist	Condition	Azimuth	Height	Raw	AF	CL	PA
	(Hz)	(dBuV/m)	(dBuV/m)	(dB)	(dB)	(m)		(°)	(m)	(dBuV)	(dB)	(dB)	(dB)
AV	2.3898G	53.87	54.00	-0.13	31.93	3	Vertical	195	2.42	21.94	27.52	4.41	-
AV	2.4194G	99.63	Inf	-Inf	32.08	3	Vertical	195	2.42	67.55	27.64	4.44	-
AV	2.4838G	47.31	54.00	-6.69	32.35	3	Vertical	195	2.42	14.96	27.84	4.51	-
PK	2.3898G	68.83	74.00	-5.17	31.93	3	Vertical	195	2.42	36.90	27.52	4.41	-
PK	2.4194G	109.97	Inf	-Inf	32.08	3	Vertical	195	2.42	77.89	27.64	4.44	-
PK	2.4838G	60.86	74.00	-13.14	32.35	3	Vertical	195	2.42	28.51	27.84	4.51	-

2.4-2.4835GHz_VHT40_Nss1,(MCS0)_2TX

2427MHz_TX

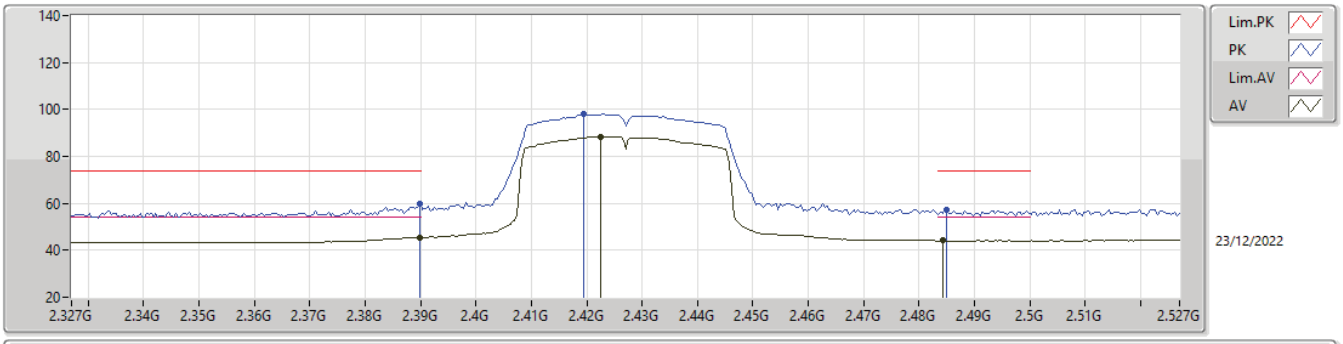

Type	Freq	Level	Limit	Margin	Factor	Dist	Condition	Azimuth	Height	Raw	AF	CL	PA
	(Hz)	(dBuV/m)	(dBuV/m)	(dB)	(dB)	(m)		(°)	(m)	(dBuV)	(dB)	(dB)	(dB)
AV	2.3898G	45.51	54.00	-8.49	31.93	3	Horizontal	60	2.97	13.58	27.52	4.41	-
AV	2.4226G	88.43	Inf	-Inf	32.09	3	Horizontal	60	2.97	56.34	27.65	4.44	-
AV	2.4842G	44.14	54.00	-9.86	32.35	3	Horizontal	60	2.97	11.79	27.84	4.51	-
PK	2.3898G	59.86	74.00	-14.14	31.93	3	Horizontal	60	2.97	27.93	27.52	4.41	-
PK	2.4194G	98.14	Inf	-Inf	32.08	3	Horizontal	60	2.97	66.06	27.64	4.44	-
PK	2.485G	57.08	74.00	-16.92	32.35	3	Horizontal	60	2.97	24.73	27.84	4.51	-

2.4-2.4835GHz_VHT40_Nss1,(MCS0)_2TX

2437MHz_TX

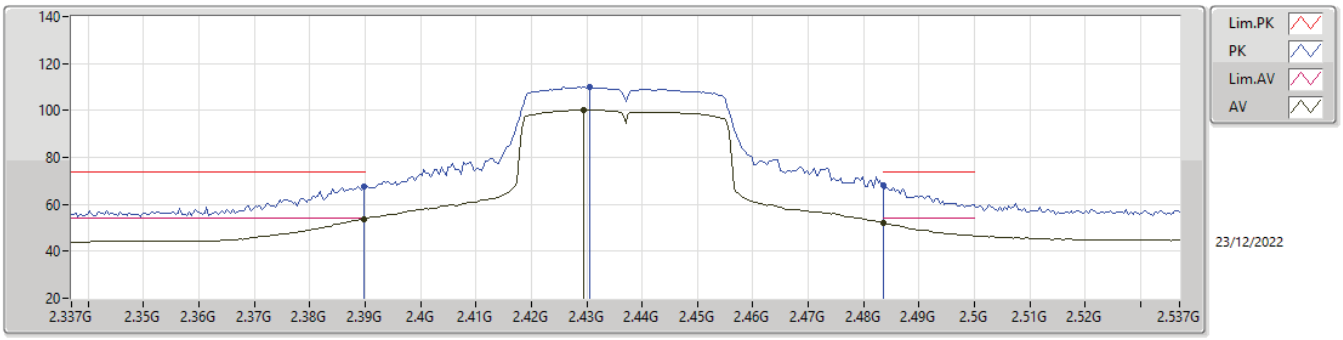

Type	Freq	Level	Limit	Margin	Factor	Dist	Condition	Azimuth	Height	Raw	AF	CL	PA
	(Hz)	(dBuV/m)	(dBuV/m)	(dB)	(dB)	(m)		(°)	(m)	(dBuV)	(dB)	(dB)	(dB)
AV	2.3898G	53.80	54.00	-0.20	31.93	3	Vertical	77	2.49	21.87	27.52	4.41	-
AV	2.4294G	100.28	Inf	-Inf	32.11	3	Vertical	77	2.49	68.17	27.66	4.45	-
AV	2.4835G	52.27	54.00	-1.73	32.34	3	Vertical	77	2.49	19.93	27.83	4.51	-
PK	2.3898G	67.81	74.00	-6.19	31.93	3	Vertical	77	2.49	35.88	27.52	4.41	-
PK	2.4306G	110.10	Inf	-Inf	32.11	3	Vertical	77	2.49	77.99	27.66	4.45	-
PK	2.4835G	67.95	74.00	-6.05	32.34	3	Vertical	77	2.49	35.61	27.83	4.51	-

2.4-2.4835GHz_VHT40_Nss1,(MCS0)_2TX

2437MHz_TX

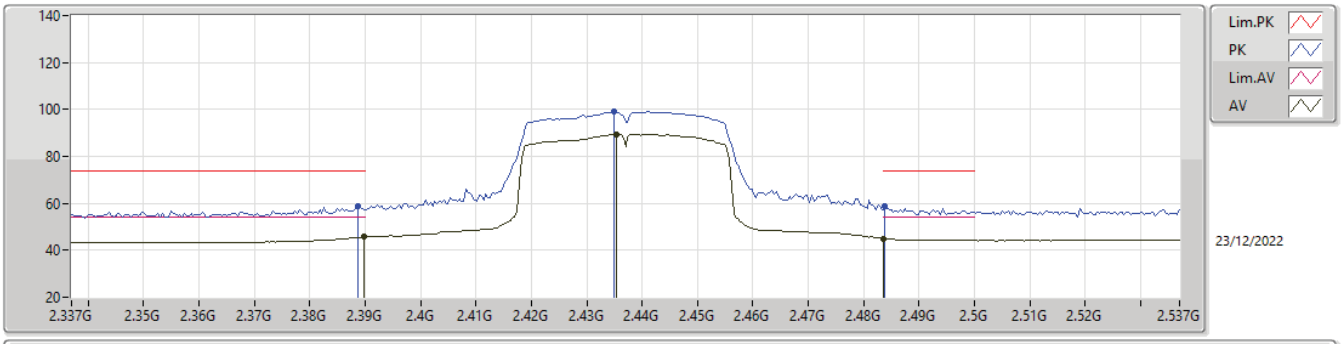

Type	Freq	Level	Limit	Margin	Factor	Dist	Condition	Azimuth	Height	Raw	AF	CL	PA
	(Hz)	(dBuV/m)	(dBuV/m)	(dB)	(dB)	(m)		(°)	(m)	(dBuV)	(dB)	(dB)	(dB)
AV	2.3898G	45.65	54.00	-8.35	31.93	3	Horizontal	58	1.24	13.72	27.52	4.41	-
AV	2.4354G	89.40	Inf	-Inf	32.13	3	Horizontal	58	1.24	57.27	27.67	4.46	-
AV	2.4835G	45.02	54.00	-8.98	32.34	3	Horizontal	58	1.24	12.68	27.83	4.51	-
PK	2.3886G	58.85	74.00	-15.15	31.92	3	Horizontal	58	1.24	26.93	27.51	4.41	-
PK	2.435G	99.01	Inf	-Inf	32.13	3	Horizontal	58	1.24	66.88	27.67	4.46	-
PK	2.4838G	58.60	74.00	-15.40	32.35	3	Horizontal	58	1.24	26.25	27.84	4.51	-

2.4-2.4835GHz_VHT40_Nss1,(MCS0)_2TX

2437MHz_TX

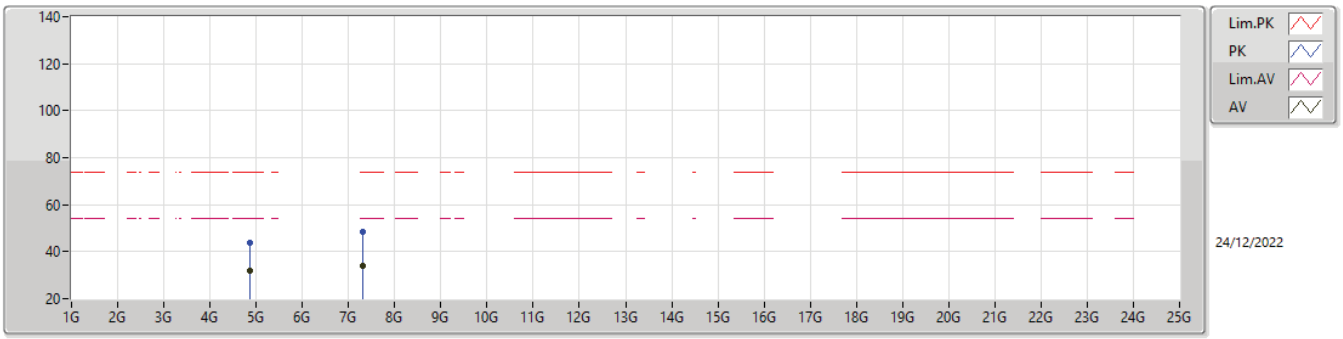

Type	Freq	Level	Limit	Margin	Factor	Dist	Condition	Azimuth	Height	Raw	AF	CL	PA
	(Hz)	(dBuV/m)	(dBuV/m)	(dB)	(dB)	(m)		(°)	(m)	(dBuV)	(dB)	(dB)	(dB)
AV	4.874G	31.66	54.00	-22.34	5.09	3	Vertical	136	1.00	26.57	32.60	6.66	34.17
AV	7.31436G	34.17	54.00	-19.83	10.60	3	Vertical	98	2.00	23.57	36.74	8.36	34.50
PK	4.8716G	43.94	74.00	-30.06	5.08	3	Vertical	136	1.00	38.86	32.59	6.66	34.17
PK	7.29996G	48.24	74.00	-25.76	10.63	3	Vertical	98	2.00	37.61	36.80	8.33	34.50

2.4-2.4835GHz_VHT40_Nss1,(MCS0)_2TX

2437MHz_TX

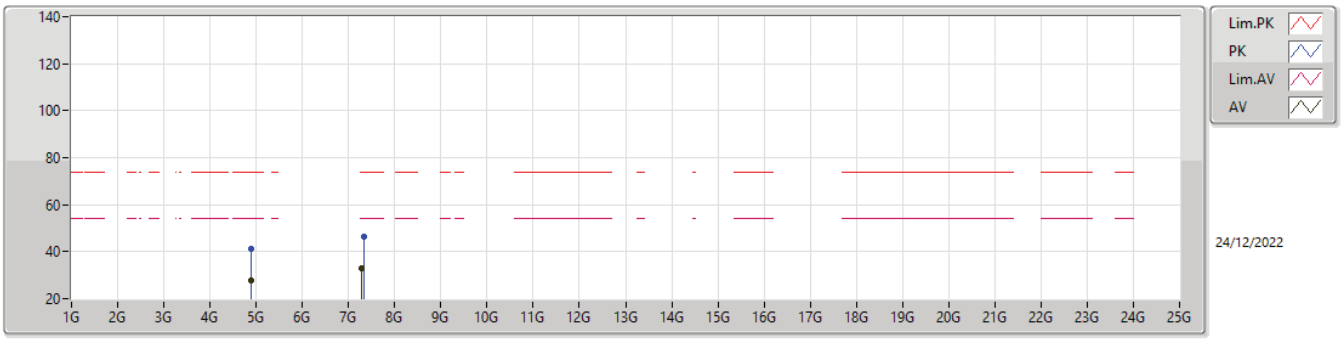

Type	Freq	Level	Limit	Margin	Factor	Dist	Condition	Azimuth	Height	Raw	AF	CL	PA
	(Hz)	(dBuV/m)	(dBuV/m)	(dB)	(dB)	(m)		(°)	(m)	(dBuV)	(dB)	(dB)	(dB)
AV	4.88432G	27.80	54.00	-26.20	5.14	3	Horizontal	228	2.78	22.66	32.64	6.66	34.16
AV	7.28232G	32.96	54.00	-21.04	10.67	3	Horizontal	157	2.05	22.29	36.87	8.29	34.49
PK	4.88G	41.36	74.00	-32.64	5.12	3	Horizontal	228	2.78	36.24	32.62	6.66	34.16
PK	7.32204G	46.50	74.00	-27.50	10.59	3	Horizontal	157	2.05	35.91	36.71	8.38	34.50

2.4-2.4835GHz_VHT40_Nss1,(MCS0)_2TX

2447MHz_TX

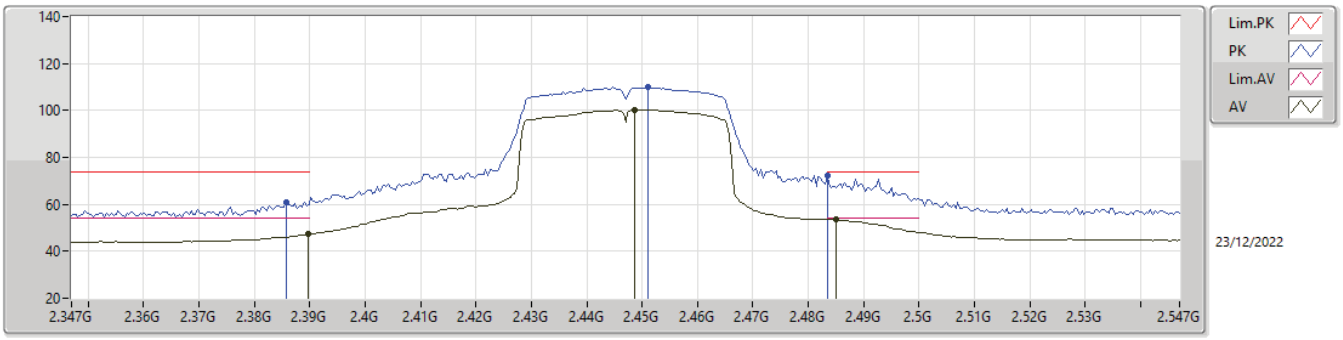

Type	Freq	Level	Limit	Margin	Factor	Dist	Condition	Azimuth	Height	Raw	AF	CL	PA
	(Hz)	(dBuV/m)	(dBuV/m)	(dB)	(dB)	(m)		(°)	(m)	(dBuV)	(dB)	(dB)	(dB)
AV	2.3898G	47.28	54.00	-6.72	31.93	3	Vertical	74	2.74	15.35	27.52	4.41	-
AV	2.4486G	100.25	Inf	-Inf	32.17	3	Vertical	74	2.74	68.08	27.70	4.47	-
AV	2.485G	53.69	54.00	-0.31	32.35	3	Vertical	74	2.74	21.34	27.84	4.51	-
PK	2.3858G	61.12	74.00	-12.88	31.90	3	Vertical	74	2.74	29.22	27.49	4.41	-
PK	2.451G	110.03	Inf	-Inf	32.17	3	Vertical	74	2.74	77.86	27.70	4.47	-
PK	2.4835G	72.05	74.00	-1.95	32.34	3	Vertical	74	2.74	39.71	27.83	4.51	-

2.4-2.4835GHz_VHT40_Nss1,(MCS0)_2TX

2447MHz_TX

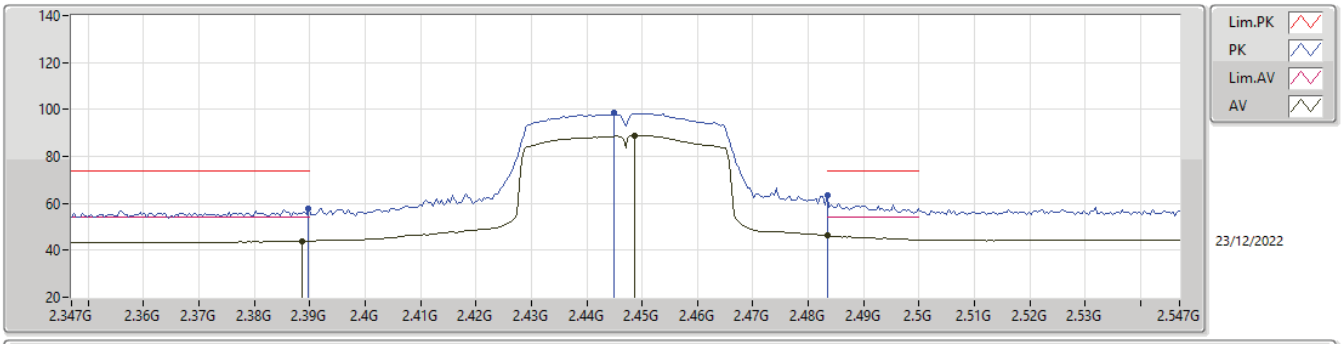

Type	Freq	Level	Limit	Margin	Factor	Dist	Condition	Azimuth	Height	Raw	AF	CL	PA
	(Hz)	(dBuV/m)	(dBuV/m)	(dB)	(dB)	(m)		(°)	(m)	(dBuV)	(dB)	(dB)	(dB)
AV	2.3886G	43.97	54.00	-10.03	31.92	3	Horizontal	62	1.28	12.05	27.51	4.41	-
AV	2.4486G	88.91	Inf	-Inf	32.17	3	Horizontal	62	1.28	56.74	27.70	4.47	-
AV	2.4835G	46.25	54.00	-7.75	32.34	3	Horizontal	62	1.28	13.91	27.83	4.51	-
PK	2.3898G	57.58	74.00	-16.42	31.93	3	Horizontal	62	1.28	25.65	27.52	4.41	-
PK	2.445G	98.42	Inf	-Inf	32.16	3	Horizontal	62	1.28	66.26	27.69	4.47	-
PK	2.4835G	63.25	74.00	-10.75	32.34	3	Horizontal	62	1.28	30.91	27.83	4.51	-

2.4-2.4835GHz_VHT40_Nss1,(MCS0)_2TX

2452MHz_TX

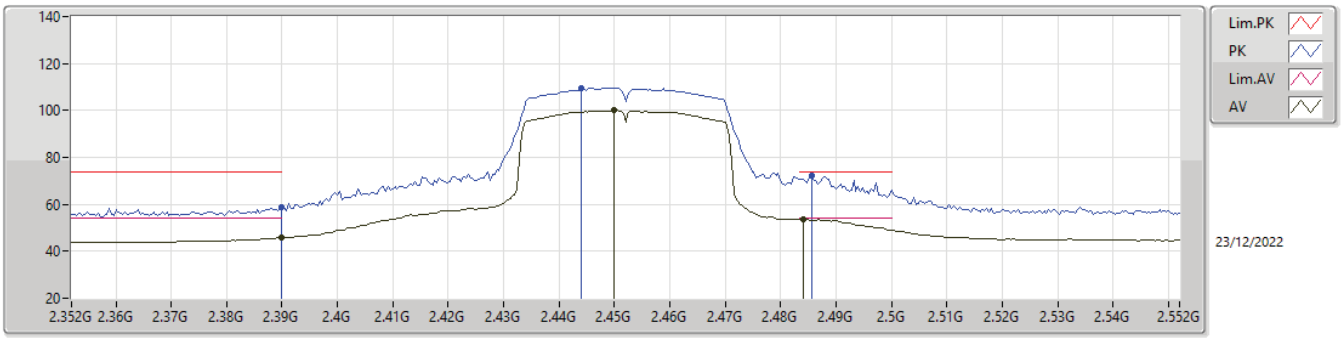

Type	Freq	Level	Limit	Margin	Factor	Dist	Condition	Azimuth	Height	Raw	AF	CL	PA
	(Hz)	(dBuV/m)	(dBuV/m)	(dB)	(dB)	(m)		(°)	(m)	(dBuV)	(dB)	(dB)	(dB)
AV	2.39G	45.82	54.00	-8.18	31.93	3	Vertical	74	2.74	13.89	27.52	4.41	-
AV	2.45G	100.06	Inf	-Inf	32.17	3	Vertical	74	2.74	67.89	27.70	4.47	-
AV	2.484G	53.52	54.00	-0.48	32.35	3	Vertical	74	2.74	21.17	27.84	4.51	-
PK	2.39G	59.01	74.00	-14.99	31.93	3	Vertical	74	2.74	27.08	27.52	4.41	-
PK	2.444G	109.56	Inf	-Inf	32.16	3	Vertical	74	2.74	77.40	27.69	4.47	-
PK	2.4856G	72.03	74.00	-1.97	32.35	3	Vertical	74	2.74	39.68	27.84	4.51	-

2.4-2.4835GHz_VHT40_Nss1,(MCS0)_2TX

2452MHz_TX

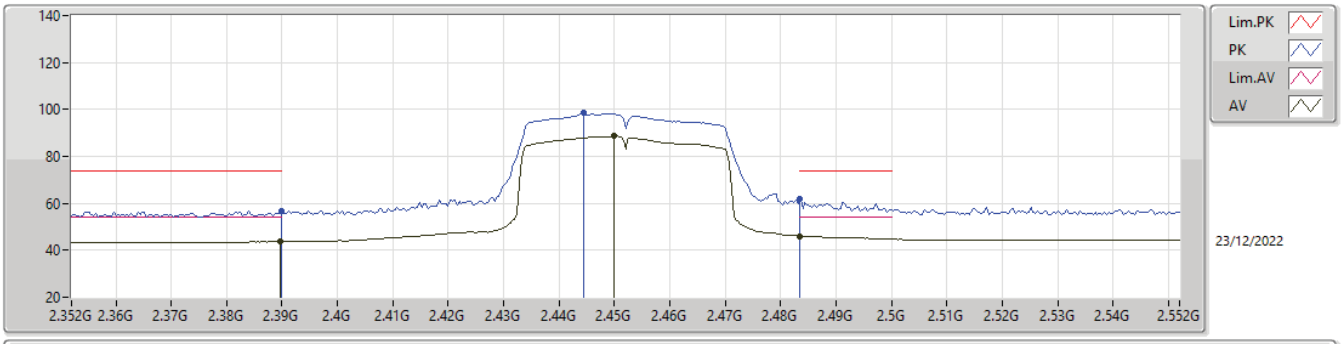

Type	Freq	Level	Limit	Margin	Factor	Dist	Condition	Azimuth	Height	Raw	AF	CL	PA
	(Hz)	(dBuV/m)	(dBuV/m)	(dB)	(dB)	(m)		(°)	(m)	(dBuV)	(dB)	(dB)	(dB)
AV	2.3896G	43.72	54.00	-10.28	31.93	3	Horizontal	62	1.27	11.79	27.52	4.41	-
AV	2.45G	88.59	Inf	-Inf	32.17	3	Horizontal	62	1.27	56.42	27.70	4.47	-
AV	2.4835G	46.06	54.00	-7.94	32.34	3	Horizontal	62	1.27	13.72	27.83	4.51	-
PK	2.39G	56.66	74.00	-17.34	31.93	3	Horizontal	62	1.27	24.73	27.52	4.41	-
PK	2.4444G	98.39	Inf	-Inf	32.16	3	Horizontal	62	1.27	66.23	27.69	4.47	-
PK	2.4835G	61.64	74.00	-12.36	32.34	3	Horizontal	62	1.27	29.30	27.83	4.51	-

2.4-2.4835GHz_VHT40_Nss1,(MCS0)_2TX

2452MHz_TX

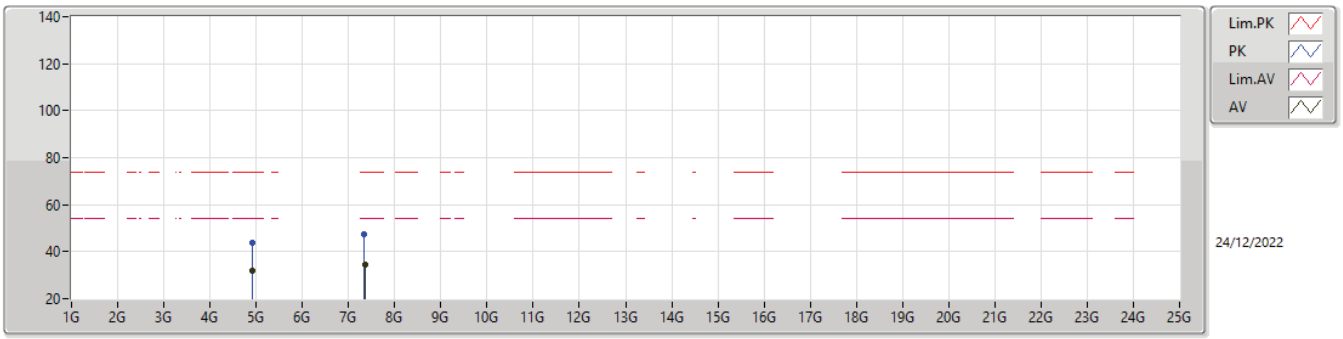

Type	Freq	Level	Limit	Margin	Factor	Dist	Condition	Azimuth	Height	Raw	AF	CL	PA
	(Hz)	(dBuV/m)	(dBuV/m)	(dB)	(dB)	(m)		(°)	(m)	(dBuV)	(dB)	(dB)	(dB)
AV	4.904G	31.85	54.00	-22.15	5.24	3	Vertical	217	1.94	26.61	32.72	6.67	34.15
AV	7.35708G	34.34	54.00	-19.66	10.53	3	Vertical	48	2.08	23.81	36.57	8.46	34.50
PK	4.90388G	43.70	74.00	-30.30	5.24	3	Vertical	217	1.94	38.46	32.72	6.67	34.15
PK	7.33836G	47.60	74.00	-26.40	10.56	3	Vertical	48	2.08	37.04	36.65	8.41	34.50

2.4-2.4835GHz_VHT40_Nss1,(MCS0)_2TX

2452MHz_TX

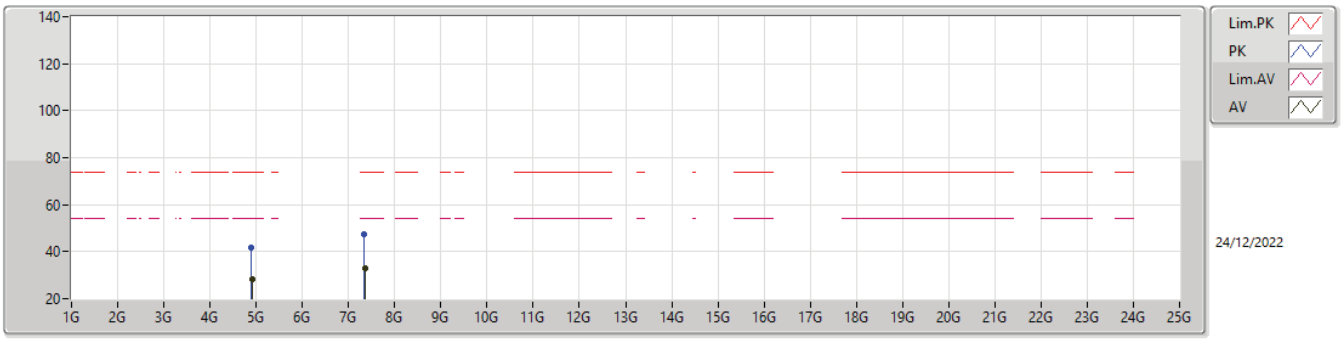

Type	Freq	Level	Limit	Margin	Factor	Dist	Condition	Azimuth	Height	Raw	AF	CL	PA
	(Hz)	(dBuV/m)	(dBuV/m)	(dB)	(dB)	(m)		(°)	(m)	(dBuV)	(dB)	(dB)	(dB)
AV	4.90412G	28.23	54.00	-25.77	5.24	3	Horizontal	265	1.21	22.99	32.72	6.67	34.15
AV	7.35984G	33.17	54.00	-20.83	10.52	3	Horizontal	347	2.32	22.65	36.56	8.46	34.50
PK	4.88864G	41.67	74.00	-32.33	5.15	3	Horizontal	265	1.21	36.52	32.65	6.66	34.16
PK	7.32636G	47.44	74.00	-26.56	10.58	3	Horizontal	347	2.32	36.86	36.69	8.39	34.50

Summary

Mode	Result	Type	Freq (Hz)	Level (dBuV/m)	Limit (dBuV/m)	Margin (dB)	Dist (m)	Condition	Azimuth (°)	Height (m)
2.4-2.4835GHz	-	-	-	-	-	-	-	-	-	-
802.11b_Nss1,(1Mbps)_2TX	Pass	PK	53.28M	34.08	40.00	-5.92	3	Vertical	360	1.00

Result

Mode	Result	Type	Freq (Hz)	Level (dBuV/m)	Limit (dBuV/m)	Margin (dB)	Dist (m)	Condition	Azimuth (°)	Height (m)
802.11b_Nss1,(1Mbps)_2TX	-	-	-	-	-	-	-	-	-	-
2437MHz	Pass	PK	30M	33.35	40.00	-6.65	3	Vertical	360	1.00
2437MHz	Pass	PK	53.28M	34.08	40.00	-5.92	3	Vertical	360	1.00
2437MHz	Pass	PK	99.84M	33.51	43.50	-9.99	3	Vertical	360	1.00
2437MHz	Pass	PK	297.72M	34.01	46.00	-11.99	3	Vertical	360	1.00
2437MHz	Pass	PK	398.6M	28.94	46.00	-17.06	3	Vertical	360	1.00
2437MHz	Pass	PK	515M	32.96	46.00	-13.04	3	Vertical	360	1.00
2437MHz	Pass	PK	47.46M	33.30	40.00	-6.70	3	Horizontal	0	1.00
2437MHz	Pass	PK	99.84M	35.28	43.50	-8.22	3	Horizontal	0	1.00
2437MHz	Pass	PK	140.58M	26.71	43.50	-16.79	3	Horizontal	0	1.00
2437MHz	Pass	PK	297.72M	34.02	46.00	-11.98	3	Horizontal	0	1.00
2437MHz	Pass	PK	379.2M	33.99	46.00	-12.01	3	Horizontal	0	1.00
2437MHz	Pass	PK	524.7M	32.39	46.00	-13.61	3	Horizontal	0	1.00

2.4-2.4835GHz_802.11b_Nss1,(1Mbps)_2TX

2437MHz_Fixture

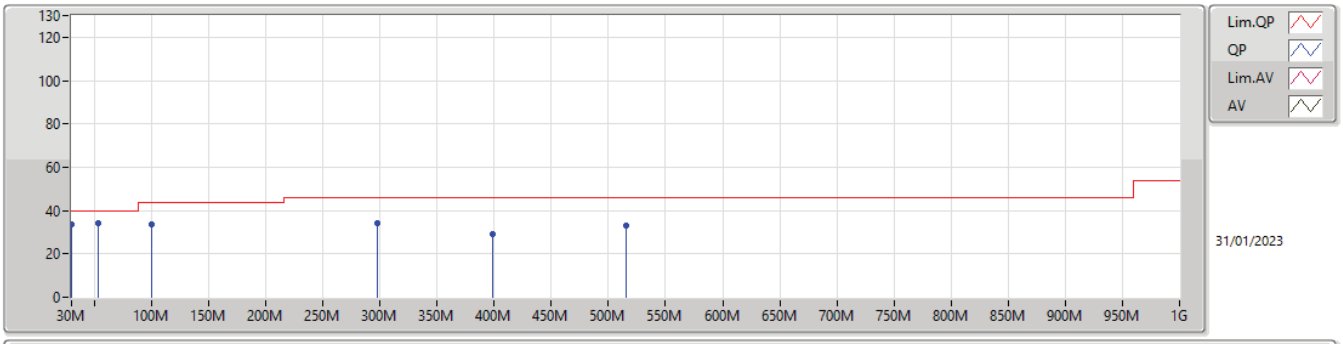

Type	Freq	Level	Limit	Margin	Factor	Dist	Condition	Azimuth	Height	Raw	AF	CL	PA
	(Hz)	(dBuV/m)	(dBuV/m)	(dB)	(dB)	(m)		(°)	(m)	(dBuV)	(dB)	(dB)	(dB)
PK	30M	33.35	40.00	-6.65	-2.61	3	Vertical	360	1.00	35.96	23.14	1.21	26.96
PK	53.28M	34.08	40.00	-5.92	-13.74	3	Vertical	360	1.00	47.82	12.34	1.44	27.52
PK	99.84M	33.51	43.50	-9.99	-9.85	3	Vertical	360	1.00	43.36	16.04	1.93	27.82
PK	297.72M	34.01	46.00	-11.99	-5.60	3	Vertical	360	1.00	39.61	18.31	3.28	27.19
PK	398.6M	28.94	46.00	-17.06	-3.15	3	Vertical	360	1.00	32.09	20.89	3.79	27.83
PK	515M	32.96	46.00	-13.04	-1.33	3	Vertical	360	1.00	34.29	22.66	4.44	28.43

2.4-2.4835GHz_802.11b_Nss1,(1Mbps)_2TX

2437MHz_Fixture

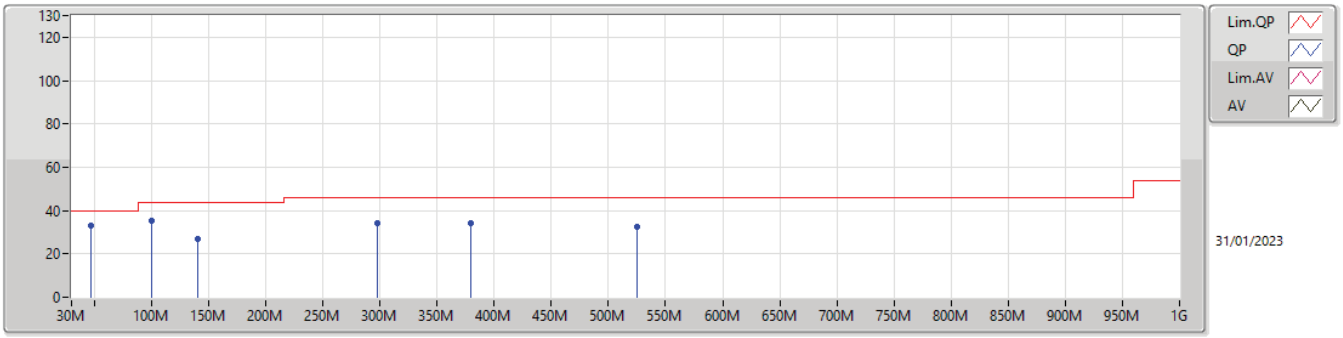

Type	Freq	Level	Limit	Margin	Factor	Dist	Condition	Azimuth	Height	Raw	AF	CL	PA
	(Hz)	(dBuV/m)	(dBuV/m)	(dB)	(dB)	(m)		(°)	(m)	(dBuV)	(dB)	(dB)	(dB)
PK	47.46M	33.30	40.00	-6.70	-11.46	3	Horizontal	0	1.00	44.76	14.39	1.44	27.29
PK	99.84M	35.28	43.50	-8.22	-9.85	3	Horizontal	0	1.00	45.13	16.04	1.93	27.82
PK	140.58M	26.71	43.50	-16.79	-9.07	3	Horizontal	0	1.00	35.78	16.32	2.33	27.72
PK	297.72M	34.02	46.00	-11.98	-5.60	3	Horizontal	0	1.00	39.62	18.31	3.28	27.19
PK	379.2M	33.99	46.00	-12.01	-5.34	3	Horizontal	0	1.00	39.33	20.08	2.28	27.70
PK	524.7M	32.39	46.00	-13.61	-1.27	3	Horizontal	0	1.00	33.66	22.76	4.46	28.49

Summary

Mode	Result	Type	Freq (Hz)	Level (dBuV/m)	Limit (dBuV/m)	Margin (dB)	Dist (m)	Condition	Azimuth (°)	Height (m)
2.4-2.4835GHz	-	-	-	-	-	-	-	-	-	-
802.11b_Nss1,(1Mbps)_2TX	Pass	AV	2.39G	53.86	54.00	-0.14	3	Horizontal	195	2.68
802.11g_Nss1,(6Mbps)_2TX	Pass	AV	2.484G	53.80	54.00	-0.20	3	Horizontal	170	2.90
VHT20_Nss1,(MCS0)_2TX	Pass	AV	2.39G	53.79	54.00	-0.21	3	Horizontal	198	3.00
VHT40_Nss1,(MCS0)_2TX	Pass	AV	2.39G	53.79	54.00	-0.21	3	Horizontal	146	2.66

Result

Mode	Result	Type	Freq (Hz)	Level (dBuV/m)	Limit (dBuV/m)	Margin (dB)	Dist (m)	Condition	Azimuth (°)	Height (m)
802.11b_Nss1,(1Mbps)_2TX	-	-	-	-	-	-	-	-	-	-
2412MHz	Pass	AV	2.39G	45.88	54.00	-8.12	3	Vertical	282	2.18
2412MHz	Pass	AV	2.4138G	106.18	Inf	-Inf	3	Vertical	282	2.18
2412MHz	Pass	PK	2.385G	58.60	74.00	-15.40	3	Vertical	282	2.18
2412MHz	Pass	PK	2.4136G	108.69	Inf	-Inf	3	Vertical	282	2.18
2412MHz	Pass	AV	2.3862G	53.41	54.00	-0.59	3	Horizontal	196	3.00
2412MHz	Pass	AV	2.4128G	111.16	Inf	-Inf	3	Horizontal	196	3.00
2412MHz	Pass	PK	2.386G	61.50	74.00	-12.50	3	Horizontal	196	3.00
2412MHz	Pass	PK	2.413G	113.79	Inf	-Inf	3	Horizontal	196	3.00
2412MHz	Pass	AV	4.824G	36.75	54.00	-17.25	3	Vertical	273	1.44
2412MHz	Pass	PK	4.824G	42.86	74.00	-31.14	3	Vertical	273	1.44
2412MHz	Pass	AV	4.82406G	44.49	54.00	-9.51	3	Horizontal	11	2.83
2412MHz	Pass	PK	4.82412G	48.17	74.00	-25.83	3	Horizontal	11	2.83
2417MHz	Pass	AV	2.39G	48.71	54.00	-5.29	3	Vertical	281	2.20
2417MHz	Pass	AV	2.4188G	106.81	Inf	-Inf	3	Vertical	281	2.20
2417MHz	Pass	PK	2.3896G	58.87	74.00	-15.13	3	Vertical	281	2.20
2417MHz	Pass	PK	2.4186G	109.26	Inf	-Inf	3	Vertical	281	2.20
2417MHz	Pass	AV	2.39G	53.86	54.00	-0.14	3	Horizontal	195	2.68
2417MHz	Pass	AV	2.4178G	111.42	Inf	-Inf	3	Horizontal	195	2.68
2417MHz	Pass	PK	2.39G	61.67	74.00	-12.33	3	Horizontal	195	2.68
2417MHz	Pass	PK	2.418G	114.09	Inf	-Inf	3	Horizontal	195	2.68
2437MHz	Pass	AV	2.3894G	44.12	54.00	-9.88	3	Vertical	283	2.40
2437MHz	Pass	AV	2.4386G	106.43	Inf	-Inf	3	Vertical	283	2.40
2437MHz	Pass	AV	2.4838G	44.38	54.00	-9.62	3	Vertical	283	2.40
2437MHz	Pass	PK	2.3886G	56.55	74.00	-17.45	3	Vertical	283	2.40
2437MHz	Pass	PK	2.4386G	108.97	Inf	-Inf	3	Vertical	283	2.40
2437MHz	Pass	PK	2.4902G	57.22	74.00	-16.78	3	Vertical	283	2.40
2437MHz	Pass	AV	2.3898G	45.49	54.00	-8.51	3	Horizontal	169	2.92
2437MHz	Pass	AV	2.4398G	113.25	Inf	-Inf	3	Horizontal	169	2.92
2437MHz	Pass	AV	2.485G	50.04	54.00	-3.96	3	Horizontal	169	2.92
2437MHz	Pass	PK	2.3806G	57.61	74.00	-16.39	3	Horizontal	169	2.92
2437MHz	Pass	PK	2.4398G	116.39	Inf	-Inf	3	Horizontal	169	2.92
2437MHz	Pass	PK	2.485G	59.98	74.00	-14.02	3	Horizontal	169	2.92
2437MHz	Pass	AV	4.87406G	48.51	54.00	-5.49	3	Vertical	111	2.61
2437MHz	Pass	AV	7.30938G	43.05	54.00	-10.95	3	Vertical	243	3.00
2437MHz	Pass	PK	4.87412G	50.85	74.00	-23.15	3	Vertical	111	2.61
2437MHz	Pass	PK	7.30968G	50.66	74.00	-23.34	3	Vertical	243	3.00
2437MHz	Pass	AV	4.87408G	52.03	54.00	-1.97	3	Horizontal	32	2.66
2437MHz	Pass	AV	7.31388G	45.61	54.00	-8.39	3	Horizontal	27	2.37
2437MHz	Pass	PK	4.87408G	53.78	74.00	-20.22	3	Horizontal	32	2.66
2437MHz	Pass	PK	7.31388G	52.03	74.00	-21.97	3	Horizontal	27	2.37
2457MHz	Pass	AV	2.4588G	104.76	Inf	-Inf	3	Vertical	277	2.56
2457MHz	Pass	AV	2.486G	45.24	54.00	-8.76	3	Vertical	277	2.56
2457MHz	Pass	PK	2.4598G	107.25	Inf	-Inf	3	Vertical	277	2.56
2457MHz	Pass	PK	2.4835G	57.70	74.00	-16.30	3	Vertical	277	2.56
2457MHz	Pass	AV	2.4588G	112.21	Inf	-Inf	3	Horizontal	194	2.91
2457MHz	Pass	AV	2.4835G	53.11	54.00	-0.89	3	Horizontal	194	2.91
2457MHz	Pass	PK	2.458G	114.89	Inf	-Inf	3	Horizontal	194	2.91
2457MHz	Pass	PK	2.4836G	62.27	74.00	-11.73	3	Horizontal	194	2.91
2462MHz	Pass	AV	2.4638G	104.01	Inf	-Inf	3	Vertical	282	2.35
2462MHz	Pass	AV	2.4835G	45.91	54.00	-8.09	3	Vertical	282	2.35
2462MHz	Pass	PK	2.463G	106.60	Inf	-Inf	3	Vertical	282	2.35
2462MHz	Pass	PK	2.4838G	57.82	74.00	-16.18	3	Vertical	282	2.35
2462MHz	Pass	AV	2.4628G	110.99	Inf	-Inf	3	Horizontal	193	2.91
2462MHz	Pass	AV	2.4835G	53.04	54.00	-0.96	3	Horizontal	193	2.91
2462MHz	Pass	PK	2.463G	113.69	Inf	-Inf	3	Horizontal	193	2.91
2462MHz	Pass	PK	2.4836G	61.42	74.00	-12.58	3	Horizontal	193	2.91
2462MHz	Pass	AV	4.924G	37.70	54.00	-16.30	3	Vertical	275	1.40
2462MHz	Pass	AV	7.3878G	37.44	54.00	-16.56	3	Vertical	131	2.97
2462MHz	Pass	PK	4.924G	43.88	74.00	-30.12	3	Vertical	275	1.40
2462MHz	Pass	PK	7.38894G	47.97	74.00	-26.03	3	Vertical	131	2.97

Mode	Result	Type	Freq (Hz)	Level (dBuV/m)	Limit (dBuV/m)	Margin (dB)	Dist (m)	Condition	Azimuth (°)	Height (m)
2462MHz	Pass	AV	4.924G	46.35	54.00	-7.65	3	Horizontal	7	2.47
2462MHz	Pass	AV	7.38678G	44.33	54.00	-9.67	3	Horizontal	28	2.24
2462MHz	Pass	PK	4.92388G	49.26	74.00	-24.74	3	Horizontal	7	2.47
2462MHz	Pass	PK	7.38732G	51.27	74.00	-22.73	3	Horizontal	28	2.24
802.11g_Nss1,(6Mbps)_2TX	-	-	-	-	-	-	-	-	-	-
2412MHz	Pass	AV	2.3878G	48.42	54.00	-5.58	3	Vertical	281	2.08
2412MHz	Pass	AV	2.4126G	97.35	Inf	-Inf	3	Vertical	281	2.08
2412MHz	Pass	PK	2.388G	65.37	74.00	-8.63	3	Vertical	281	2.08
2412MHz	Pass	PK	2.4176G	107.02	Inf	-Inf	3	Vertical	281	2.08
2412MHz	Pass	AV	2.39G	53.04	54.00	-0.96	3	Horizontal	165	2.40
2412MHz	Pass	AV	2.4158G	102.26	Inf	-Inf	3	Horizontal	165	2.40
2412MHz	Pass	PK	2.39G	69.54	74.00	-4.46	3	Horizontal	165	2.40
2412MHz	Pass	PK	2.4158G	111.64	Inf	-Inf	3	Horizontal	165	2.40
2412MHz	Pass	AV	4.824G	30.19	54.00	-23.81	3	Vertical	110	2.52
2412MHz	Pass	PK	4.81976G	43.23	74.00	-30.77	3	Vertical	110	2.52
2412MHz	Pass	AV	4.82392G	32.91	54.00	-21.09	3	Horizontal	36	2.31
2412MHz	Pass	PK	4.8236G	46.17	74.00	-27.83	3	Horizontal	36	2.31
2417MHz	Pass	AV	2.3882G	49.28	54.00	-4.72	3	Vertical	279	2.34
2417MHz	Pass	AV	2.4186G	100.25	Inf	-Inf	3	Vertical	279	2.34
2417MHz	Pass	PK	2.3892G	66.49	74.00	-7.51	3	Vertical	279	2.34
2417MHz	Pass	PK	2.4184G	109.60	Inf	-Inf	3	Vertical	279	2.34
2417MHz	Pass	AV	2.39G	53.68	54.00	-0.32	3	Horizontal	165	2.97
2417MHz	Pass	AV	2.4176G	106.51	Inf	-Inf	3	Horizontal	165	2.97
2417MHz	Pass	PK	2.3874G	70.87	74.00	-3.13	3	Horizontal	165	2.97
2417MHz	Pass	PK	2.4178G	115.66	Inf	-Inf	3	Horizontal	165	2.97
2437MHz	Pass	AV	2.3874G	46.09	54.00	-7.91	3	Vertical	281	2.30
2437MHz	Pass	AV	2.4378G	102.47	Inf	-Inf	3	Vertical	281	2.30
2437MHz	Pass	AV	2.4866G	47.68	54.00	-6.32	3	Vertical	281	2.30
2437MHz	Pass	PK	2.3882G	60.43	74.00	-13.57	3	Vertical	281	2.30
2437MHz	Pass	PK	2.4426G	112.31	Inf	-Inf	3	Vertical	281	2.30
2437MHz	Pass	PK	2.487G	62.76	74.00	-11.24	3	Vertical	281	2.30
2437MHz	Pass	AV	2.3898G	50.24	54.00	-3.76	3	Horizontal	166	2.93
2437MHz	Pass	AV	2.4362G	110.02	Inf	-Inf	3	Horizontal	166	2.93
2437MHz	Pass	AV	2.4846G	53.75	54.00	-0.25	3	Horizontal	166	2.93
2437MHz	Pass	PK	2.3854G	65.36	74.00	-8.64	3	Horizontal	166	2.93
2437MHz	Pass	PK	2.4362G	119.51	Inf	-Inf	3	Horizontal	166	2.93
2437MHz	Pass	PK	2.485G	70.32	74.00	-3.68	3	Horizontal	166	2.93
2437MHz	Pass	AV	4.87616G	36.73	54.00	-17.27	3	Vertical	112	2.48
2437MHz	Pass	AV	7.31166G	38.76	54.00	-15.24	3	Vertical	223	3.00
2437MHz	Pass	PK	4.87628G	50.80	74.00	-23.20	3	Vertical	112	2.48
2437MHz	Pass	PK	7.30566G	52.27	74.00	-21.73	3	Vertical	223	3.00
2437MHz	Pass	AV	4.87622G	39.93	54.00	-14.07	3	Horizontal	36	2.27
2437MHz	Pass	AV	7.31184G	42.44	54.00	-11.56	3	Horizontal	8	2.14
2437MHz	Pass	PK	4.87634G	54.06	74.00	-19.94	3	Horizontal	36	2.27
2437MHz	Pass	PK	7.31226G	55.63	74.00	-18.37	3	Horizontal	8	2.14
2457MHz	Pass	AV	2.461G	98.38	Inf	-Inf	3	Vertical	281	3.00
2457MHz	Pass	AV	2.485G	48.70	54.00	-5.30	3	Vertical	281	3.00
2457MHz	Pass	PK	2.461G	107.97	Inf	-Inf	3	Vertical	281	3.00
2457MHz	Pass	PK	2.486G	66.09	74.00	-7.91	3	Vertical	281	3.00
2457MHz	Pass	AV	2.456G	106.68	Inf	-Inf	3	Horizontal	166	2.91
2457MHz	Pass	AV	2.4848G	53.73	54.00	-0.27	3	Horizontal	166	2.91
2457MHz	Pass	PK	2.4558G	116.19	Inf	-Inf	3	Horizontal	166	2.91
2457MHz	Pass	PK	2.4852G	69.97	74.00	-4.03	3	Horizontal	166	2.91
2462MHz	Pass	AV	2.461G	97.23	Inf	-Inf	3	Vertical	282	3.00
2462MHz	Pass	AV	2.4844G	48.50	54.00	-5.50	3	Vertical	282	3.00
2462MHz	Pass	PK	2.4608G	106.75	Inf	-Inf	3	Vertical	282	3.00
2462MHz	Pass	PK	2.4848G	64.78	74.00	-9.22	3	Vertical	282	3.00
2462MHz	Pass	AV	2.4614G	104.91	Inf	-Inf	3	Horizontal	170	2.90
2462MHz	Pass	AV	2.484G	53.80	54.00	-0.20	3	Horizontal	170	2.90
2462MHz	Pass	PK	2.4608G	114.27	Inf	-Inf	3	Horizontal	170	2.90
2462MHz	Pass	PK	2.4852G	70.72	74.00	-3.28	3	Horizontal	170	2.90
2462MHz	Pass	AV	4.92376G	29.34	54.00	-24.66	3	Vertical	111	3.00

Mode	Result	Type	Freq (Hz)	Level (dBuV/m)	Limit (dBuV/m)	Margin (dB)	Dist (m)	Condition	Azimuth (°)	Height (m)
2462MHz	Pass	AV	7.38564G	33.73	54.00	-20.27	3	Vertical	127	2.25
2462MHz	Pass	PK	4.91812G	43.28	74.00	-30.72	3	Vertical	111	3.00
2462MHz	Pass	PK	7.38906G	47.30	74.00	-26.70	3	Vertical	127	2.25
2462MHz	Pass	AV	4.92382G	32.90	54.00	-21.10	3	Horizontal	31	2.45
2462MHz	Pass	AV	7.38624G	36.63	54.00	-17.37	3	Horizontal	7	2.18
2462MHz	Pass	PK	4.93432G	45.81	74.00	-28.19	3	Horizontal	31	2.45
2462MHz	Pass	PK	7.38558G	50.20	74.00	-23.80	3	Horizontal	7	2.18
VHT20_Nss1,(MCS0)_2TX	-	-	-	-	-	-	-	-	-	-
2412MHz	Pass	AV	2.39G	47.80	54.00	-6.20	3	Vertical	94	2.91
2412MHz	Pass	AV	2.415G	95.87	Inf	-Inf	3	Vertical	94	2.91
2412MHz	Pass	PK	2.3894G	64.83	74.00	-9.17	3	Vertical	94	2.91
2412MHz	Pass	PK	2.4144G	105.38	Inf	-Inf	3	Vertical	94	2.91
2412MHz	Pass	AV	2.39G	53.67	54.00	-0.33	3	Horizontal	209	3.00
2412MHz	Pass	AV	2.415G	102.69	Inf	-Inf	3	Horizontal	209	3.00
2412MHz	Pass	PK	2.3898G	70.57	74.00	-3.43	3	Horizontal	209	3.00
2412MHz	Pass	PK	2.4138G	112.27	Inf	-Inf	3	Horizontal	209	3.00
2412MHz	Pass	AV	4.82408G	28.38	54.00	-25.62	3	Vertical	274	1.50
2412MHz	Pass	PK	4.82384G	41.76	74.00	-32.24	3	Vertical	274	1.50
2412MHz	Pass	AV	4.82376G	31.76	54.00	-22.24	3	Horizontal	35	2.69
2412MHz	Pass	PK	4.82216G	46.17	74.00	-27.83	3	Horizontal	35	2.69
2417MHz	Pass	AV	2.39G	47.43	54.00	-6.57	3	Vertical	283	2.09
2417MHz	Pass	AV	2.42G	96.82	Inf	-Inf	3	Vertical	283	2.09
2417MHz	Pass	PK	2.3896G	64.50	74.00	-9.50	3	Vertical	283	2.09
2417MHz	Pass	PK	2.4178G	106.49	Inf	-Inf	3	Vertical	283	2.09
2417MHz	Pass	AV	2.39G	53.79	54.00	-0.21	3	Horizontal	198	3.00
2417MHz	Pass	AV	2.42G	104.91	Inf	-Inf	3	Horizontal	198	3.00
2417MHz	Pass	PK	2.3886G	70.98	74.00	-3.02	3	Horizontal	198	3.00
2417MHz	Pass	PK	2.4188G	114.50	Inf	-Inf	3	Horizontal	198	3.00
2437MHz	Pass	AV	2.3898G	45.12	54.00	-8.88	3	Vertical	281	2.19
2437MHz	Pass	AV	2.4398G	100.63	Inf	-Inf	3	Vertical	281	2.19
2437MHz	Pass	AV	2.4835G	46.54	54.00	-7.46	3	Vertical	281	2.19
2437MHz	Pass	PK	2.3898G	58.98	74.00	-15.02	3	Vertical	281	2.19
2437MHz	Pass	PK	2.441G	110.17	Inf	-Inf	3	Vertical	281	2.19
2437MHz	Pass	PK	2.4858G	64.34	74.00	-9.66	3	Vertical	281	2.19
2437MHz	Pass	AV	2.3898G	49.57	54.00	-4.43	3	Horizontal	198	2.92
2437MHz	Pass	AV	2.4398G	108.82	Inf	-Inf	3	Horizontal	198	2.92
2437MHz	Pass	AV	2.4835G	53.74	54.00	-0.26	3	Horizontal	198	2.92
2437MHz	Pass	PK	2.3862G	67.01	74.00	-6.99	3	Horizontal	198	2.92
2437MHz	Pass	PK	2.4358G	118.50	Inf	-Inf	3	Horizontal	198	2.92
2437MHz	Pass	PK	2.4874G	71.55	74.00	-2.45	3	Horizontal	198	2.92
2437MHz	Pass	AV	4.874G	31.83	54.00	-22.17	3	Vertical	273	1.53
2437MHz	Pass	AV	7.30914G	37.47	54.00	-16.53	3	Vertical	221	3.00
2437MHz	Pass	PK	4.87406G	46.19	74.00	-27.81	3	Vertical	273	1.53
2437MHz	Pass	PK	7.3137G	51.87	74.00	-22.13	3	Vertical	221	3.00
2437MHz	Pass	AV	4.87382G	36.54	54.00	-17.46	3	Horizontal	10	2.66
2437MHz	Pass	AV	7.30914G	39.97	54.00	-14.03	3	Horizontal	7	2.14
2437MHz	Pass	PK	4.8731G	51.63	74.00	-22.37	3	Horizontal	10	2.66
2437MHz	Pass	PK	7.3176G	55.46	74.00	-18.54	3	Horizontal	7	2.14
2457MHz	Pass	AV	2.46G	95.98	Inf	-Inf	3	Vertical	280	2.12
2457MHz	Pass	AV	2.4835G	47.58	54.00	-6.42	3	Vertical	280	2.12
2457MHz	Pass	PK	2.459G	105.53	Inf	-Inf	3	Vertical	280	2.12
2457MHz	Pass	PK	2.4842G	64.03	74.00	-9.97	3	Vertical	280	2.12
2457MHz	Pass	AV	2.46G	105.50	Inf	-Inf	3	Horizontal	199	2.91
2457MHz	Pass	AV	2.4835G	53.68	54.00	-0.32	3	Horizontal	199	2.91
2457MHz	Pass	PK	2.4604G	115.09	Inf	-Inf	3	Horizontal	199	2.91
2457MHz	Pass	PK	2.4835G	72.31	74.00	-1.69	3	Horizontal	199	2.91
2462MHz	Pass	AV	2.459G	95.91	Inf	-Inf	3	Vertical	283	2.11
2462MHz	Pass	AV	2.4835G	46.79	54.00	-7.21	3	Vertical	283	2.11
2462MHz	Pass	PK	2.4598G	105.62	Inf	-Inf	3	Vertical	283	2.11
2462MHz	Pass	PK	2.4858G	65.82	74.00	-8.18	3	Vertical	283	2.11
2462MHz	Pass	AV	2.459G	102.45	Inf	-Inf	3	Horizontal	200	2.91
2462MHz	Pass	AV	2.4835G	52.65	54.00	-1.35	3	Horizontal	200	2.91

Mode	Result	Type	Freq (Hz)	Level (dBuV/m)	Limit (dBuV/m)	Margin (dB)	Dist (m)	Condition	Azimuth (°)	Height (m)
2462MHz	Pass	PK	2.4608G	112.15	Inf	-Inf	3	Horizontal	200	2.91
2462MHz	Pass	PK	2.4854G	73.40	74.00	-0.60	3	Horizontal	200	2.91
2462MHz	Pass	AV	4.92388G	28.78	54.00	-25.22	3	Vertical	272	1.89
2462MHz	Pass	AV	7.39074G	33.02	54.00	-20.98	3	Vertical	127	2.34
2462MHz	Pass	PK	4.9165G	42.24	74.00	-31.76	3	Vertical	272	1.89
2462MHz	Pass	PK	7.3743G	47.02	74.00	-26.98	3	Vertical	127	2.34
2462MHz	Pass	AV	4.924G	32.49	54.00	-21.51	3	Horizontal	10	2.47
2462MHz	Pass	AV	7.3845G	33.98	54.00	-20.02	3	Horizontal	96	2.16
2462MHz	Pass	PK	4.92364G	44.40	74.00	-29.60	3	Horizontal	10	2.47
2462MHz	Pass	PK	7.3872G	48.34	74.00	-25.66	3	Horizontal	96	2.16
VHT40_Nss1,(MCS0)_2TX	-	-	-	-	-	-	-	-	-	-
2422MHz	Pass	AV	2.39G	49.56	54.00	-4.44	3	Vertical	279	2.80
2422MHz	Pass	AV	2.4296G	92.00	Inf	-Inf	3	Vertical	279	2.80
2422MHz	Pass	AV	2.484G	44.38	54.00	-9.62	3	Vertical	279	2.80
2422MHz	Pass	PK	2.39G	62.40	74.00	-11.60	3	Vertical	279	2.80
2422MHz	Pass	PK	2.4284G	101.43	Inf	-Inf	3	Vertical	279	2.80
2422MHz	Pass	PK	2.4912G	57.62	74.00	-16.38	3	Vertical	279	2.80
2422MHz	Pass	AV	2.39G	53.79	54.00	-0.21	3	Horizontal	146	2.66
2422MHz	Pass	AV	2.4256G	99.31	Inf	-Inf	3	Horizontal	146	2.66
2422MHz	Pass	AV	2.4835G	46.95	54.00	-7.05	3	Horizontal	146	2.66
2422MHz	Pass	PK	2.386G	71.13	74.00	-2.87	3	Horizontal	146	2.66
2422MHz	Pass	PK	2.4288G	109.37	Inf	-Inf	3	Horizontal	146	2.66
2422MHz	Pass	PK	2.484G	59.52	74.00	-14.48	3	Horizontal	146	2.66
2422MHz	Pass	AV	4.84388G	28.87	54.00	-25.13	3	Vertical	296	3.00
2422MHz	Pass	AV	7.27428G	33.11	54.00	-20.89	3	Vertical	74	2.80
2422MHz	Pass	PK	4.84952G	41.57	74.00	-32.43	3	Vertical	296	3.00
2422MHz	Pass	PK	7.2666G	47.19	74.00	-26.81	3	Vertical	74	2.80
2422MHz	Pass	AV	4.844G	31.64	54.00	-22.36	3	Horizontal	32	2.79
2422MHz	Pass	AV	7.26312G	33.64	54.00	-20.36	3	Horizontal	14	2.29
2422MHz	Pass	PK	4.844G	44.14	74.00	-29.86	3	Horizontal	32	2.79
2422MHz	Pass	PK	7.29384G	47.08	74.00	-26.92	3	Horizontal	14	2.29
2427MHz	Pass	AV	2.3898G	49.41	54.00	-4.59	3	Vertical	280	2.79
2427MHz	Pass	AV	2.4306G	93.20	Inf	-Inf	3	Vertical	280	2.79
2427MHz	Pass	AV	2.4842G	44.64	54.00	-9.36	3	Vertical	280	2.79
2427MHz	Pass	PK	2.3894G	63.70	74.00	-10.30	3	Vertical	280	2.79
2427MHz	Pass	PK	2.429G	102.69	Inf	-Inf	3	Vertical	280	2.79
2427MHz	Pass	PK	2.4862G	57.73	74.00	-16.27	3	Vertical	280	2.79
2427MHz	Pass	AV	2.3898G	53.77	54.00	-0.23	3	Horizontal	172	2.91
2427MHz	Pass	AV	2.4322G	100.66	Inf	-Inf	3	Horizontal	172	2.91
2427MHz	Pass	AV	2.4835G	50.60	54.00	-3.40	3	Horizontal	172	2.91
2427MHz	Pass	PK	2.3898G	68.80	74.00	-5.20	3	Horizontal	172	2.91
2427MHz	Pass	PK	2.4334G	110.17	Inf	-Inf	3	Horizontal	172	2.91
2427MHz	Pass	PK	2.4858G	64.14	74.00	-9.86	3	Horizontal	172	2.91
2437MHz	Pass	AV	2.3898G	47.61	54.00	-6.39	3	Vertical	281	2.15
2437MHz	Pass	AV	2.4326G	92.59	Inf	-Inf	3	Vertical	281	2.15
2437MHz	Pass	AV	2.4835G	47.52	54.00	-6.48	3	Vertical	281	2.15
2437MHz	Pass	PK	2.3858G	61.86	74.00	-12.14	3	Vertical	281	2.15
2437MHz	Pass	PK	2.4294G	102.38	Inf	-Inf	3	Vertical	281	2.15
2437MHz	Pass	PK	2.4835G	63.25	74.00	-10.75	3	Vertical	281	2.15
2437MHz	Pass	AV	2.3898G	50.31	54.00	-3.69	3	Horizontal	200	2.92
2437MHz	Pass	AV	2.4422G	100.60	Inf	-Inf	3	Horizontal	200	2.92
2437MHz	Pass	AV	2.4835G	53.72	54.00	-0.28	3	Horizontal	200	2.92
2437MHz	Pass	PK	2.389G	65.55	74.00	-8.45	3	Horizontal	200	2.92
2437MHz	Pass	PK	2.4438G	110.37	Inf	-Inf	3	Horizontal	200	2.92
2437MHz	Pass	PK	2.4835G	70.16	74.00	-3.84	3	Horizontal	200	2.92
2437MHz	Pass	AV	4.89296G	28.06	54.00	-25.94	3	Vertical	0	2.92
2437MHz	Pass	AV	7.3056G	33.09	54.00	-20.91	3	Vertical	230	3.00
2437MHz	Pass	PK	4.89344G	42.14	74.00	-31.86	3	Vertical	0	2.92
2437MHz	Pass	PK	7.29156G	47.39	74.00	-26.61	3	Vertical	230	3.00
2437MHz	Pass	AV	4.874G	31.14	54.00	-22.86	3	Horizontal	33	2.65
2437MHz	Pass	AV	7.30452G	33.35	54.00	-20.65	3	Horizontal	126	2.83
2437MHz	Pass	PK	4.87412G	43.01	74.00	-30.99	3	Horizontal	33	2.65

Mode	Result	Type	Freq (Hz)	Level (dBuV/m)	Limit (dBuV/m)	Margin (dB)	Dist (m)	Condition	Azimuth (°)	Height (m)
2437MHz	Pass	PK	7.31676G	47.48	74.00	-26.52	3	Horizontal	126	2.83
2447MHz	Pass	AV	2.387G	43.81	54.00	-10.19	3	Vertical	276	2.21
2447MHz	Pass	AV	2.4506G	91.38	Inf	-Inf	3	Vertical	276	2.21
2447MHz	Pass	AV	2.4835G	46.22	54.00	-7.78	3	Vertical	276	2.21
2447MHz	Pass	PK	2.3802G	57.72	74.00	-16.28	3	Vertical	276	2.21
2447MHz	Pass	PK	2.453G	100.77	Inf	-Inf	3	Vertical	276	2.21
2447MHz	Pass	PK	2.495G	61.56	74.00	-12.44	3	Vertical	276	2.21
2447MHz	Pass	AV	2.3898G	45.28	54.00	-8.72	3	Horizontal	198	2.91
2447MHz	Pass	AV	2.4522G	100.09	Inf	-Inf	3	Horizontal	198	2.91
2447MHz	Pass	AV	2.4835G	52.84	54.00	-1.16	3	Horizontal	198	2.91
2447MHz	Pass	PK	2.3882G	59.27	74.00	-14.73	3	Horizontal	198	2.91
2447MHz	Pass	PK	2.4542G	109.61	Inf	-Inf	3	Horizontal	198	2.91
2447MHz	Pass	PK	2.4835G	72.18	74.00	-1.82	3	Horizontal	198	2.91
2452MHz	Pass	AV	2.3884G	43.75	54.00	-10.25	3	Vertical	279	2.18
2452MHz	Pass	AV	2.45G	93.19	Inf	-Inf	3	Vertical	279	2.18
2452MHz	Pass	AV	2.484G	47.75	54.00	-6.25	3	Vertical	279	2.18
2452MHz	Pass	PK	2.3756G	57.30	74.00	-16.70	3	Vertical	279	2.18
2452MHz	Pass	PK	2.45G	102.62	Inf	-Inf	3	Vertical	279	2.18
2452MHz	Pass	PK	2.4872G	62.67	74.00	-11.33	3	Vertical	279	2.18
2452MHz	Pass	AV	2.39G	44.35	54.00	-9.65	3	Horizontal	200	2.91
2452MHz	Pass	AV	2.4536G	98.29	Inf	-Inf	3	Horizontal	200	2.91
2452MHz	Pass	AV	2.4835G	52.92	54.00	-1.08	3	Horizontal	200	2.91
2452MHz	Pass	PK	2.3876G	58.12	74.00	-15.88	3	Horizontal	200	2.91
2452MHz	Pass	PK	2.456G	108.15	Inf	-Inf	3	Horizontal	200	2.91
2452MHz	Pass	PK	2.4856G	72.84	74.00	-1.16	3	Horizontal	200	2.91
2452MHz	Pass	AV	4.89472G	28.00	54.00	-26.00	3	Vertical	346	2.05
2452MHz	Pass	AV	7.33904G	32.85	54.00	-21.15	3	Vertical	190	2.98
2452MHz	Pass	PK	4.8908G	41.20	74.00	-32.80	3	Vertical	346	2.05
2452MHz	Pass	PK	7.34984G	46.48	74.00	-27.52	3	Vertical	190	2.98
2452MHz	Pass	AV	4.89248G	27.96	54.00	-26.04	3	Horizontal	58	1.11
2452MHz	Pass	AV	7.3576G	32.59	54.00	-21.41	3	Horizontal	20	2.96
2452MHz	Pass	PK	4.90264G	41.39	74.00	-32.61	3	Horizontal	58	1.11
2452MHz	Pass	PK	7.34016G	46.76	74.00	-27.24	3	Horizontal	20	2.96

2.4-2.4835GHz_802.11b_Nss1,(1Mbps)_2TX

2412MHz_TX

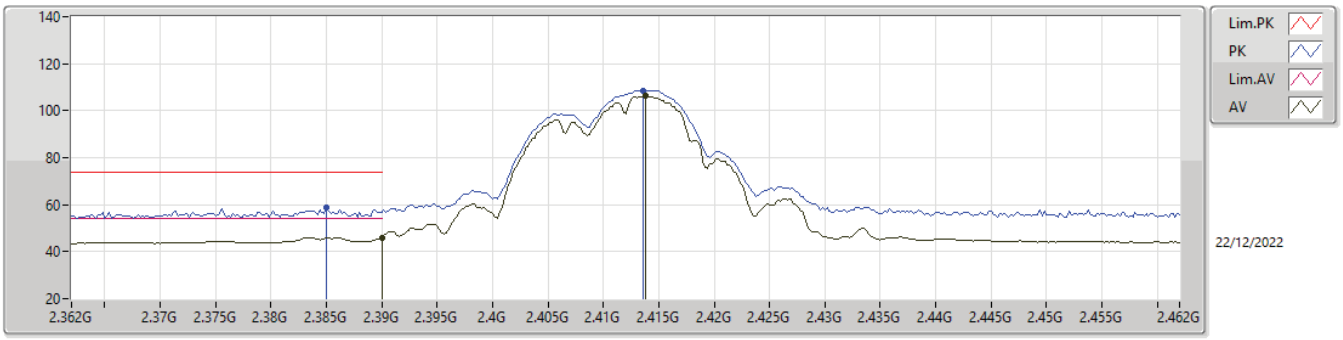

Type	Freq	Level	Limit	Margin	Factor	Dist	Condition	Azimuth	Height	Raw	AF	CL	PA
	(Hz)	(dBuV/m)	(dBuV/m)	(dB)	(dB)	(m)		(°)	(m)	(dBuV)	(dB)	(dB)	(dB)
AV	2.39G	45.88	54.00	-8.12	31.93	3	Vertical	282	2.18	13.95	27.52	4.41	-
AV	2.4138G	106.18	Inf	-Inf	32.06	3	Vertical	282	2.18	74.12	27.63	4.43	-
PK	2.385G	58.60	74.00	-15.40	31.89	3	Vertical	282	2.18	26.71	27.48	4.41	-
PK	2.4136G	108.69	Inf	-Inf	32.06	3	Vertical	282	2.18	76.63	27.63	4.43	-

2.4-2.4835GHz_802.11b_Nss1,(1Mbps)_2TX

2412MHz_TX

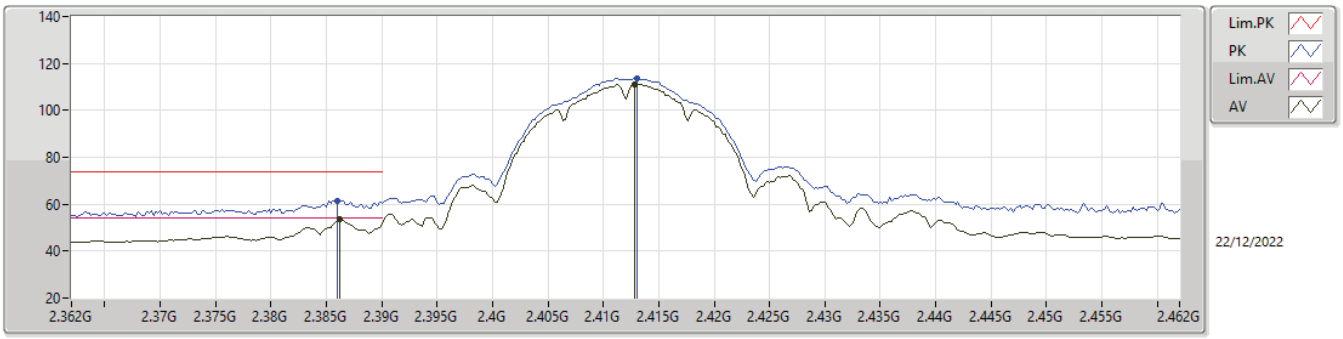

Type	Freq	Level	Limit	Margin	Factor	Dist	Condition	Azimuth	Height	Raw	AF	CL	PA
	(Hz)	(dBuV/m)	(dBuV/m)	(dB)	(dB)	(m)		(°)	(m)	(dBuV)	(dB)	(dB)	(dB)
AV	2.3862G	53.41	54.00	-0.59	31.90	3	Horizontal	196	3.00	21.51	27.49	4.41	-
AV	2.4128G	111.16	Inf	-Inf	32.06	3	Horizontal	196	3.00	79.10	27.63	4.43	-
PK	2.386G	61.50	74.00	-12.50	31.90	3	Horizontal	196	3.00	29.60	27.49	4.41	-
PK	2.413G	113.79	Inf	-Inf	32.06	3	Horizontal	196	3.00	81.73	27.63	4.43	-

2.4-2.4835GHz_802.11b_Nss1,(1Mbps)_2TX

2412MHz_TX

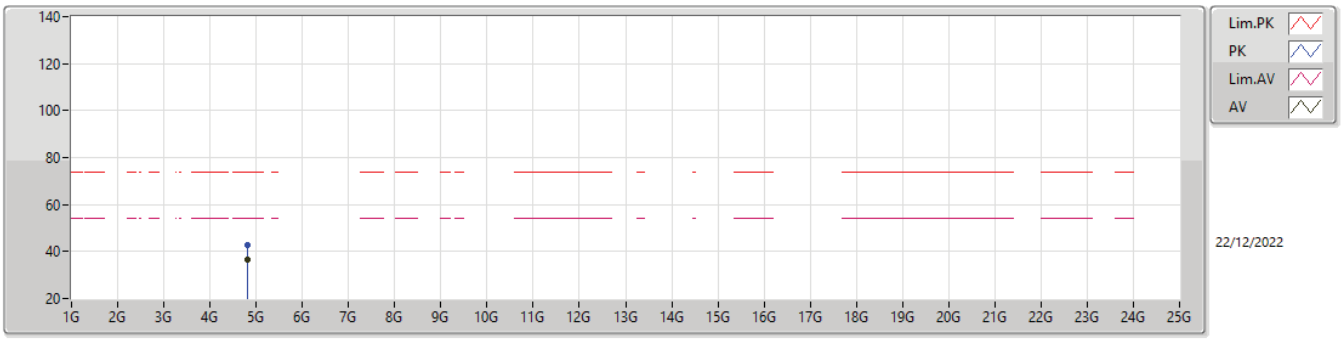

Type	Freq	Level	Limit	Margin	Factor	Dist	Condition	Azimuth	Height	Raw	AF	CL	PA
	(Hz)	(dBuV/m)	(dBuV/m)	(dB)	(dB)	(m)		(°)	(m)	(dBuV)	(dB)	(dB)	(dB)
AV	4.824G	36.75	54.00	-17.25	4.82	3	Vertical	273	1.44	31.93	32.34	6.66	34.18
PK	4.824G	42.86	74.00	-31.14	4.82	3	Vertical	273	1.44	38.04	32.34	6.66	34.18

2.4-2.4835GHz_802.11b_Nss1,(1Mbps)_2TX

2412MHz_TX

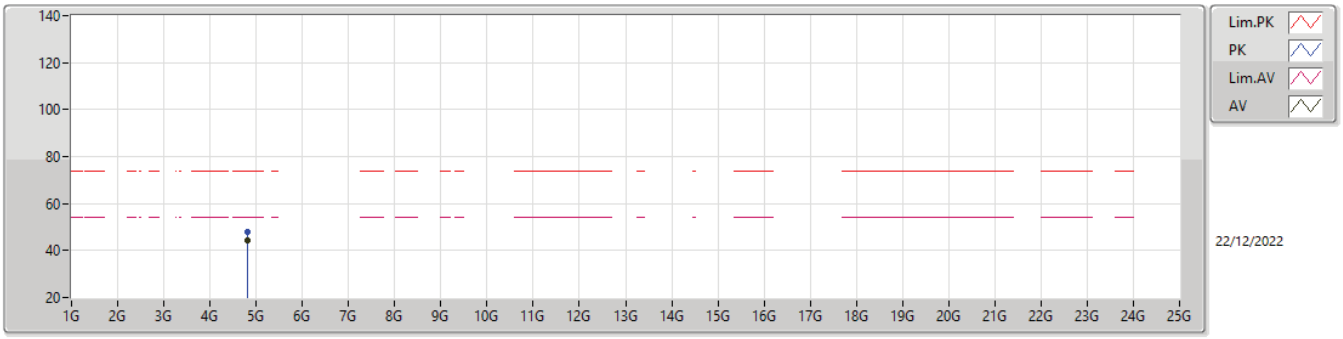

Type	Freq	Level	Limit	Margin	Factor	Dist	Condition	Azimuth	Height	Raw	AF	CL	PA
	(Hz)	(dBuV/m)	(dBuV/m)	(dB)	(dB)	(m)		(°)	(m)	(dBuV)	(dB)	(dB)	(dB)
AV	4.82406G	44.49	54.00	-9.51	4.82	3	Horizontal	11	2.83	39.67	32.34	6.66	34.18
PK	4.82412G	48.17	74.00	-25.83	4.82	3	Horizontal	11	2.83	43.35	32.34	6.66	34.18

2.4-2.4835GHz_802.11b_Nss1,(1Mbps)_2TX

2417MHz_TX

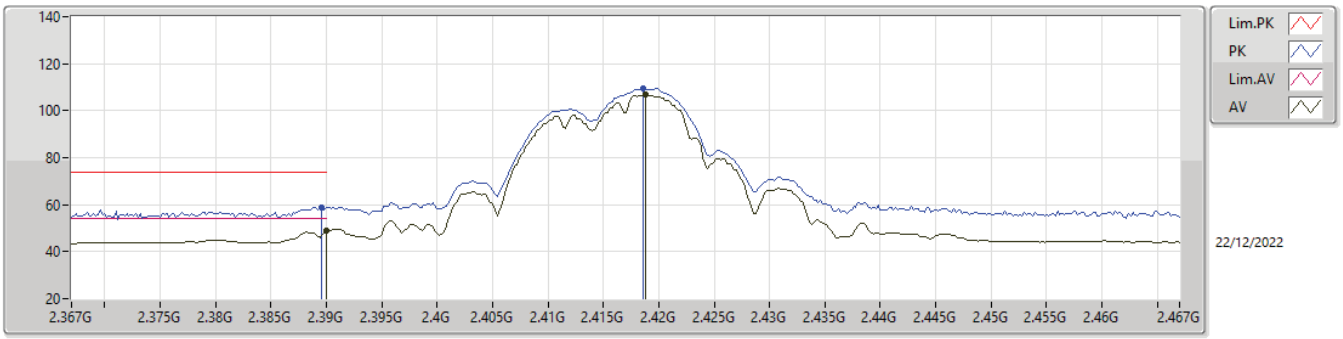

Type	Freq	Level	Limit	Margin	Factor	Dist	Condition	Azimuth	Height	Raw	AF	CL	PA
	(Hz)	(dBuV/m)	(dBuV/m)	(dB)	(dB)	(m)		(°)	(m)	(dBuV)	(dB)	(dB)	(dB)
AV	2.39G	48.71	54.00	-5.29	31.93	3	Vertical	281	2.20	16.78	27.52	4.41	-
AV	2.4188G	106.81	Inf	-Inf	32.08	3	Vertical	281	2.20	74.73	27.64	4.44	-
PK	2.3896G	58.87	74.00	-15.13	31.93	3	Vertical	281	2.20	26.94	27.52	4.41	-
PK	2.4186G	109.26	Inf	-Inf	32.08	3	Vertical	281	2.20	77.18	27.64	4.44	-

2.4-2.4835GHz_802.11b_Nss1,(1Mbps)_2TX

2417MHz_TX

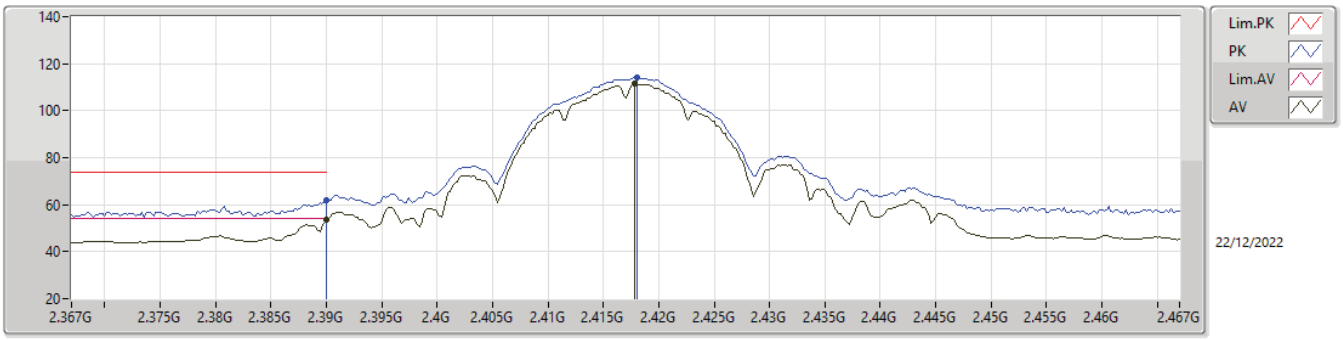

Type	Freq	Level	Limit	Margin	Factor	Dist	Condition	Azimuth	Height	Raw	AF	CL	PA
	(Hz)	(dBuV/m)	(dBuV/m)	(dB)	(dB)	(m)		(°)	(m)	(dBuV)	(dB)	(dB)	(dB)
AV	2.39G	53.86	54.00	-0.14	31.93	3	Horizontal	195	2.68	21.93	27.52	4.41	-
AV	2.4178G	111.42	Inf	-Inf	32.08	3	Horizontal	195	2.68	79.34	27.64	4.44	-
PK	2.39G	61.67	74.00	-12.33	31.93	3	Horizontal	195	2.68	29.74	27.52	4.41	-
PK	2.418G	114.09	Inf	-Inf	32.08	3	Horizontal	195	2.68	82.01	27.64	4.44	-

2.4-2.4835GHz_802.11b_Nss1,(1Mbps)_2TX

2437MHz_TX

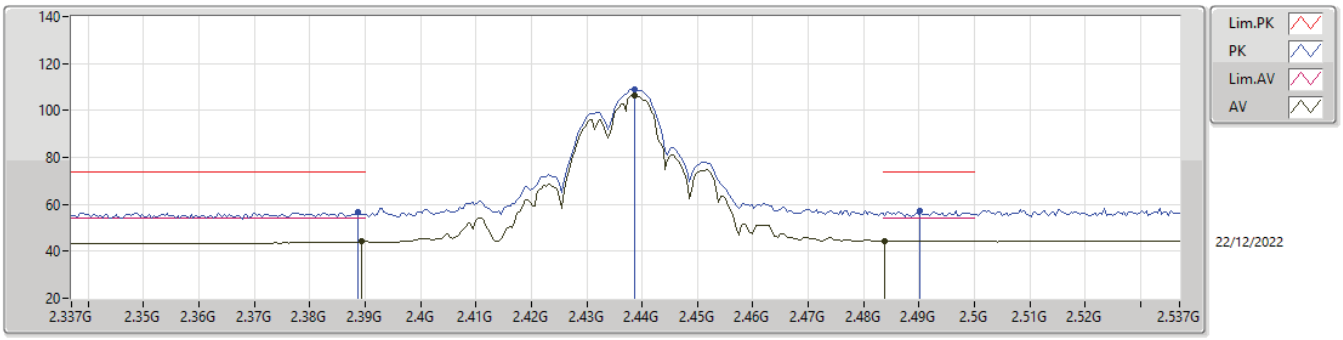

Type	Freq	Level	Limit	Margin	Factor	Dist	Condition	Azimuth	Height	Raw	AF	CL	PA
	(Hz)	(dBuV/m)	(dBuV/m)	(dB)	(dB)	(m)		(°)	(m)	(dBuV)	(dB)	(dB)	(dB)
AV	2.3894G	44.12	54.00	-9.88	31.93	3	Vertical	283	2.40	12.19	27.52	4.41	-
AV	2.4386G	106.43	Inf	-Inf	32.14	3	Vertical	283	2.40	74.29	27.68	4.46	-
AV	2.4838G	44.38	54.00	-9.62	32.35	3	Vertical	283	2.40	12.03	27.84	4.51	-
PK	2.3886G	56.55	74.00	-17.45	31.92	3	Vertical	283	2.40	24.63	27.51	4.41	-
PK	2.4386G	108.97	Inf	-Inf	32.14	3	Vertical	283	2.40	76.83	27.68	4.46	-
PK	2.4902G	57.22	74.00	-16.78	32.37	3	Vertical	283	2.40	24.85	27.86	4.51	-

2.4-2.4835GHz_802.11b_Nss1,(1Mbps)_2TX

2437MHz_TX

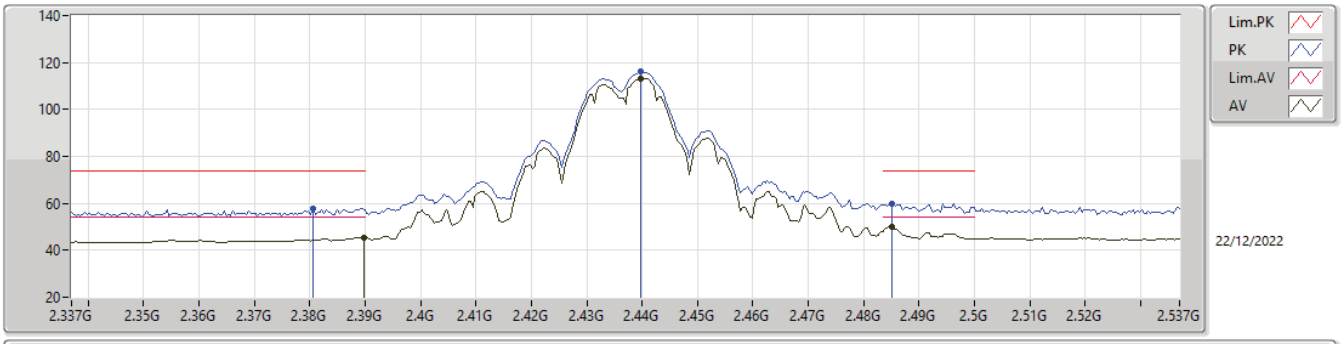

Type	Freq	Level	Limit	Margin	Factor	Dist	Condition	Azimuth	Height	Raw	AF	CL	PA
	(Hz)	(dBuV/m)	(dBuV/m)	(dB)	(dB)	(m)		(°)	(m)	(dBuV)	(dB)	(dB)	(dB)
AV	2.3898G	45.49	54.00	-8.51	31.93	3	Horizontal	169	2.92	13.56	27.52	4.41	-
AV	2.4398G	113.25	Inf	-Inf	32.14	3	Horizontal	169	2.92	81.11	27.68	4.46	-
AV	2.485G	50.04	54.00	-3.96	32.35	3	Horizontal	169	2.92	17.69	27.84	4.51	-
PK	2.3806G	57.61	74.00	-16.39	31.84	3	Horizontal	169	2.92	25.77	27.44	4.40	-
PK	2.4398G	116.39	Inf	-Inf	32.14	3	Horizontal	169	2.92	84.25	27.68	4.46	-
PK	2.485G	59.98	74.00	-14.02	32.35	3	Horizontal	169	2.92	27.63	27.84	4.51	-

2.4-2.4835GHz_802.11b_Nss1,(1Mbps)_2TX

2437MHz_TX

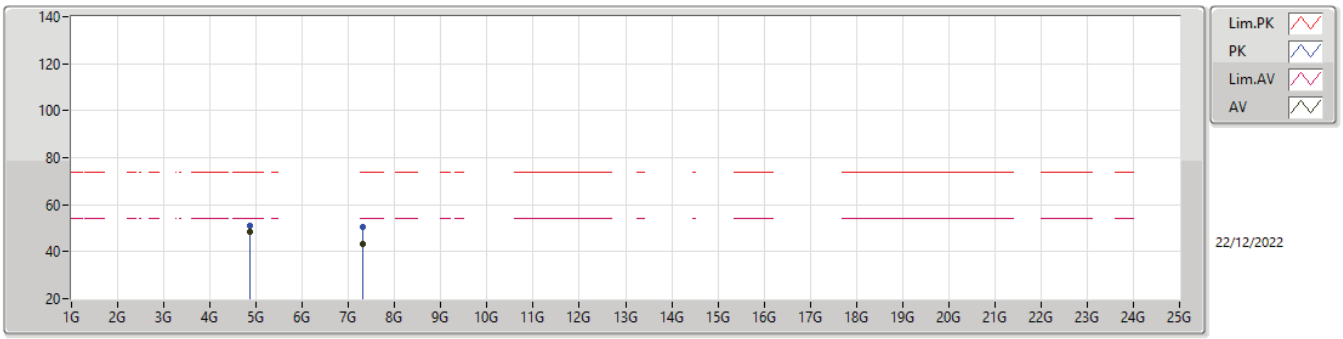

Type	Freq	Level	Limit	Margin	Factor	Dist	Condition	Azimuth	Height	Raw	AF	CL	PA
	(Hz)	(dBuV/m)	(dBuV/m)	(dB)	(dB)	(m)		(°)	(m)	(dBuV)	(dB)	(dB)	(dB)
AV	4.87406G	48.51	54.00	-5.49	5.09	3	Vertical	111	2.61	43.42	32.60	6.66	34.17
AV	7.30938G	43.05	54.00	-10.95	10.61	3	Vertical	243	3.00	32.44	36.76	8.35	34.50
PK	4.87412G	50.85	74.00	-23.15	5.09	3	Vertical	111	2.61	45.76	32.60	6.66	34.17
PK	7.30968G	50.66	74.00	-23.34	10.61	3	Vertical	243	3.00	40.05	36.76	8.35	34.50

2.4-2.4835GHz_802.11b_Nss1,(1Mbps)_2TX

2437MHz_TX

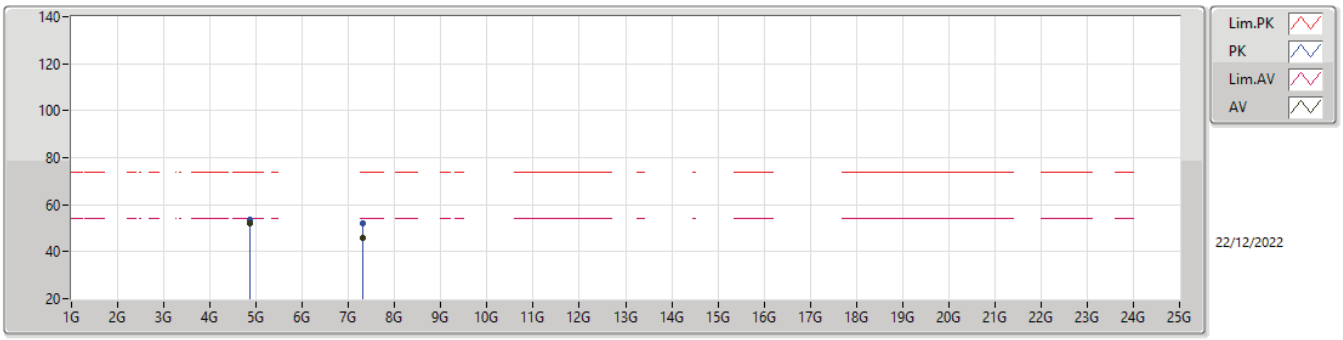

Type	Freq	Level	Limit	Margin	Factor	Dist	Condition	Azimuth	Height	Raw	AF	CL	PA
	(Hz)	(dBuV/m)	(dBuV/m)	(dB)	(dB)	(m)		(°)	(m)	(dBuV)	(dB)	(dB)	(dB)
AV	4.87408G	52.03	54.00	-1.97	5.09	3	Horizontal	32	2.66	46.94	32.60	6.66	34.17
AV	7.31388G	45.61	54.00	-8.39	10.60	3	Horizontal	27	2.37	35.01	36.74	8.36	34.50
PK	4.87408G	53.78	74.00	-20.22	5.09	3	Horizontal	32	2.66	48.69	32.60	6.66	34.17
PK	7.31388G	52.03	74.00	-21.97	10.60	3	Horizontal	27	2.37	41.43	36.74	8.36	34.50

2.4-2.4835GHz_802.11b_Nss1,(1Mbps)_2TX

2457MHz_TX

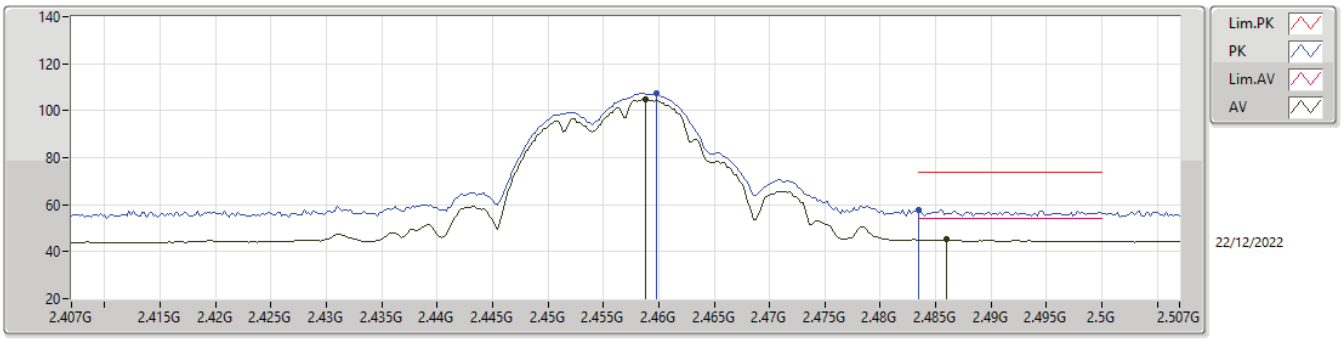

Type	Freq	Level	Limit	Margin	Factor	Dist	Condition	Azimuth	Height	Raw	AF	CL	PA
	(Hz)	(dBuV/m)	(dBuV/m)	(dB)	(dB)	(m)		(°)	(m)	(dBuV)	(dB)	(dB)	(dB)
AV	2.4588G	104.76	Inf	-Inf	32.22	3	Vertical	277	2.56	72.54	27.74	4.48	-
AV	2.486G	45.24	54.00	-8.76	32.35	3	Vertical	277	2.56	12.89	27.84	4.51	-
PK	2.4598G	107.25	Inf	-Inf	32.22	3	Vertical	277	2.56	75.03	27.74	4.48	-
PK	2.4835G	57.70	74.00	-16.30	32.34	3	Vertical	277	2.56	25.36	27.83	4.51	-

2.4-2.4835GHz_802.11b_Nss1,(1Mbps)_2TX

2457MHz_TX

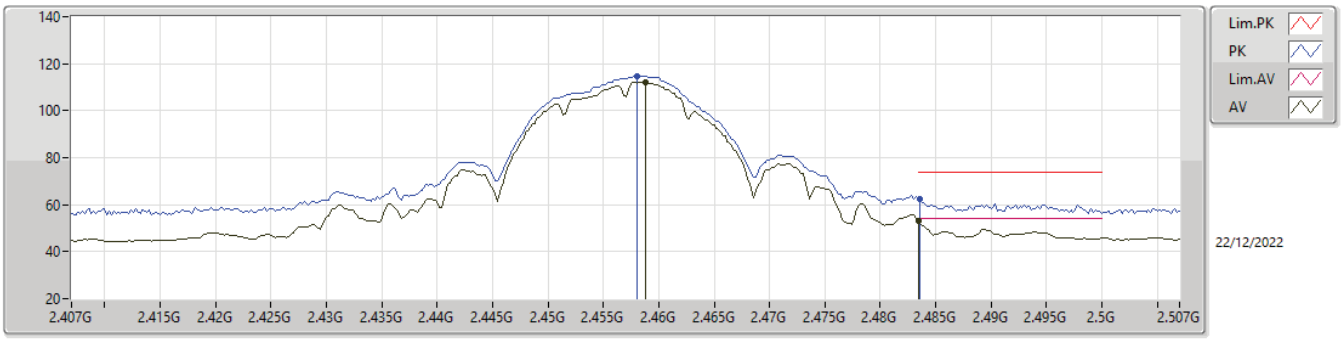

Type	Freq	Level	Limit	Margin	Factor	Dist	Condition	Azimuth	Height	Raw	AF	CL	PA
	(Hz)	(dBuV/m)	(dBuV/m)	(dB)	(dB)	(m)		(°)	(m)	(dBuV)	(dB)	(dB)	(dB)
AV	2.4588G	112.21	Inf	-Inf	32.22	3	Horizontal	194	2.91	79.99	27.74	4.48	-
AV	2.4835G	53.11	54.00	-0.89	32.34	3	Horizontal	194	2.91	20.77	27.83	4.51	-
PK	2.458G	114.89	Inf	-Inf	32.21	3	Horizontal	194	2.91	82.68	27.73	4.48	-
PK	2.4836G	62.27	74.00	-11.73	32.34	3	Horizontal	194	2.91	29.93	27.83	4.51	-

2.4-2.4835GHz_802.11b_Nss1,(1Mbps)_2TX

2462MHz_TX

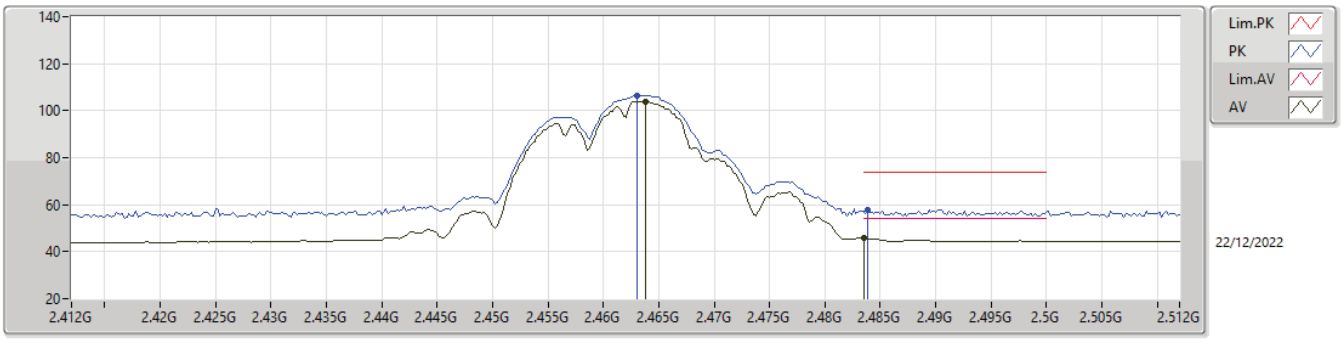

Type	Freq	Level	Limit	Margin	Factor	Dist	Condition	Azimuth	Height	Raw	AF	CL	PA
	(Hz)	(dBuV/m)	(dBuV/m)	(dB)	(dB)	(m)		(°)	(m)	(dBuV)	(dB)	(dB)	(dB)
AV	2.4638G	104.01	Inf	-Inf	32.25	3	Vertical	282	2.35	71.76	27.76	4.49	-
AV	2.4835G	45.91	54.00	-8.09	32.34	3	Vertical	282	2.35	13.57	27.83	4.51	-
PK	2.463G	106.60	Inf	-Inf	32.24	3	Vertical	282	2.35	74.36	27.75	4.49	-
PK	2.4838G	57.82	74.00	-16.18	32.35	3	Vertical	282	2.35	25.47	27.84	4.51	-

2.4-2.4835GHz_802.11b_Nss1,(1Mbps)_2TX

2462MHz_TX

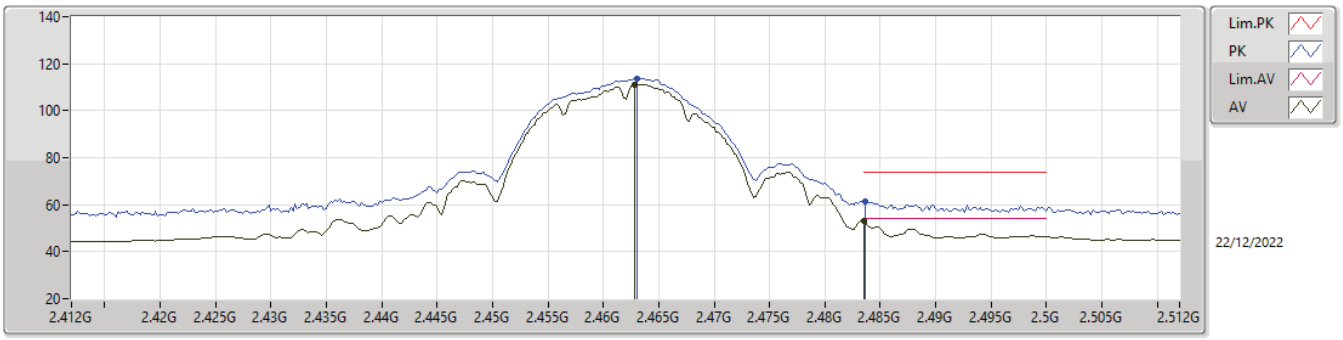

Type	Freq	Level	Limit	Margin	Factor	Dist	Condition	Azimuth	Height	Raw	AF	CL	PA
	(Hz)	(dBuV/m)	(dBuV/m)	(dB)	(dB)	(m)		(°)	(m)	(dBuV)	(dB)	(dB)	(dB)
AV	2.4628G	110.99	Inf	-Inf	32.24	3	Horizontal	193	2.91	78.75	27.75	4.49	-
AV	2.4835G	53.04	54.00	-0.96	32.34	3	Horizontal	193	2.91	20.70	27.83	4.51	-
PK	2.463G	113.69	Inf	-Inf	32.24	3	Horizontal	193	2.91	81.45	27.75	4.49	-
PK	2.4836G	61.42	74.00	-12.58	32.34	3	Horizontal	193	2.91	29.08	27.83	4.51	-

2.4-2.4835GHz_802.11b_Nss1,(1Mbps)_2TX

2462MHz_TX

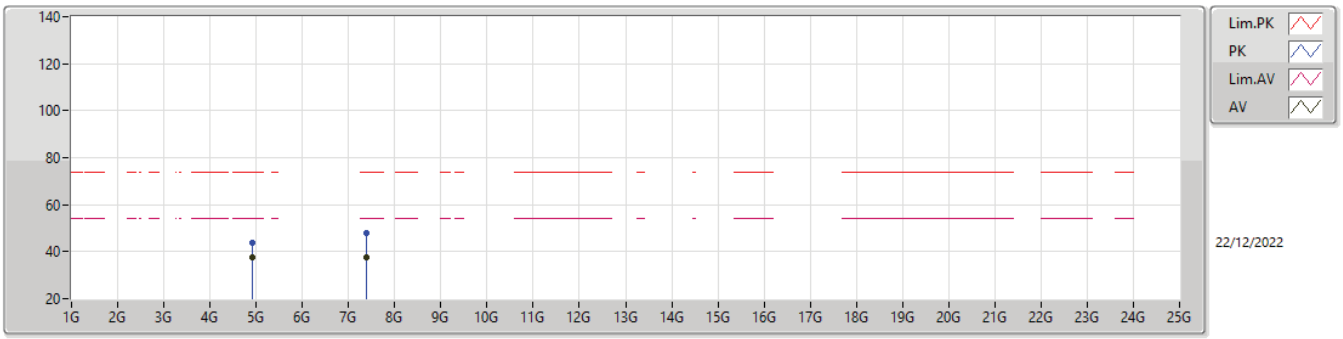

Type	Freq	Level	Limit	Margin	Factor	Dist	Condition	Azimuth	Height	Raw	AF	CL	PA
	(Hz)	(dBuV/m)	(dBuV/m)	(dB)	(dB)	(m)		(°)	(m)	(dBuV)	(dB)	(dB)	(dB)
AV	4.924G	37.70	54.00	-16.30	5.36	3	Vertical	275	1.40	32.34	32.84	6.67	34.15
AV	7.3878G	37.44	54.00	-16.56	10.46	3	Vertical	131	2.97	26.98	36.45	8.52	34.51
PK	4.924G	43.88	74.00	-30.12	5.36	3	Vertical	275	1.40	38.52	32.84	6.67	34.15
PK	7.38894G	47.97	74.00	-26.03	10.46	3	Vertical	131	2.97	37.51	36.44	8.53	34.51

2.4-2.4835GHz_802.11b_Nss1,(1Mbps)_2TX

2462MHz_TX

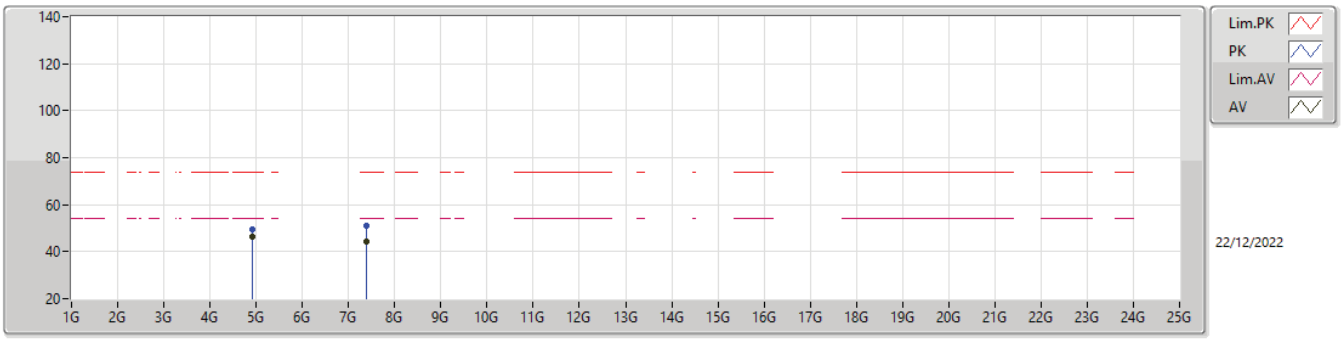

Type	Freq	Level	Limit	Margin	Factor	Dist	Condition	Azimuth	Height	Raw	AF	CL	PA
	(Hz)	(dBuV/m)	(dBuV/m)	(dB)	(dB)	(m)		(°)	(m)	(dBuV)	(dB)	(dB)	(dB)
AV	4.924G	46.35	54.00	-7.65	5.36	3	Horizontal	7	2.47	40.99	32.84	6.67	34.15
AV	7.38678G	44.33	54.00	-9.67	10.46	3	Horizontal	28	2.24	33.87	36.45	8.52	34.51
PK	4.92388G	49.26	74.00	-24.74	5.36	3	Horizontal	7	2.47	43.90	32.84	6.67	34.15
PK	7.38732G	51.27	74.00	-22.73	10.46	3	Horizontal	28	2.24	40.81	36.45	8.52	34.51

2.4-2.4835GHz_802.11g_Nss1,(6Mbps)_2TX

2412MHz_TX

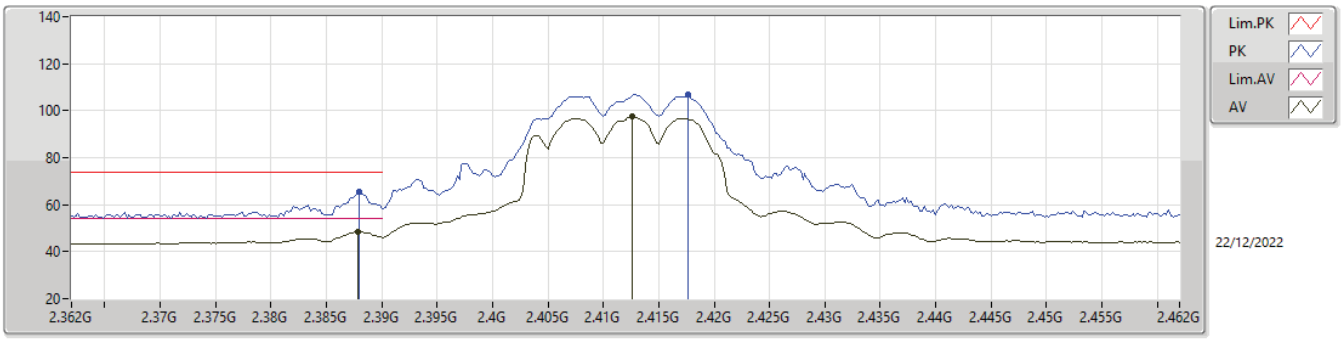

Type	Freq	Level	Limit	Margin	Factor	Dist	Condition	Azimuth	Height	Raw	AF	CL	PA
	(Hz)	(dBuV/m)	(dBuV/m)	(dB)	(dB)	(m)		(°)	(m)	(dBuV)	(dB)	(dB)	(dB)
AV	2.3878G	48.42	54.00	-5.58	31.91	3	Vertical	281	2.08	16.51	27.50	4.41	-
AV	2.4126G	97.35	Inf	-Inf	32.06	3	Vertical	281	2.08	65.29	27.63	4.43	-
PK	2.388G	65.37	74.00	-8.63	31.91	3	Vertical	281	2.08	33.46	27.50	4.41	-
PK	2.4176G	107.02	Inf	-Inf	32.08	3	Vertical	281	2.08	74.94	27.64	4.44	-

2.4-2.4835GHz_802.11g_Nss1,(6Mbps)_2TX

2412MHz_TX

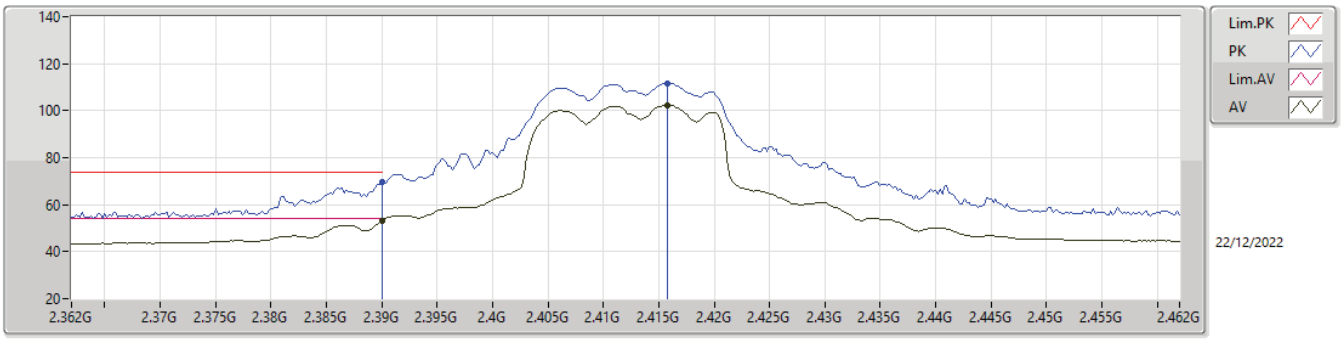

Type	Freq	Level	Limit	Margin	Factor	Dist	Condition	Azimuth	Height	Raw	AF	CL	PA
	(Hz)	(dBuV/m)	(dBuV/m)	(dB)	(dB)	(m)		(°)	(m)	(dBuV)	(dB)	(dB)	(dB)
AV	2.39G	53.04	54.00	-0.96	31.93	3	Horizontal	165	2.40	21.11	27.52	4.41	-
AV	2.4158G	102.26	Inf	-Inf	32.07	3	Horizontal	165	2.40	70.19	27.63	4.44	-
PK	2.39G	69.54	74.00	-4.46	31.93	3	Horizontal	165	2.40	37.61	27.52	4.41	-
PK	2.4158G	111.64	Inf	-Inf	32.07	3	Horizontal	165	2.40	79.57	27.63	4.44	-

2.4-2.4835GHz_802.11g_Nss1,(6Mbps)_2TX

2412MHz_TX

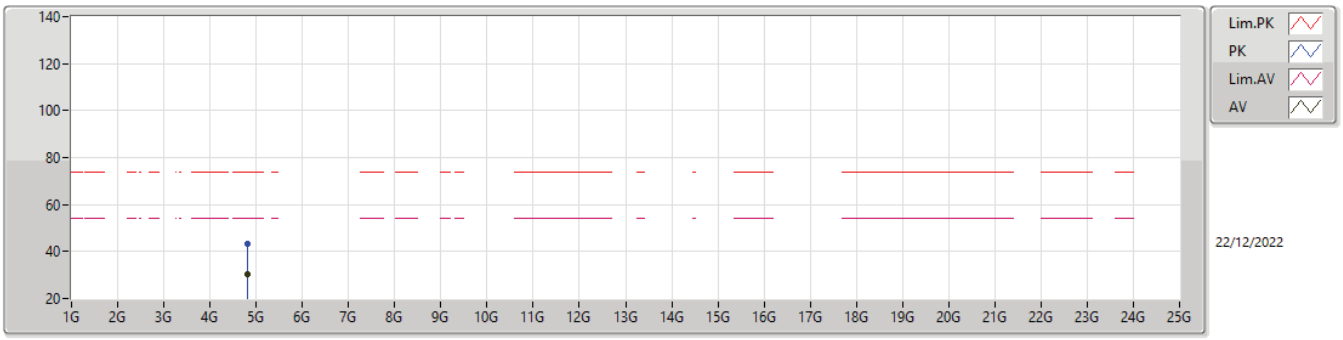

Type	Freq	Level	Limit	Margin	Factor	Dist	Condition	Azimuth	Height	Raw	AF	CL	PA
	(Hz)	(dBuV/m)	(dBuV/m)	(dB)	(dB)	(m)		(°)	(m)	(dBuV)	(dB)	(dB)	(dB)
AV	4.824G	30.19	54.00	-23.81	4.82	3	Vertical	110	2.52	25.37	32.34	6.66	34.18
PK	4.81976G	43.23	74.00	-30.77	4.80	3	Vertical	110	2.52	38.43	32.32	6.66	34.18

2.4-2.4835GHz_802.11g_Nss1,(6Mbps)_2TX

2412MHz_TX

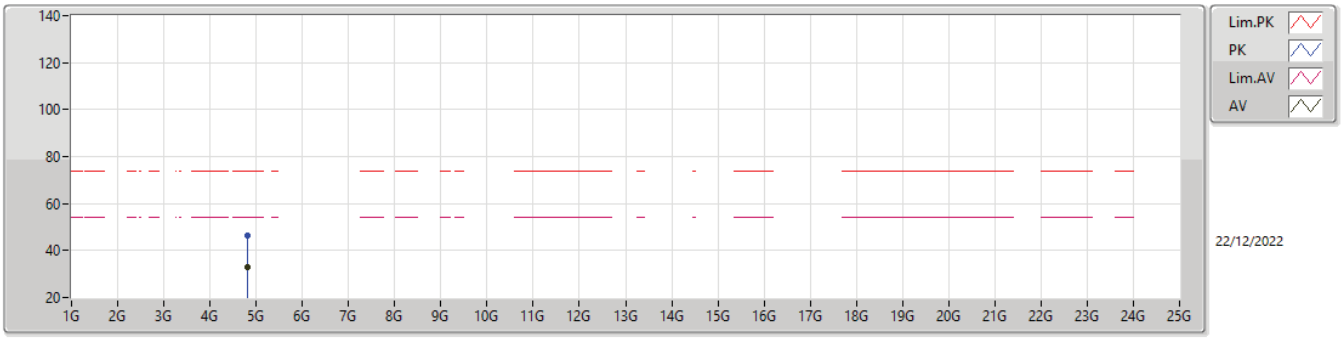

Type	Freq	Level	Limit	Margin	Factor	Dist	Condition	Azimuth	Height	Raw	AF	CL	PA
	(Hz)	(dBuV/m)	(dBuV/m)	(dB)	(dB)	(m)		(°)	(m)	(dBuV)	(dB)	(dB)	(dB)
AV	4.82392G	32.91	54.00	-21.09	4.82	3	Horizontal	36	2.31	28.09	32.34	6.66	34.18
PK	4.8236G	46.17	74.00	-27.83	4.82	3	Horizontal	36	2.31	41.35	32.34	6.66	34.18

2.4-2.4835GHz_802.11g_Nss1,(6Mbps)_2TX

2417MHz_TX

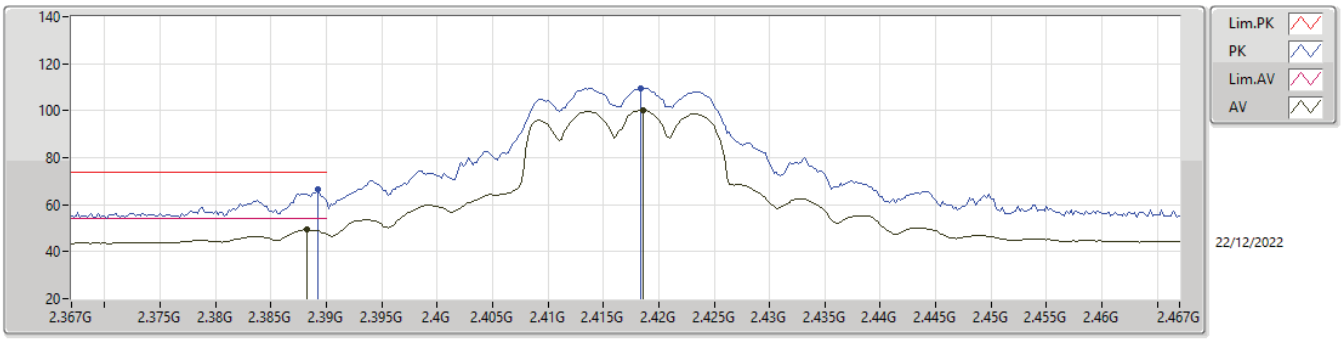

Type	Freq	Level	Limit	Margin	Factor	Dist	Condition	Azimuth	Height	Raw	AF	CL	PA
	(Hz)	(dBuV/m)	(dBuV/m)	(dB)	(dB)	(m)		(°)	(m)	(dBuV)	(dB)	(dB)	(dB)
AV	2.3882G	49.28	54.00	-4.72	31.92	3	Vertical	279	2.34	17.36	27.51	4.41	-
AV	2.4186G	100.25	Inf	-Inf	32.08	3	Vertical	279	2.34	68.17	27.64	4.44	-
PK	2.3892G	66.49	74.00	-7.51	31.92	3	Vertical	279	2.34	34.57	27.51	4.41	-
PK	2.4184G	109.60	Inf	-Inf	32.08	3	Vertical	279	2.34	77.52	27.64	4.44	-

2.4-2.4835GHz_802.11g_Nss1,(6Mbps)_2TX

2417MHz_TX

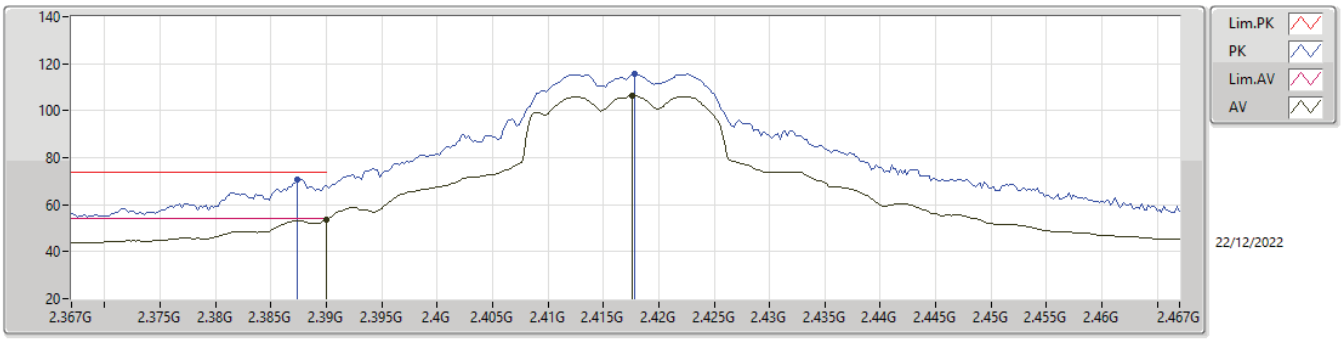

Type	Freq	Level	Limit	Margin	Factor	Dist	Condition	Azimuth	Height	Raw	AF	CL	PA
	(Hz)	(dBuV/m)	(dBuV/m)	(dB)	(dB)	(m)		(°)	(m)	(dBuV)	(dB)	(dB)	(dB)
AV	2.39G	53.68	54.00	-0.32	31.93	3	Horizontal	165	2.97	21.75	27.52	4.41	-
AV	2.4176G	106.51	Inf	-Inf	32.08	3	Horizontal	165	2.97	74.43	27.64	4.44	-
PK	2.3874G	70.87	74.00	-3.13	31.91	3	Horizontal	165	2.97	38.96	27.50	4.41	-
PK	2.4178G	115.66	Inf	-Inf	32.08	3	Horizontal	165	2.97	83.58	27.64	4.44	-

2.4-2.4835GHz_802.11g_Nss1,(6Mbps)_2TX

2437MHz_TX

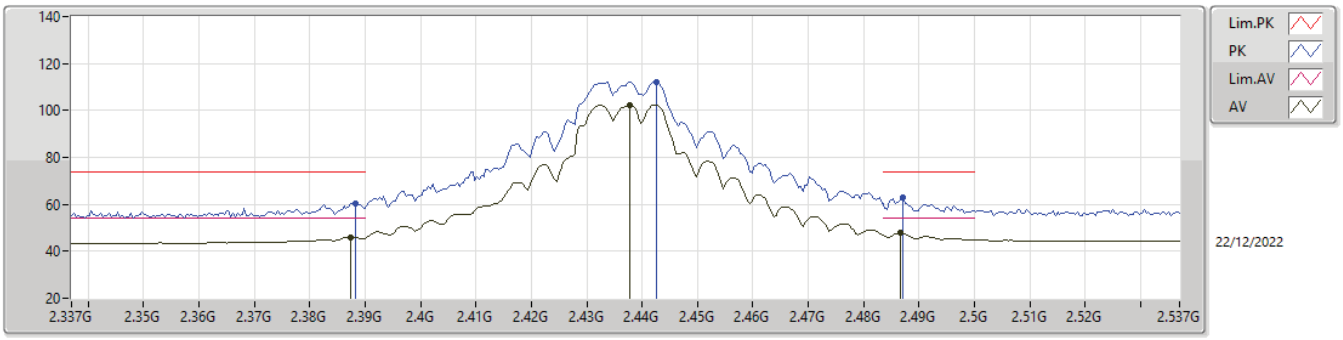

Type	Freq	Level	Limit	Margin	Factor	Dist	Condition	Azimuth	Height	Raw	AF	CL	PA
	(Hz)	(dBuV/m)	(dBuV/m)	(dB)	(dB)	(m)		(°)	(m)	(dBuV)	(dB)	(dB)	(dB)
AV	2.3874G	46.09	54.00	-7.91	31.91	3	Vertical	281	2.30	14.18	27.50	4.41	-
AV	2.4378G	102.47	Inf	-Inf	32.14	3	Vertical	281	2.30	70.33	27.68	4.46	-
AV	2.4866G	47.68	54.00	-6.32	32.36	3	Vertical	281	2.30	15.32	27.85	4.51	-
PK	2.3882G	60.43	74.00	-13.57	31.92	3	Vertical	281	2.30	28.51	27.51	4.41	-
PK	2.4426G	112.31	Inf	-Inf	32.15	3	Vertical	281	2.30	80.16	27.69	4.46	-
PK	2.487G	62.76	74.00	-11.24	32.36	3	Vertical	281	2.30	30.40	27.85	4.51	-

2.4-2.4835GHz_802.11g_Nss1,(6Mbps)_2TX

2437MHz_TX

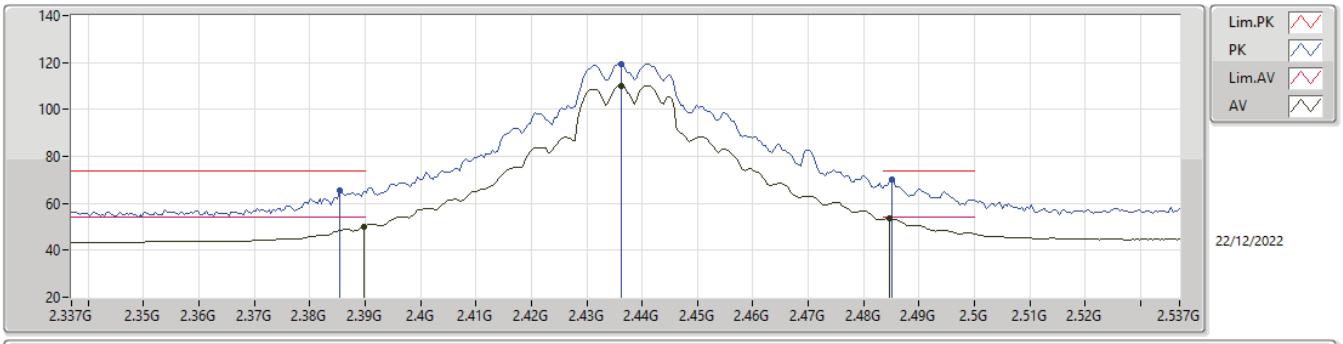

Type	Freq	Level	Limit	Margin	Factor	Dist	Condition	Azimuth	Height	Raw	AF	CL	PA
	(Hz)	(dBuV/m)	(dBuV/m)	(dB)	(dB)	(m)		(°)	(m)	(dBuV)	(dB)	(dB)	(dB)
AV	2.3898G	50.24	54.00	-3.76	31.93	3	Horizontal	166	2.93	18.31	27.52	4.41	-
AV	2.4362G	110.02	Inf	-Inf	32.13	3	Horizontal	166	2.93	77.89	27.67	4.46	-
AV	2.4846G	53.75	54.00	-0.25	32.35	3	Horizontal	166	2.93	21.40	27.84	4.51	-
PK	2.3854G	65.36	74.00	-8.64	31.89	3	Horizontal	166	2.93	33.47	27.48	4.41	-
PK	2.4362G	119.51	Inf	-Inf	32.13	3	Horizontal	166	2.93	87.38	27.67	4.46	-
PK	2.485G	70.32	74.00	-3.68	32.35	3	Horizontal	166	2.93	37.97	27.84	4.51	-

2.4-2.4835GHz_802.11g_Nss1,(6Mbps)_2TX

2437MHz_TX

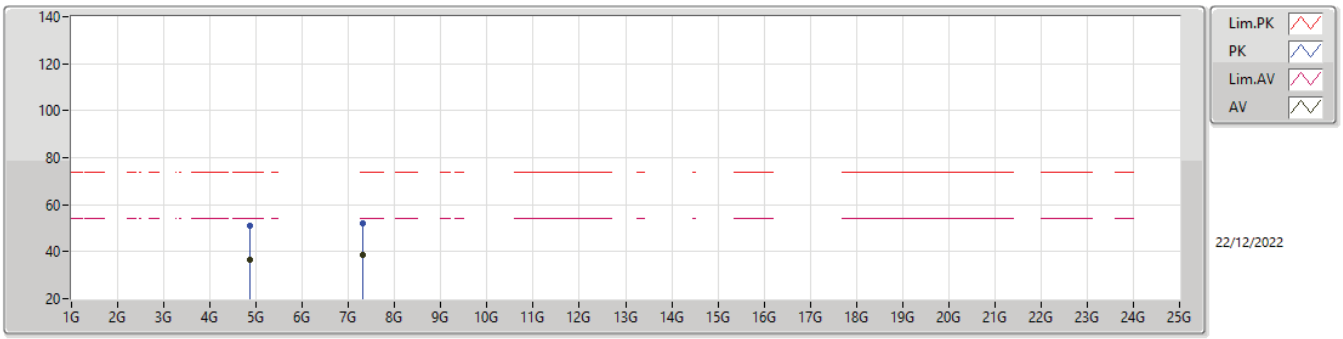

Type	Freq	Level	Limit	Margin	Factor	Dist	Condition	Azimuth	Height	Raw	AF	CL	PA
	(Hz)	(dBuV/m)	(dBuV/m)	(dB)	(dB)	(m)		(°)	(m)	(dBuV)	(dB)	(dB)	(dB)
AV	4.87616G	36.73	54.00	-17.27	5.10	3	Vertical	112	2.48	31.63	32.60	6.66	34.16
AV	7.31166G	38.76	54.00	-15.24	10.61	3	Vertical	223	3.00	28.15	36.75	8.36	34.50
PK	4.87628G	50.80	74.00	-23.20	5.11	3	Vertical	112	2.48	45.69	32.61	6.66	34.16
PK	7.30566G	52.27	74.00	-21.73	10.62	3	Vertical	223	3.00	41.65	36.78	8.34	34.50

2.4-2.4835GHz_802.11g_Nss1,(6Mbps)_2TX

2437MHz_TX

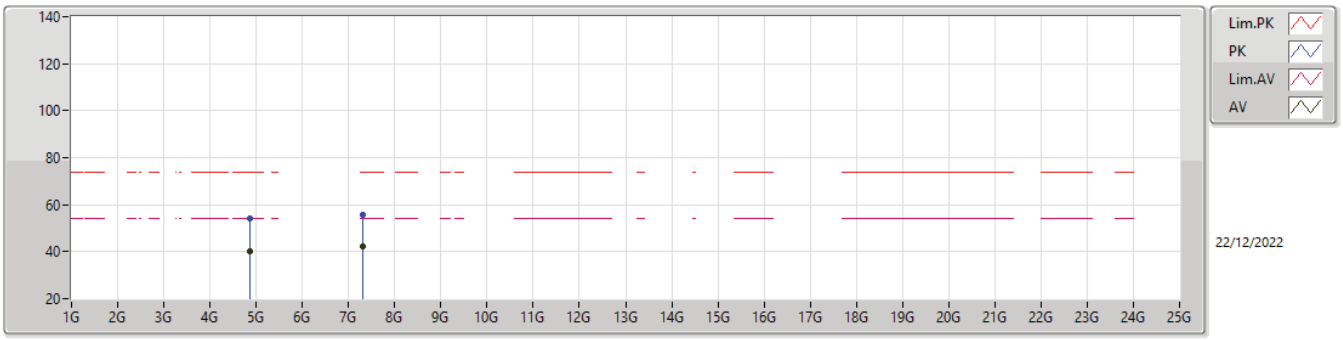

Type	Freq	Level	Limit	Margin	Factor	Dist	Condition	Azimuth	Height	Raw	AF	CL	PA
	(Hz)	(dBuV/m)	(dBuV/m)	(dB)	(dB)	(m)		(°)	(m)	(dBuV)	(dB)	(dB)	(dB)
AV	4.87622G	39.93	54.00	-14.07	5.10	3	Horizontal	36	2.27	34.83	32.60	6.66	34.16
AV	7.31184G	42.44	54.00	-11.56	10.61	3	Horizontal	8	2.14	31.83	36.75	8.36	34.50
PK	4.87634G	54.06	74.00	-19.94	5.11	3	Horizontal	36	2.27	48.95	32.61	6.66	34.16
PK	7.31226G	55.63	74.00	-18.37	10.61	3	Horizontal	8	2.14	45.02	36.75	8.36	34.50

2.4-2.4835GHz_802.11g_Nss1,(6Mbps)_2TX

2457MHz_TX

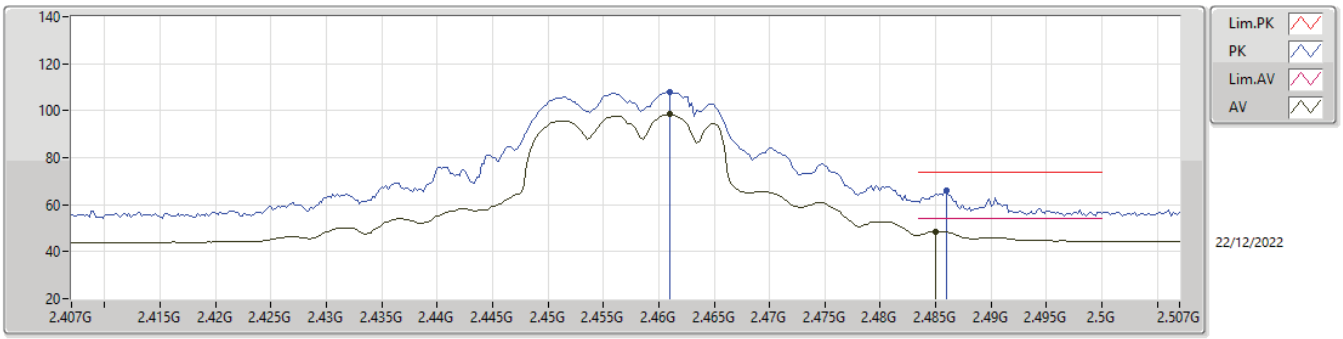

Type	Freq	Level	Limit	Margin	Factor	Dist	Condition	Azimuth	Height	Raw	AF	CL	PA
	(Hz)	(dBuV/m)	(dBuV/m)	(dB)	(dB)	(m)		(°)	(m)	(dBuV)	(dB)	(dB)	(dB)
AV	2.461G	98.38	Inf	-Inf	32.22	3	Vertical	281	3.00	66.16	27.74	4.48	-
AV	2.485G	48.70	54.00	-5.30	32.35	3	Vertical	281	3.00	16.35	27.84	4.51	-
PK	2.461G	107.97	Inf	-Inf	32.22	3	Vertical	281	3.00	75.75	27.74	4.48	-
PK	2.486G	66.09	74.00	-7.91	32.35	3	Vertical	281	3.00	33.74	27.84	4.51	-

2.4-2.4835GHz_802.11g_Nss1,(6Mbps)_2TX

2457MHz_TX

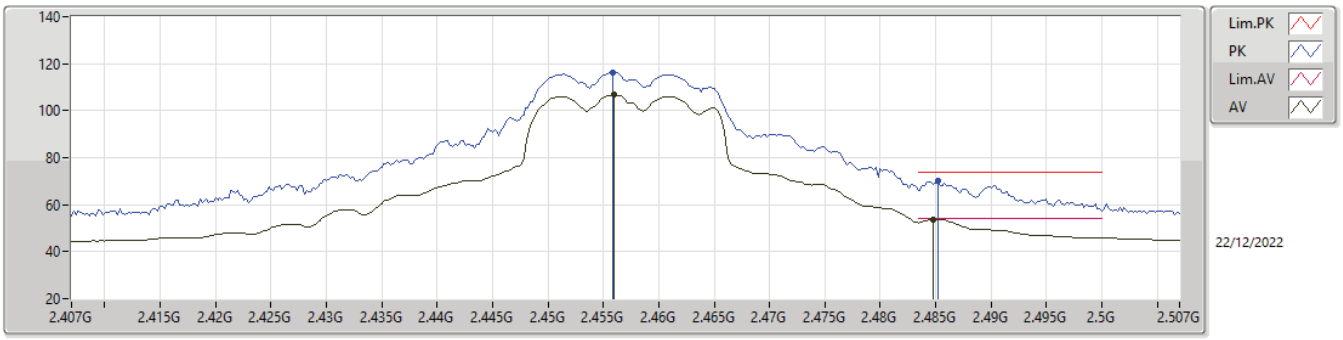

Type	Freq	Level	Limit	Margin	Factor	Dist	Condition	Azimuth	Height	Raw	AF	CL	PA
	(Hz)	(dBuV/m)	(dBuV/m)	(dB)	(dB)	(m)		(°)	(m)	(dBuV)	(dB)	(dB)	(dB)
AV	2.456G	106.68	Inf	-Inf	32.20	3	Horizontal	166	2.91	74.48	27.72	4.48	-
AV	2.4848G	53.73	54.00	-0.27	32.35	3	Horizontal	166	2.91	21.38	27.84	4.51	-
PK	2.4558G	116.19	Inf	-Inf	32.20	3	Horizontal	166	2.91	83.99	27.72	4.48	-
PK	2.4852G	69.97	74.00	-4.03	32.35	3	Horizontal	166	2.91	37.62	27.84	4.51	-

2.4-2.4835GHz_802.11g_Nss1,(6Mbps)_2TX

2462MHz_TX

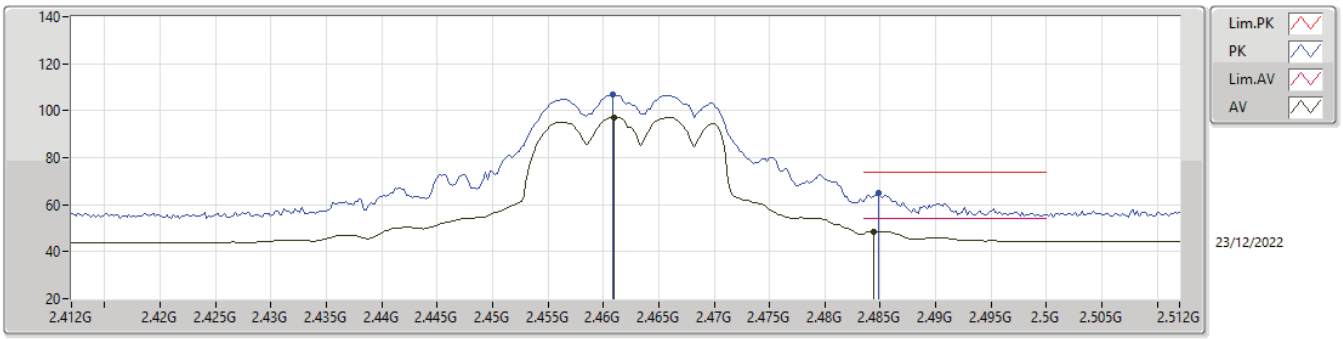

Type	Freq	Level	Limit	Margin	Factor	Dist	Condition	Azimuth	Height	Raw	AF	CL	PA
	(Hz)	(dBuV/m)	(dBuV/m)	(dB)	(dB)	(m)		(°)	(m)	(dBuV)	(dB)	(dB)	(dB)
AV	2.461G	97.23	Inf	-Inf	32.22	3	Vertical	282	3.00	65.01	27.74	4.48	-
AV	2.4844G	48.50	54.00	-5.50	32.35	3	Vertical	282	3.00	16.15	27.84	4.51	-
PK	2.4608G	106.75	Inf	-Inf	32.22	3	Vertical	282	3.00	74.53	27.74	4.48	-
PK	2.4848G	64.78	74.00	-9.22	32.35	3	Vertical	282	3.00	32.43	27.84	4.51	-

2.4-2.4835GHz_802.11g_Nss1,(6Mbps)_2TX

2462MHz_TX

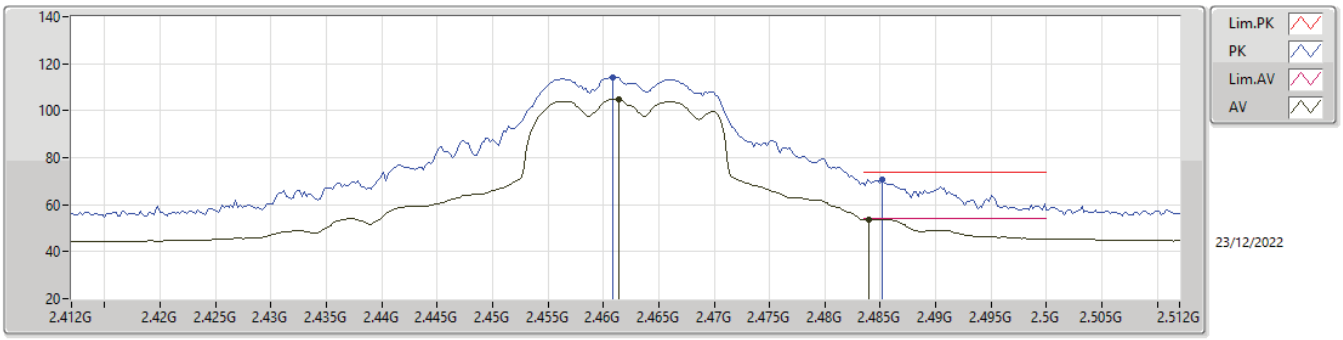

Type	Freq	Level	Limit	Margin	Factor	Dist	Condition	Azimuth	Height	Raw	AF	CL	PA
	(Hz)	(dBuV/m)	(dBuV/m)	(dB)	(dB)	(m)		(°)	(m)	(dBuV)	(dB)	(dB)	(dB)
AV	2.4614G	104.91	Inf	-Inf	32.23	3	Horizontal	170	2.90	72.68	27.75	4.48	-
AV	2.484G	53.80	54.00	-0.20	32.35	3	Horizontal	170	2.90	21.45	27.84	4.51	-
PK	2.4608G	114.27	Inf	-Inf	32.22	3	Horizontal	170	2.90	82.05	27.74	4.48	-
PK	2.4852G	70.72	74.00	-3.28	32.35	3	Horizontal	170	2.90	38.37	27.84	4.51	-

2.4-2.4835GHz_802.11g_Nss1,(6Mbps)_2TX

2462MHz_TX

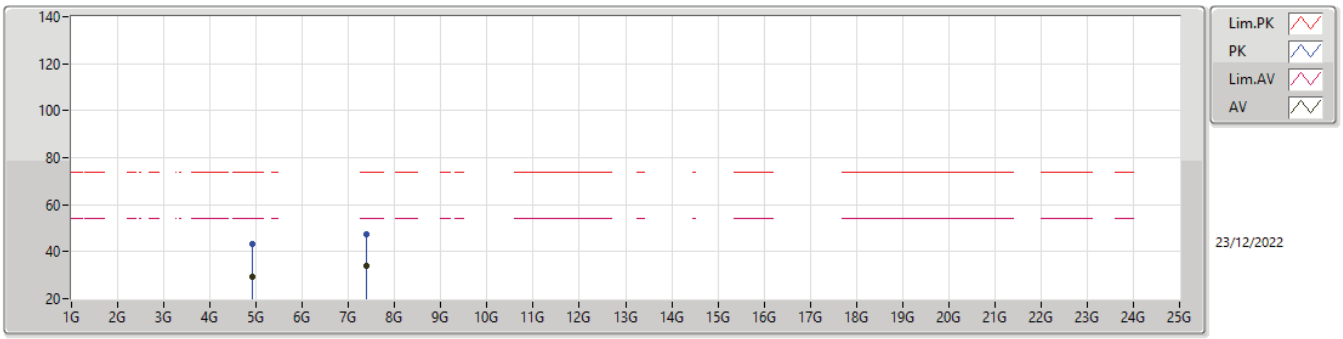

Type	Freq	Level	Limit	Margin	Factor	Dist	Condition	Azimuth	Height	Raw	AF	CL	PA
	(Hz)	(dBuV/m)	(dBuV/m)	(dB)	(dB)	(m)		(°)	(m)	(dBuV)	(dB)	(dB)	(dB)
AV	4.92376G	29.34	54.00	-24.66	5.36	3	Vertical	111	3.00	23.98	32.84	6.67	34.15
AV	7.38564G	33.73	54.00	-20.27	10.47	3	Vertical	127	2.25	23.26	36.46	8.52	34.51
PK	4.91812G	43.28	74.00	-30.72	5.33	3	Vertical	111	3.00	37.95	32.81	6.67	34.15
PK	7.38906G	47.30	74.00	-26.70	10.46	3	Vertical	127	2.25	36.84	36.44	8.53	34.51

2.4-2.4835GHz_802.11g_Nss1,(6Mbps)_2TX

2462MHz_TX

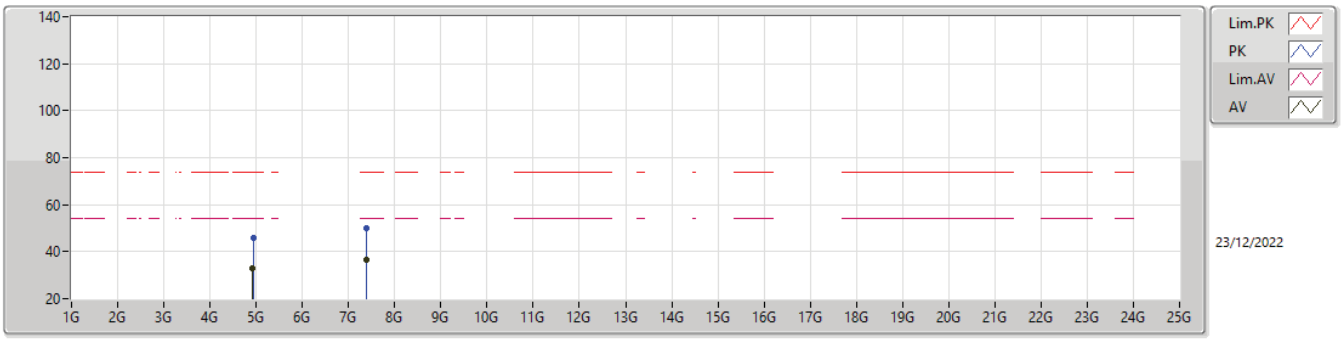

Type	Freq	Level	Limit	Margin	Factor	Dist	Condition	Azimuth	Height	Raw	AF	CL	PA
	(Hz)	(dBuV/m)	(dBuV/m)	(dB)	(dB)	(m)		(°)	(m)	(dBuV)	(dB)	(dB)	(dB)
AV	4.92382G	32.90	54.00	-21.10	5.36	3	Horizontal	31	2.45	27.54	32.84	6.67	34.15
AV	7.38624G	36.63	54.00	-17.37	10.47	3	Horizontal	7	2.18	26.16	36.46	8.52	34.51
PK	4.93432G	45.81	74.00	-28.19	5.44	3	Horizontal	31	2.45	40.37	32.91	6.67	34.14
PK	7.38558G	50.20	74.00	-23.80	10.47	3	Horizontal	7	2.18	39.73	36.46	8.52	34.51

2.4-2.4835GHz_VHT20_Nss1,(MCS0)_2TX

2412MHz_TX

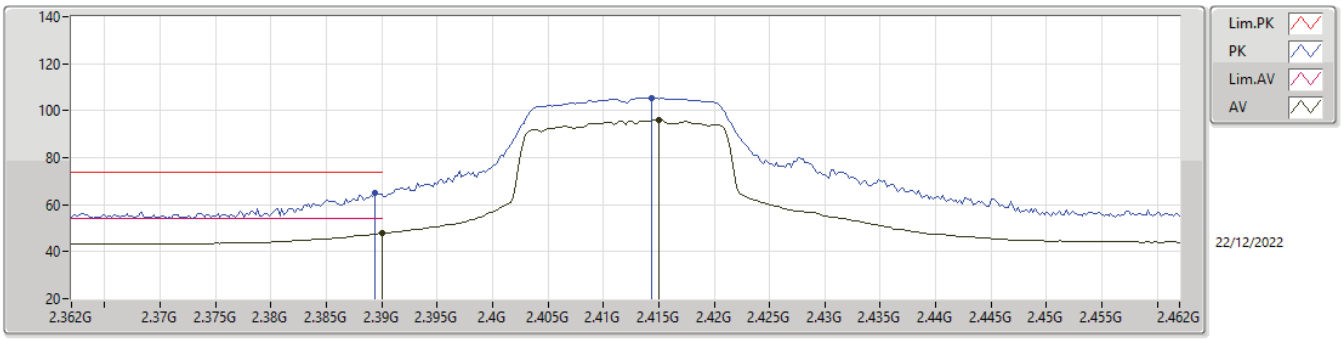

Type	Freq	Level	Limit	Margin	Factor	Dist	Condition	Azimuth	Height	Raw	AF	CL	PA
	(Hz)	(dBuV/m)	(dBuV/m)	(dB)	(dB)	(m)		(°)	(m)	(dBuV)	(dB)	(dB)	(dB)
AV	2.39G	47.80	54.00	-6.20	31.93	3	Vertical	94	2.91	15.87	27.52	4.41	-
AV	2.415G	95.87	Inf	-Inf	32.07	3	Vertical	94	2.91	63.80	27.63	4.44	-
PK	2.3894G	64.83	74.00	-9.17	31.93	3	Vertical	94	2.91	32.90	27.52	4.41	-
PK	2.4144G	105.38	Inf	-Inf	32.07	3	Vertical	94	2.91	73.31	27.63	4.44	-

2.4-2.4835GHz_VHT20_Nss1,(MCS0)_2TX

2412MHz_TX

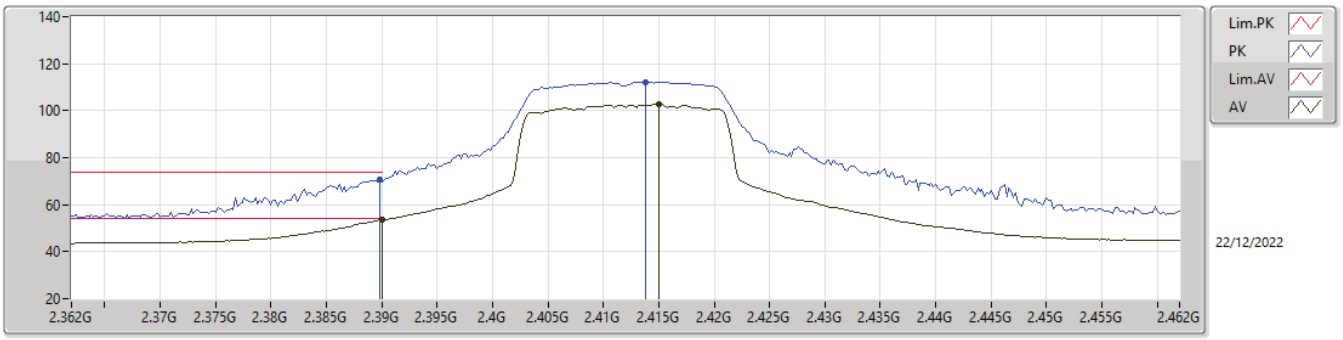

Type	Freq	Level	Limit	Margin	Factor	Dist	Condition	Azimuth	Height	Raw	AF	CL	PA
	(Hz)	(dBuV/m)	(dBuV/m)	(dB)	(dB)	(m)		(°)	(m)	(dBuV)	(dB)	(dB)	(dB)
AV	2.39G	53.67	54.00	-0.33	31.93	3	Horizontal	209	3.00	21.74	27.52	4.41	-
AV	2.415G	102.69	Inf	-Inf	32.07	3	Horizontal	209	3.00	70.62	27.63	4.44	-
PK	2.3898G	70.57	74.00	-3.43	31.93	3	Horizontal	209	3.00	38.64	27.52	4.41	-
PK	2.4138G	112.27	Inf	-Inf	32.06	3	Horizontal	209	3.00	80.21	27.63	4.43	-

2.4-2.4835GHz_VHT20_Nss1,(MCS0)_2TX

2412MHz_TX

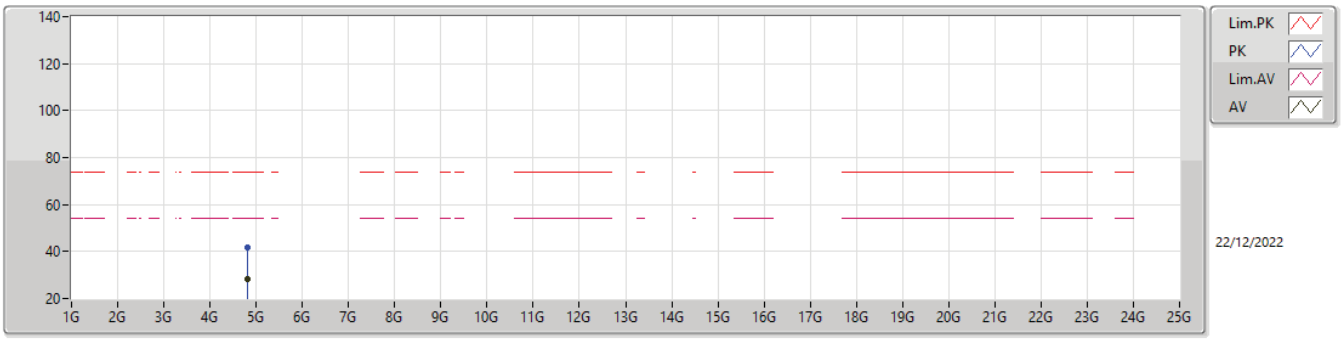

Type	Freq	Level	Limit	Margin	Factor	Dist	Condition	Azimuth	Height	Raw	AF	CL	PA
	(Hz)	(dBuV/m)	(dBuV/m)	(dB)	(dB)	(m)		(°)	(m)	(dBuV)	(dB)	(dB)	(dB)
AV	4.82408G	28.38	54.00	-25.62	4.82	3	Vertical	274	1.50	23.56	32.34	6.66	34.18
PK	4.82384G	41.76	74.00	-32.24	4.82	3	Vertical	274	1.50	36.94	32.34	6.66	34.18

2.4-2.4835GHz_VHT20_Nss1,(MCS0)_2TX

2412MHz_TX

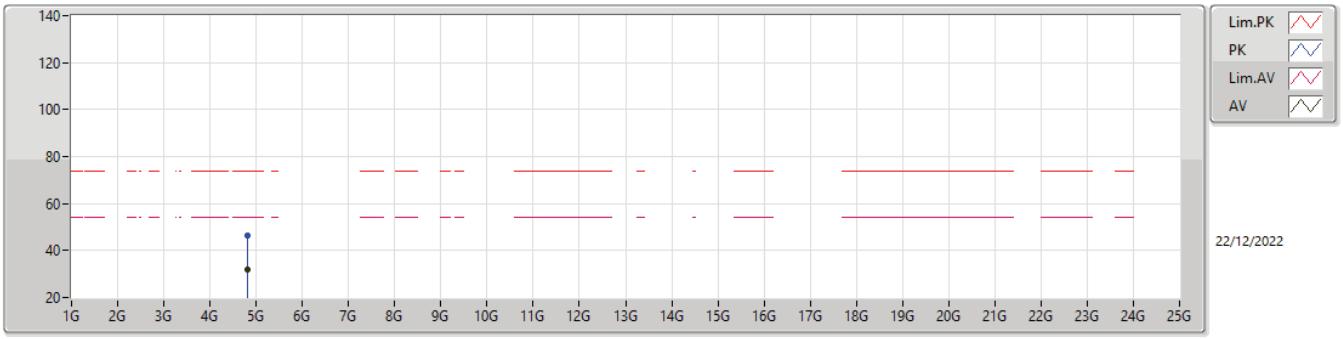

Type	Freq	Level	Limit	Margin	Factor	Dist	Condition	Azimuth	Height	Raw	AF	CL	PA
	(Hz)	(dBuV/m)	(dBuV/m)	(dB)	(dB)	(m)		(°)	(m)	(dBuV)	(dB)	(dB)	(dB)
AV	4.82376G	31.76	54.00	-22.24	4.82	3	Horizontal	35	2.69	26.94	32.34	6.66	34.18
PK	4.82216G	46.17	74.00	-27.83	4.81	3	Horizontal	35	2.69	41.36	32.33	6.66	34.18

2.4-2.4835GHz_VHT20_Nss1,(MCS0)_2TX

2417MHz_TX

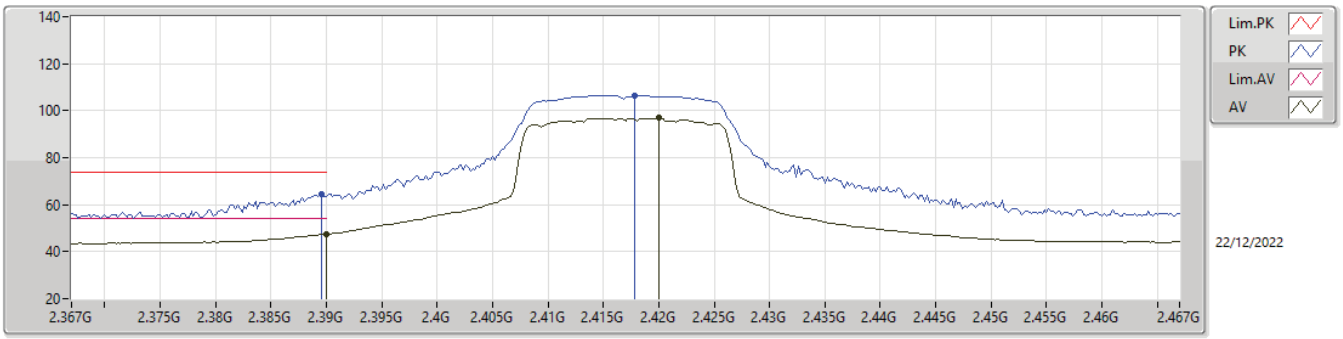

Type	Freq	Level	Limit	Margin	Factor	Dist	Condition	Azimuth	Height	Raw	AF	CL	PA
	(Hz)	(dBuV/m)	(dBuV/m)	(dB)	(dB)	(m)		(°)	(m)	(dBuV)	(dB)	(dB)	(dB)
AV	2.39G	47.43	54.00	-6.57	31.93	3	Vertical	283	2.09	15.50	27.52	4.41	-
AV	2.42G	96.82	Inf	-Inf	32.08	3	Vertical	283	2.09	64.74	27.64	4.44	-
PK	2.3896G	64.50	74.00	-9.50	31.93	3	Vertical	283	2.09	32.57	27.52	4.41	-
PK	2.4178G	106.49	Inf	-Inf	32.08	3	Vertical	283	2.09	74.41	27.64	4.44	-

2.4-2.4835GHz_VHT20_Nss1,(MCS0)_2TX

2417MHz_TX

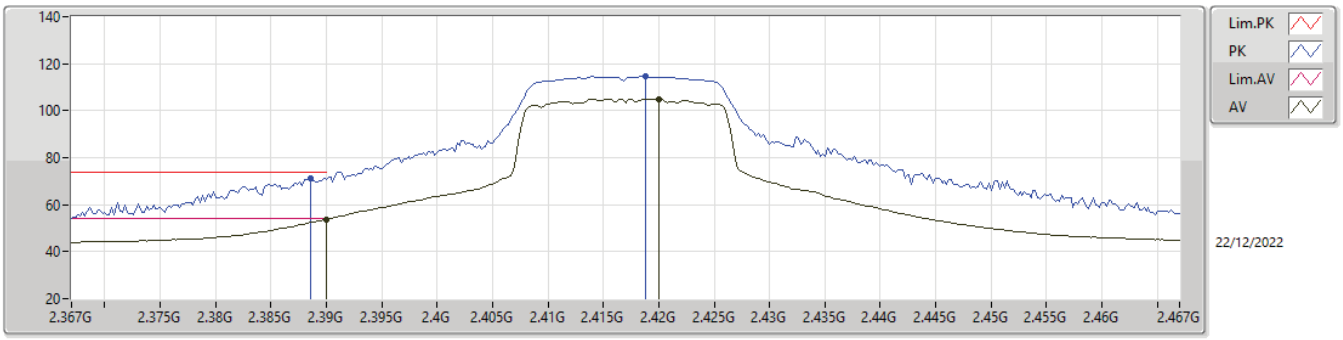

Type	Freq	Level	Limit	Margin	Factor	Dist	Condition	Azimuth	Height	Raw	AF	CL	PA
	(Hz)	(dBuV/m)	(dBuV/m)	(dB)	(dB)	(m)		(°)	(m)	(dBuV)	(dB)	(dB)	(dB)
AV	2.39G	53.79	54.00	-0.21	31.93	3	Horizontal	198	3.00	21.86	27.52	4.41	-
AV	2.42G	104.91	Inf	-Inf	32.08	3	Horizontal	198	3.00	72.83	27.64	4.44	-
PK	2.3886G	70.98	74.00	-3.02	31.92	3	Horizontal	198	3.00	39.06	27.51	4.41	-
PK	2.4188G	114.50	Inf	-Inf	32.08	3	Horizontal	198	3.00	82.42	27.64	4.44	-

2.4-2.4835GHz_VHT20_Nss1,(MCS0)_2TX

2437MHz_TX

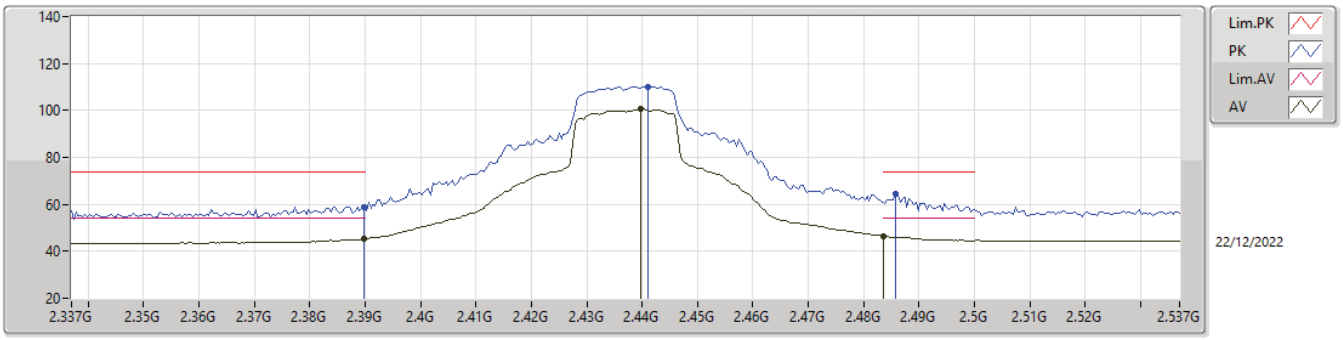

Type	Freq	Level	Limit	Margin	Factor	Dist	Condition	Azimuth	Height	Raw	AF	CL	PA
	(Hz)	(dBuV/m)	(dBuV/m)	(dB)	(dB)	(m)		(°)	(m)	(dBuV)	(dB)	(dB)	(dB)
AV	2.3898G	45.12	54.00	-8.88	31.93	3	Vertical	281	2.19	13.19	27.52	4.41	-
AV	2.4398G	100.63	Inf	-Inf	32.14	3	Vertical	281	2.19	68.49	27.68	4.46	-
AV	2.4835G	46.54	54.00	-7.46	32.34	3	Vertical	281	2.19	14.20	27.83	4.51	-
PK	2.3898G	58.98	74.00	-15.02	31.93	3	Vertical	281	2.19	27.05	27.52	4.41	-
PK	2.441G	110.17	Inf	-Inf	32.14	3	Vertical	281	2.19	78.03	27.68	4.46	-
PK	2.4858G	64.34	74.00	-9.66	32.35	3	Vertical	281	2.19	31.99	27.84	4.51	-

2.4-2.4835GHz_VHT20_Nss1,(MCS0)_2TX

2437MHz_TX

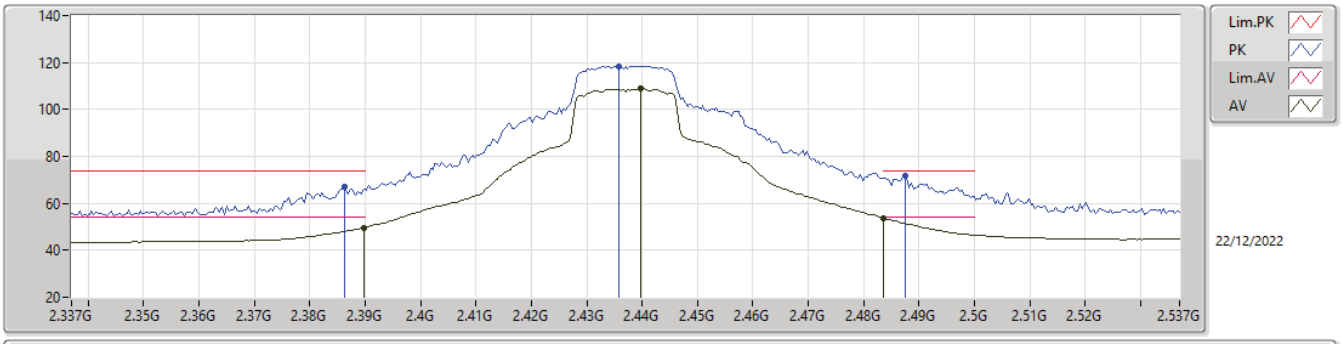

Type	Freq	Level	Limit	Margin	Factor	Dist	Condition	Azimuth	Height	Raw	AF	CL	PA
	(Hz)	(dBuV/m)	(dBuV/m)	(dB)	(dB)	(m)		(°)	(m)	(dBuV)	(dB)	(dB)	(dB)
AV	2.3898G	49.57	54.00	-4.43	31.93	3	Horizontal	198	2.92	17.64	27.52	4.41	-
AV	2.4398G	108.82	Inf	-Inf	32.14	3	Horizontal	198	2.92	76.68	27.68	4.46	-
AV	2.4835G	53.74	54.00	-0.26	32.34	3	Horizontal	198	2.92	21.40	27.83	4.51	-
PK	2.3862G	67.01	74.00	-6.99	31.90	3	Horizontal	198	2.92	35.11	27.49	4.41	-
PK	2.4358G	118.50	Inf	-Inf	32.13	3	Horizontal	198	2.92	86.37	27.67	4.46	-
PK	2.4874G	71.55	74.00	-2.45	32.36	3	Horizontal	198	2.92	39.19	27.85	4.51	-

2.4-2.4835GHz_VHT20_Nss1,(MCS0)_2TX

2437MHz_TX

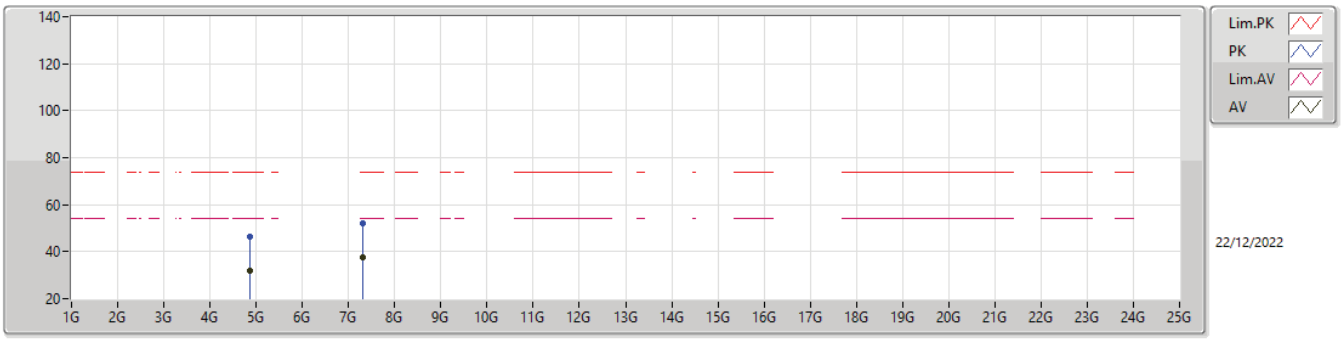

Type	Freq	Level	Limit	Margin	Factor	Dist	Condition	Azimuth	Height	Raw	AF	CL	PA
	(Hz)	(dBuV/m)	(dBuV/m)	(dB)	(dB)	(m)		(°)	(m)	(dBuV)	(dB)	(dB)	(dB)
AV	4.874G	31.83	54.00	-22.17	5.09	3	Vertical	273	1.53	26.74	32.60	6.66	34.17
AV	7.30914G	37.47	54.00	-16.53	10.61	3	Vertical	221	3.00	26.86	36.76	8.35	34.50
PK	4.87406G	46.19	74.00	-27.81	5.09	3	Vertical	273	1.53	41.10	32.60	6.66	34.17
PK	7.3137G	51.87	74.00	-22.13	10.61	3	Vertical	221	3.00	41.26	36.75	8.36	34.50

2.4-2.4835GHz_VHT20_Nss1,(MCS0)_2TX

2437MHz_TX

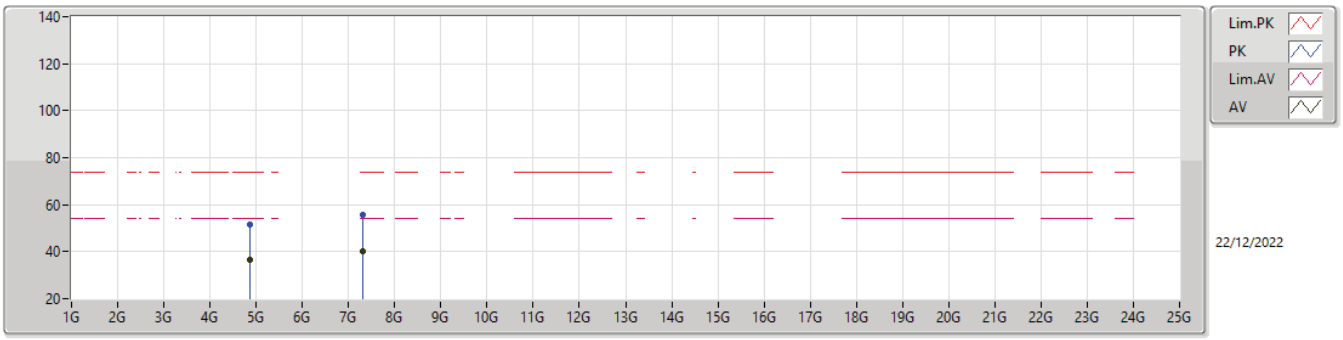

Type	Freq	Level	Limit	Margin	Factor	Dist	Condition	Azimuth	Height	Raw	AF	CL	PA
	(Hz)	(dBuV/m)	(dBuV/m)	(dB)	(dB)	(m)		(°)	(m)	(dBuV)	(dB)	(dB)	(dB)
AV	4.87382G	36.54	54.00	-17.46	5.09	3	Horizontal	10	2.66	31.45	32.60	6.66	34.17
AV	7.30914G	39.97	54.00	-14.03	10.61	3	Horizontal	7	2.14	29.36	36.76	8.35	34.50
PK	4.8731G	51.63	74.00	-22.37	5.08	3	Horizontal	10	2.66	46.55	32.59	6.66	34.17
PK	7.3176G	55.46	74.00	-18.54	10.60	3	Horizontal	7	2.14	44.86	36.73	8.37	34.50

2.4-2.4835GHz_VHT20_Nss1,(MCS0)_2TX

2457MHz_TX

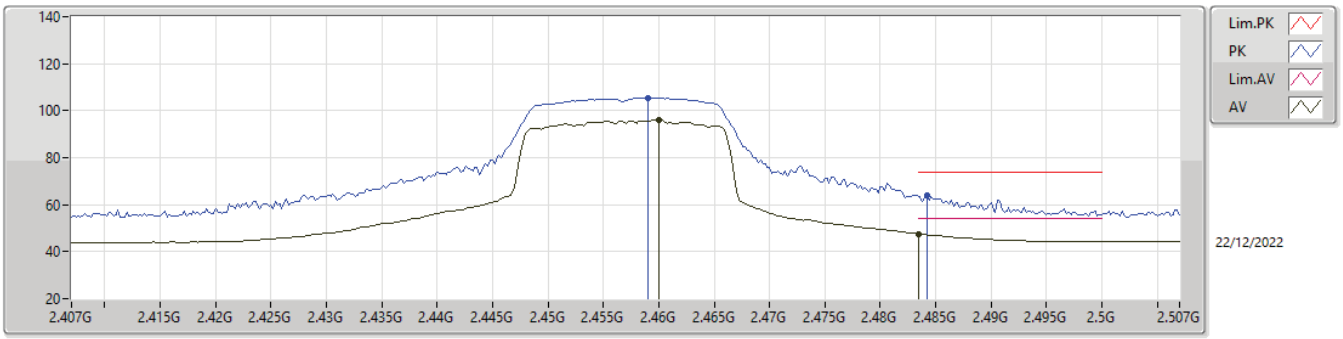

Type	Freq	Level	Limit	Margin	Factor	Dist	Condition	Azimuth	Height	Raw	AF	CL	PA
	(Hz)	(dBuV/m)	(dBuV/m)	(dB)	(dB)	(m)		(°)	(m)	(dBuV)	(dB)	(dB)	(dB)
AV	2.46G	95.98	Inf	-Inf	32.22	3	Vertical	280	2.12	63.76	27.74	4.48	-
AV	2.4835G	47.58	54.00	-6.42	32.34	3	Vertical	280	2.12	15.24	27.83	4.51	-
PK	2.459G	105.53	Inf	-Inf	32.22	3	Vertical	280	2.12	73.31	27.74	4.48	-
PK	2.4842G	64.03	74.00	-9.97	32.35	3	Vertical	280	2.12	31.68	27.84	4.51	-

2.4-2.4835GHz_VHT20_Nss1,(MCS0)_2TX

2457MHz_TX

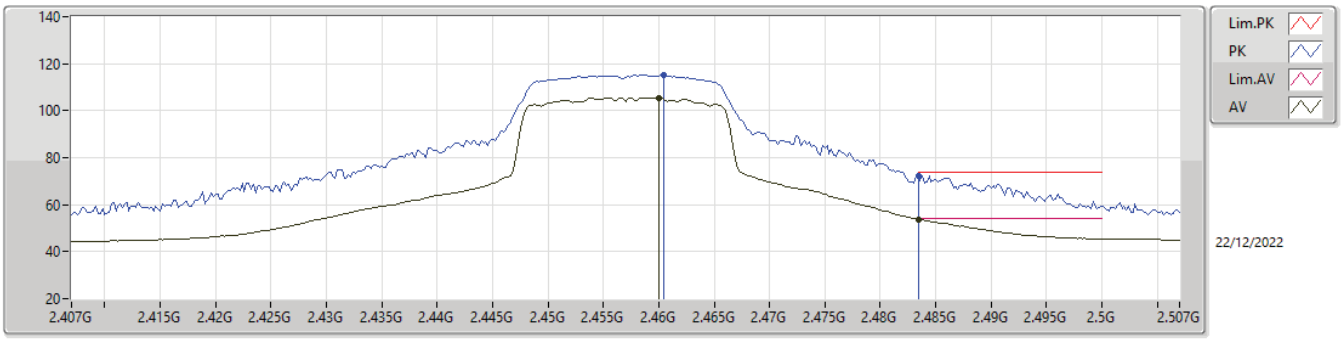

Type	Freq	Level	Limit	Margin	Factor	Dist	Condition	Azimuth	Height	Raw	AF	CL	PA
	(Hz)	(dBuV/m)	(dBuV/m)	(dB)	(dB)	(m)		(°)	(m)	(dBuV)	(dB)	(dB)	(dB)
AV	2.46G	105.50	Inf	-Inf	32.22	3	Horizontal	199	2.91	73.28	27.74	4.48	-
AV	2.4835G	53.68	54.00	-0.32	32.34	3	Horizontal	199	2.91	21.34	27.83	4.51	-
PK	2.4604G	115.09	Inf	-Inf	32.22	3	Horizontal	199	2.91	82.87	27.74	4.48	-
PK	2.4835G	72.31	74.00	-1.69	32.34	3	Horizontal	199	2.91	39.97	27.83	4.51	-

2.4-2.4835GHz_VHT20_Nss1,(MCS0)_2TX

2462MHz_TX

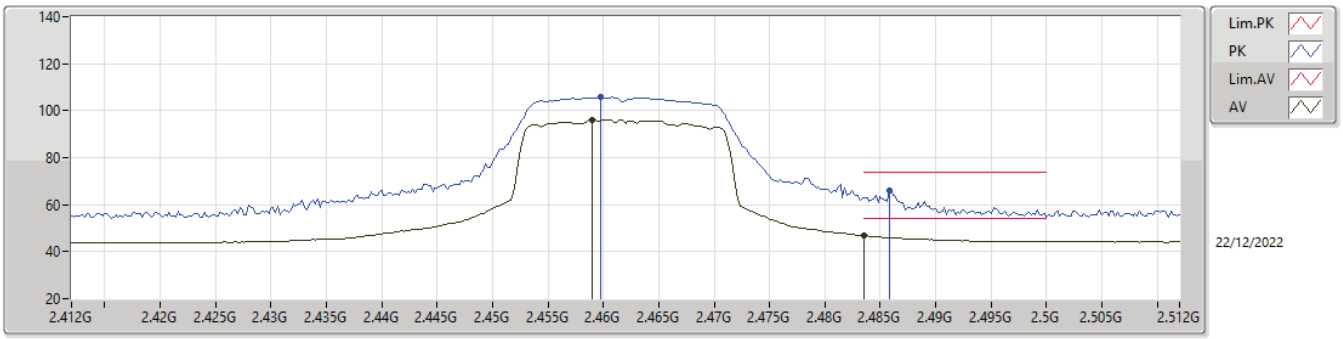

Type	Freq	Level	Limit	Margin	Factor	Dist	Condition	Azimuth	Height	Raw	AF	CL	PA
	(Hz)	(dBuV/m)	(dBuV/m)	(dB)	(dB)	(m)		(°)	(m)	(dBuV)	(dB)	(dB)	(dB)
AV	2.459G	95.91	Inf	-Inf	32.22	3	Vertical	283	2.11	63.69	27.74	4.48	-
AV	2.4835G	46.79	54.00	-7.21	32.34	3	Vertical	283	2.11	14.45	27.83	4.51	-
PK	2.4598G	105.62	Inf	-Inf	32.22	3	Vertical	283	2.11	73.40	27.74	4.48	-
PK	2.4858G	65.82	74.00	-8.18	32.35	3	Vertical	283	2.11	33.47	27.84	4.51	-

2.4-2.4835GHz_VHT20_Nss1,(MCS0)_2TX

2462MHz_TX

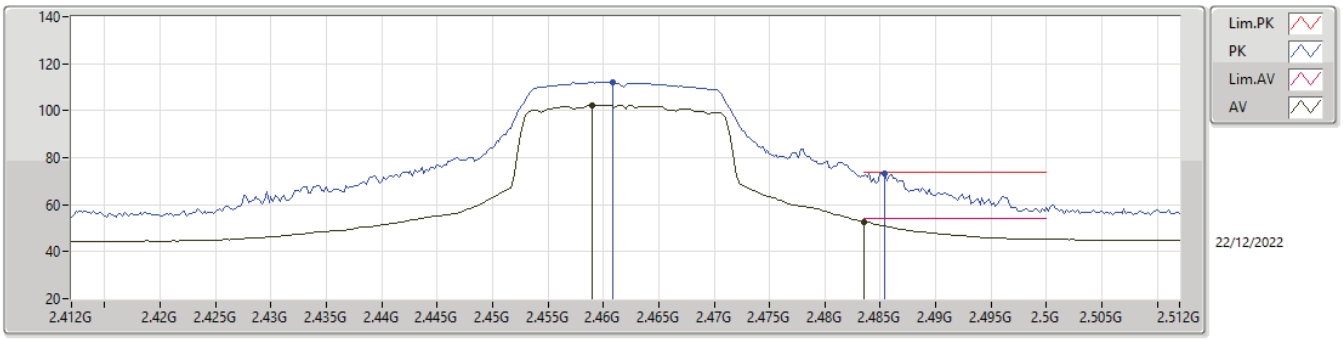

Type	Freq	Level	Limit	Margin	Factor	Dist	Condition	Azimuth	Height	Raw	AF	CL	PA
	(Hz)	(dBuV/m)	(dBuV/m)	(dB)	(dB)	(m)		(°)	(m)	(dBuV)	(dB)	(dB)	(dB)
AV	2.459G	102.45	Inf	-Inf	32.22	3	Horizontal	200	2.91	70.23	27.74	4.48	-
AV	2.4835G	52.65	54.00	-1.35	32.34	3	Horizontal	200	2.91	20.31	27.83	4.51	-
PK	2.4608G	112.15	Inf	-Inf	32.22	3	Horizontal	200	2.91	79.93	27.74	4.48	-
PK	2.4854G	73.40	74.00	-0.60	32.35	3	Horizontal	200	2.91	41.05	27.84	4.51	-

2.4-2.4835GHz_VHT20_Nss1,(MCS0)_2TX

2462MHz_TX

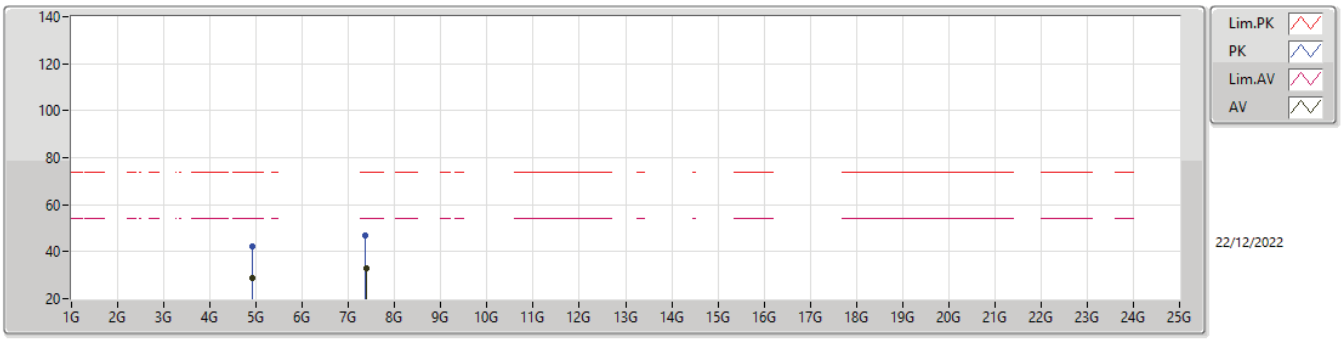

Type	Freq	Level	Limit	Margin	Factor	Dist	Condition	Azimuth	Height	Raw	AF	CL	PA
	(Hz)	(dBuV/m)	(dBuV/m)	(dB)	(dB)	(m)		(°)	(m)	(dBuV)	(dB)	(dB)	(dB)
AV	4.92388G	28.78	54.00	-25.22	5.36	3	Vertical	272	1.89	23.42	32.84	6.67	34.15
AV	7.39074G	33.02	54.00	-20.98	10.46	3	Vertical	127	2.34	22.56	36.44	8.53	34.51
PK	4.9165G	42.24	74.00	-31.76	5.32	3	Vertical	272	1.89	36.92	32.80	6.67	34.15
PK	7.3743G	47.02	74.00	-26.98	10.49	3	Vertical	127	2.34	36.53	36.50	8.49	34.50

2.4-2.4835GHz_VHT20_Nss1,(MCS0)_2TX

2462MHz_TX

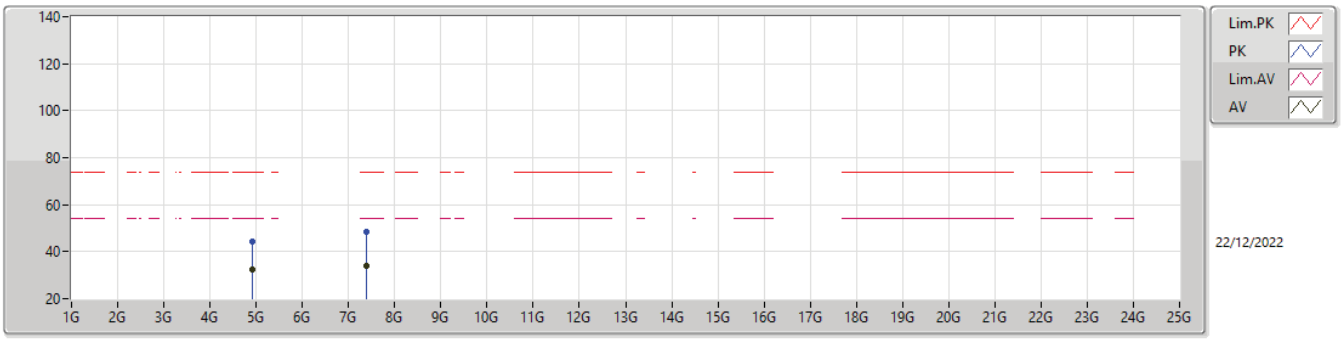

Type	Freq	Level	Limit	Margin	Factor	Dist	Condition	Azimuth	Height	Raw	AF	CL	PA
	(Hz)	(dBuV/m)	(dBuV/m)	(dB)	(dB)	(m)		(°)	(m)	(dBuV)	(dB)	(dB)	(dB)
AV	4.924G	32.49	54.00	-21.51	5.36	3	Horizontal	10	2.47	27.13	32.84	6.67	34.15
AV	7.3845G	33.98	54.00	-20.02	10.47	3	Horizontal	96	2.16	23.51	36.46	8.52	34.51
PK	4.92364G	44.40	74.00	-29.60	5.36	3	Horizontal	10	2.47	39.04	32.84	6.67	34.15
PK	7.3872G	48.34	74.00	-25.66	10.46	3	Horizontal	96	2.16	37.88	36.45	8.52	34.51

2.4-2.4835GHz_VHT40_Nss1,(MCS0)_2TX

2422MHz_TX

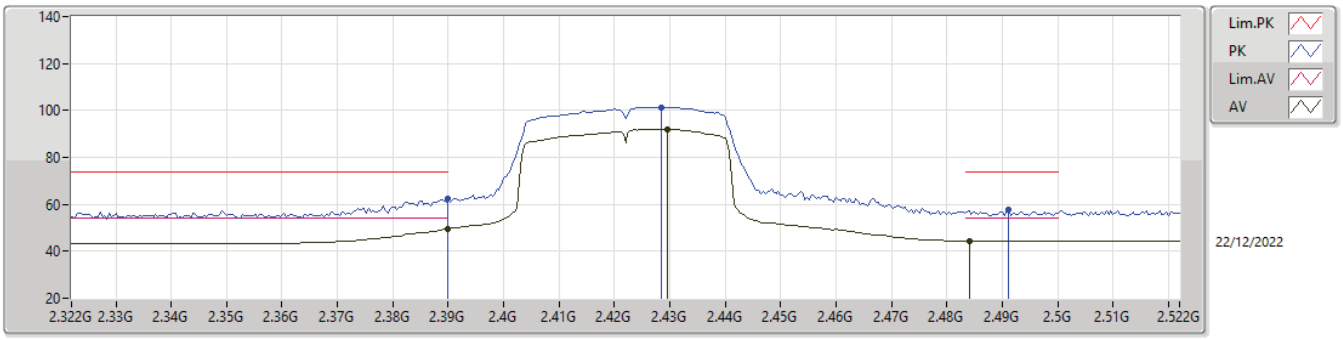

Type	Freq	Level	Limit	Margin	Factor	Dist	Condition	Azimuth	Height	Raw	AF	CL	PA
	(Hz)	(dBuV/m)	(dBuV/m)	(dB)	(dB)	(m)		(°)	(m)	(dBuV)	(dB)	(dB)	(dB)
AV	2.39G	49.56	54.00	-4.44	31.93	3	Vertical	279	2.80	17.63	27.52	4.41	-
AV	2.4296G	92.00	Inf	-Inf	32.11	3	Vertical	279	2.80	59.89	27.66	4.45	-
AV	2.484G	44.38	54.00	-9.62	32.35	3	Vertical	279	2.80	12.03	27.84	4.51	-
PK	2.39G	62.40	74.00	-11.60	31.93	3	Vertical	279	2.80	30.47	27.52	4.41	-
PK	2.4284G	101.43	Inf	-Inf	32.11	3	Vertical	279	2.80	69.32	27.66	4.45	-
PK	2.4912G	57.62	74.00	-16.38	32.38	3	Vertical	279	2.80	25.24	27.86	4.52	-

2.4-2.4835GHz_VHT40_Nss1,(MCS0)_2TX

2422MHz_TX

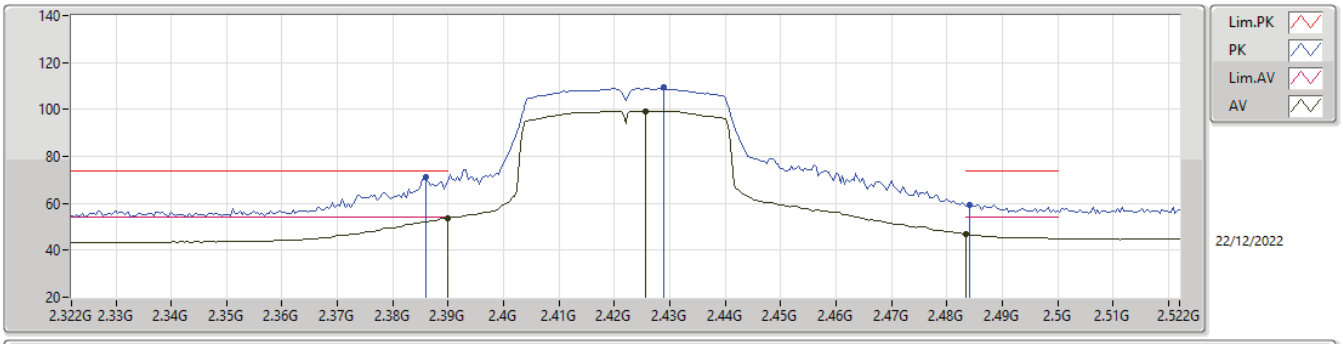

Type	Freq	Level	Limit	Margin	Factor	Dist	Condition	Azimuth	Height	Raw	AF	CL	PA
	(Hz)	(dBuV/m)	(dBuV/m)	(dB)	(dB)	(m)		(°)	(m)	(dBuV)	(dB)	(dB)	(dB)
AV	2.39G	53.79	54.00	-0.21	31.93	3	Horizontal	146	2.66	21.86	27.52	4.41	-
AV	2.4256G	99.31	Inf	-Inf	32.10	3	Horizontal	146	2.66	67.21	27.65	4.45	-
AV	2.4835G	46.95	54.00	-7.05	32.34	3	Horizontal	146	2.66	14.61	27.83	4.51	-
PK	2.386G	71.13	74.00	-2.87	31.90	3	Horizontal	146	2.66	39.23	27.49	4.41	-
PK	2.4288G	109.37	Inf	-Inf	32.11	3	Horizontal	146	2.66	77.26	27.66	4.45	-
PK	2.484G	59.52	74.00	-14.48	32.35	3	Horizontal	146	2.66	27.17	27.84	4.51	-

2.4-2.4835GHz_VHT40_Nss1,(MCS0)_2TX

2422MHz_TX

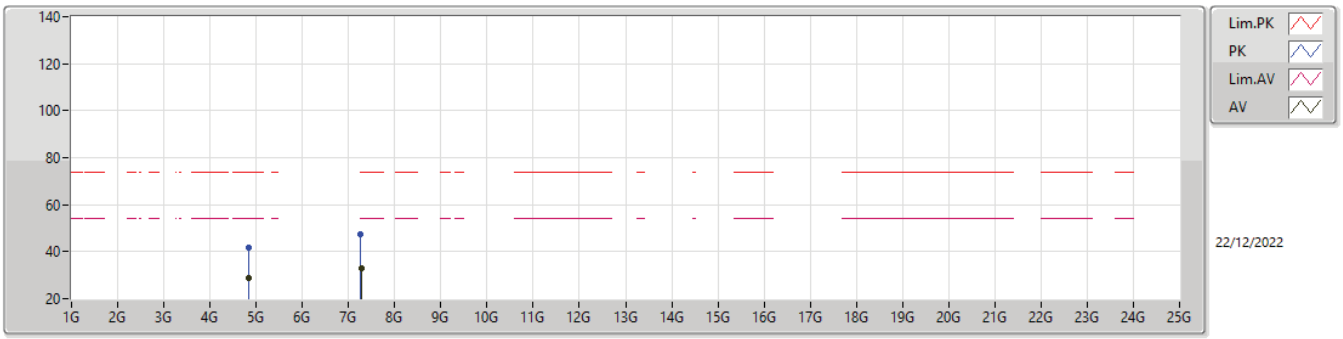

Type	Freq	Level	Limit	Margin	Factor	Dist	Condition	Azimuth	Height	Raw	AF	CL	PA
	(Hz)	(dBuV/m)	(dBuV/m)	(dB)	(dB)	(m)		(°)	(m)	(dBuV)	(dB)	(dB)	(dB)
AV	4.84388G	28.87	54.00	-25.13	4.94	3	Vertical	296	3.00	23.93	32.46	6.66	34.18
AV	7.27428G	33.11	54.00	-20.89	10.68	3	Vertical	74	2.80	22.43	36.90	8.27	34.49
PK	4.84952G	41.57	74.00	-32.43	4.99	3	Vertical	296	3.00	36.58	32.50	6.66	34.17
PK	7.2666G	47.19	74.00	-26.81	10.70	3	Vertical	74	2.80	36.49	36.93	8.26	34.49

2.4-2.4835GHz_VHT40_Nss1,(MCS0)_2TX

2422MHz_TX

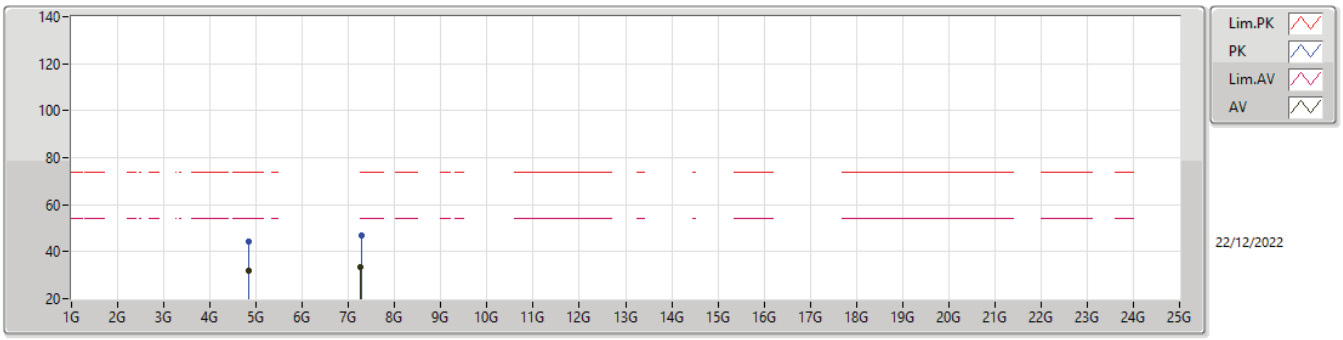

Type	Freq	Level	Limit	Margin	Factor	Dist	Condition	Azimuth	Height	Raw	AF	CL	PA
	(Hz)	(dBuV/m)	(dBuV/m)	(dB)	(dB)	(m)		(°)	(m)	(dBuV)	(dB)	(dB)	(dB)
AV	4.844G	31.64	54.00	-22.36	4.94	3	Horizontal	32	2.79	26.70	32.46	6.66	34.18
AV	7.26312G	33.64	54.00	-20.36	10.71	3	Horizontal	14	2.29	22.93	36.95	8.25	34.49
PK	4.844G	44.14	74.00	-29.86	4.94	3	Horizontal	32	2.79	39.20	32.46	6.66	34.18
PK	7.29384G	47.08	74.00	-26.92	10.64	3	Horizontal	14	2.29	36.44	36.82	8.32	34.50

2.4-2.4835GHz_VHT40_Nss1,(MCS0)_2TX

2427MHz_TX

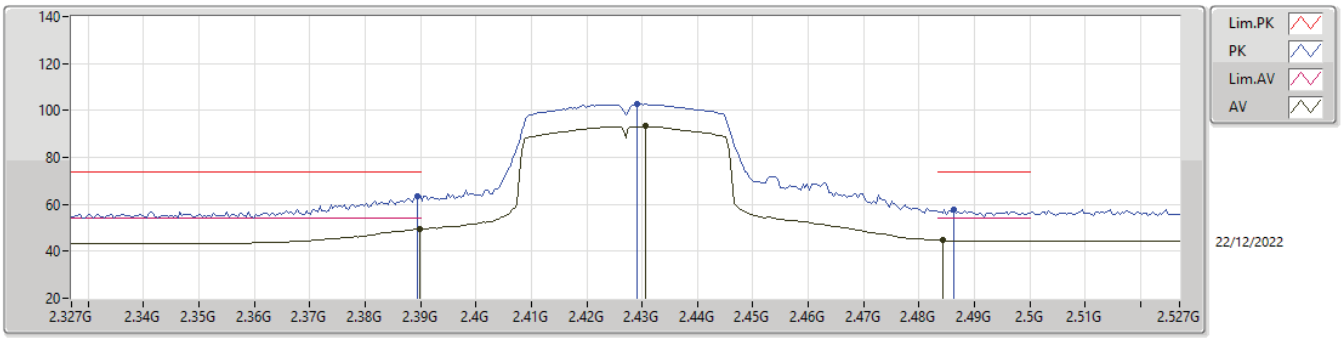

Type	Freq	Level	Limit	Margin	Factor	Dist	Condition	Azimuth	Height	Raw	AF	CL	PA
	(Hz)	(dBuV/m)	(dBuV/m)	(dB)	(dB)	(m)		(°)	(m)	(dBuV)	(dB)	(dB)	(dB)
AV	2.3898G	49.41	54.00	-4.59	31.93	3	Vertical	280	2.79	17.48	27.52	4.41	-
AV	2.4306G	93.20	Inf	-Inf	32.11	3	Vertical	280	2.79	61.09	27.66	4.45	-
AV	2.4842G	44.64	54.00	-9.36	32.35	3	Vertical	280	2.79	12.29	27.84	4.51	-
PK	2.3894G	63.70	74.00	-10.30	31.93	3	Vertical	280	2.79	31.77	27.52	4.41	-
PK	2.429G	102.69	Inf	-Inf	32.11	3	Vertical	280	2.79	70.58	27.66	4.45	-
PK	2.4862G	57.73	74.00	-16.27	32.35	3	Vertical	280	2.79	25.38	27.84	4.51	-

2.4-2.4835GHz_VHT40_Nss1,(MCS0)_2TX

2427MHz_TX

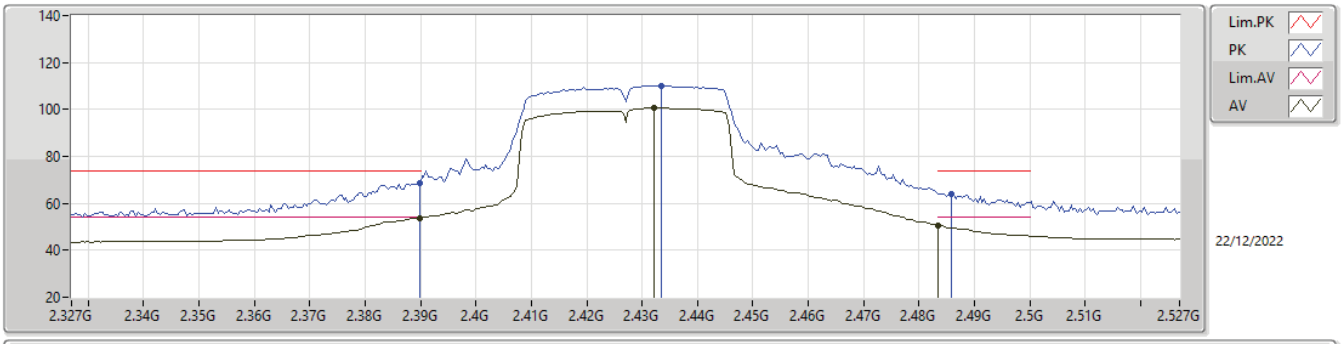

Type	Freq	Level	Limit	Margin	Factor	Dist	Condition	Azimuth	Height	Raw	AF	CL	PA
	(Hz)	(dBuV/m)	(dBuV/m)	(dB)	(dB)	(m)		(°)	(m)	(dBuV)	(dB)	(dB)	(dB)
AV	2.3898G	53.77	54.00	-0.23	31.93	3	Horizontal	172	2.91	21.84	27.52	4.41	-
AV	2.4322G	100.66	Inf	-Inf	32.11	3	Horizontal	172	2.91	68.55	27.66	4.45	-
AV	2.4835G	50.60	54.00	-3.40	32.34	3	Horizontal	172	2.91	18.26	27.83	4.51	-
PK	2.3898G	68.80	74.00	-5.20	31.93	3	Horizontal	172	2.91	36.87	27.52	4.41	-
PK	2.4334G	110.17	Inf	-Inf	32.13	3	Horizontal	172	2.91	78.04	27.67	4.46	-
PK	2.4858G	64.14	74.00	-9.86	32.35	3	Horizontal	172	2.91	31.79	27.84	4.51	-

2.4-2.4835GHz_VHT40_Nss1,(MCS0)_2TX

2437MHz_TX

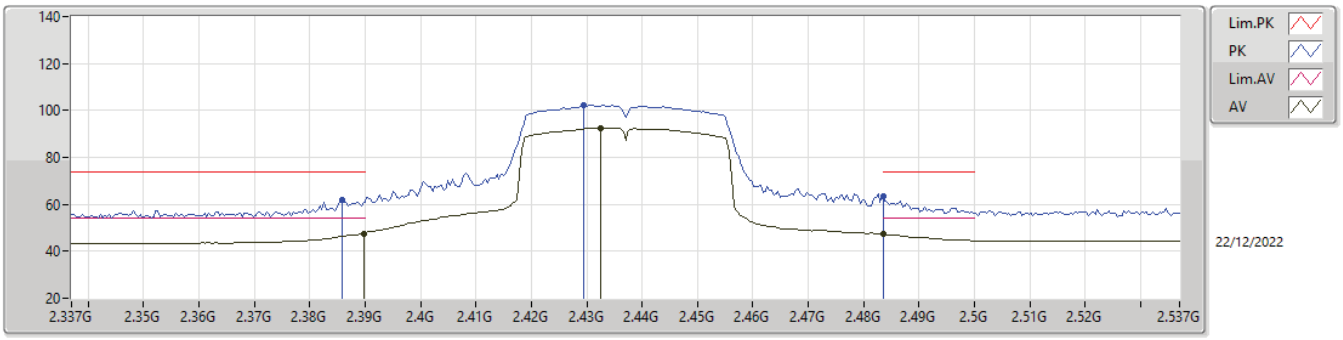

Type	Freq	Level	Limit	Margin	Factor	Dist	Condition	Azimuth	Height	Raw	AF	CL	PA
	(Hz)	(dBuV/m)	(dBuV/m)	(dB)	(dB)	(m)		(°)	(m)	(dBuV)	(dB)	(dB)	(dB)
AV	2.3898G	47.61	54.00	-6.39	31.93	3	Vertical	281	2.15	15.68	27.52	4.41	-
AV	2.4326G	92.59	Inf	-Inf	32.12	3	Vertical	281	2.15	60.47	27.67	4.45	-
AV	2.4835G	47.52	54.00	-6.48	32.34	3	Vertical	281	2.15	15.18	27.83	4.51	-
PK	2.3858G	61.86	74.00	-12.14	31.90	3	Vertical	281	2.15	29.96	27.49	4.41	-
PK	2.4294G	102.38	Inf	-Inf	32.11	3	Vertical	281	2.15	70.27	27.66	4.45	-
PK	2.4835G	63.25	74.00	-10.75	32.34	3	Vertical	281	2.15	30.91	27.83	4.51	-

2.4-2.4835GHz_VHT40_Nss1,(MCS0)_2TX

2437MHz_TX

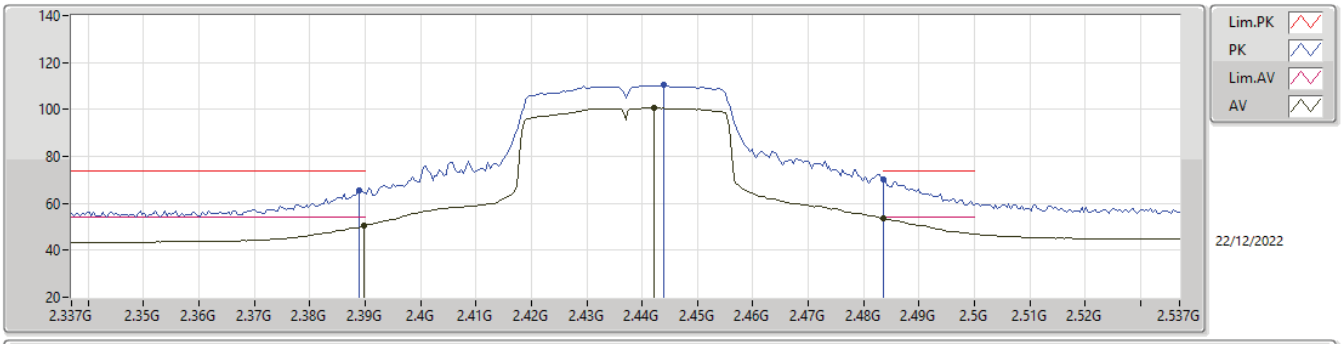

Type	Freq	Level	Limit	Margin	Factor	Dist	Condition	Azimuth	Height	Raw	AF	CL	PA
	(Hz)	(dBuV/m)	(dBuV/m)	(dB)	(dB)	(m)		(°)	(m)	(dBuV)	(dB)	(dB)	(dB)
AV	2.3898G	50.31	54.00	-3.69	31.93	3	Horizontal	200	2.92	18.38	27.52	4.41	-
AV	2.4422G	100.60	Inf	-Inf	32.14	3	Horizontal	200	2.92	68.46	27.68	4.46	-
AV	2.4835G	53.72	54.00	-0.28	32.34	3	Horizontal	200	2.92	21.38	27.83	4.51	-
PK	2.389G	65.55	74.00	-8.45	31.92	3	Horizontal	200	2.92	33.63	27.51	4.41	-
PK	2.4438G	110.37	Inf	-Inf	32.16	3	Horizontal	200	2.92	78.21	27.69	4.47	-
PK	2.4835G	70.16	74.00	-3.84	32.34	3	Horizontal	200	2.92	37.82	27.83	4.51	-

2.4-2.4835GHz_VHT40_Nss1,(MCS0)_2TX

2437MHz_TX

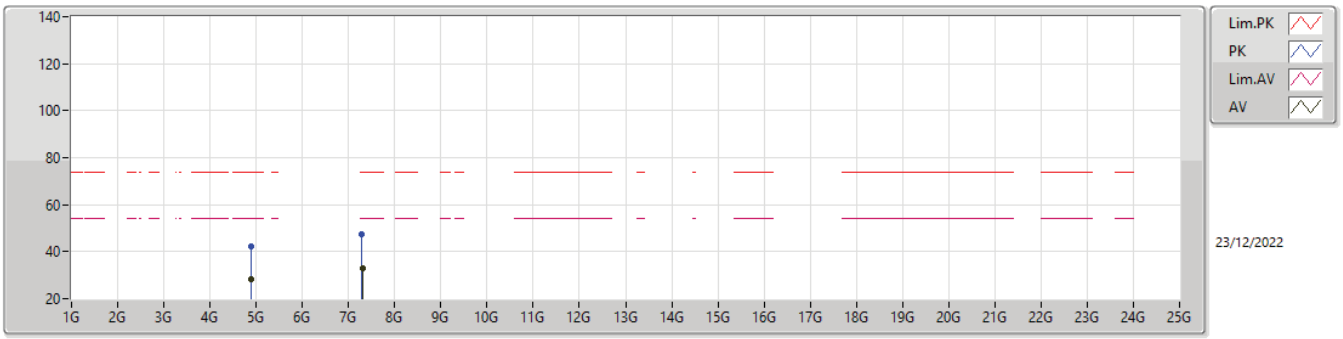

Type	Freq	Level	Limit	Margin	Factor	Dist	Condition	Azimuth	Height	Raw	AF	CL	PA
	(Hz)	(dBuV/m)	(dBuV/m)	(dB)	(dB)	(m)		(°)	(m)	(dBuV)	(dB)	(dB)	(dB)
AV	4.89296G	28.06	54.00	-25.94	5.17	3	Vertical	0	2.92	22.89	32.67	6.66	34.16
AV	7.3056G	33.09	54.00	-20.91	10.62	3	Vertical	230	3.00	22.47	36.78	8.34	34.50
PK	4.89344G	42.14	74.00	-31.86	5.17	3	Vertical	0	2.92	36.97	32.67	6.66	34.16
PK	7.29156G	47.39	74.00	-26.61	10.65	3	Vertical	230	3.00	36.74	36.83	8.31	34.49

2.4-2.4835GHz_VHT40_Nss1,(MCS0)_2TX

2437MHz_TX

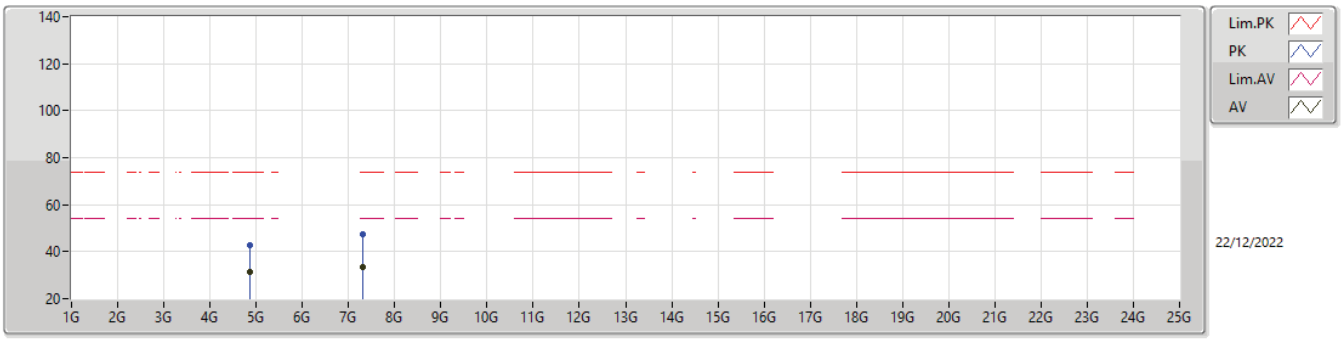

Type	Freq	Level	Limit	Margin	Factor	Dist	Condition	Azimuth	Height	Raw	AF	CL	PA
	(Hz)	(dBuV/m)	(dBuV/m)	(dB)	(dB)	(m)		(°)	(m)	(dBuV)	(dB)	(dB)	(dB)
AV	4.874G	31.14	54.00	-22.86	5.09	3	Horizontal	33	2.65	26.05	32.60	6.66	34.17
AV	7.30452G	33.35	54.00	-20.65	10.62	3	Horizontal	126	2.83	22.73	36.78	8.34	34.50
PK	4.87412G	43.01	74.00	-30.99	5.09	3	Horizontal	33	2.65	37.92	32.60	6.66	34.17
PK	7.31676G	47.48	74.00	-26.52	10.60	3	Horizontal	126	2.83	36.88	36.73	8.37	34.50

2.4-2.4835GHz_VHT40_Nss1,(MCS0)_2TX

2447MHz_TX

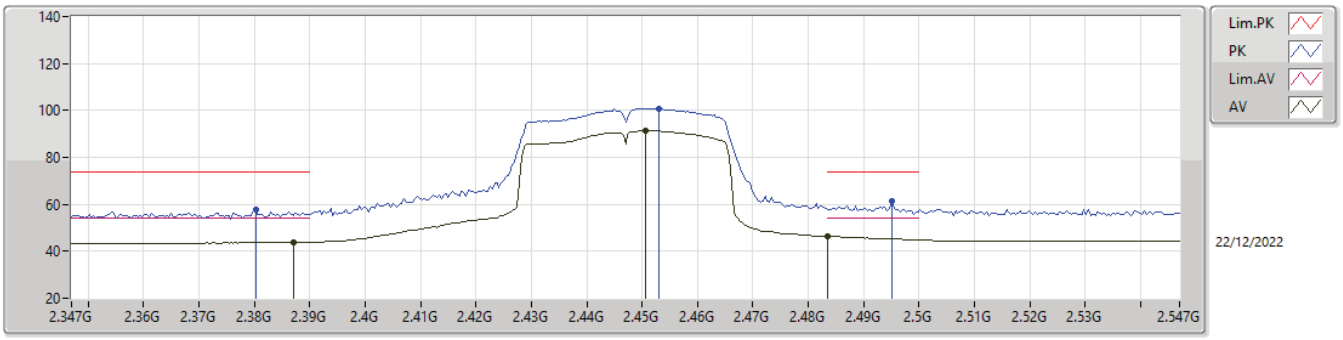

Type	Freq	Level	Limit	Margin	Factor	Dist	Condition	Azimuth	Height	Raw	AF	CL	PA
	(Hz)	(dBuV/m)	(dBuV/m)	(dB)	(dB)	(m)		(°)	(m)	(dBuV)	(dB)	(dB)	(dB)
AV	2.387G	43.81	54.00	-10.19	31.91	3	Vertical	276	2.21	11.90	27.50	4.41	-
AV	2.4506G	91.38	Inf	-Inf	32.17	3	Vertical	276	2.21	59.21	27.70	4.47	-
AV	2.4835G	46.22	54.00	-7.78	32.34	3	Vertical	276	2.21	13.88	27.83	4.51	-
PK	2.3802G	57.72	74.00	-16.28	31.84	3	Vertical	276	2.21	25.88	27.44	4.40	-
PK	2.453G	100.77	Inf	-Inf	32.19	3	Vertical	276	2.21	68.58	27.71	4.48	-
PK	2.495G	61.56	74.00	-12.44	32.40	3	Vertical	276	2.21	29.16	27.88	4.52	-

2.4-2.4835GHz_VHT40_Nss1,(MCS0)_2TX

2447MHz_TX

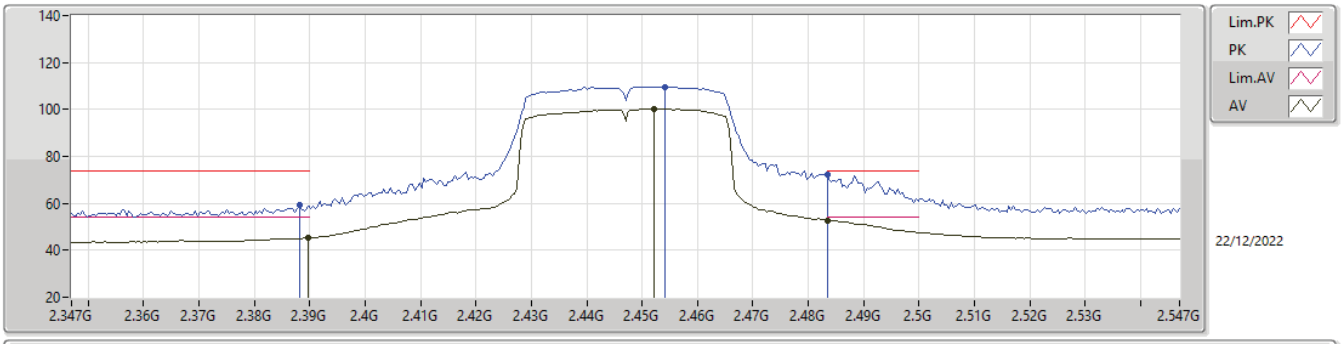

Type	Freq	Level	Limit	Margin	Factor	Dist	Condition	Azimuth	Height	Raw	AF	CL	PA
	(Hz)	(dBuV/m)	(dBuV/m)	(dB)	(dB)	(m)		(°)	(m)	(dBuV)	(dB)	(dB)	(dB)
AV	2.3898G	45.28	54.00	-8.72	31.93	3	Horizontal	198	2.91	13.35	27.52	4.41	-
AV	2.4522G	100.09	Inf	-Inf	32.18	3	Horizontal	198	2.91	67.91	27.71	4.47	-
AV	2.4835G	52.84	54.00	-1.16	32.34	3	Horizontal	198	2.91	20.50	27.83	4.51	-
PK	2.3882G	59.27	74.00	-14.73	31.92	3	Horizontal	198	2.91	27.35	27.51	4.41	-
PK	2.4542G	109.61	Inf	-Inf	32.20	3	Horizontal	198	2.91	77.41	27.72	4.48	-
PK	2.4835G	72.18	74.00	-1.82	32.34	3	Horizontal	198	2.91	39.84	27.83	4.51	-

2.4-2.4835GHz_VHT40_Nss1,(MCS0)_2TX

2452MHz_TX

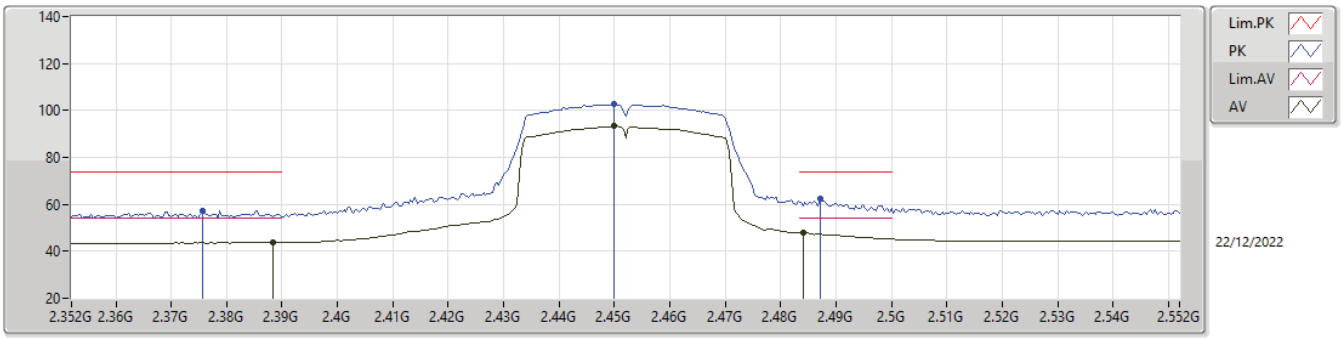

Type	Freq	Level	Limit	Margin	Factor	Dist	Condition	Azimuth	Height	Raw	AF	CL	PA
	(Hz)	(dBuV/m)	(dBuV/m)	(dB)	(dB)	(m)		(°)	(m)	(dBuV)	(dB)	(dB)	(dB)
AV	2.3884G	43.75	54.00	-10.25	31.92	3	Vertical	279	2.18	11.83	27.51	4.41	-
AV	2.45G	93.19	Inf	-Inf	32.17	3	Vertical	279	2.18	61.02	27.70	4.47	-
AV	2.484G	47.75	54.00	-6.25	32.35	3	Vertical	279	2.18	15.40	27.84	4.51	-
PK	2.3756G	57.30	74.00	-16.70	31.80	3	Vertical	279	2.18	25.50	27.40	4.40	-
PK	2.45G	102.62	Inf	-Inf	32.17	3	Vertical	279	2.18	70.45	27.70	4.47	-
PK	2.4872G	62.67	74.00	-11.33	32.36	3	Vertical	279	2.18	30.31	27.85	4.51	-

2.4-2.4835GHz_VHT40_Nss1,(MCS0)_2TX

2452MHz_TX

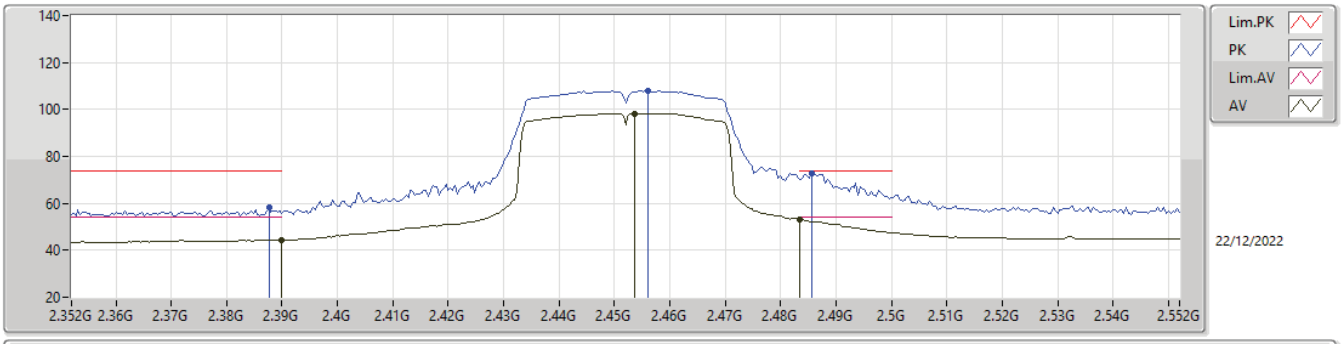

Type	Freq	Level	Limit	Margin	Factor	Dist	Condition	Azimuth	Height	Raw	AF	CL	PA
	(Hz)	(dBuV/m)	(dBuV/m)	(dB)	(dB)	(m)		(°)	(m)	(dBuV)	(dB)	(dB)	(dB)
AV	2.39G	44.35	54.00	-9.65	31.93	3	Horizontal	200	2.91	12.42	27.52	4.41	-
AV	2.4536G	98.29	Inf	-Inf	32.19	3	Horizontal	200	2.91	66.10	27.71	4.48	-
AV	2.4835G	52.92	54.00	-1.08	32.34	3	Horizontal	200	2.91	20.58	27.83	4.51	-
PK	2.3876G	58.12	74.00	-15.88	31.91	3	Horizontal	200	2.91	26.21	27.50	4.41	-
PK	2.456G	108.15	Inf	-Inf	32.20	3	Horizontal	200	2.91	75.95	27.72	4.48	-
PK	2.4856G	72.84	74.00	-1.16	32.35	3	Horizontal	200	2.91	40.49	27.84	4.51	-

2.4-2.4835GHz_VHT40_Nss1,(MCS0)_2TX

2452MHz_TX

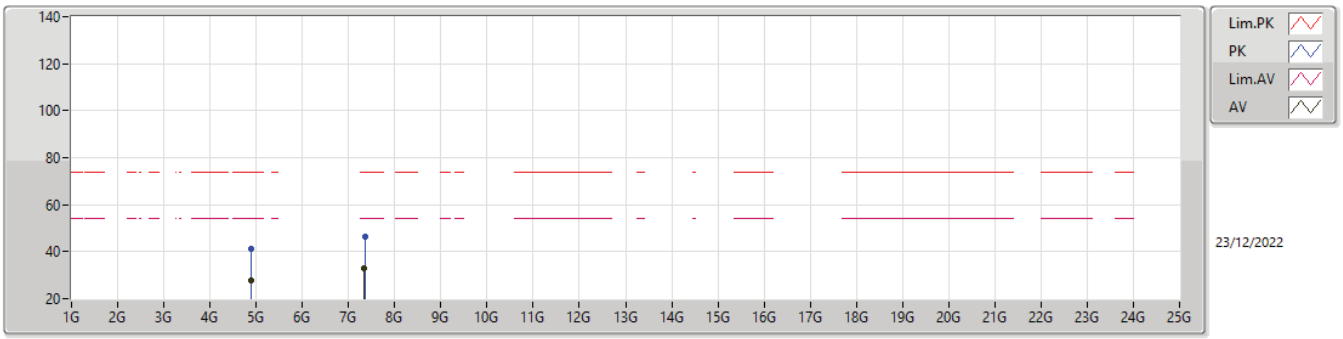

Type	Freq	Level	Limit	Margin	Factor	Dist	Condition	Azimuth	Height	Raw	AF	CL	PA
	(Hz)	(dBuV/m)	(dBuV/m)	(dB)	(dB)	(m)		(°)	(m)	(dBuV)	(dB)	(dB)	(dB)
AV	4.89472G	28.00	54.00	-26.00	5.18	3	Vertical	346	2.05	22.82	32.68	6.66	34.16
AV	7.33904G	32.85	54.00	-21.15	10.56	3	Vertical	190	2.98	22.29	36.64	8.42	34.50
PK	4.8908G	41.20	74.00	-32.80	5.16	3	Vertical	346	2.05	36.04	32.66	6.66	34.16
PK	7.34984G	46.48	74.00	-27.52	10.54	3	Vertical	190	2.98	35.94	36.60	8.44	34.50

2.4-2.4835GHz_VHT40_Nss1,(MCS0)_2TX

2452MHz_TX

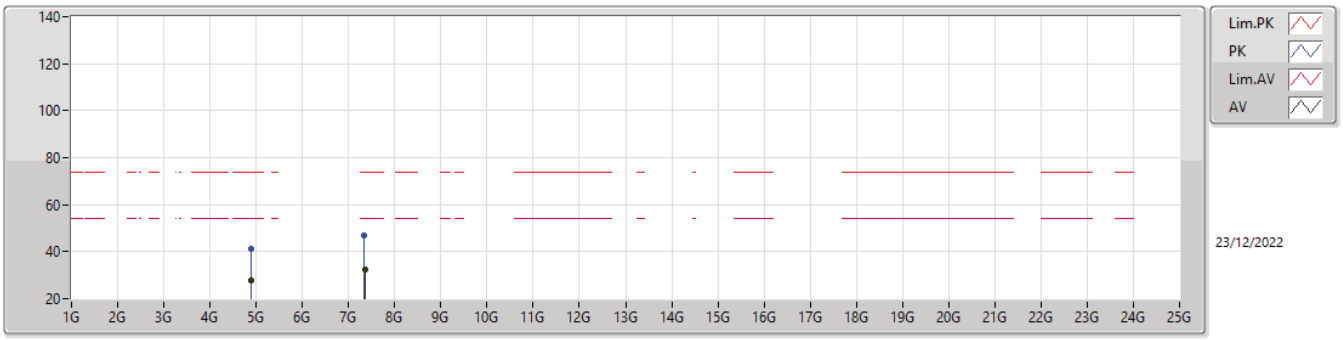

Type	Freq	Level	Limit	Margin	Factor	Dist	Condition	Azimuth	Height	Raw	AF	CL	PA
	(Hz)	(dBuV/m)	(dBuV/m)	(dB)	(dB)	(m)		(°)	(m)	(dBuV)	(dB)	(dB)	(dB)
AV	4.89248G	27.96	54.00	-26.04	5.17	3	Horizontal	58	1.11	22.79	32.67	6.66	34.16
AV	7.3576G	32.59	54.00	-21.41	10.53	3	Horizontal	20	2.96	22.06	36.57	8.46	34.50
PK	4.90264G	41.39	74.00	-32.61	5.23	3	Horizontal	58	1.11	36.16	32.72	6.67	34.16
PK	7.34016G	46.76	74.00	-27.24	10.56	3	Horizontal	20	2.96	36.20	36.64	8.42	34.50

Summary

Mode	Result	Type	Freq (Hz)	Level (dBuV)	Limit (dBuV)	Margin (dB)	Condition
Mode 1	Pass	AV	4.87389G	46.74	54.00	-7.26	Horizontal
Mode 2	Pass	AV	1.35491G	44.84	54.00	-9.16	Vertical

Result

Mode	Result	Type	Freq (Hz)	Level (dBuV)	Limit (dBuV)	Margin (dB)	Dist (m)	Condition	Azimuth (°)	Height (m)	Comments
Mode 1	Pass	AV	1.65896G	40.87	68.20	-27.33	3	Vertical	68	1.51	-
Mode 1	Pass	AV	2.60236G	40.09	68.20	-28.11	3	Vertical	298	1.18	-
Mode 1	Pass	AV	4.87402G	45.14	54.00	-8.86	3	Vertical	132	2.37	-
Mode 1	Pass	PK	1.65933G	47.39	68.20	-20.81	3	Vertical	68	1.51	-
Mode 1	Pass	PK	2.60582G	49.31	68.20	-18.89	3	Vertical	298	1.18	-
Mode 1	Pass	PK	4.87411G	52.73	74.00	-21.27	3	Vertical	132	2.37	-
Mode 1	Pass	AV	1.2449G	39.71	68.20	-28.49	3	Horizontal	178	1.84	-
Mode 1	Pass	AV	1.9156G	44.86	68.20	-23.34	3	Horizontal	262	1.53	-
Mode 1	Pass	AV	4.87389G	46.74	54.00	-7.26	3	Horizontal	45	2.76	-
Mode 1	Pass	PK	1.24483G	44.37	68.20	-23.83	3	Horizontal	178	1.84	-
Mode 1	Pass	PK	1.92314G	46.73	68.20	-21.47	3	Horizontal	262	1.53	-
Mode 1	Pass	PK	4.87412G	56.84	74.00	-17.16	3	Horizontal	45	2.76	-
Mode 2	Pass	AV	1.35491G	44.84	54.00	-9.16	3	Vertical	197	1.29	-
Mode 2	Pass	AV	2.8196G	43.72	54.00	-10.28	3	Vertical	96	2.43	-
Mode 2	Pass	AV	3.6418G	39.95	54.00	-14.05	3	Vertical	205	1.64	-
Mode 2	Pass	PK	1.3607G	48.55	74.00	-25.45	3	Vertical	197	1.29	-
Mode 2	Pass	PK	2.82088G	57.70	74.00	-16.30	3	Vertical	96	2.43	-
Mode 2	Pass	PK	3.6587G	48.72	74.00	-25.28	3	Vertical	205	1.64	-
Mode 2	Pass	AV	1.4696G	42.02	54.00	-11.98	3	Horizontal	115	2.29	-
Mode 2	Pass	AV	2.1633G	50.08	68.20	-18.12	3	Horizontal	260	1.46	-
Mode 2	Pass	AV	3.48907G	46.19	68.20	-22.01	3	Horizontal	183	1.61	-
Mode 2	Pass	PK	1.47013G	48.90	74.00	-25.10	3	Horizontal	115	2.29	-
Mode 2	Pass	PK	2.15993G	51.08	68.20	-17.12	3	Horizontal	260	1.46	-
Mode 2	Pass	PK	3.49121G	51.57	68.20	-16.63	3	Horizontal	183	1.61	-

Radiated Emissions above 1GHz_Mode 1

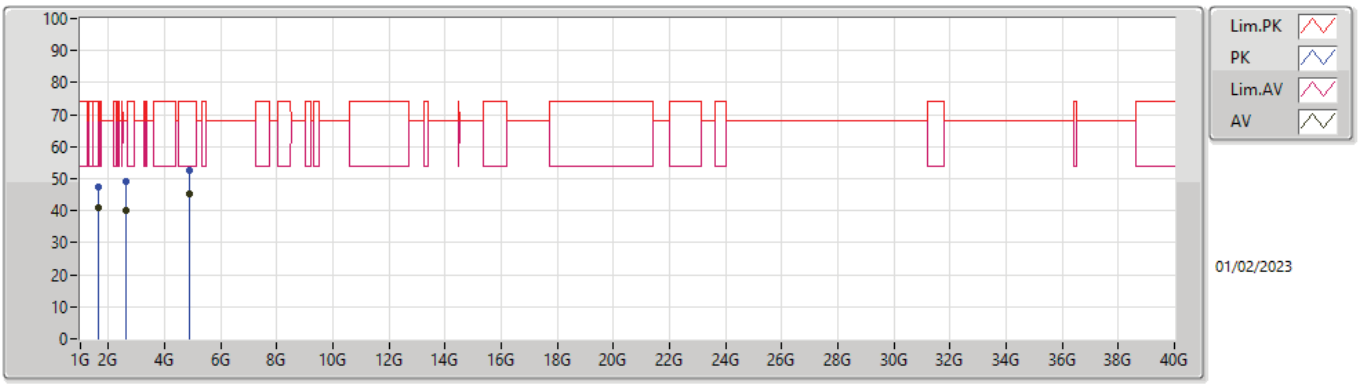

Type	Freq	Level	Limit	Margin	Factor	Dist	Condition	Azimuth	Height	Comment	Raw	AF	CL	PA
	(Hz)	(dBuV)	(dBuV)	(dB)	(dB)	(m)		(°)	(m)		(dBuV)	(dB)	(dB)	(dB)
AV	1.65896G	40.87	68.20	-27.33	-5.27	3	Vertical	68	1.51	-	46.14	25.23	3.67	34.17
AV	2.60236G	40.09	68.20	-28.11	-1.40	3	Vertical	298	1.18	-	41.49	28.20	4.63	34.23
AV	4.87402G	45.14	54.00	-8.86	5.09	3	Vertical	132	2.37	-	40.05	32.60	6.66	34.17
PK	1.65933G	47.39	68.20	-20.81	-5.27	3	Vertical	68	1.51	-	52.66	25.23	3.67	34.17
PK	2.60582G	49.31	68.20	-18.89	-1.40	3	Vertical	298	1.18	-	50.71	28.20	4.63	34.23
PK	4.87411G	52.73	74.00	-21.27	5.09	3	Vertical	132	2.37	-	47.64	32.60	6.66	34.17

Radiated Emissions above 1GHz_Mode 1

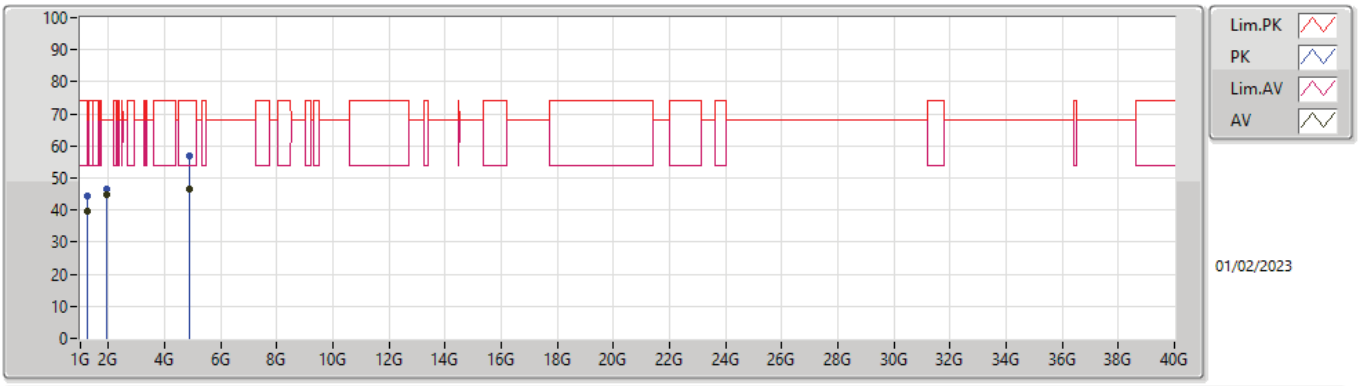

Type	Freq	Level	Limit	Margin	Factor	Dist	Condition	Azimuth	Height	Comment	Raw	AF	CL	PA
	(Hz)	(dBuV)	(dBuV)	(dB)	(dB)	(m)		(°)	(m)		(dBuV)	(dB)	(dB)	(dB)
AV	1.2449G	39.71	68.20	-28.49	-5.47	3	Horizontal	178	1.84	-	45.18	26.01	3.15	34.63
AV	1.9156G	44.86	68.20	-23.34	-4.29	3	Horizontal	262	1.53	-	49.15	25.92	3.92	34.13
AV	4.87389G	46.74	54.00	-7.26	5.09	3	Horizontal	45	2.76	-	41.65	32.60	6.66	34.17
PK	1.24483G	44.37	68.20	-23.83	-5.47	3	Horizontal	178	1.84	-	49.84	26.01	3.15	34.63
PK	1.92314G	46.73	68.20	-21.47	-4.18	3	Horizontal	262	1.53	-	50.91	26.02	3.93	34.13
PK	4.87412G	56.84	74.00	-17.16	5.09	3	Horizontal	45	2.76	-	51.75	32.60	6.66	34.17

Radiated Emissions above 1GHz_Mode 2

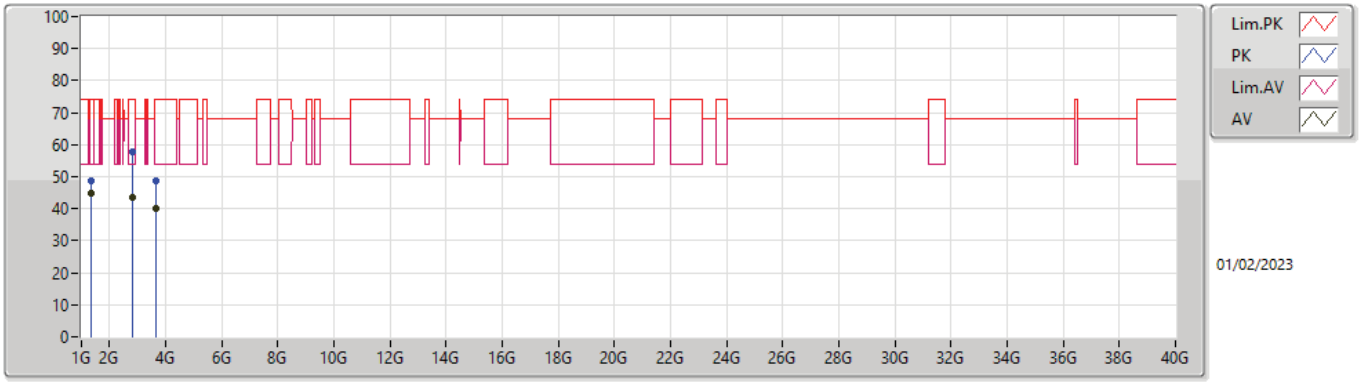

Type	Freq	Level	Limit	Margin	Factor	Dist	Condition	Azimuth	Height	Comment	Raw	AF	CL	PA
	(Hz)	(dBuV)	(dBuV)	(dB)	(dB)	(m)		(°)	(m)		(dBuV)	(dB)	(dB)	(dB)
AV	1.35491G	44.84	54.00	-9.16	-5.09	3	Vertical	197	1.29	-	49.93	26.07	3.28	34.44
AV	2.8196G	43.72	54.00	-10.28	-0.91	3	Vertical	96	2.43	-	44.63	28.58	4.77	34.26
AV	3.6418G	39.95	54.00	-14.05	1.01	3	Vertical	205	1.64	-	38.94	29.77	5.51	34.27
PK	1.3607G	48.55	74.00	-25.45	-5.10	3	Vertical	197	1.29	-	53.65	26.04	3.29	34.43
PK	2.82088G	57.70	74.00	-16.30	-0.91	3	Vertical	96	2.43	-	58.61	28.58	4.77	34.26
PK	3.6587G	48.72	74.00	-25.28	1.07	3	Vertical	205	1.64	-	47.65	29.82	5.52	34.27

Radiated Emissions above 1GHz_Mode 2

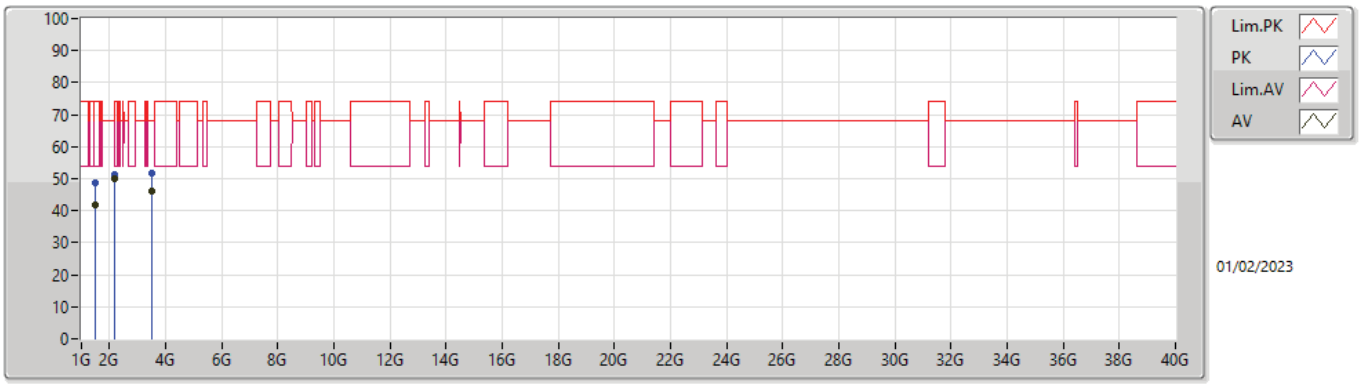

Type	Freq	Level	Limit	Margin	Factor	Dist	Condition	Azimuth	Height	Comment	Raw	AF	CL	PA
	(Hz)	(dBuV)	(dBuV)	(dB)	(dB)	(m)		(°)	(m)		(dBuV)	(dB)	(dB)	(dB)
AV	1.4696G	42.02	54.00	-11.98	-5.08	3	Horizontal	115	2.29	-	47.10	25.74	3.43	34.25
AV	2.1633G	50.08	68.20	-18.12	-2.58	3	Horizontal	260	1.46	-	52.66	27.37	4.20	34.15
AV	3.48907G	46.19	68.20	-22.01	0.69	3	Horizontal	183	1.61	-	45.50	29.50	5.44	34.25
PK	1.47013G	48.90	74.00	-25.10	-5.08	3	Horizontal	115	2.29	-	53.98	25.74	3.43	34.25
PK	2.15993G	51.08	68.20	-17.12	-2.58	3	Horizontal	260	1.46	-	53.66	27.38	4.19	34.15
PK	3.49121G	51.57	68.20	-16.63	0.69	3	Horizontal	183	1.61	-	50.88	29.50	5.44	34.25