FCC Radio Test Report

FCC ID	:	2AP85-MCR822CE
Equipment	:	AC Module MCR822CE-P，AC Module MCR822CE-P4
Brand Name	:	TAIWAN ANJIE
Model Name	:	MCR822CE-P, MCR822CE-P4
Applicant	:	Taiwan Anjie Electronics Co., Ltd 1F., No. 236, Sec. 3, Huanbei Rd., Jhubei City, Hsinchu Country 30256,Taiwan (R.O.C.)
Manufacturer	:	Taiwan Anjie Electronics Co., Ltd 1F., No. 236, Sec. 3, Huanbei Rd., Jhubei City, Hsinchu Country 30256,Taiwan (R.O.C.)
Standard	:	47 CFR FCC Part 15.407

The product was received on Nov. 22, 2022, and testing was started from Dec. 22, 2022 and completed on Feb. 11, 2023. We, SPORTON INTERNATIONAL INC. Hsinhua Laboratory, would like to declare that the tested sample has been evaluated in accordance with the procedures given in ANSI C63.10-2013 and shown compliance with the applicable technical standards.

The test results in this report apply exclusively to the tested model / sample. Without written approval of SPORTON INTERNATIONAL INC. Hsinhua Laboratory, the test report shall not be reproduced except in full.

Approved by: Ben Tesng

SPORTON INTERNATIONAL INC. Hsinhua Laboratory

No.52, Huaya 1st Rd., Guishan Dist., Taoyuan City 333411, Taiwan (R.O.C.)

Table of Contents

HISTORY OF THIS TEST REPORT **3**

SUMMARY OF TEST RESULT **4**

1 GENERAL DESCRIPTION **5**

1.1 Information 5
1.2 Testing Applied Standards 8
1.3 Testing Location Information 8
1.4 Measurement Uncertainty 8

2 TEST CONFIGURATION OF EUT **9**

2.1 Test Channel Mode 9
2.2 The Worst Case Measurement Configuration 11
2.3 Support Equipment 12
2.4 Test Setup Diagram 13

3 TRANSMITTER TEST RESULT **17**

3.1 AC Power-line Conducted Emissions 17
3.2 Emission Bandwidth 19
3.3 Maximum Conducted Output Power 20
3.4 Peak Power Spectral Density 22
3.5 Unwanted Emissions 24

4 TEST EQUIPMENT AND CALIBRATION DATA **28**

APPENDIX A. TEST RESULTS OF AC POWER-LINE CONDUCTED EMISSIONS

APPENDIX B. TEST RESULTS OF EMISSION BANDWIDTH

APPENDIX C. TEST RESULTS OF MAXIMUM CONDUCTED OUTPUT POWER

APPENDIX D. TEST RESULTS OF PEAK POWER SPECTRAL DENSITY

APPENDIX E. TEST RESULTS OF UNWANTED EMISSIONS

APPENDIX F. TEST RESULTS OF RADIATED EMISSION CO-LOCATION

APPENDIX G. TEST PHOTOS

PHOTOGRAPHS OF EUT V01

History of this test report

Report No.	Version	Description	Issued Date
FR2N1502AN	01	Initial issue of report	Mar. 20, 2023

Summary of Test Result

Report Clause	Ref. Std. Clause	Test Items	Result (PASS/FAIL)	Remark
1.1.2	15.203	Antenna Requirement	PASS	-
3.1	15.207	AC Power-line Conducted Emissions	PASS	-
3.2	15.407(a)	Emission Bandwidth	PASS	-
3.3	15.407(a)	Maximum Conducted Output Power	PASS	-
3.4	15.407(a)	Peak Power Spectral Density	PASS	-
3.5	15.407(b)	Unwanted Emissions	PASS	-

Declaration of Conformity:
The test results with all measurement uncertainty excluded are presented in accordance with the regulation limits or requirements declared by manufacturers.
Comments and explanations:
The test configuration, test mode and test software were written in this test report are declared by the manufacturer.

Reviewed by: Barry Hsiao

Report Producer: Amber Chiu

1 General Description

1.1 Information

1.1.1 RF General Information

Frequency Range (MHz)	IEEE Std. 802.11	Ch. Frequency (MHz)	Channel Number
5150-5250	a, n (HT20), ac (VHT20)	5180-5240	36-48 [4]
5250-5350		5260-5320	52-64 [4]
5470-5725		5500-5700	100-140 [8]
5725-5850		5745-5825	149-165 [5]
5150-5250	n (HT40), ac (VHT40)	5190-5230	38-46 [2]
5250-5350		5270-5310	54-62 [2]
5470-5725		5510-5670	102-134 [5]
5725-5850		5755-5795	151-159 [2]
5150-5250	ac (VHT80)	5210	42 [1]
5250-5350		5290	58 [1]
5470-5725		5530	106 [1]
5725-5850		5775	155 [1]

Band	Mode	BWch (MHz)	Nant
5.15-5.25GHz	802.11a	20	2TX
5.25-5.35GHz	802.11a	20	2TX
5.47-5.725GHz	802.11a	20	2TX
5.725-5.85GHz	802.11a	20	2TX
5.15-5.25GHz	802.11ac VHT20	20	2TX
5.25-5.35GHz	802.11ac VHT20	20	2TX
5.47-5.725GHz	802.11ac VHT20	20	2TX
5.725-5.85GHz	802.11ac VHT20	20	2TX
5.15-5.25GHz	802.11ac VHT40	40	2TX
5.25-5.35GHz	802.11ac VHT40	40	2TX
5.47-5.725GHz	802.11ac VHT40	40	2TX
5.725-5.85GHz	802.11ac VHT40	40	2TX
5.15-5.25GHz	802.11ac VHT80	80	2TX
5.25-5.35GHz	802.11ac VHT80	80	2TX
5.47-5.725GHz	802.11ac VHT80	80	2TX
5.725-5.85GHz	802.11ac VHT80	80	2TX

Note:
- 11a, HT20 and HT40 use a combination of OFDM-BPSK, QPSK, 16QAM, 64QAM modulation.
- VHT20, VHT40, VHT80 use a combination of OFDM-BPSK, QPSK, 16QAM, 64QAM, 256QAM modulation.
- BWch is the nominal channel bandwidth.

1.1.2 Antenna Information

Group	Ant.	Brand	Model Name	Antenna Type	Connector	Support
1	1	anjie	AEDQ4S-B0003	Dipole	MHF1	2.4G+5G
1	2	anjie	AEDQ4S-B0003	Dipole	MHF1	2.4G+5G+BT
2	1	anjie	AJDQ1J-B0033	PIFA	MHF1	2.4G+5G
2	2	anjie	AJDQ1J-B0033	PIFA	MHF1	2.4G+5G+BT
3	1	anjie	AEDQ4S-B0003	Dipole	MHF4	2.4G+5G
3	2	anjie	AEDQ4S-B0003	Dipole	MHF4	2.4G+5G+BT
4	1	anjie	AJDQ1J-B0033	PIFA	MHF4	2.4G+5G
4	2	anjie	AJDQ1J-B0033	PIFA	MHF4	2.4G+5G+BT

Group	Ant.	Port	Gain (dBi)		
			2.4G	5G	BT
1	1	S0	5	5.3	-
1	2	S1	5	5.3	5
2	1	S0	2.5	3.9	-
2	2	S1	2.5	3.9	2.5
3	1	S0	5	5.3	-
3	2	S1	5	5.3	5
4	1	S0	2.5	3.9	-
4	2	S1	2.5	3.9	2.5

For 2.4GHz function:

For IEEE 802.11 b/g/n/VHT mode (2TX/2RX)

Ant. 1 (port S0) and Ant. 2 (port S1) could transmit/receive simultaneously.

For 5GHz function:

For IEEE 802.11 a/n/ac mode (2TX/2RX)

Ant. 1 (port S0) and Ant. 2 (port S1) could transmit/receive simultaneously.

For BT function:

For IEEE 802.15.1 Bluetooth mode (1TX/1RX)

Ant. 2 (port S1) could transmit/receive.

1.1.3 EUT Information

Operational Condition				
EUT Power Type	From Fixture			
EUT Function	☐	Outdoor AP	☐	Indoor AP
	☐	Fixed P2P AP	☒	Client
Beamforming Function	☐	With beamforming	☒	Without beamforming
TPC Function	☐	With TPC Function	☒	Without TPC Function
Weather Band	☐	With 5600~5650MHz	☒	Without 5600~5650MHz

Type of EUT		
☒	Stand-alone	
☐	Combined (EUT where the radio part is fully integrated within another device)	
	Combined Equipment - Brand Name / Model No.:	…
☐	Plug-in radio (EUT intended for a variety of host systems)	
	Host System - Brand Name / Model No.:	
☐	Other:	

1.1.4 Mode Test Duty Cycle

Mode	DC	DCF(dB)	T(s)	VBW(Hz) ≥ 1/T
802.11a_Nss1,(6Mbps)_2TX	1	0	n/a (DC>=0.98)	n/a (DC>=0.98)
802.11ac VHT20_Nss1,(MCS0)_2TX	1	0	n/a (DC>=0.98)	n/a (DC>=0.98)
802.11ac VHT40_Nss1,(MCS0)_2TX	1	0	n/a (DC>=0.98)	n/a (DC>=0.98)
802.11ac VHT80_Nss1,(MCS0)_2TX	1	0	n/a (DC>=0.98)	n/a (DC>=0.98)

Note. If DC < 0.98, the DCF was added while measuring Output power and PSD.

1.1.5 Table for Multiple Listing

The equipment name /model names in the following table are all refer to the identical product.

Equipment Name	Model Name	Connector	Description
AC Module MCR822CE-P	MCR822CE-P	With MHF1 connector (One Generations Connector)	The difference of models is in Connector.
AC Module MCR822CE-P4	MCR822CE-P4	With MHF4 connector (Four Generations Connector)	

Note: Model Name MCR822CE-P was selected as representative for the test and its data was recorded in this report. The information is provided by manufacturer.

1.2 Testing Applied Standards

According to the specifications of the manufacturer, the EUT must comply with the requirements of the following standards:

- 47 CFR FCC Part 15
- ANSI C63.10-2013
- KDB 789033 D02 v02r01

The following reference test guidance is not within the scope of accreditation of TAF:

- KDB 662911 D01 v02r01
- KDB 414788 D01 v01r01

1.3 Testing Location Information

Test Lab. : Sporton International Inc. Hsinhua Laboratory				
☒ Hsinhua (**TAF:** 3785)	**ADD:** No.52, Huaya 1st Rd., Guishan Dist., Taoyuan City 333411, Taiwan (R.O.C.)			
	TEL: 886-3-327-3456		**FAX:** 886-3-327-0973	
Test site Designation No. TW3785 with FCC.				
Test Condition	**Test Site No.**	**Test Engineer**	**Test Environment**	**Test Date**
AC Conduction	CO04-HY	Daniel Lin	20.5~21.4°C / 50~54%	11/Feb/2023
RF Conducted	TH07-HY	Yuna Lin	22.1~24.1°C / 52~58%	19/Jan/2023
Radiated	03CH02-HY	Daniel Lin	20.2~26.4°C / 51~62%	22/Dec/2022~01/Feb/2023
☐ Wen 33rd.St. (**TAF:** 3785)	**ADD:** No.14-1, Ln. 19, Wen 33rd St., Guishan Dist., Taoyuan City 333010, Taiwan (R.O.C.)			
	TEL: 886-3-318-0787		**FAX:** 886-3-318-0287	
Test site Designation No. TW0008 with FCC.				

1.4 Measurement Uncertainty

ISO/IEC 17025 requires that an estimate of the measurement uncertainties associated with the emissions test results be included in the report. The measurement uncertainties given below are based on a 95% confidence level (based on a coverage factor (k=2)

Test Items	**Uncertainty**	**Remark**
AC Power-line Conducted Emissions	4.53 dB	Confidence levels of 95%
Emission Bandwidth	3 MHz	Confidence levels of 95%
Maximum Conducted Output Power	2 dB	Confidence levels of 95%
Power Spectral Density	2 dB	Confidence levels of 95%
Unwanted Emissions	4.8 dB	Confidence levels of 95%

2 Test Configuration of EUT

2.1 Test Channel Mode

Test Software Version	RTL8822CE MP Diagnostic Program0.0001.1020.2018

Mode	Power Setting
802.11a_Nss1,(6Mbps)_2TX	-
5180MHz	86,86
5200MHz	90,90
5240MHz	88,88
5260MHz	88,88
5300MHz	88,88
5320MHz	88,88
5500MHz	80,80
5580MHz	82,82
5700MHz	74,74
5745MHz	67,63
5785MHz	67,63
5825MHz	67,63
802.11ac VHT20_Nss1,(MCS0)_2TX	-
5180MHz	84,84
5200MHz	94,94
5240MHz	93,93
5260MHz	90,90
5300MHz	90,90
5320MHz	88,88
5500MHz	83,83
5580MHz	81,81
5700MHz	67,67
5745MHz	68,64
5785MHz	62,59
5825MHz	64,61
802.11ac VHT40_Nss1,(MCS0)_2TX	-
5190MHz	76,76
5230MHz	104,104

Mode	Power Setting
5270MHz	92,92
5310MHz	84,84
5510MHz	79,79
5550MHz	92,92
5670MHz	82,82
5755MHz	74,70
5795MHz	82,78
802.11ac VHT80_Nss1,(MCS0)_2TX	-
5210MHz	76,76
5290MHz	84,84
5530MHz	84,84
5775MHz	96,91

2.2 The Worst Case Measurement Configuration

The Worst Case Mode for Following Conformance Tests	
Tests Item	AC power-line conducted emissions
Condition	AC power-line conducted measurement for line and neutral Test Voltage: 120Vac / 60Hz
Operating Mode	CTX
1	Fixture Mode, Dipole Antenna
2	Fixture Mode, PIFA Antenna

The Worst Case Mode for Following Conformance Tests	
Tests Item	Emission Bandwidth Maximum Conducted Output Power Peak Power Spectral Density
Test Condition	Conducted measurement at transmit chains

The Worst Case Mode for Following Conformance Tests			
Tests Item	Unwanted Emissions		
Test Condition	Radiated measurement If EUT consist of multiple antenna assembly (multiple antenna are used in EUT regardless of spatial multiplexing MIMO configuration), the radiated test should be performed with highest antenna gain of each antenna type.		
Operating Mode < 1GHz	CTX		
1	Fixture Mode, Dipole Antenna		
2	Fixture Mode, PIFA Antenna		
Operating Mode > 1GHz	CTX		
Orthogonal Planes of EUT	**X Plane**	**Y Plane**	**Z Plane**
Worst Planes of EUT			V

The Worst Case Mode for Following Conformance Tests	
Tests Item	Simultaneous Transmission Analysis
Test Condition	Radiated measurement
Operating Mode	Normal Link
1	WLAN 2.4GHz+Bluetooth
2	WLAN 5GHz+Bluetooth
Refer to Sporton Test Report No.: FA2N1502 for Co-location RF Exposure Evaluation and Appendix F for Radiated Emission Co-location.	

2.3 Support Equipment

Support Equipment – AC Conduction					
No.	**Equipment**	**Brand Name**	**Model Name**	**FCC ID**	**Remark**
1	Notebook	Toshiba	PORTEGE R30-A	-	-
2	Adapter for NB	Toshiba	PA5114E-1AC3	-	-
3	Fixture	N/A	N/A	-	Provided by Customer

Support Equipment – Conducted					
No.	**Equipment**	**Brand Name**	**Model Name**	**FCC ID**	**Remark**
1	Notebook	ASUS	N/A	-	Provided by Customer
2	Adapter for NB	ASUS	ADP-90YD B	-	Provided by Customer
3	Fixture	N/A	N/A	-	Provided by Customer

Support Equipment – Radiated					
No.	**Equipment**	**Brand Name**	**Model Name**	**FCC ID**	**Remark**
1	Notebook	Toshiba	PORTEGE R30-A	-	-
2	Adapter for NB	Toshiba	PA5114E-1AC3	-	-
3	Fixture	N/A	N/A	-	Provided by Customer

2.4 Test Setup Diagram

Test Setup Diagram – AC Line Conducted Emission Test (Dipole Antenna)

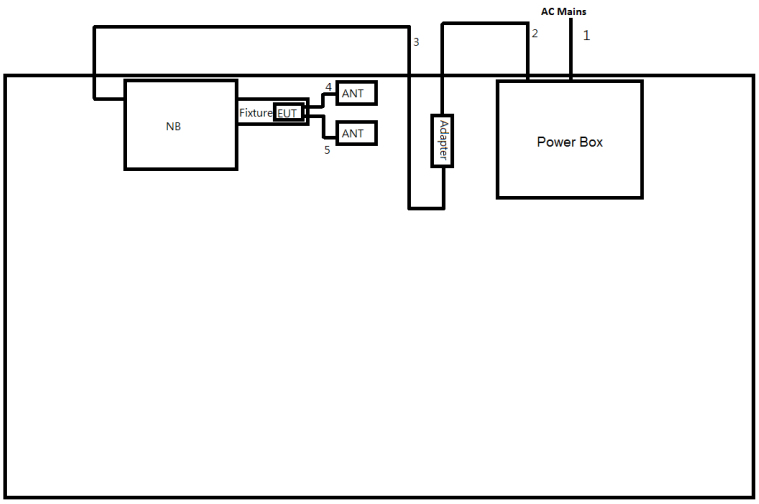

Item	Connection	Shielded	Length(m)	Remark
1	AC Power cable	No	1.8	-
2	AC Power cable	No	1.0	-
3	DC Power cable	No	1.8	-
4	RF cable	No	0.1	-
5	RF cable	No	0.1	-

Test Setup Diagram – AC Line Conducted Emission Test (PIFA Antenna)

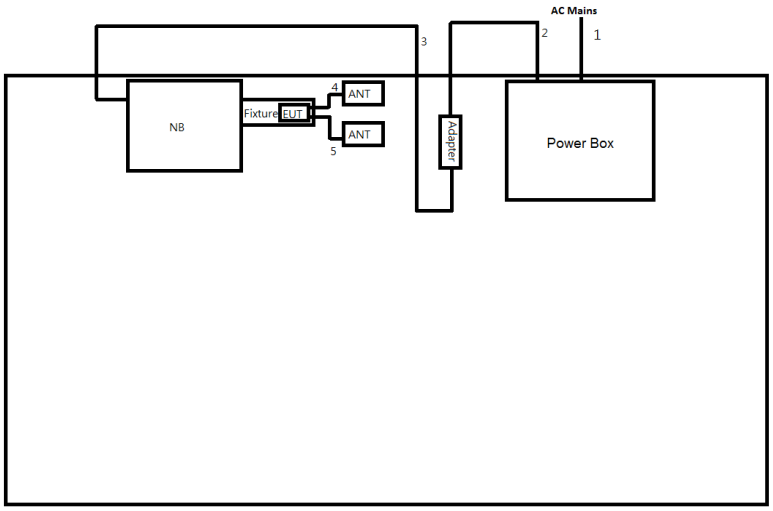

Item	Connection	Shielded	Length(m)	Remark
1	AC Power cable	No	1.8	-
2	AC Power cable	No	1.0	-
3	DC Power cable	No	1.8	-
4	RF cable	No	0.05	-
5	RF cable	No	0.05	-

Test Setup Diagram - Radiated Test (Dipole Antenna)

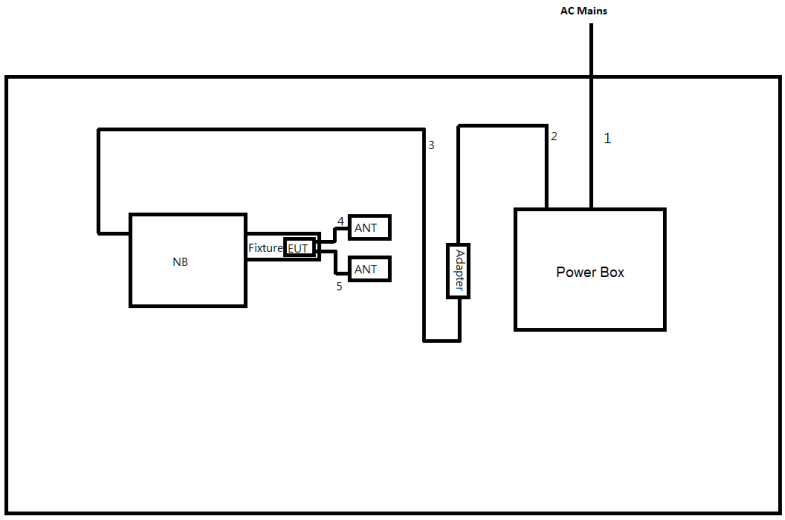

Item	Connection	Shielded	Length(m)	Remark
1	AC Power cable	No	1.8	-
2	AC Power cable	No	1.0	-
3	DC Power cable	No	1.8	-
4	RF cable	No	0.1	-
5	RF cable	No	0.1	-

Test Setup Diagram - Radiated Test (PIFA Antenna)

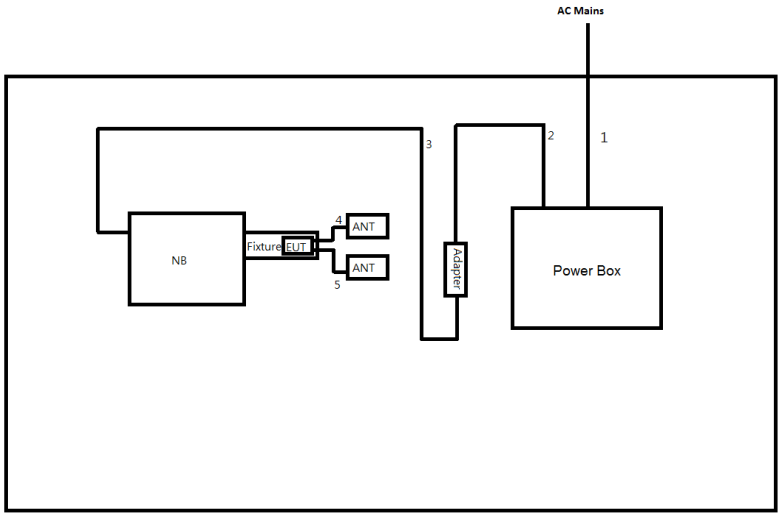

Item	Connection	Shielded	Length(m)	Remark
1	AC Power cable	No	1.8	-
2	AC Power cable	No	1.0	-
3	DC Power cable	No	1.8	-
4	RF cable	No	0.05	-
5	RF cable	No	0.05	-

3 Transmitter Test Result

3.1 AC Power-line Conducted Emissions

3.1.1 AC Power-line Conducted Emissions Limit

AC Power-line Conducted Emissions Limit		
Frequency Emission (MHz)	**Quasi-Peak**	**Average**
0.15-0.5	66 - 56 *	56 - 46 *
0.5-5	56	46
5-30	60	50
Note 1: * Decreases with the logarithm of the frequency.		

3.1.2 Measuring Instruments

Refer a test equipment and calibration data table in this test report.

3.1.3 Test Procedures

Test Method
☒ Refer as ANSI C63.10-2013, clause 6.2 for AC power-line conducted emissions.

3.1.4 Measurement Results Calculation

The measured Level is calculated using:
Corrected Reading: Raw(Read Level) +LISN(LISN Factor) + CL(Cable Loss) + AT(Attenuator).

3.1.5 Test Setup

AC Power-line Conducted Emissions

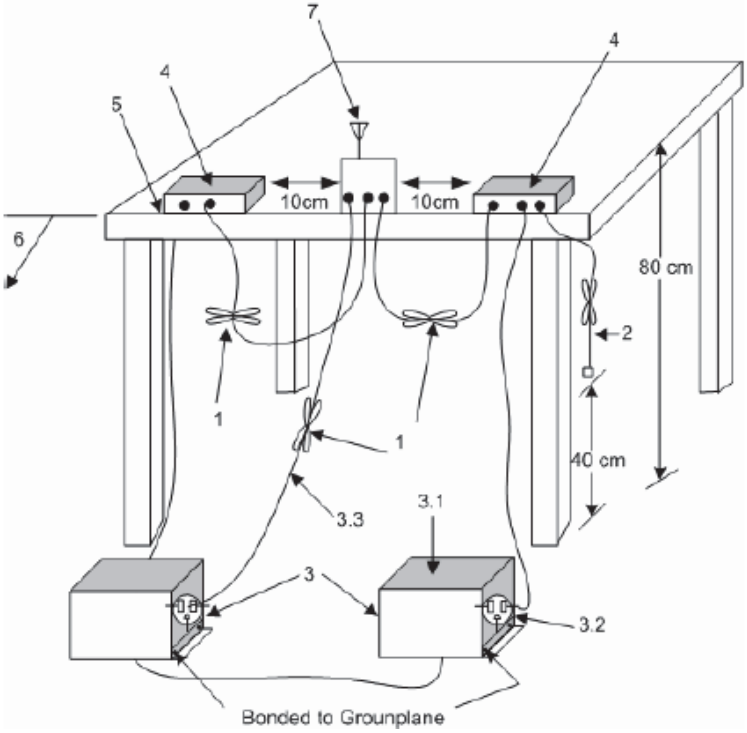

1—Interconnecting cables that hang closer than 40 cm to the ground plane shall be folded back and forth in the center forming a bundle 30 cm to 40 cm long.
2—The I/O cables that are not connected to an accessory shall be bundled in the center. The end of the cable may be terminated, if required, using the correct terminating impedance. The overall length shall not exceed 1 m.
3—EUT connected to one LISN. Unused LISN measuring port connectors shall be terminated in 50Ω loads. LISN may be placed on top of, or immediately beneath, reference ground plane.
3.1—All other equipment powered from additional LISN(s).
3.2—A multiple-outlet strip may be used for multiple power cords of non-EUT equipment.
3.3—LISN at least 80 cm from nearest part of EUT chassis.
4—Non-EUT components of EUT system being tested.
5—Rear of EUT, including peripherals, shall all be aligned and flush with edge of tabletop.
6—Edge of tabletop shall be 40 cm removed from a vertical conducting plane that is bonded to the ground plane.
7—Antenna can be integral or detachable. If detachable, then the antenna shall be attached for this test.

3.1.6 Test Result of AC Power-line Conducted Emissions

Refer as Appendix A

3.2 Emission Bandwidth

3.2.1 Emission Bandwidth Limit

Emission Bandwidth Limit
UNII Devices
☒ For the 5.15-5.25 GHz band, N/A
☒ For the 5.25-5.35 GHz band, N/A
☒ For the 5.47-5.725 GHz band, N/A
☒ For the 5.725-5.85 GHz band, 6 dB emission bandwidth ≥ 500kHz.

3.2.2 Measuring Instruments

Refer a test equipment and calibration data table in this test report.

3.2.3 Test Procedures

Test Method	
▪ For the emission bandwidth shall be measured using one of the options below:	
	☒ Refer as KDB 789033, clause C for EBW and clause D for OBW measurement.
	☐ Refer as ANSI C63.10, clause 6.9.3 for occupied bandwidth testing.
	☐ Refer as IC RSS-Gen, clause 6.7 for bandwidth testing.

3.2.4 Test Setup

Emission Bandwidth

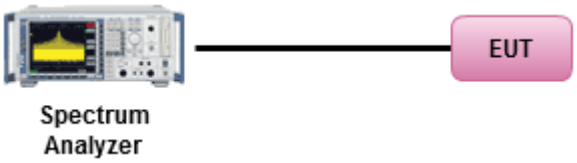

3.2.5 Test Result of Emission Bandwidth

Refer as Appendix B

3.3 Maximum Conducted Output Power

3.3.1 Maximum Conducted Output Power Limit

Maximum Conducted Output Power Limit	
UNII Devices	
☒	For the 5.15-5.25 GHz band:
	▪ Outdoor AP: the maximum conducted output power (P_{Out}) shall not exceed the lesser of 1 W. If G_{TX} > 6 dBi, then P_{Out} = 30 – (G_{TX} – 6). e.i.r.p. at any elevation angle above 30 degrees ≤ 125mW [21dBm]
	▪ Indoor AP: the maximum conducted output power (P_{Out}) shall not exceed the lesser of 1 W. If G_{TX} > 6 dBi, then P_{Out} = 30 – (G_{TX} – 6)
	▪ Point-to-point AP: the maximum conducted output power (P_{Out}) shall not exceed the lesser of 1 W If G_{TX} > 23 dBi, then P_{Out} = 30 – (G_{TX} – 23).
	▪ Mobile or Portable Client: the maximum conducted output power (P_{Out}) shall not exceed the lesser of 250 mW. If G_{TX} > 6 dBi, then P_{Out} = 24 – (G_{TX} – 6).
☒	For the 5.25-5.35 GHz band, the maximum conducted output power (P_{Out}) shall not exceed the lesser of 250 mW or 11 dBm + 10 log B, where B is the 26 dB emission bandwidth in MHz. If G_{TX} > 6 dBi, then P_{Out} = 24 – (G_{TX} – 6).
☒	For the 5.47-5.725 GHz band, the maximum conducted output power (P_{Out}) shall not exceed the lesser of 250 mW or 11 dBm + 10 log B, where B is the 26 dB emission bandwidth in MHz. If G_{TX} > 6 dBi, then P_{Out} = 24 – (G_{TX} – 6).
☒	For the 5.725-5.85 GHz band:
	▪ Point-to-multipoint systems (P2M): the maximum conducted output power (P_{Out}) shall not exceed the lesser of 1 W. If G_{TX} > 6 dBi, then P_{Out} = 30 – (G_{TX} – 6).
	▪ Point-to-point systems (P2P): the maximum conducted output power (P_{Out}) shall not exceed the lesser of 1 W.
P_{Out} = maximum conducted output power in dBm, **G_{TX}** = the maximum transmitting antenna directional gain in dBi.	

3.3.2 Measuring Instruments

Refer a test equipment and calibration data table in this test report.

3.3.3 Test Procedures

Test Method	
▪ Maximum Conducted Output Power	
	Duty cycle ≥ 98%
	☐ Refer as KDB 789033, clause E Method SA-2 (spectral trace averaging).
	Duty cycle < 98%
	☐ Refer as KDB 789033, clause E Method SA-2 Alt. (RMS detection with slow sweep speed)
	Wideband RF power meter and average over on/off periods with duty factor
	☒ Refer as KDB 789033, clause E Method PM (using an RF average power meter).
▪ For conducted measurement.	
	▪ If the EUT supports multiple transmit chains using options given below: Refer as KDB 662911, In-band power measurements. Using the measure-and-sum approach, measured all transmit ports individually. Sum the power (in linear power units e.g., mW) of all ports for each individual sample and save them.
	▪ If multiple transmit chains, EIRP calculation could be following as methods: $P_{total} = P_1 + P_2 + \ldots + P_n$ (calculated in linear unit [mW] and transfer to log unit [dBm]) $EIRP_{total} = P_{total} + DG$

3.3.4 Test Setup

RF Output Power (Power Meter)
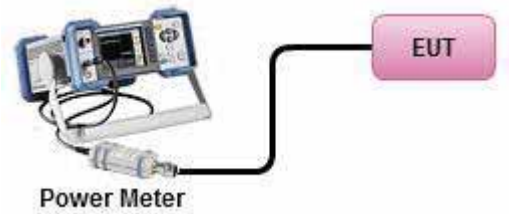

3.3.5 Test Result of Maximum Conducted Output Power

Refer as Appendix C

3.4 Peak Power Spectral Density

3.4.1 Peak Power Spectral Density Limit

Peak Power Spectral Density Limit	
UNII Devices	
☒	For the 5.15-5.25 GHz band:
	▪ Outdoor AP: the peak power spectral density (PPSD) shall not exceed the lesser of 17dBm/MHz. If G_{TX} > 6 dBi, then P_{Out} = 17 – (G_{TX} – 6).
	▪ Indoor AP: the peak power spectral density (PPSD) shall not exceed the lesser of 17dBm/MHz. If G_{TX} > 6 dBi, then P_{Out} = 17 – (G_{TX} – 6).
	▪ Point-to-point AP: the peak power spectral density (PPSD) shall not exceed the lesser of 17dBm/MHz. If G_{TX} > 23 dBi, then P_{Out} = 17 – (G_{TX} – 23).
	▪ Mobile or Portable Client: the peak power spectral density (PPSD) ≤ 11 dBm/MHz. If G_{TX} > 6 dBi, then PPSD= 11 – (G_{TX} – 6)..
☒	For the 5.25-5.35 GHz band, the peak power spectral density (PPSD) ≤ 11 dBm/MHz. If G_{TX} > 6 dBi, then PPSD= 11 – (G_{TX} – 6).
☒	For the 5.47-5.725 GHz band, the peak power spectral density (PPSD) ≤ 11 dBm/MHz. If G_{TX} > 6 dBi, then PPSD= 11 – (G_{TX} – 6).
☒	For the 5.725-5.85 GHz band:
	▪ Point-to-multipoint systems (P2M): the peak power spectral density (PPSD) ≤ 30 dBm/500kHz. If G_{TX} > 6 dBi, then PPSD= 30 – (G_{TX} – 6).
	▪ Point-to-point systems (P2P): the peak power spectral density (PPSD) ≤ 30 dBm/500kHz.
PPSD = peak power spectral density that he same method as used to determine the conducted output power shall be used to determine the power spectral density. And power spectral density in dBm/MHz **G_{TX}** = the maximum transmitting antenna directional gain in dBi.	

3.4.2 Measuring Instruments

Refer a test equipment and calibration data table in this test report.

3.4.3 Test Procedures

Test Method		
▪ Peak power spectral density procedures that the same method as used to determine the conducted output power shall be used to determine the peak power spectral density and use the peak search function on the spectrum analyzer to find the peak of the spectrum. For the peak power spectral density shall be measured using below options:		
	☐ Refer as KDB 789033, F)5) power spectral density can be measured using resolution bandwidths < 1 MHz provided that the results are integrated over 1 MHz bandwidth	
	Duty cycle ≥ 98%	
	☒ Refer as KDB 789033, clause E Method SA-2 (spectral trace averaging).	
	Duty cycle < 98%	
	☐ Refer as KDB 789033, clause E Method SA-2 Alt. (RMS detection with slow sweep speed)	
▪ For conducted measurement.		
	▪ If the EUT supports multiple transmit chains using options given below:	
		▪ Measure and sum the spectra across the outputs. Refer as KDB 662911, In-band power spectral density (PSD). Sample all transmit ports simultaneously using a spectrum analyzer for each transmit port. Where the trace bin-by-bin of each transmit port summing can be performed. (i.e., in the first spectral bin of output 1 is summed with that in the first spectral bin of output 2 and that from the first spectral bin of output 3, and so on up to the NTX output to obtain the value for the first frequency bin of the summed spectrum.). Add up the amplitude (power) values for the different transmit chains and use this as the new data trace.
	▪	If multiple transmit chains, EIRP PPSD calculation could be following as methods: $PPSD_{total} = PPSD_1 + PPSD_2 + \ldots + PPSD_n$ (calculated in linear unit [mW] and transfer to log unit [dBm]) $EIRP_{total} = PPSD_{total} + DG$

3.4.4 Test Setup

Power Spectral Density


3.4.5 Test Result of Peak Power Spectral Density

Refer as Appendix D

3.5 Unwanted Emissions

3.5.1 Transmitter Radiated Unwanted Emissions Limit

Unwanted emissions below 1 GHz and restricted band emissions above 1GHz limit			
Frequency Range (MHz)	**Field Strength (uV/m)**	**Field Strength (dBuV/m)**	**Measure Distance (m)**
0.009~0.490	2400/F(kHz)	48.5 - 13.8	300
0.490~1.705	24000/F(kHz)	33.8 - 23	30
1.705~30.0	30	29	30
30~88	100	40	3
88~216	150	43.5	3
216~960	200	46	3
Above 960	500	54	3

Note 1: Test distance for frequencies at or above 30 MHz, measurements may be performed at a distance other than the limit distance provided they are not performed in the near field and the emissions to be measured can be detected by the measurement equipment. When performing measurements at a distance other than that specified, the results shall be extrapolated to the specified distance using an extrapolation factor of 20 dB/decade (inverse of linear distance for field-strength measurements, inverse of linear distance-squared for power-density measurements).

Note 2: Test distance for frequencies at below 30 MHz, measurements may be performed at a distance closer than the EUT limit distance; however, an attempt should be made to avoid making measurements in the near field. When performing measurements below 30 MHz at a closer distance than the limit distance, the results shall be extrapolated to the specified distance by either making measurements at a minimum of two or more distances on at least one radial to determine the proper extrapolation factor or by using the square of an inverse linear distance extrapolation factor (40 dB/decade). The test report shall specify the extrapolation method used to determine compliance of the EUT.

Note 3: Using the distance of 1m during the test for above 18 GHz, and the test value to correct for the distance factor at 3m.

Un-restricted band emissions above 1GHz Limit	
Operating Band	**Limit**
5.15 - 5.25 GHz	e.i.r.p. -27 dBm [68.2 dBuV/m@3m]
5.25 - 5.35 GHz	e.i.r.p. -27 dBm [68.2 dBuV/m@3m]
5.47 - 5.725 GHz	e.i.r.p. -27 dBm [68.2 dBuV/m@3m]
5.725 - 5.85 GHz	5.650-5700 GHz: e.i.r.p. -27 ~ 10 dBm [68.2 ~ 105.2 dBuV/m@3m] 5.700-5720 GHz: e.i.r.p. 10 ~ 15.6 dBm [105.2 ~ 110.8 dBuV/m@3m] 5.720-5725 GHz: e.i.r.p. 15.6 ~ 27 dBm [110.8 ~ 122.2 dBuV/m@3m] 5.850-5.855 GHz: e.i.r.p. 27 ~ 15.6 dBm [122.2 ~ 110.8 dBuV/m@3m] 5.855-5.875 GHz: e.i.r.p. 15.6 ~ 10 dBm [110.8 ~ 105.2 dBuV/m@3m] 5.875-5.925 GHz: e.i.r.p. 10 ~ -27 dBm [105.2 ~ 68.2dBuV/m@3m] Other un-restricted band: e.i.r.p. -27 dBm [68.2 dBuV/m@3m]

Note 1: Measurements may be performed at a distance other than the limit distance provided they are not performed in the near field and the emissions to be measured can be detected by the measurement equipment. When performing measurements at a distance other than that specified, the results shall be extrapolated to the specified distance using an extrapolation factor of 20 dB/decade (inverse of linear distance for field-strength measurements, inverse of linear distance-squared for power-density measurements).

3.5.2 Measuring Instruments

Refer a test equipment and calibration data table in this test report.

3.5.3 Test Procedures

Test Method		
▪ Measurements may be performed at a distance other than the limit distance provided they are not performed in the near field and the emissions to be measured can be detected by the measurement equipment. Measurements shall not be performed at a distance greater than 30 m for frequencies above 30 MHz, unless it can be further demonstrated that measurements at a distance of 30 m or less are impractical. When performing measurements at a distance other than that specified, the results shall be extrapolated to the specified distance using an extrapolation factor of 20 dB/decade (inverse of linear distance for field-strength measurements, inverse of linear distance-squared for power-density measurements).		
▪ The average emission levels shall be measured in [duty cycle ≥ 98 or duty factor].		
▪ For the transmitter unwanted emissions shall be measured using following options below:		
	▪ Refer as KDB 789033, clause G)2) for unwanted emissions into non-restricted bands.	
	▪ Refer as KDB 789033, clause G)1) for unwanted emissions into restricted bands.	
		☒ Refer as KDB 789033, G)6) Method VB (ANSI C63.10, clause 4.1.4.2.3), Reduced VBW.
		☒ Refer as KDB 789033, clause G)5) (ANSI C63.10, clause 4.1.4.2.2), measurement procedure peak limit.
▪ For radiated measurement.		
	▪ Refer as ANSI C63.10, clause 6.4 for radiated emissions below 30 MHz and test distance is 3m.	
	▪ Refer as ANSI C63.10, clause 6.5 for radiated emissions 30 MHz to 1 GHz and test distance is 3m.	
	▪ Refer as ANSI C63.10, clause 6.6 for radiated emissions above 1GHz.	
▪ The any unwanted emissions level shall not exceed the fundamental emission level.		
▪ All amplitude of spurious emissions that are attenuated by more than 20 dB below the permissible value has no need to be reported.		
▪ Use the following spectrum analyzer settings:		
	▪ Set RBW=100 kHz for f < 1 GHz; VBW=3 * RBW; Sweep = auto; Detector function = peak; Trace = max hold.	
	▪ Set RBW = 1 MHz, VBW= 3MHz for f ≥ 1 GHz for peak measurement. For average measurement, refer as 1.1.4.	
▪ KDB 414788 Open-Field Test Sites and Chamber Correlation Justification.		
	▪ Based on FCC 15.31(f)(2): measurements may be performed at a distance closer than that specified in regulations; however, an attempt should be made to avoid making measurements in the near field.	
	▪ Open-field site and chamber correlation testing had been performed and chamber measured test result is the worst case test result.	

3.5.4 Measurement Results Calculation

The measured Level is calculated using:
Corrected Reading: Raw(Read Level) + AF(Antenna Factor) + CL(Cable Loss) - PA(Preamp Factor)

3.5.5 Test Setup

Transmitter Radiated Unwanted Emissions

9kHz ~30MHz

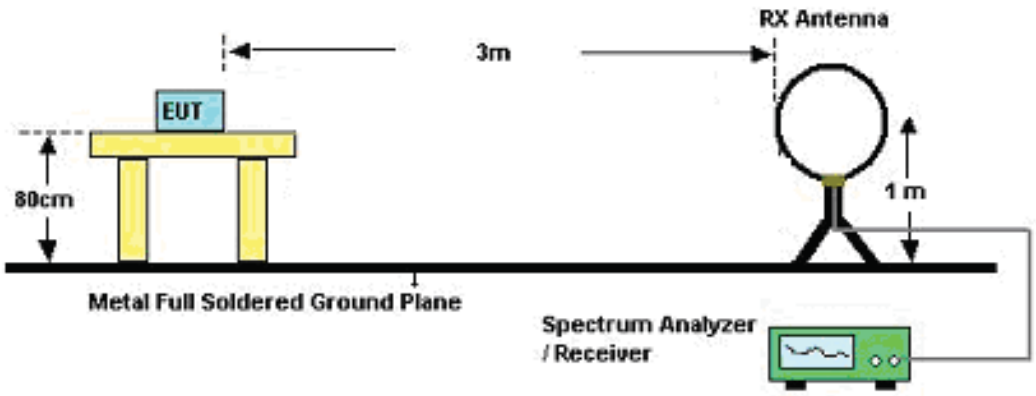

30MHz~1GHz

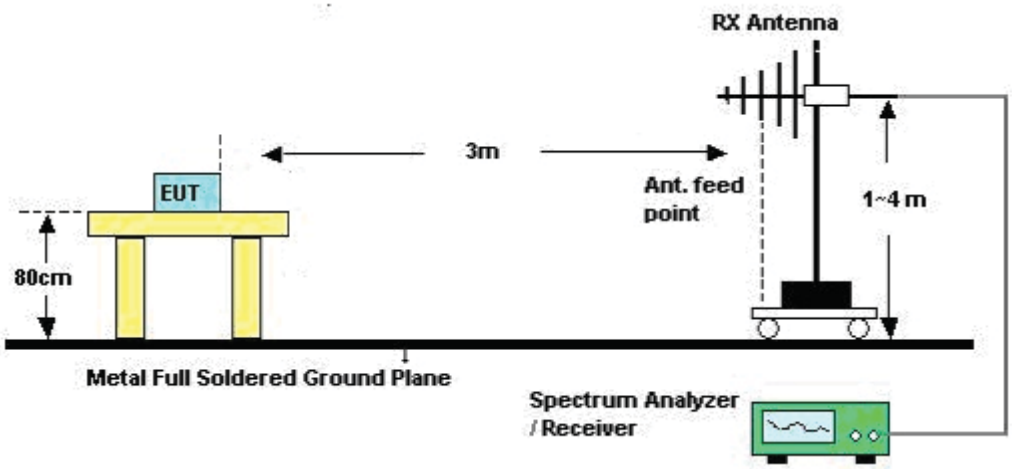

Above 1GHz

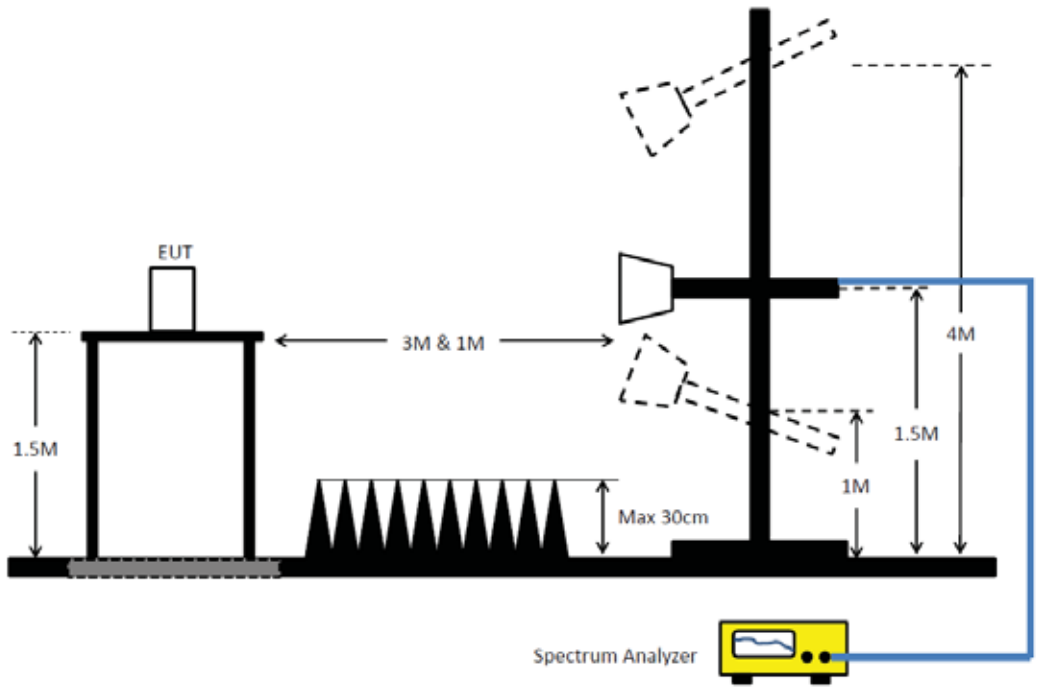

3.5.6 Transmitter Unwanted Emissions (Below 30MHz)

The amplitude of spurious emissions which are attenuated by more than 20dB below the permissible value has no need to be reported.

3.5.7 Test Result of Transmitter Unwanted Emissions

Refer as Appendix E

4 Test Equipment and Calibration Data

Instrument for AC Conduction

Instrument	Manufacturer /Brand	Model No.	Serial No.	Spec.	Calibration Date	Calibration Due Date
EMI Test Receiver	R&S	ESR	102051	9kHz ~ 3.6GHz	13/May/2022	12/May/2023
Two-Line V-Network	R&S	ENV 216	101295	9kHz ~ 30MHz	31/Jan/2023	30/Jan/2024
RF Cable 5m	TITAN	TITAN	CO04-cable-01	9 kHz~200MHz	01/Mar/2022	28/Feb/2023
Impuls Begrenzer Pulse Limiter	SCHWARZBECK	VTSD 9561-F	9561-F041	9kHz ~ 30MHz	25/Oct/2022	24/Oct/2023
Software	Sporton	SENSE-EMI	V5.10.8.7	-	NCR	NCR

NCR: No Calibration Required

Instrument for Conducted Test

Instrument	Manufacturer /Brand	Model No.	Serial No.	Spec.	Calibration Date	Calibration Due Date
Signal Analyzer	R&S	FSV 40	101515	10Hz~40GHz	14/Feb/2022	13/Feb/2023
SMB100A Signal Generator	R&S	SMB100A	181147	100kHz~40GHz	21/Oct/2022	20/Oct/2023
Pulse Sensor	Anritsu	MA2411B	1339407	300MHz~40GHz	14/Dec/2022	13/Dec/2023
Power Meter	Anritsu	ML2495A	1517010	300MHz~40GHz	14/Dec/2022	13/Dec/2023
SENSE-15407_NII	Sporton	V5.11.3	N/A	N/A	N/A	N/A

Instrument for Radiated Test (Co-location)

Instrument	Manufacturer /Brand	Model No.	Serial No.	Spec.	Calibration Date	Calibration Due Date
3m Semi Anechoic Chamber	SIDT FRANKONIA	SAC-3M	03CH02-HY	1GHz~18GHz 3m	30/Jul/2022	29/Jul/2023
Signal Analyzer	R&S	FSP 40	100305	9kHz~40GHz	21/Mar/2022	20/Mar/2023
Microwave Preamplifier	Agilent	8449B	3008A02373	1GHz~26.5GHz	02/Nov/2022	01/Nov/2023
Double Ridged Guide Horn Antenna	SCHWARZBECK	BBHA 9120 D	02268	1GHz ~18GHz	27/Sep/2022	26/Sep/2023
RF Cable-R03m	HUBER+SUHNER	SUCOFLEX104	03CH02-cable-01	1GHz~40GHz	20/Dec/2022	19/Dec/2023
Broadband Horn Antenna	SCHWARZBECK	BBHA 9170	BBHA 9170221	15GHz~40GHz	18/Mar/2022	17/Mar/2023
Microwave Premplifier	EMC INSTRUMENTS	EM18G40G	060604	18GHz~40GHz	08/Mar/2022	07/Mar/2023
SENSE-EMI	Sporton	V5.10.8.7	NA	NA	NA	NA

Instrument for Radiated Test

Instrument	Manufacturer /Brand	Model No.	Serial No.	Spec.	Calibration Date	Calibration Due Date
3m Semi Anechoic Chamber	SIDT FRANKONIA	SAC-3M	03CH02-HY	30MHz~1GHz 3m	31/Jul/2022	30/Jul/2023
3m Semi Anechoic Chamber	SIDT FRANKONIA	SAC-3M	03CH02-HY	1GHz~18GHz 3m	30/Jul/2022	29/Jul/2023
Signal Analyzer	R&S	FSP 40	100305	9kHz~40GHz	21/Mar/2022	20/Mar/2023
Amplifier	Agilent	8447D	2944A11149	100kHz~1.3GHz	28/Jun/2022	27/Jun/2023
Microwave Preamplifier	Agilent	8449B	3008A02373	1GHz~26.5GHz	02/Nov/2022	01/Nov/2023
Double Ridged Guide Horn Antenna	SCHWARZBECK	BBHA 9120 D	02268	1GHz ~18GHz	27/Sep/2022	26/Sep/2023
Bilog Antenna & 5dB Attenuator	SCHAFFNER / MTJ	CBL 6112B / MTJ6102-05	2723 / 2	30MHz~1GHz	28/Aug/2022	27/Aug/2023
RF Cable	MVE	400LL+SN 200207	03CH02-cable-02	9kHz~30MHz	20/Dec/2022	19/Dec/2023
RF Cable	MVE	400LL+SN 200207	03CH02-cable-02	30MHz~1GHz	20/Dec/2022	19/Dec/2023
RF Cable-R03m	HUBER+SUHNER	SUCOFLEX104	03CH02-cable-01	1GHz~40GHz	20/Dec/2022	19/Dec/2023
Broadband Horn Antenna	SCHWARZBECK	BBHA 9170	BBHA 9170221	15GHz~40GHz	18/Mar/2022	17/Mar/2023
Microwave Premplifier	EMC INSTRUMENTS	EM18G40G	060604	18GHz~40GHz	08/Mar/2022	07/Mar/2023
Loop Antenna	TESEQ	HLA 6120	31244	9kHz~30MHz	18/Mar/2022	17/Mar/2023
EMI Test Receiver	R&S	ESR3	102052	9kHz~3.6GHz	30/May/2022	29/May/2023
SENSE-15407_NII	Sporton	v5.11	NA	NA	NA	NA

Summary

Mode	Result	Type	Freq (Hz)	Level (dBuV)	Limit (dBuV)	Margin (dB)	Condition
Mode 1	Pass	QP	178.803k	44.15	64.55	-20.40	Neutral

Result

Mode	Result	Type	Freq (Hz)	Level (dBuV)	Limit (dBuV)	Margin (dB)	Condition	Comments
Mode 1	Pass	QP	176.674k	43.00	64.64	-21.64	Line	-
Mode 1	Pass	AV	176.674k	26.18	54.64	-28.46	Line	-
Mode 1	Pass	QP	192.892k	33.91	63.92	-30.01	Line	-
Mode 1	Pass	AV	192.892k	19.58	53.92	-34.34	Line	-
Mode 1	Pass	QP	281.85k	18.43	60.76	-42.33	Line	-
Mode 1	Pass	AV	281.85k	13.86	50.76	-36.90	Line	-
Mode 1	Pass	QP	3.154M	24.24	56.00	-31.76	Line	-
Mode 1	Pass	AV	3.154M	20.67	46.00	-25.33	Line	-
Mode 1	Pass	QP	5.472M	19.20	60.00	-40.80	Line	-
Mode 1	Pass	AV	5.472M	16.27	50.00	-33.73	Line	-
Mode 1	Pass	QP	18.053M	25.43	60.00	-34.57	Line	-
Mode 1	Pass	AV	18.053M	20.09	50.00	-29.91	Line	-
Mode 1	Pass	QP	150.6k	42.28	65.96	-23.68	Neutral	-
Mode 1	Pass	AV	150.6k	27.23	55.96	-28.73	Neutral	-
Mode 1	Pass	QP	178.803k	44.15	64.55	-20.40	Neutral	-
Mode 1	Pass	AV	178.803k	26.65	54.55	-27.90	Neutral	-
Mode 1	Pass	QP	236.447k	23.94	62.21	-38.27	Neutral	-
Mode 1	Pass	AV	236.447k	15.74	52.21	-36.47	Neutral	-
Mode 1	Pass	QP	467.95k	20.99	56.55	-35.56	Neutral	-
Mode 1	Pass	AV	467.95k	14.13	46.55	-32.42	Neutral	-
Mode 1	Pass	QP	2.912M	18.10	56.00	-37.90	Neutral	-
Mode 1	Pass	AV	2.912M	15.51	46.00	-30.49	Neutral	-
Mode 1	Pass	QP	18.639M	26.92	60.00	-33.08	Neutral	-
Mode 1	Pass	AV	18.639M	22.05	50.00	-27.95	Neutral	-

Conducted Emissions at Powerline_Mode 1

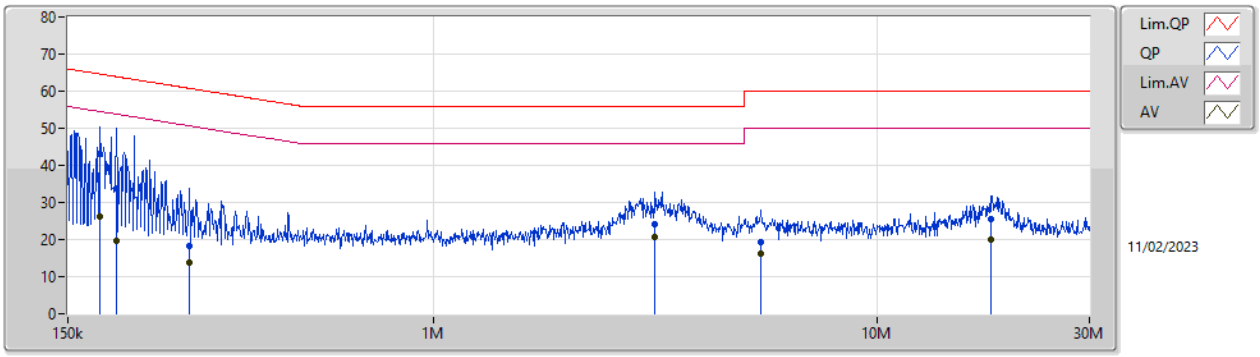

Type	Freq	Level	Limit	Margin	Factor	Condition	Comment	Raw	LISN	CL	AT
	(Hz)	(dBuV)	(dBuV)	(dB)	(dB)			(dBuV)	(dB)	(dB)	(dB)
QP	176.674k	43.00	64.64	-21.64	19.55	Line	-	23.45	9.59	0.03	9.93
AV	176.674k	26.18	54.64	-28.46	19.55	Line	-	6.63	9.59	0.03	9.93
QP	192.892k	33.91	63.92	-30.01	19.55	Line	-	14.36	9.59	0.03	9.93
AV	192.892k	19.58	53.92	-34.34	19.55	Line	-	0.03	9.59	0.03	9.93
QP	281.85k	18.43	60.76	-42.33	19.56	Line	-	-1.13	9.59	0.03	9.94
AV	281.85k	13.86	50.76	-36.90	19.56	Line	-	-5.70	9.59	0.03	9.94
QP	3.154M	24.24	56.00	-31.76	19.70	Line	-	4.54	9.66	0.11	9.93
AV	3.154M	20.67	46.00	-25.33	19.70	Line	-	0.97	9.66	0.11	9.93
QP	5.472M	19.20	60.00	-40.80	19.78	Line	-	-0.58	9.69	0.15	9.94
AV	5.472M	16.27	50.00	-33.73	19.78	Line	-	-3.51	9.69	0.15	9.94
QP	18.053M	25.43	60.00	-34.57	19.92	Line	-	5.51	9.69	0.26	9.97
AV	18.053M	20.09	50.00	-29.91	19.92	Line	-	0.17	9.69	0.26	9.97

Conducted Emissions at Powerline_Mode 1

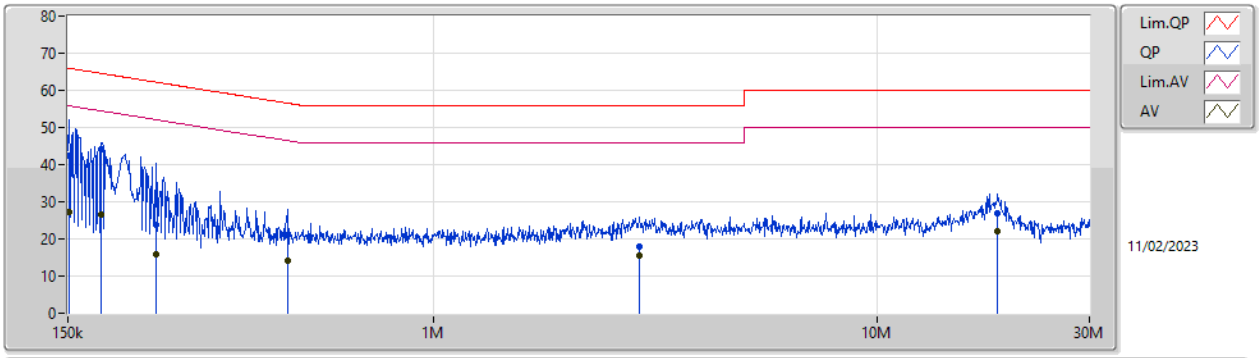

Type	Freq	Level	Limit	Margin	Factor	Condition	Comment	Raw	LISN	CL	AT
	(Hz)	(dBuV)	(dBuV)	(dB)	(dB)			(dBuV)	(dB)	(dB)	(dB)
QP	150.6k	42.28	65.96	-23.68	19.56	Neutral	-	22.72	9.60	0.03	9.93
AV	150.6k	27.23	55.96	-28.73	19.56	Neutral	-	7.67	9.60	0.03	9.93
QP	178.803k	44.15	64.55	-20.40	19.56	Neutral	-	24.59	9.60	0.03	9.93
AV	178.803k	26.65	54.55	-27.90	19.56	Neutral	-	7.09	9.60	0.03	9.93
QP	236.447k	23.94	62.21	-38.27	19.57	Neutral	-	4.37	9.60	0.03	9.94
AV	236.447k	15.74	52.21	-36.47	19.57	Neutral	-	-3.83	9.60	0.03	9.94
QP	467.95k	20.99	56.55	-35.56	19.60	Neutral	-	1.39	9.60	0.04	9.96
AV	467.95k	14.13	46.55	-32.42	19.60	Neutral	-	-5.47	9.60	0.04	9.96
QP	2.912M	18.10	56.00	-37.90	19.67	Neutral	-	-1.57	9.63	0.11	9.93
AV	2.912M	15.51	46.00	-30.49	19.67	Neutral	-	-4.16	9.63	0.11	9.93
QP	18.639M	26.92	60.00	-33.08	19.95	Neutral	-	6.97	9.72	0.26	9.97
AV	18.639M	22.05	50.00	-27.95	19.95	Neutral	-	2.10	9.72	0.26	9.97

Summary

Mode	Result	Type	Freq (Hz)	Level (dBuV)	Limit (dBuV)	Margin (dB)	Condition
Mode 1	Pass	QP	159.256k	45.76	65.50	-19.74	Line

Result

Mode	Result	Type	Freq (Hz)	Level (dBuV)	Limit (dBuV)	Margin (dB)	Condition	Comments
Mode 1	Pass	QP	159.256k	45.76	65.50	-19.74	Line	-
Mode 1	Pass	AV	159.256k	28.35	55.50	-27.15	Line	-
Mode 1	Pass	QP	185.344k	37.10	64.24	-27.14	Line	-
Mode 1	Pass	AV	185.344k	21.96	54.24	-32.28	Line	-
Mode 1	Pass	QP	234.567k	27.66	62.29	-34.63	Line	-
Mode 1	Pass	AV	234.567k	16.24	52.29	-36.05	Line	-
Mode 1	Pass	QP	2.81M	27.15	56.00	-28.85	Line	-
Mode 1	Pass	AV	2.81M	22.65	46.00	-23.35	Line	-
Mode 1	Pass	QP	3.584M	26.52	56.00	-29.48	Line	-
Mode 1	Pass	AV	3.584M	21.75	46.00	-24.25	Line	-
Mode 1	Pass	QP	17.555M	25.66	60.00	-34.34	Line	-
Mode 1	Pass	AV	17.555M	20.76	50.00	-29.24	Line	-
Mode 1	Pass	QP	169.76k	35.58	64.97	-29.39	Neutral	-
Mode 1	Pass	AV	169.76k	20.52	54.97	-34.45	Neutral	-
Mode 1	Pass	QP	192.892k	34.07	63.92	-29.85	Neutral	-
Mode 1	Pass	AV	192.892k	19.45	53.92	-34.47	Neutral	-
Mode 1	Pass	QP	237.393k	23.89	62.20	-38.31	Neutral	-
Mode 1	Pass	AV	237.393k	15.92	52.20	-36.28	Neutral	-
Mode 1	Pass	QP	2.971M	17.94	56.00	-38.06	Neutral	-
Mode 1	Pass	AV	2.971M	15.61	46.00	-30.39	Neutral	-
Mode 1	Pass	QP	4.835M	16.23	56.00	-39.77	Neutral	-
Mode 1	Pass	AV	4.835M	14.72	46.00	-31.28	Neutral	-
Mode 1	Pass	QP	18.417M	26.74	60.00	-33.26	Neutral	-
Mode 1	Pass	AV	18.417M	21.41	50.00	-28.59	Neutral	-

Conducted Emissions at Powerline_Mode 1

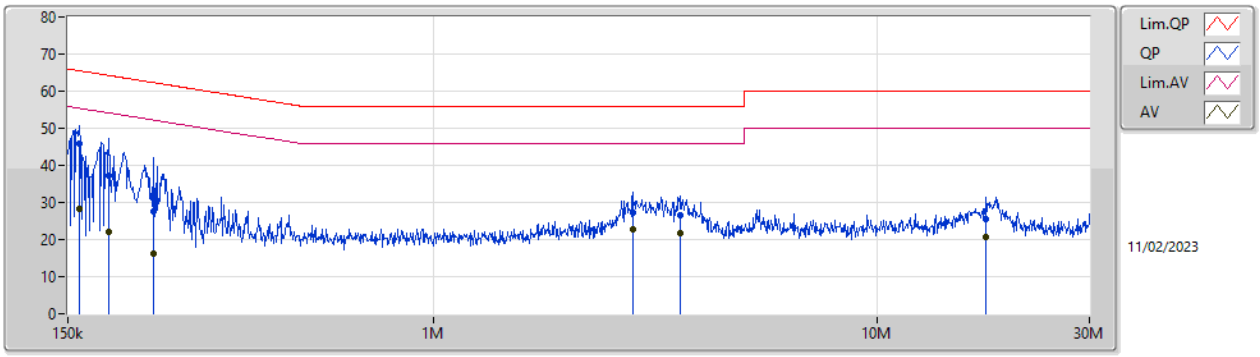

Type	Freq	Level	Limit	Margin	Factor	Condition	Comment	Raw	LISN	CL	AT
	(Hz)	(dBuV)	(dBuV)	(dB)	(dB)			(dBuV)	(dB)	(dB)	(dB)
QP	159.256k	45.76	65.50	-19.74	19.55	Line	-	26.21	9.59	0.03	9.93
AV	159.256k	28.35	55.50	-27.15	19.55	Line	-	8.80	9.59	0.03	9.93
QP	185.344k	37.10	64.24	-27.14	19.55	Line	-	17.55	9.59	0.03	9.93
AV	185.344k	21.96	54.24	-32.28	19.55	Line	-	2.41	9.59	0.03	9.93
QP	234.567k	27.66	62.29	-34.63	19.56	Line	-	8.10	9.59	0.03	9.94
AV	234.567k	16.24	52.29	-36.05	19.56	Line	-	-3.32	9.59	0.03	9.94
QP	2.81M	27.15	56.00	-28.85	19.69	Line	-	7.46	9.65	0.10	9.94
AV	2.81M	22.65	46.00	-23.35	19.69	Line	-	2.96	9.65	0.10	9.94
QP	3.584M	26.52	56.00	-29.48	19.72	Line	-	6.80	9.67	0.12	9.93
AV	3.584M	21.75	46.00	-24.25	19.72	Line	-	2.03	9.67	0.12	9.93
QP	17.555M	25.66	60.00	-34.34	19.92	Line	-	5.74	9.69	0.26	9.97
AV	17.555M	20.76	50.00	-29.24	19.92	Line	-	0.84	9.69	0.26	9.97

Conducted Emissions at Powerline_Mode 1

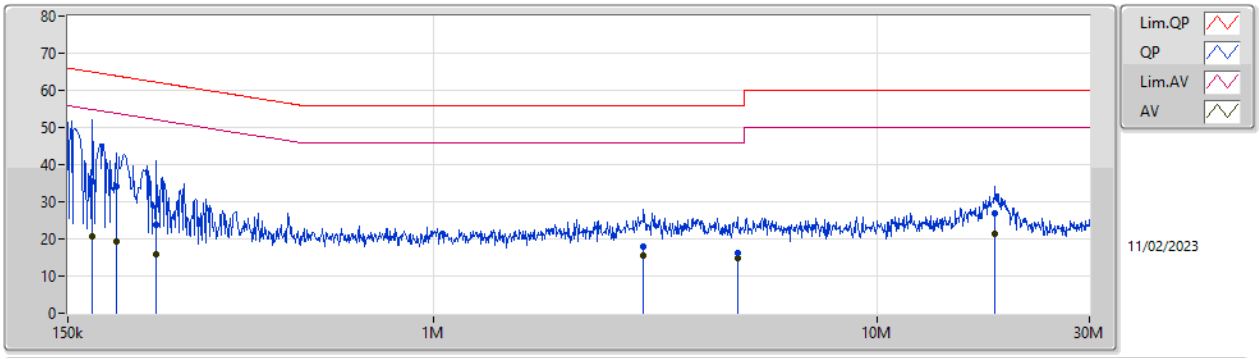

Type	Freq	Level	Limit	Margin	Factor	Condition	Comment	Raw	LISN	CL	AT
	(Hz)	(dBuV)	(dBuV)	(dB)	(dB)			(dBuV)	(dB)	(dB)	(dB)
QP	169.76k	35.58	64.97	-29.39	19.56	Neutral	-	16.02	9.60	0.03	9.93
AV	169.76k	20.52	54.97	-34.45	19.56	Neutral	-	0.96	9.60	0.03	9.93
QP	192.892k	34.07	63.92	-29.85	19.56	Neutral	-	14.51	9.60	0.03	9.93
AV	192.892k	19.45	53.92	-34.47	19.56	Neutral	-	-0.11	9.60	0.03	9.93
QP	237.393k	23.89	62.20	-38.31	19.57	Neutral	-	4.32	9.60	0.03	9.94
AV	237.393k	15.92	52.20	-36.28	19.57	Neutral	-	-3.65	9.60	0.03	9.94
QP	2.971M	17.94	56.00	-38.06	19.67	Neutral	-	-1.73	9.63	0.11	9.93
AV	2.971M	15.61	46.00	-30.39	19.67	Neutral	-	-4.06	9.63	0.11	9.93
QP	4.835M	16.23	56.00	-39.77	19.73	Neutral	-	-3.50	9.65	0.14	9.94
AV	4.835M	14.72	46.00	-31.28	19.73	Neutral	-	-5.01	9.65	0.14	9.94
QP	18.417M	26.74	60.00	-33.26	19.95	Neutral	-	6.79	9.72	0.26	9.97
AV	18.417M	21.41	50.00	-28.59	19.95	Neutral	-	1.46	9.72	0.26	9.97

Summary

Mode	Max-N dB (Hz)	Max-OBW (Hz)	ITU-Code	Min-N dB (Hz)	Min-OBW (Hz)
5.15-5.25GHz	-	-	-	-	-
802.11a_Nss1,(6Mbps)_2TX	25.3M	16.426M	16M4D1D	18.425M	16.382M
802.11ac VHT20_Nss1,(MCS0)_2TX	26.345M	17.641M	17M6D1D	19.415M	17.541M
802.11ac VHT40_Nss1,(MCS0)_2TX	72.27M	37.181M	37M2D1D	41.47M	36.182M
802.11ac VHT80_Nss1,(MCS0)_2TX	81.62M	74.563M	74M6D1D	81.4M	74.563M
5.25-5.35GHz	-	-	-	-	-
802.11a_Nss1,(6Mbps)_2TX	21.12M	16.404M	16M4D1D	19.47M	16.382M
802.11ac VHT20_Nss1,(MCS0)_2TX	19.8M	17.566M	17M6D1D	19.47M	17.516M
802.11ac VHT40_Nss1,(MCS0)_2TX	43.34M	36.182M	36M2D1D	41.69M	36.182M
802.11ac VHT80_Nss1,(MCS0)_2TX	81.4M	74.663M	74M7D1D	81.4M	74.563M
5.47-5.725GHz	-	-	-	-	-
802.11a_Nss1,(6Mbps)_2TX	18.535M	16.382M	16M4D1D	18.37M	16.338M
802.11ac VHT20_Nss1,(MCS0)_2TX	19.525M	17.541M	17M5D1D	19.415M	17.516M
802.11ac VHT40_Nss1,(MCS0)_2TX	41.91M	36.232M	36M2D1D	41.58M	36.132M
802.11ac VHT80_Nss1,(MCS0)_2TX	81.62M	74.763M	74M8D1D	81.62M	74.663M
5.725-5.85GHz	-	-	-	-	-
802.11a_Nss1,(6Mbps)_2TX	16.39M	16.36M	16M4D1D	16.39M	16.338M
802.11ac VHT20_Nss1,(MCS0)_2TX	17.655M	17.541M	17M5D1D	17.6M	17.516M
802.11ac VHT40_Nss1,(MCS0)_2TX	36.41M	36.182M	36M2D1D	36.41M	36.132M
802.11ac VHT80_Nss1,(MCS0)_2TX	75.24M	75.062M	75M1D1D	75.24M	74.863M

Max-N dB = Maximum 6dB down bandwidth for 5.725-5.85GHz band / Maximum 26dB down bandwidth for other band;
Max-OBW = Maximum 99% occupied bandwidth;
Min-N dB = Minimum 6dB down bandwidth for 5.725-5.85GHz band / Maximum 26dB down bandwidth for other band;
Min-OBW = Minimum 99% occupied bandwidth

Result

Mode	Result	Limit (Hz)	Port 1-N dB (Hz)	Port 1-OBW (Hz)	Port 2-N dB (Hz)	Port 2-OBW (Hz)
802.11a_Nss1,(6Mbps)_2TX	-	-	-	-	-	-
5180MHz	Pass	Inf	18.425M	16.382M	19.855M	16.382M
5200MHz	Pass	Inf	25.3M	16.426M	23.65M	16.404M
5240MHz	Pass	Inf	25.3M	16.426M	23.65M	16.404M
5260MHz	Pass	Inf	19.8M	16.382M	21.12M	16.404M
5300MHz	Pass	Inf	19.47M	16.382M	19.91M	16.382M
5320MHz	Pass	Inf	19.745M	16.382M	19.855M	16.382M
5500MHz	Pass	Inf	18.48M	16.338M	18.425M	16.338M
5580MHz	Pass	Inf	18.535M	16.36M	18.425M	16.382M
5700MHz	Pass	Inf	18.48M	16.338M	18.37M	16.338M
5745MHz	Pass	500k	16.39M	16.338M	16.39M	16.36M
5785MHz	Pass	500k	16.39M	16.338M	16.39M	16.36M
5825MHz	Pass	500k	16.39M	16.338M	16.39M	16.36M
802.11ac VHT20_Nss1,(MCS0)_2TX	-	-	-	-	-	-
5180MHz	Pass	Inf	19.525M	17.541M	19.415M	17.541M
5200MHz	Pass	Inf	26.345M	17.641M	25.52M	17.591M
5240MHz	Pass	Inf	26.07M	17.591M	23.76M	17.591M
5260MHz	Pass	Inf	19.8M	17.566M	19.635M	17.566M
5300MHz	Pass	Inf	19.47M	17.566M	19.58M	17.566M
5320MHz	Pass	Inf	19.58M	17.516M	19.525M	17.541M
5500MHz	Pass	Inf	19.415M	17.541M	19.47M	17.541M
5580MHz	Pass	Inf	19.47M	17.541M	19.525M	17.541M
5700MHz	Pass	Inf	19.415M	17.516M	19.525M	17.541M
5745MHz	Pass	500k	17.6M	17.541M	17.655M	17.541M
5785MHz	Pass	500k	17.6M	17.541M	17.6M	17.541M
5825MHz	Pass	500k	17.6M	17.541M	17.6M	17.516M
802.11ac VHT40_Nss1,(MCS0)_2TX	-	-	-	-	-	-
5190MHz	Pass	Inf	41.47M	36.182M	41.47M	36.182M
5230MHz	Pass	Inf	72.27M	37.181M	69.41M	36.932M
5270MHz	Pass	Inf	43.34M	36.182M	41.8M	36.182M
5310MHz	Pass	Inf	41.69M	36.182M	41.69M	36.182M
5510MHz	Pass	Inf	41.69M	36.182M	41.91M	36.132M
5550MHz	Pass	Inf	41.58M	36.232M	41.69M	36.232M
5670MHz	Pass	Inf	41.58M	36.232M	41.58M	36.182M
5755MHz	Pass	500k	36.41M	36.132M	36.41M	36.182M
5795MHz	Pass	500k	36.41M	36.182M	36.41M	36.182M
802.11ac VHT80_Nss1,(MCS0)_2TX	-	-	-	-	-	-
5210MHz	Pass	Inf	81.4M	74.563M	81.62M	74.563M
5290MHz	Pass	Inf	81.4M	74.663M	81.4M	74.563M
5530MHz	Pass	Inf	81.62M	74.763M	81.62M	74.663M
5775MHz	Pass	500k	75.24M	75.062M	75.24M	74.863M

Port X-N dB = Port X 6dB down bandwidth for 5.725-5.85GHz band / 26dB down bandwidth for other band
Port X-OBW = Port X 99% occupied bandwidth

5.15-5.25GHz_802.11a_Nss1,(6Mbps)_2TX **EBW**

5180MHz

19/01/2023

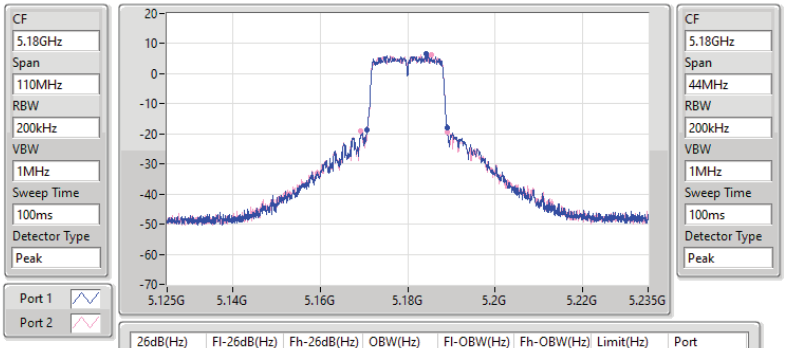

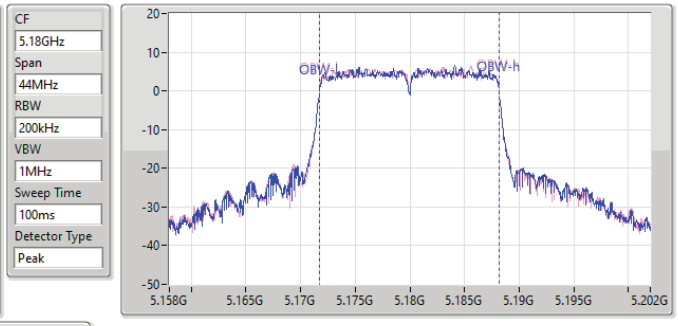

26dB(Hz)	Fl-26dB(Hz)	Fh-26dB(Hz)	OBW(Hz)	Fl-OBW(Hz)	Fh-OBW(Hz)	Limit(Hz)	Port
18.425M	5.170705G	5.18913G	16.382M	5.171754G	5.188136G	Inf	1
19.855M	5.16933G	5.189185G	16.382M	5.171754G	5.188136G	Inf	2

5.15-5.25GHz_802.11a_Nss1,(6Mbps)_2TX **EBW**

5200MHz

19/01/2023

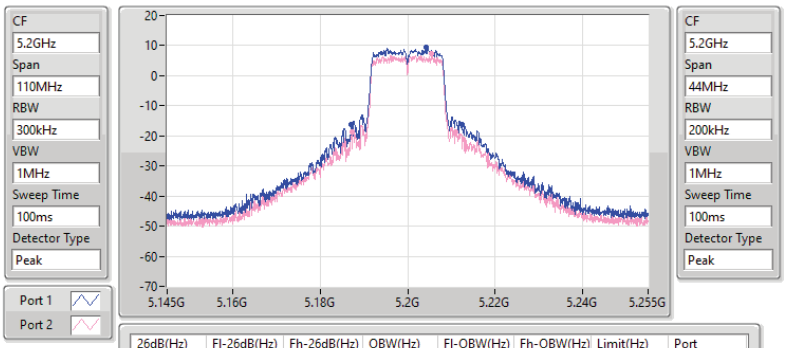

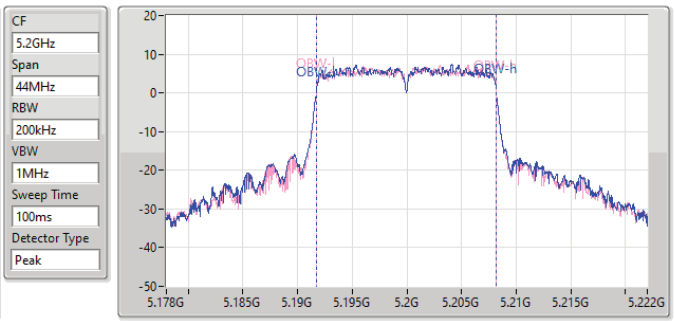

26dB(Hz)	Fl-26dB(Hz)	Fh-26dB(Hz)	OBW(Hz)	Fl-OBW(Hz)	Fh-OBW(Hz)	Limit(Hz)	Port
25.3M	5.187185G	5.212485G	16.426M	5.191732G	5.208158G	Inf	1
23.65M	5.187405G	5.211055G	16.404M	5.191754G	5.208158G	Inf	2

5.15-5.25GHz_802.11a_Nss1,(6Mbps)_2TX **EBW**

5240MHz

19/01/2023

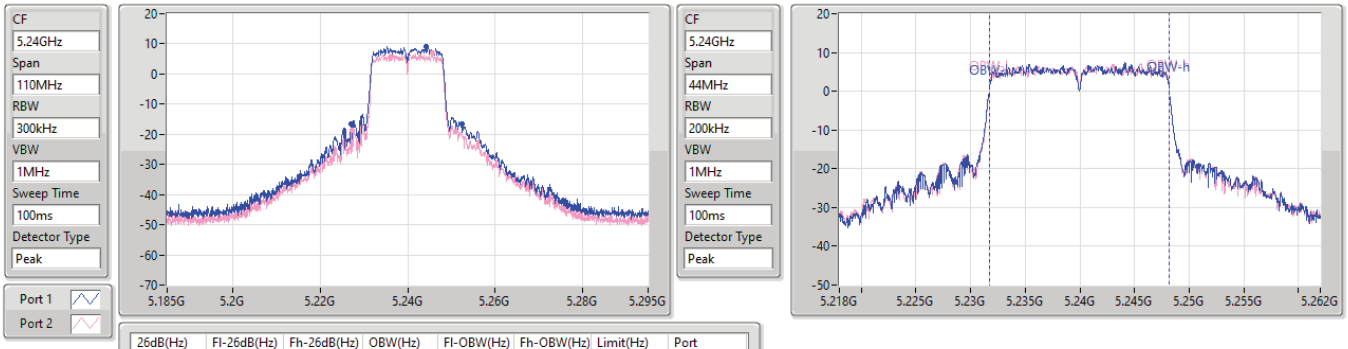

26dB(Hz)	Fl-26dB(Hz)	Fh-26dB(Hz)	OBW(Hz)	Fl-OBW(Hz)	Fh-OBW(Hz)	Limit(Hz)	Port
25.3M	5.227185G	5.252485G	16.426M	5.231732G	5.248158G	Inf	1
23.65M	5.227405G	5.251055G	16.404M	5.231754G	5.248158G	Inf	2

5.25-5.35GHz_802.11a_Nss1,(6Mbps)_2TX **EBW**

5260MHz

19/01/2023

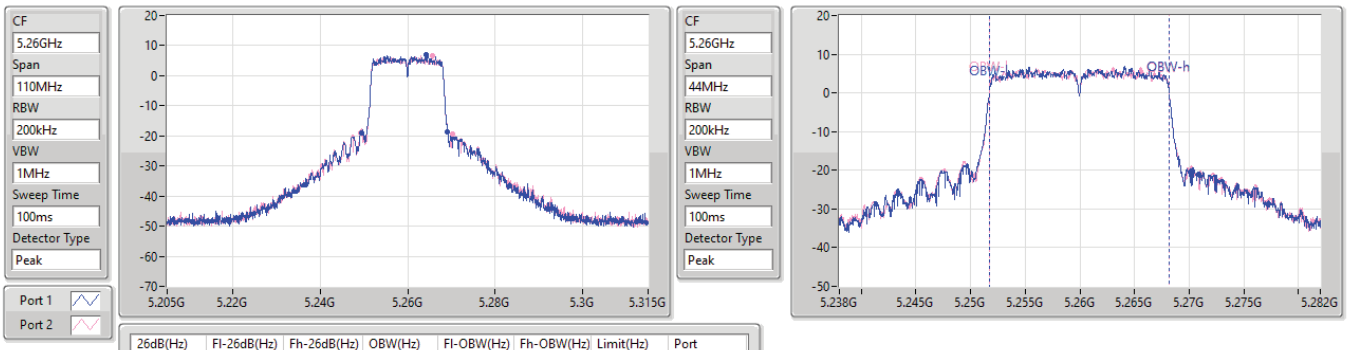

26dB(Hz)	Fl-26dB(Hz)	Fh-26dB(Hz)	OBW(Hz)	Fl-OBW(Hz)	Fh-OBW(Hz)	Limit(Hz)	Port
19.8M	5.249385G	5.269185G	16.382M	5.251754G	5.268136G	Inf	1
21.12M	5.24922G	5.27034G	16.404M	5.251754G	5.268158G	Inf	2

5.25-5.35GHz_802.11a_Nss1,(6Mbps)_2TX **EBW**

5300MHz

19/01/2023

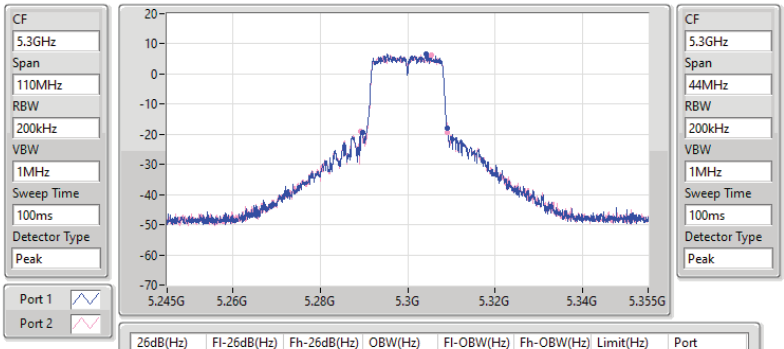

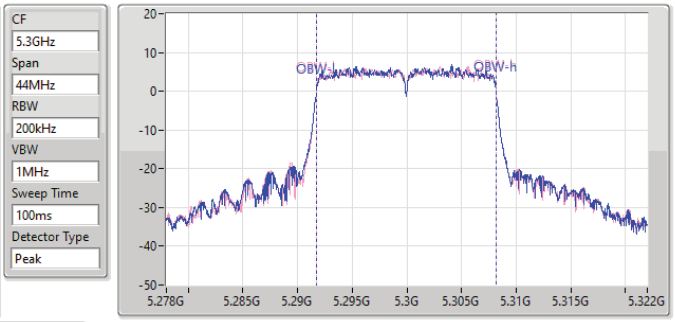

26dB(Hz)	Fl-26dB(Hz)	Fh-26dB(Hz)	OBW(Hz)	Fl-OBW(Hz)	Fh-OBW(Hz)	Limit(Hz)	Port
19.47M	5.28966G	5.30913G	16.382M	5.291754G	5.308136G	Inf	1
19.91M	5.289275G	5.309185G	16.382M	5.291754G	5.308136G	Inf	2

5.25-5.35GHz_802.11a_Nss1,(6Mbps)_2TX **EBW**

5320MHz

19/01/2023

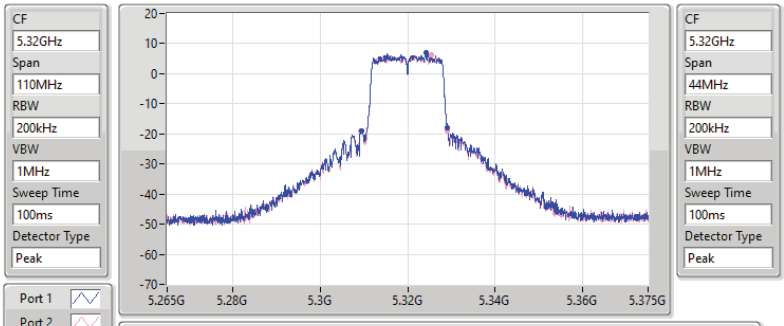

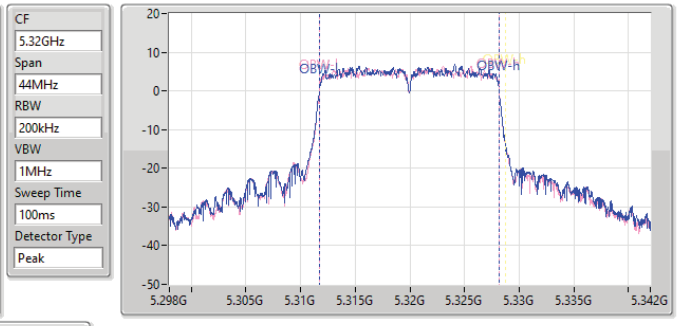

26dB(Hz)	Fl-26dB(Hz)	Fh-26dB(Hz)	OBW(Hz)	Fl-OBW(Hz)	Fh-OBW(Hz)	Limit(Hz)	Port
19.745M	5.309385G	5.32913G	16.382M	5.311754G	5.328136G	Inf	1
19.855M	5.309275G	5.32913G	16.382M	5.311754G	5.328136G	Inf	2

5.47-5.725GHz_802.11a_Nss1,(6Mbps)_2TX **EBW**

5500MHz

19/01/2023

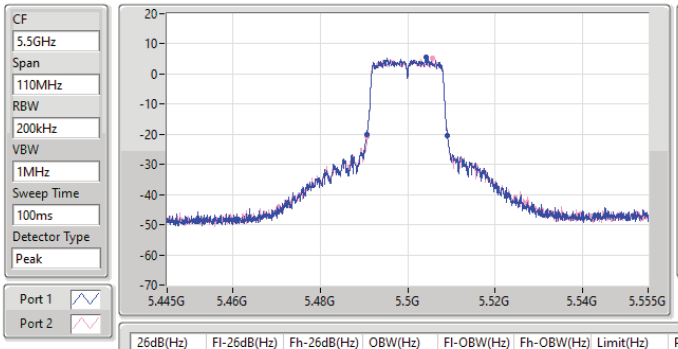

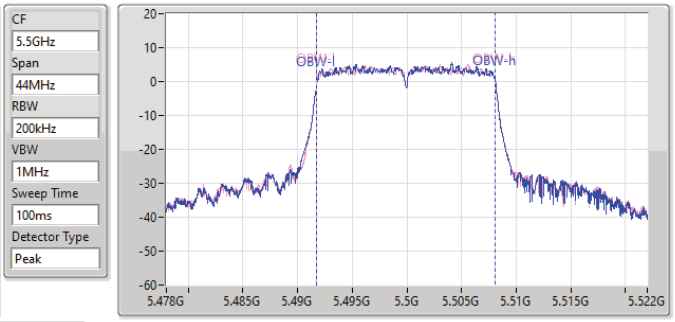

26dB(Hz)	Fl-26dB(Hz)	Fh-26dB(Hz)	OBW(Hz)	Fl-OBW(Hz)	Fh-OBW(Hz)	Limit(Hz)	Port
18.48M	5.490595G	5.509075G	16.338M	5.491776G	5.508114G	Inf	1
18.425M	5.490705G	5.50913G	16.338M	5.491776G	5.508114G	Inf	2

5.47-5.725GHz_802.11a_Nss1,(6Mbps)_2TX **EBW**

5580MHz

19/01/2023

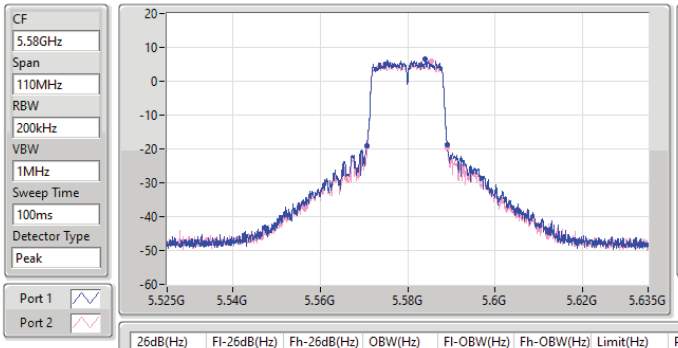

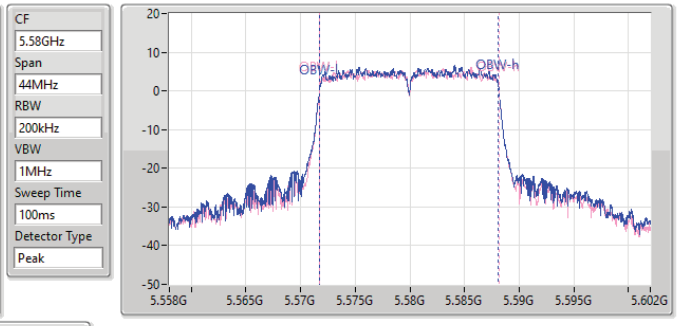

26dB(Hz)	Fl-26dB(Hz)	Fh-26dB(Hz)	OBW(Hz)	Fl-OBW(Hz)	Fh-OBW(Hz)	Limit(Hz)	Port
18.535M	5.570595G	5.58913G	16.36M	5.571754G	5.588114G	Inf	1
18.425M	5.57076G	5.589185G	16.382M	5.571754G	5.588136G	Inf	2

5.47-5.725GHz_802.11a_Nss1,(6Mbps)_2TX **EBW**

5700MHz

19/01/2023

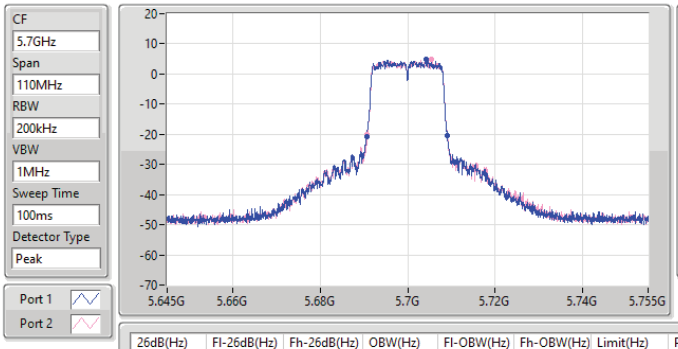

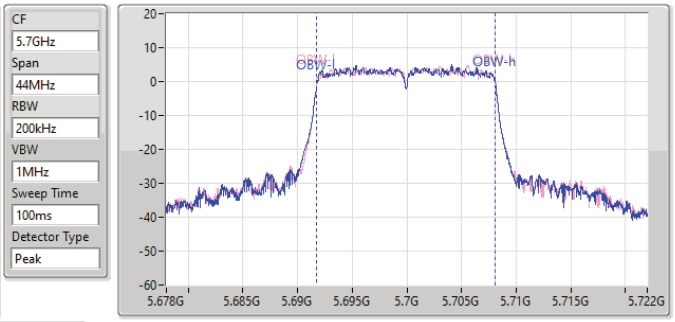

26dB(Hz)	Fl-26dB(Hz)	Fh-26dB(Hz)	OBW(Hz)	Fl-OBW(Hz)	Fh-OBW(Hz)	Limit(Hz)	Port
18.48M	5.690595G	5.709075G	16.338M	5.691754G	5.708092G	Inf	1
18.37M	5.69076G	5.70913G	16.338M	5.691776G	5.708114G	Inf	2

5.725-5.85GHz_802.11a_Nss1,(6Mbps)_2TX **EBW**

5745MHz

19/01/2023

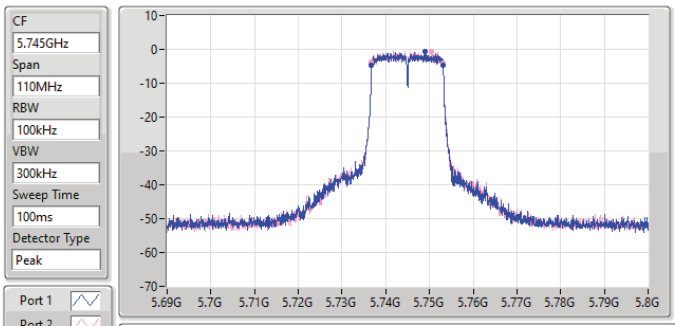

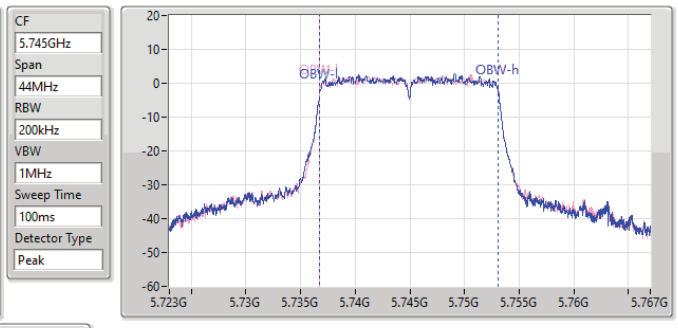

6dB(Hz)	Fl-6dB(Hz)	Fh-6dB(Hz)	OBW(Hz)	Fl-OBW(Hz)	Fh-OBW(Hz)	Limit(Hz)	Port
16.39M	5.73675G	5.75314G	16.338M	5.736754G	5.753092G	500k	1
16.39M	5.73675G	5.75314G	16.36M	5.736754G	5.753114G	500k	2

5.725-5.85GHz_802.11a_Nss1,(6Mbps)_2TX **EBW**

5785MHz

19/01/2023

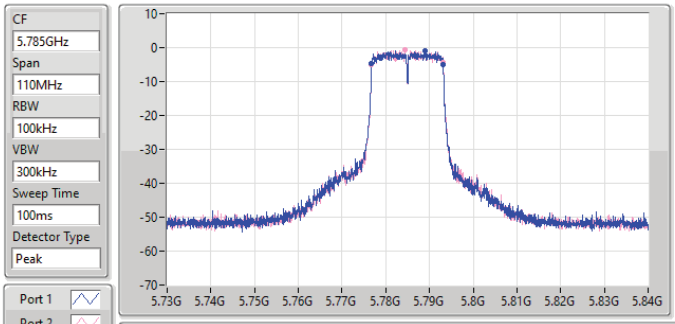

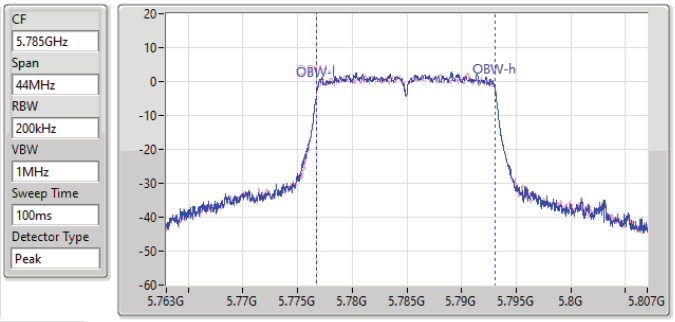

6dB(Hz)	Fl-6dB(Hz)	Fh-6dB(Hz)	OBW(Hz)	Fl-OBW(Hz)	Fh-OBW(Hz)	Limit(Hz)	Port
16.39M	5.77675G	5.79314G	16.338M	5.776754G	5.793092G	500k	1
16.39M	5.77675G	5.79314G	16.36M	5.776754G	5.793114G	500k	2

5.725-5.85GHz_802.11a_Nss1,(6Mbps)_2TX **EBW**

5825MHz

19/01/2023

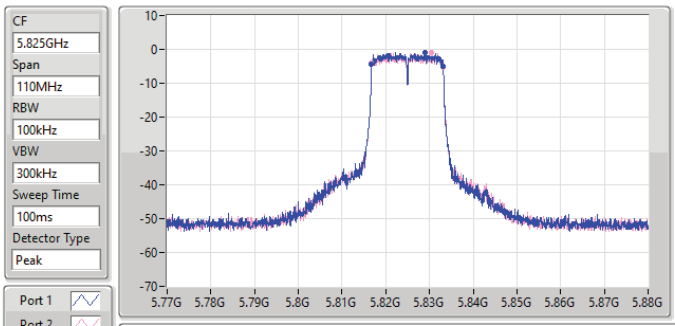

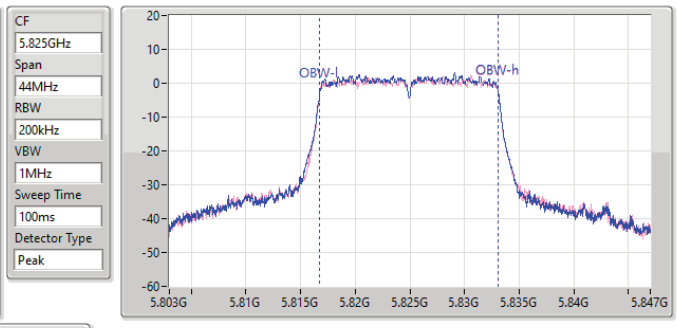

6dB(Hz)	Fl-6dB(Hz)	Fh-6dB(Hz)	OBW(Hz)	Fl-OBW(Hz)	Fh-OBW(Hz)	Limit(Hz)	Port
16.39M	5.81675G	5.83314G	16.338M	5.816754G	5.833092G	500k	1
16.39M	5.81675G	5.83314G	16.36M	5.816754G	5.833114G	500k	2

5.15-5.25GHz_802.11ac VHT20_Nss1,(MCS0)_2TX **EBW**

5180MHz

19/01/2023

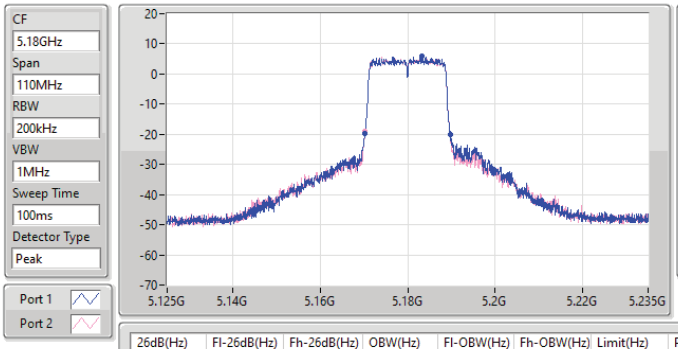

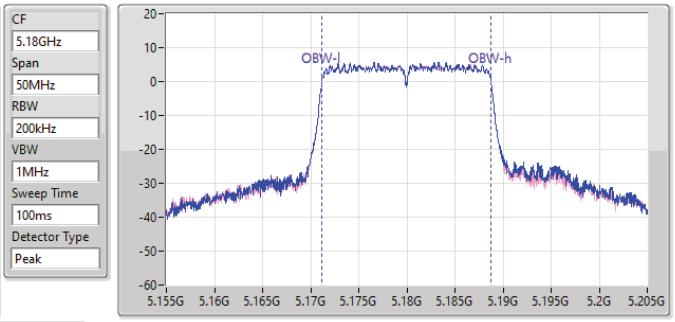

26dB(Hz)	Fl-26dB(Hz)	Fh-26dB(Hz)	OBW(Hz)	Fl-OBW(Hz)	Fh-OBW(Hz)	Limit(Hz)	Port
19.525M	5.170265G	5.18979G	17.541M	5.171179G	5.188721G	Inf	1
19.415M	5.170265G	5.18968G	17.541M	5.171179G	5.188721G	Inf	2

5.15-5.25GHz_802.11ac VHT20_Nss1,(MCS0)_2TX **EBW**

5200MHz

19/01/2023

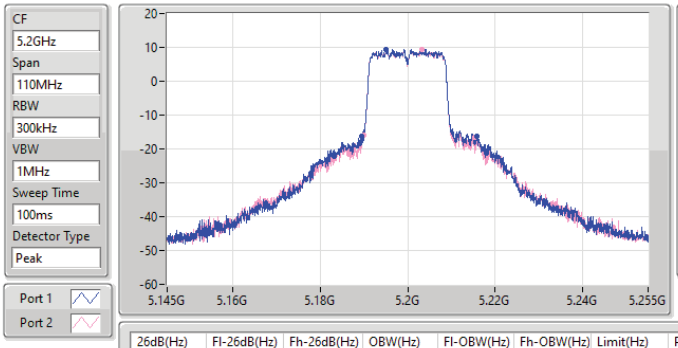

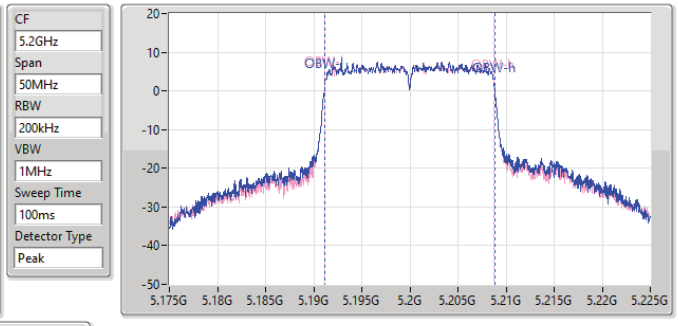

26dB(Hz)	Fl-26dB(Hz)	Fh-26dB(Hz)	OBW(Hz)	Fl-OBW(Hz)	Fh-OBW(Hz)	Limit(Hz)	Port
26.345M	5.18955G	5.215895G	17.641M	5.191154G	5.208796G	Inf	1
25.52M	5.18988G	5.2154G	17.591M	5.191179G	5.208771G	Inf	2

5.15-5.25GHz_802.11ac VHT20_Nss1,(MCS0)_2TX **EBW**

5240MHz

19/01/2023

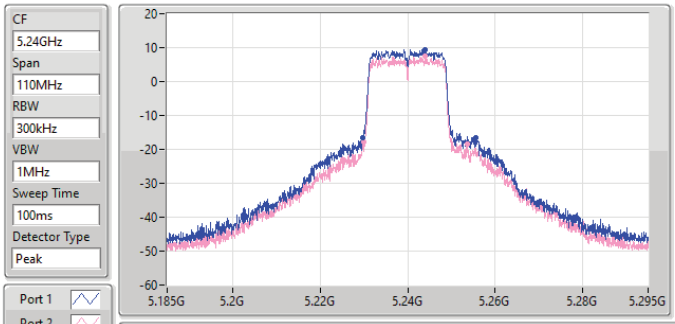

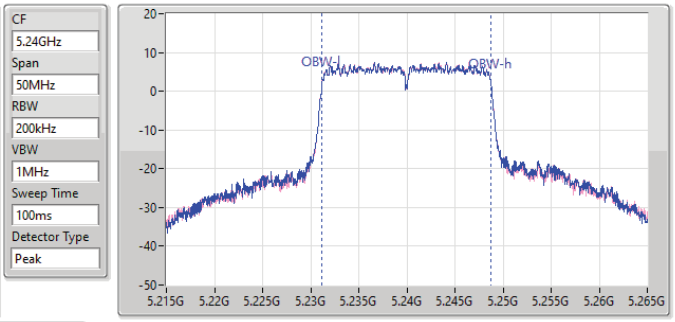

26dB(Hz)	Fl-26dB(Hz)	Fh-26dB(Hz)	OBW(Hz)	Fl-OBW(Hz)	Fh-OBW(Hz)	Limit(Hz)	Port
26.07M	5.229605G	5.255675G	17.591M	5.231179G	5.248771G	Inf	1
23.76M	5.229935G	5.253695G	17.591M	5.231179G	5.248771G	Inf	2

5.25-5.35GHz_802.11ac VHT20_Nss1,(MCS0)_2TX **EBW**

5260MHz

19/01/2023

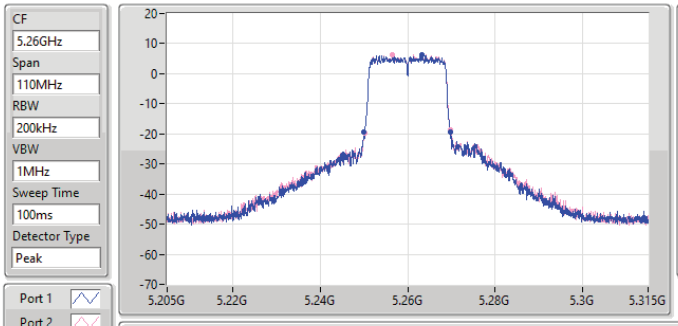

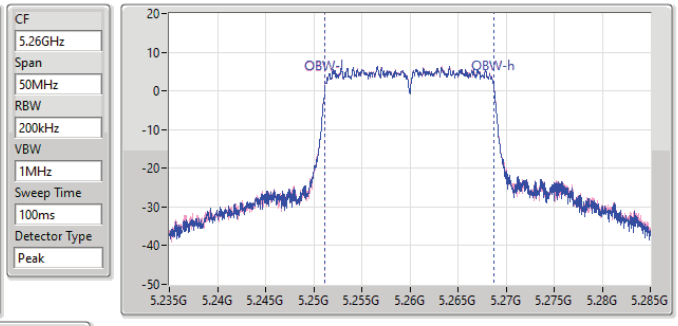

26dB(Hz)	Fl-26dB(Hz)	Fh-26dB(Hz)	OBW(Hz)	Fl-OBW(Hz)	Fh-OBW(Hz)	Limit(Hz)	Port
19.8M	5.250045G	5.269845G	17.566M	5.251179G	5.268746G	Inf	1
19.635M	5.250155G	5.26979G	17.566M	5.251179G	5.268746G	Inf	2

5.25-5.35GHz_802.11ac VHT20_Nss1,(MCS0)_2TX **EBW**

5300MHz

19/01/2023

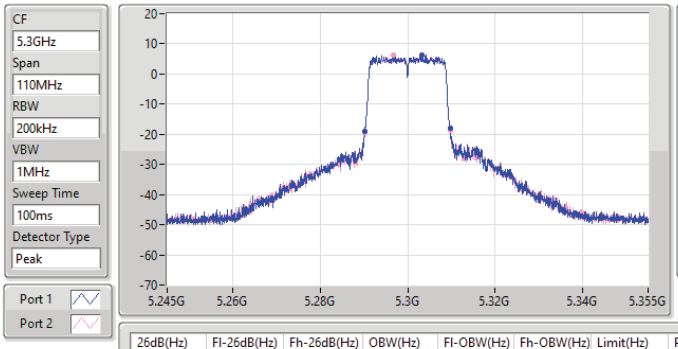

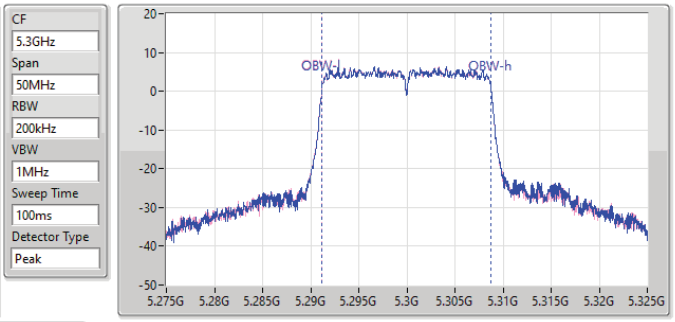

26dB(Hz)	Fl-26dB(Hz)	Fh-26dB(Hz)	OBW(Hz)	Fl-OBW(Hz)	Fh-OBW(Hz)	Limit(Hz)	Port
19.47M	5.29021G	5.30968G	17.566M	5.291179G	5.308746G	Inf	1
19.58M	5.290155G	5.309735G	17.566M	5.291179G	5.308746G	Inf	2

5.25-5.35GHz_802.11ac VHT20_Nss1,(MCS0)_2TX **EBW**

5320MHz

19/01/2023

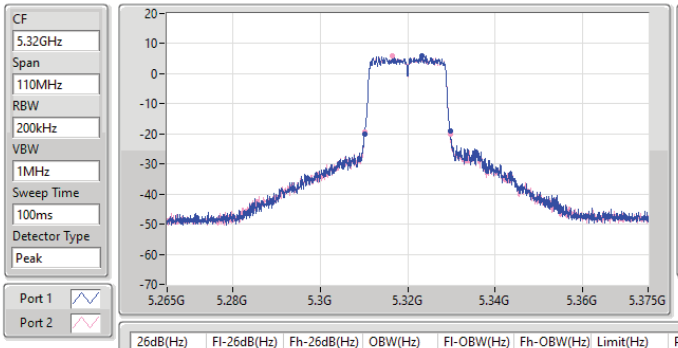

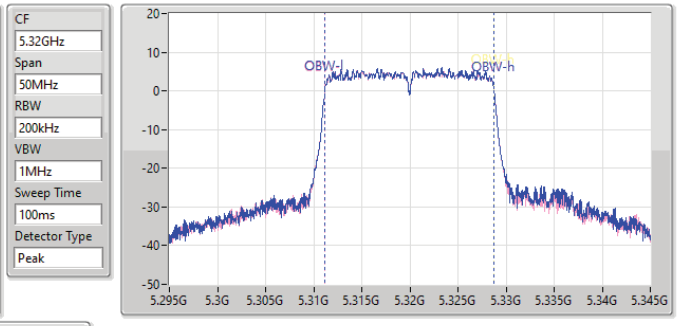

26dB(Hz)	Fl-26dB(Hz)	Fh-26dB(Hz)	OBW(Hz)	Fl-OBW(Hz)	Fh-OBW(Hz)	Limit(Hz)	Port
19.58M	5.310155G	5.329735G	17.516M	5.311204G	5.328721G	Inf	1
19.525M	5.31021G	5.329735G	17.541M	5.311179G	5.328721G	Inf	2

5.47-5.725GHz_802.11ac VHT20_Nss1,(MCS0)_2TX **EBW**

5500MHz

19/01/2023

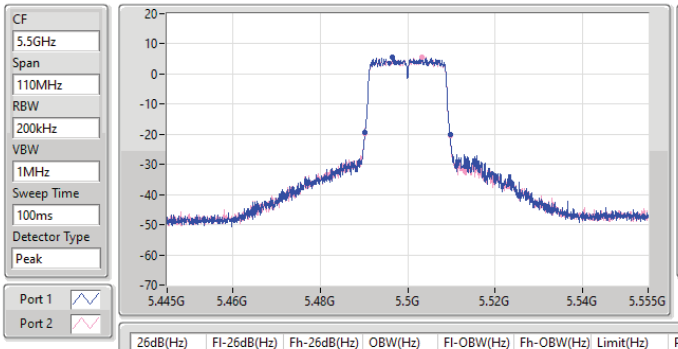

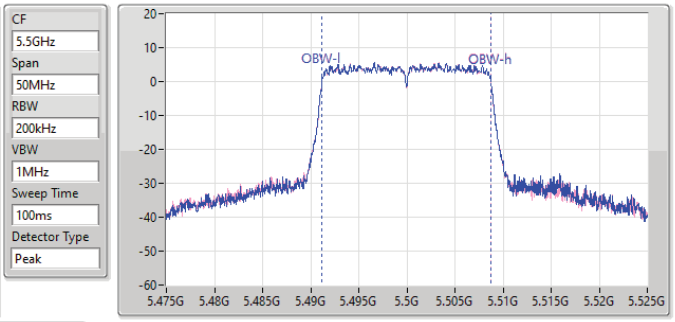

26dB(Hz)	Fl-26dB(Hz)	Fh-26dB(Hz)	OBW(Hz)	Fl-OBW(Hz)	Fh-OBW(Hz)	Limit(Hz)	Port
19.415M	5.490265G	5.50968G	17.541M	5.491179G	5.508721G	Inf	1
19.47M	5.49021G	5.50968G	17.541M	5.491179G	5.508721G	Inf	2

5.47-5.725GHz_802.11ac VHT20_Nss1,(MCS0)_2TX **EBW**

5580MHz

19/01/2023

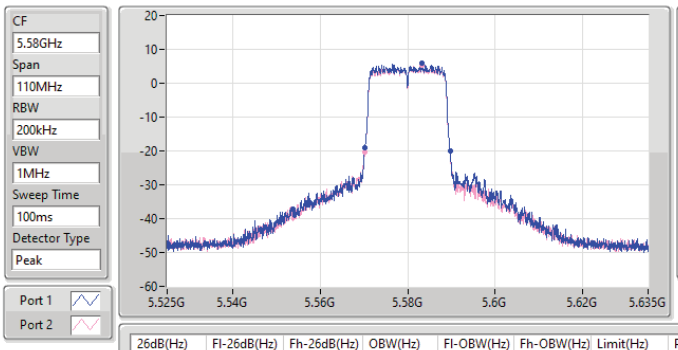

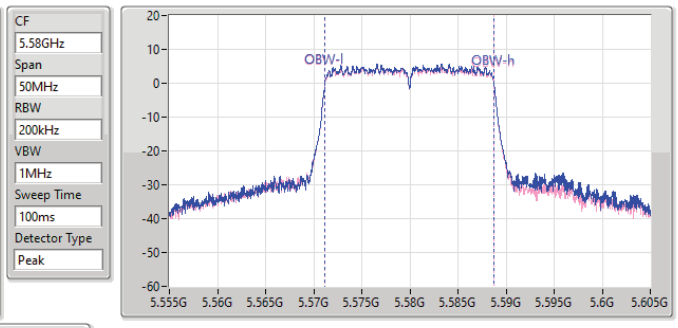

26dB(Hz)	Fl-26dB(Hz)	Fh-26dB(Hz)	OBW(Hz)	Fl-OBW(Hz)	Fh-OBW(Hz)	Limit(Hz)	Port
19.47M	5.570265G	5.589735G	17.541M	5.571179G	5.588721G	Inf	1
19.525M	5.57021G	5.589735G	17.541M	5.571179G	5.588721G	Inf	2

5.47-5.725GHz_802.11ac VHT20_Nss1,(MCS0)_2TX **EBW**

5700MHz

19/01/2023

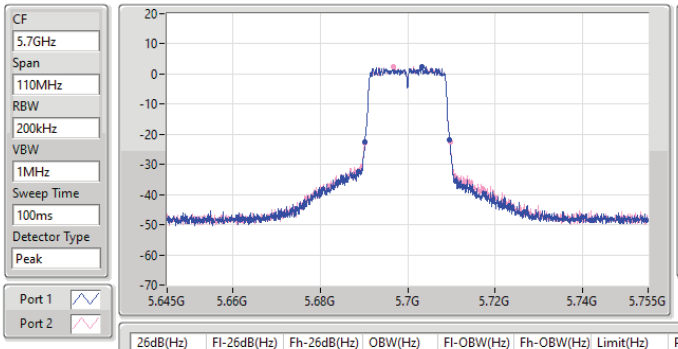

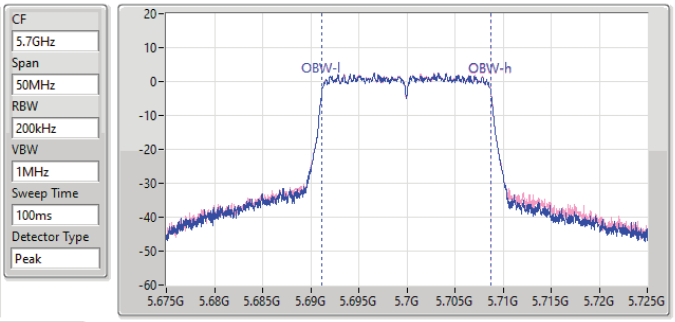

26dB(Hz)	Fl-26dB(Hz)	Fh-26dB(Hz)	OBW(Hz)	Fl-OBW(Hz)	Fh-OBW(Hz)	Limit(Hz)	Port
19.415M	5.69021G	5.709625G	17.516M	5.691179G	5.708696G	Inf	1
19.525M	5.69021G	5.709735G	17.541M	5.691179G	5.708721G	Inf	2

5.725-5.85GHz_802.11ac VHT20_Nss1,(MCS0)_2TX **EBW**

5745MHz

19/01/2023

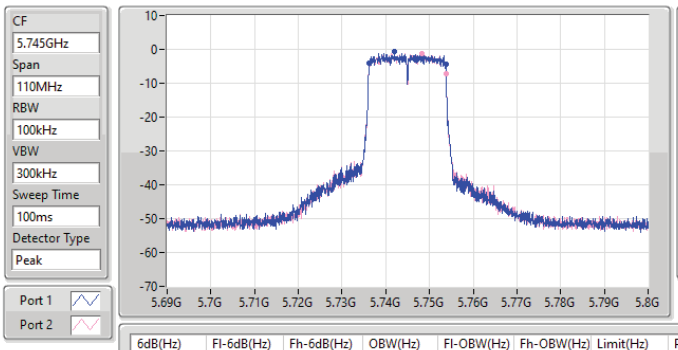

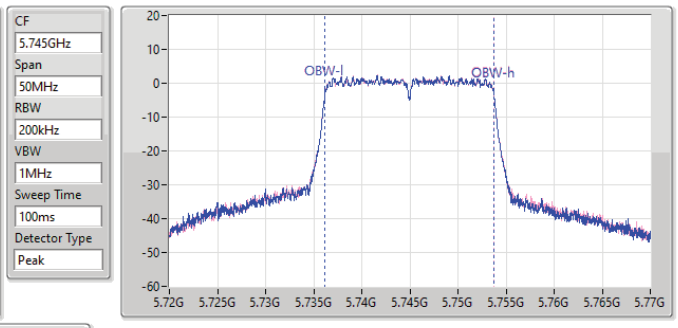

6dB(Hz)	Fl-6dB(Hz)	Fh-6dB(Hz)	OBW(Hz)	Fl-OBW(Hz)	Fh-OBW(Hz)	Limit(Hz)	Port
17.6M	5.736145G	5.753745G	17.541M	5.736179G	5.753721G	500k	1
17.655M	5.736145G	5.7538G	17.541M	5.736179G	5.753721G	500k	2

5.725-5.85GHz_802.11ac VHT20_Nss1,(MCS0)_2TX **EBW**

5785MHz

19/01/2023

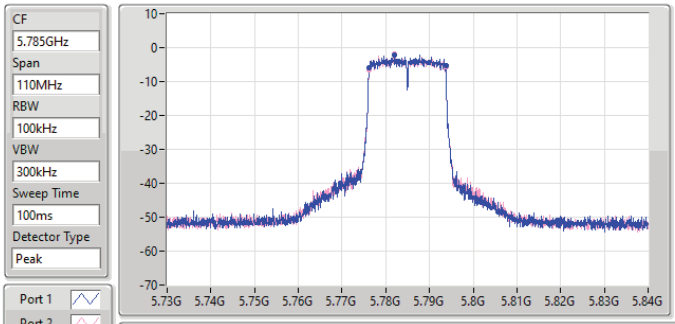

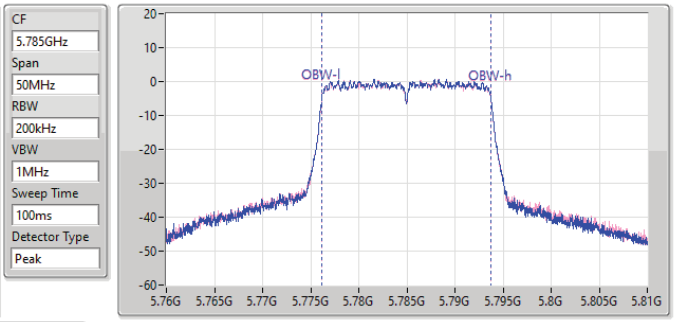

6dB(Hz)	Fl-6dB(Hz)	Fh-6dB(Hz)	OBW(Hz)	Fl-OBW(Hz)	Fh-OBW(Hz)	Limit(Hz)	Port
17.6M	5.776145G	5.793745G	17.541M	5.776179G	5.793721G	500k	1
17.6M	5.776145G	5.793745G	17.541M	5.776179G	5.793721G	500k	2

5.725-5.85GHz_802.11ac VHT20_Nss1,(MCS0)_2TX **EBW**

5825MHz

19/01/2023

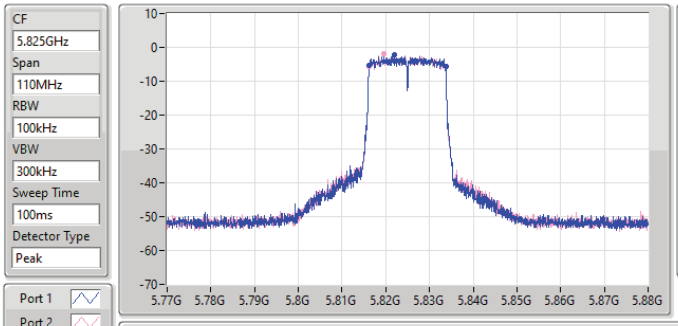

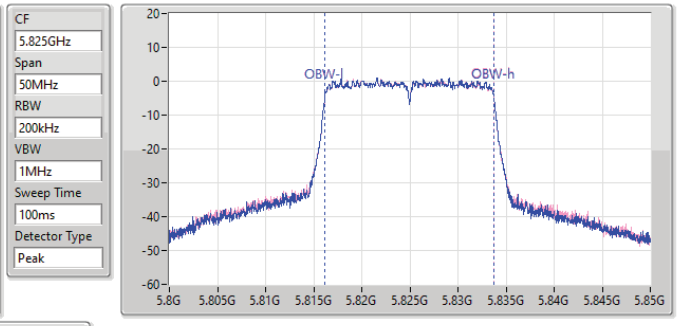

6dB(Hz)	Fl-6dB(Hz)	Fh-6dB(Hz)	OBW(Hz)	Fl-OBW(Hz)	Fh-OBW(Hz)	Limit(Hz)	Port
17.6M	5.816145G	5.833745G	17.541M	5.816179G	5.833721G	500k	1
17.6M	5.816145G	5.833745G	17.516M	5.816179G	5.833696G	500k	2

5.15-5.25GHz_802.11ac VHT40_Nss1,(MCS0)_2TX **EBW**

5190MHz

19/01/2023

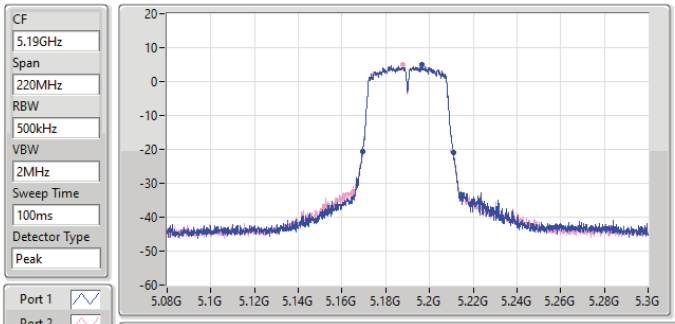

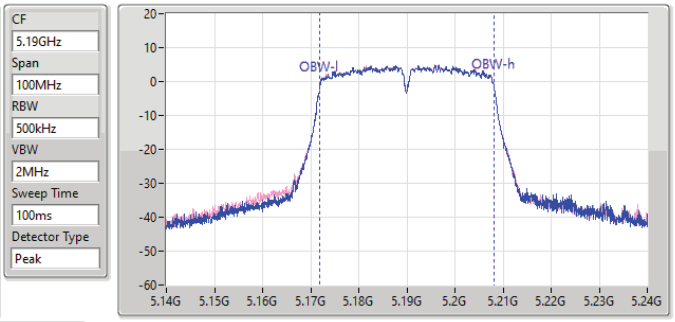

26dB(Hz)	Fl-26dB(Hz)	Fh-26dB(Hz)	OBW(Hz)	Fl-OBW(Hz)	Fh-OBW(Hz)	Limit(Hz)	Port
41.47M	5.16943G	5.2109G	36.182M	5.171909G	5.208091G	Inf	1
41.47M	5.16932G	5.21079G	36.182M	5.171909G	5.208091G	Inf	2

5.15-5.25GHz_802.11ac VHT40_Nss1,(MCS0)_2TX **EBW**

5230MHz

19/01/2023

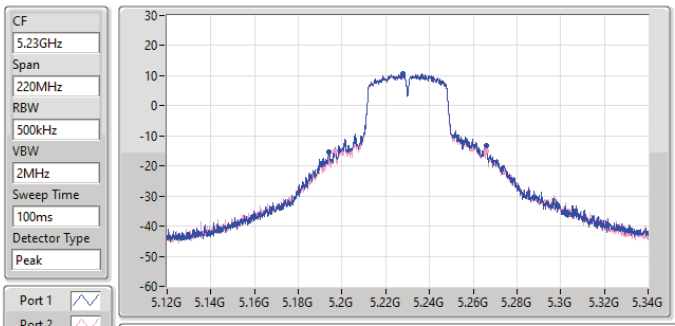

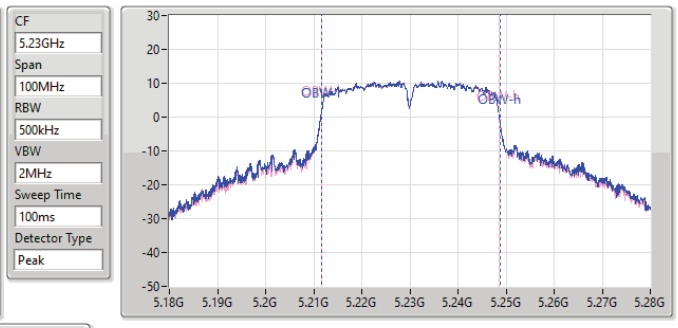

26dB(Hz)	Fl-26dB(Hz)	Fh-26dB(Hz)	OBW(Hz)	Fl-OBW(Hz)	Fh-OBW(Hz)	Limit(Hz)	Port
72.27M	5.19381G	5.26608G	37.181M	5.211559G	5.248741G	Inf	1
69.41M	5.19678G	5.26619G	36.932M	5.211659G	5.248591G	Inf	2

5.25-5.35GHz_802.11ac VHT40_Nss1,(MCS0)_2TX **EBW**

5270MHz

19/01/2023

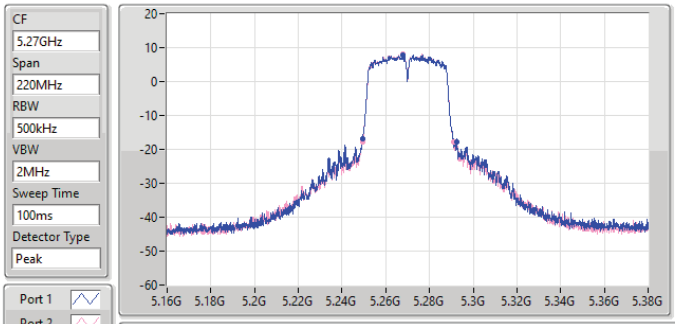

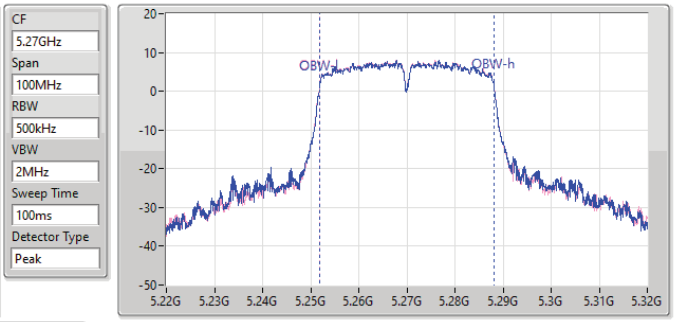

26dB(Hz)	Fl-26dB(Hz)	Fh-26dB(Hz)	OBW(Hz)	Fl-OBW(Hz)	Fh-OBW(Hz)	Limit(Hz)	Port
43.34M	5.24932G	5.29266G	36.182M	5.251909G	5.288091G	Inf	1
41.8M	5.24921G	5.29101G	36.182M	5.251909G	5.288091G	Inf	2

5.25-5.35GHz_802.11ac VHT40_Nss1,(MCS0)_2TX **EBW**

5310MHz

19/01/2023

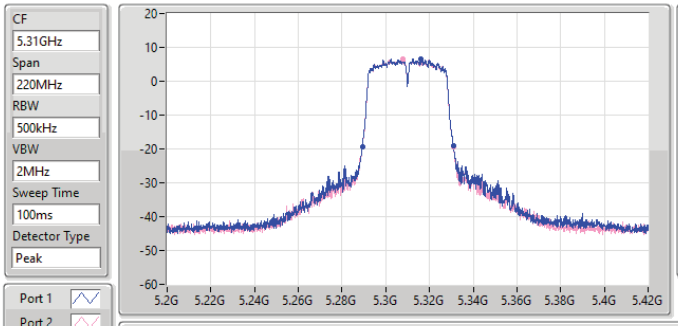

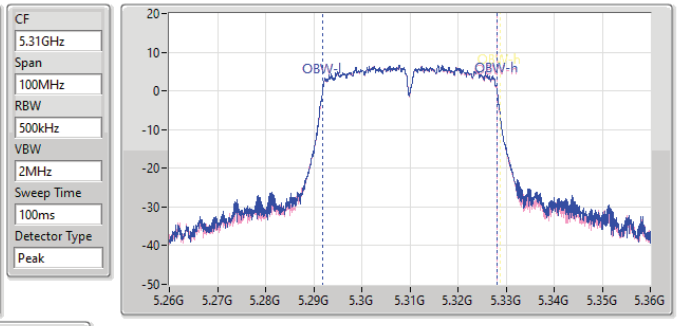

26dB(Hz)	Fl-26dB(Hz)	Fh-26dB(Hz)	OBW(Hz)	Fl-OBW(Hz)	Fh-OBW(Hz)	Limit(Hz)	Port
41.69M	5.28921G	5.3309G	36.182M	5.291909G	5.328091G	Inf	1
41.69M	5.28921G	5.3309G	36.182M	5.291909G	5.328091G	Inf	2

5.47-5.725GHz_802.11ac VHT40_Nss1,(MCS0)_2TX **EBW**

5510MHz

19/01/2023

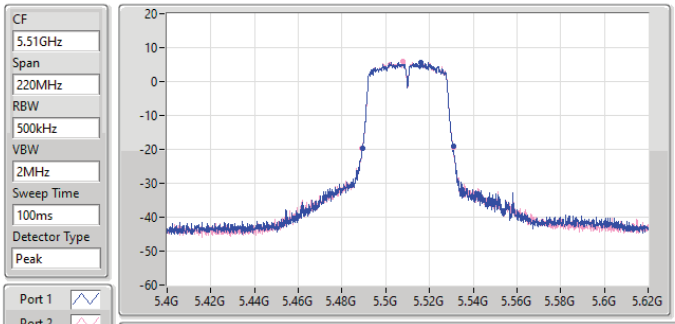

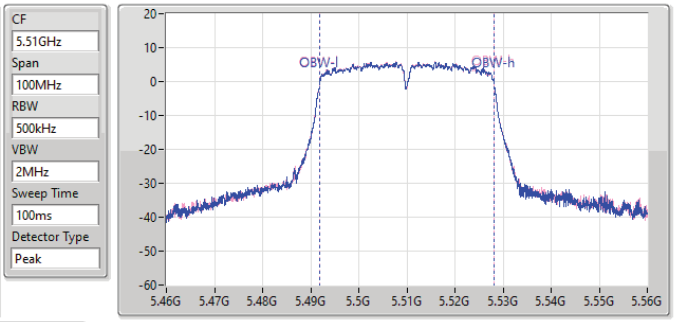

26dB(Hz)	Fl-26dB(Hz)	Fh-26dB(Hz)	OBW(Hz)	Fl-OBW(Hz)	Fh-OBW(Hz)	Limit(Hz)	Port
41.69M	5.48921G	5.5309G	36.182M	5.491909G	5.528091G	Inf	1
41.91M	5.4891G	5.53101G	36.132M	5.491909G	5.528041G	Inf	2

5.47-5.725GHz_802.11ac VHT40_Nss1,(MCS0)_2TX **EBW**

5550MHz

19/01/2023

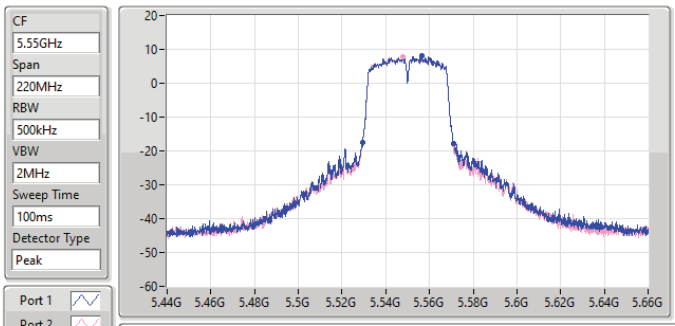

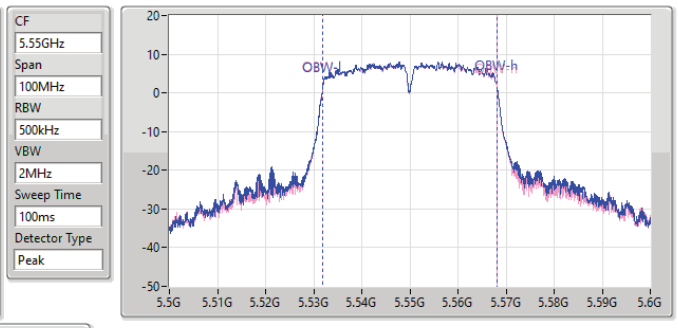

26dB(Hz)	Fl-26dB(Hz)	Fh-26dB(Hz)	OBW(Hz)	Fl-OBW(Hz)	Fh-OBW(Hz)	Limit(Hz)	Port
41.58M	5.52943G	5.57101G	36.232M	5.531909G	5.568141G	Inf	1
41.69M	5.52921G	5.5709G	36.232M	5.531909G	5.568141G	Inf	2

5.47-5.725GHz_802.11ac VHT40_Nss1,(MCS0)_2TX **EBW**

5670MHz

19/01/2023

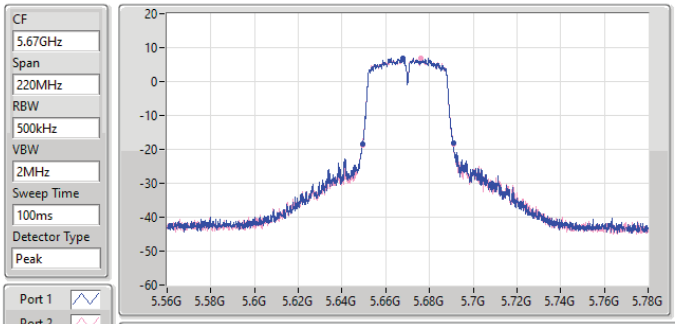

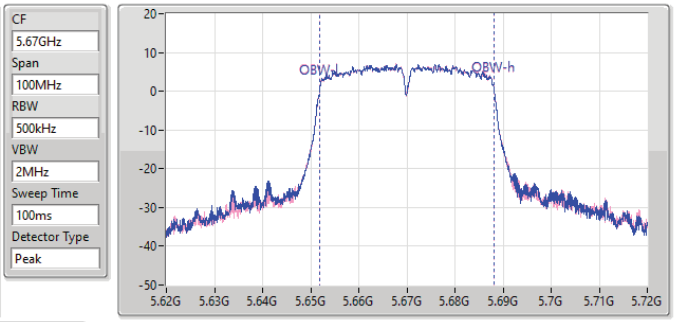

26dB(Hz)	Fl-26dB(Hz)	Fh-26dB(Hz)	OBW(Hz)	Fl-OBW(Hz)	Fh-OBW(Hz)	Limit(Hz)	Port
41.58M	5.64932G	5.6909G	36.232M	5.651859G	5.688091G	Inf	1
41.58M	5.64932G	5.6909G	36.182M	5.651909G	5.688091G	Inf	2

5.725-5.85GHz_802.11ac VHT40_Nss1,(MCS0)_2TX **EBW**

5755MHz

19/01/2023

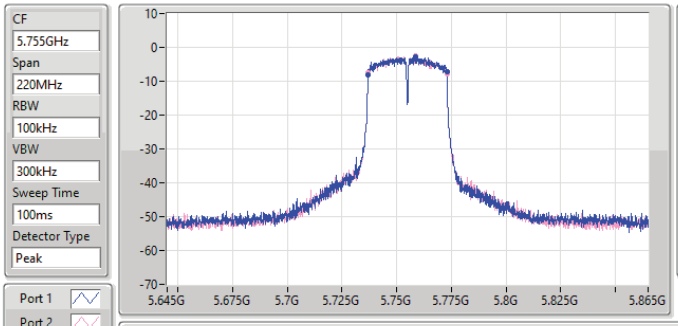

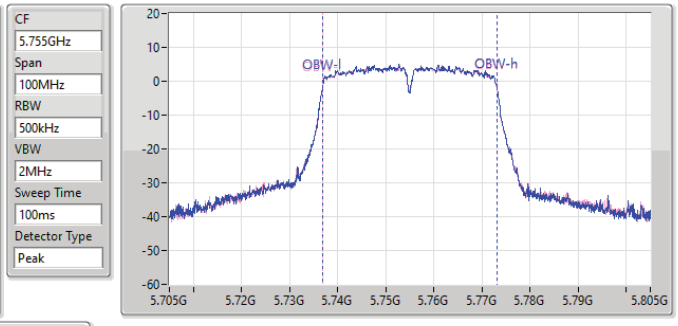

6dB(Hz)	Fl-6dB(Hz)	Fh-6dB(Hz)	OBW(Hz)	Fl-OBW(Hz)	Fh-OBW(Hz)	Limit(Hz)	Port
36.41M	5.73674G	5.77315G	36.132M	5.736909G	5.773041G	500k	1
36.41M	5.73674G	5.77315G	36.182M	5.736859G	5.773041G	500k	2

5.725-5.85GHz_802.11ac VHT40_Nss1,(MCS0)_2TX **EBW**

5795MHz

19/01/2023

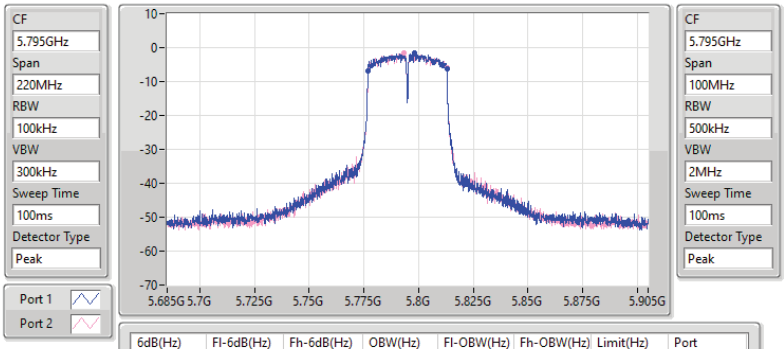

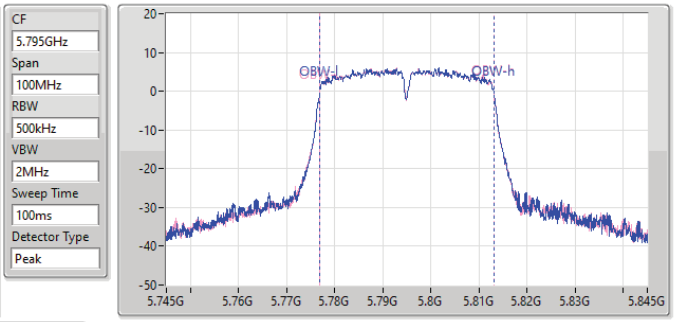

6dB(Hz)	Fl-6dB(Hz)	Fh-6dB(Hz)	OBW(Hz)	Fl-OBW(Hz)	Fh-OBW(Hz)	Limit(Hz)	Port
36.41M	5.77674G	5.81315G	36.182M	5.776909G	5.813091G	500k	1
36.41M	5.77674G	5.81315G	36.182M	5.776859G	5.813041G	500k	2

5.15-5.25GHz_802.11ac VHT80_Nss1,(MCS0)_2TX **EBW**

5210MHz

19/01/2023

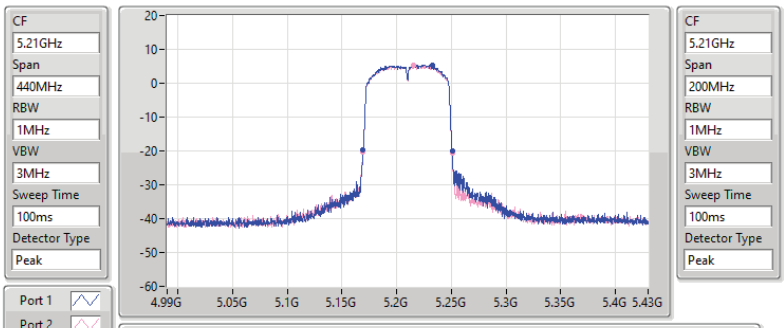

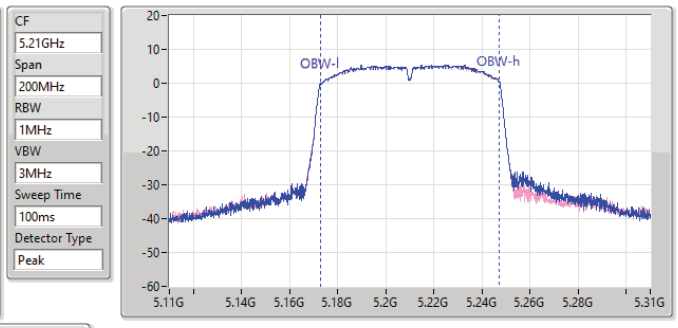

26dB(Hz)	Fl-26dB(Hz)	Fh-26dB(Hz)	OBW(Hz)	Fl-OBW(Hz)	Fh-OBW(Hz)	Limit(Hz)	Port
81.4M	5.1693G	5.2507G	74.563M	5.172719G	5.247281G	Inf	1
81.62M	5.16908G	5.2507G	74.563M	5.172719G	5.247281G	Inf	2

5.25-5.35GHz_802.11ac VHT80_Nss1,(MCS0)_2TX **EBW**

5290MHz

19/01/2023

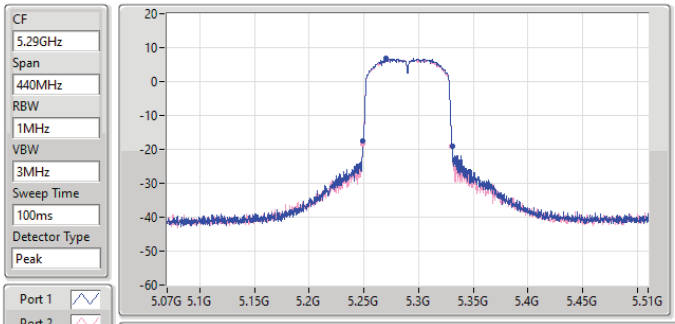

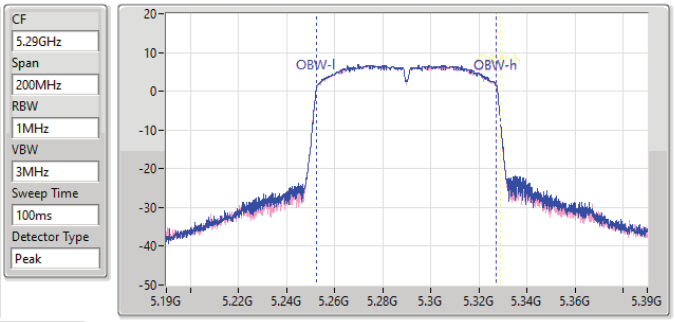

26dB(Hz)	Fl-26dB(Hz)	Fh-26dB(Hz)	OBW(Hz)	Fl-OBW(Hz)	Fh-OBW(Hz)	Limit(Hz)	Port
81.4M	5.2493G	5.3307G	74.663M	5.252619G	5.327281G	Inf	1
81.4M	5.24908G	5.33048G	74.563M	5.252619G	5.327181G	Inf	2

5.47-5.725GHz_802.11ac VHT80_Nss1,(MCS0)_2TX **EBW**

5530MHz

19/01/2023

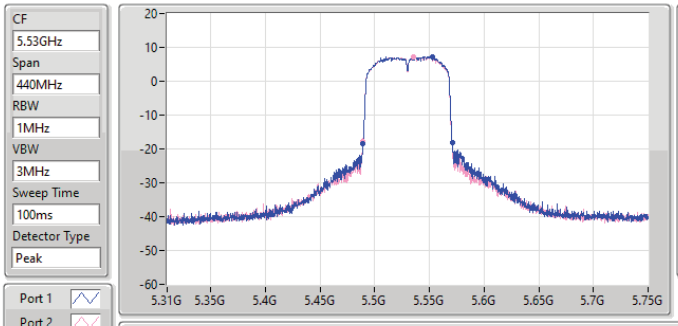

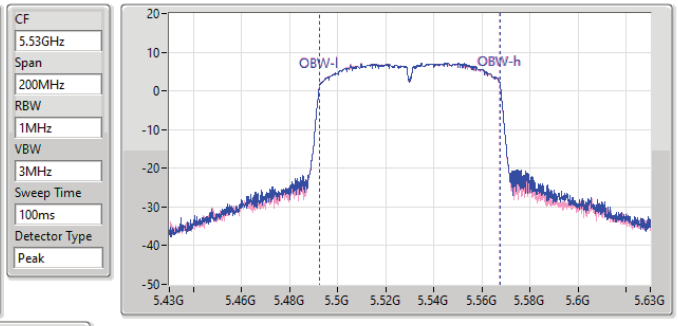

26dB(Hz)	Fl-26dB(Hz)	Fh-26dB(Hz)	OBW(Hz)	Fl-OBW(Hz)	Fh-OBW(Hz)	Limit(Hz)	Port
81.62M	5.48908G	5.5707G	74.763M	5.492619G	5.567381G	Inf	1
81.62M	5.48908G	5.5707G	74.663M	5.492619G	5.567281G	Inf	2

5.725-5.85GHz_802.11ac VHT80_Nss1,(MCS0)_2TX **EBW**

5775MHz

19/01/2023

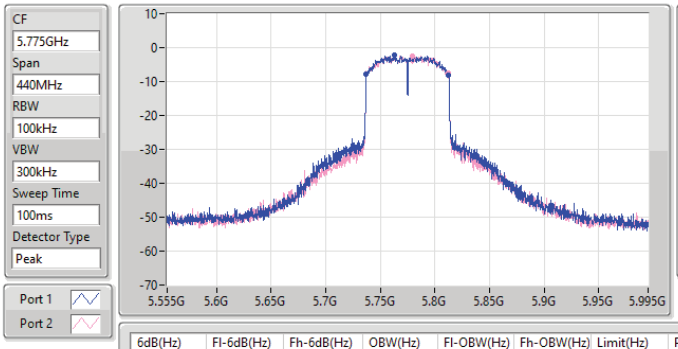

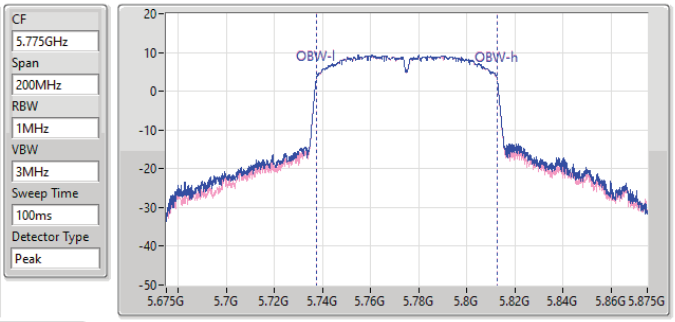

6dB(Hz)	Fl-6dB(Hz)	Fh-6dB(Hz)	OBW(Hz)	Fl-OBW(Hz)	Fh-OBW(Hz)	Limit(Hz)	Port
75.24M	5.73716G	5.8124G	75.062M	5.737419G	5.812481G	500k	1
75.24M	5.73694G	5.81218G	74.863M	5.737519G	5.812381G	500k	2

Summary

Mode	Total Power (dBm)	Total Power (W)	EIRP (dBm)	EIRP (W)
5.15-5.25GHz	-	-	-	-
802.11a_Nss1,(6Mbps)_2TX	21.33	0.13583	26.63	0.46026
802.11ac VHT20_Nss1,(MCS0)_2TX	21.96	0.15704	27.26	0.53211
802.11ac VHT40_Nss1,(MCS0)_2TX	23.53	0.22542	28.83	0.76384
802.11ac VHT80_Nss1,(MCS0)_2TX	17.55	0.05689	22.85	0.19275
5.25-5.35GHz	-	-	-	-
802.11a_Nss1,(6Mbps)_2TX	20.97	0.12503	26.27	0.42364
802.11ac VHT20_Nss1,(MCS0)_2TX	21.10	0.12882	26.40	0.43652
802.11ac VHT40_Nss1,(MCS0)_2TX	20.98	0.12531	26.28	0.42462
802.11ac VHT80_Nss1,(MCS0)_2TX	19.02	0.07980	24.32	0.27040
5.47-5.725GHz	-	-	-	-
802.11a_Nss1,(6Mbps)_2TX	19.97	0.09931	25.27	0.33651
802.11ac VHT20_Nss1,(MCS0)_2TX	19.85	0.09661	25.15	0.32734
802.11ac VHT40_Nss1,(MCS0)_2TX	21.18	0.13122	26.48	0.44463
802.11ac VHT80_Nss1,(MCS0)_2TX	19.23	0.08375	24.53	0.28379
5.725-5.85GHz	-	-	-	-
802.11a_Nss1,(6Mbps)_2TX	16.69	0.04667	21.99	0.15812
802.11ac VHT20_Nss1,(MCS0)_2TX	16.80	0.04786	22.10	0.16218
802.11ac VHT40_Nss1,(MCS0)_2TX	19.04	0.08017	24.34	0.27164
802.11ac VHT80_Nss1,(MCS0)_2TX	21.75	0.14962	27.05	0.50699

Result

Mode	Result	DG (dBi)	Port 1 (dBm)	Port 2 (dBm)	Total Power (dBm)	Power Limit (dBm)	EIRP (dBm)	EIRP Limit (dBm)
802.11a_Nss1,(6Mbps)_2TX	-	-	-	-	-	-	-	-
5180MHz	Pass	5.30	17.29	17.41	20.36	23.98	25.66	30.00
5200MHz	Pass	5.30	18.26	18.37	21.33	23.98	26.63	30.00
5240MHz	Pass	5.30	18.16	18.28	21.23	23.98	26.53	30.00
5260MHz	Pass	5.30	17.71	17.76	20.75	23.97	26.05	26.99
5300MHz	Pass	5.30	17.94	17.97	20.97	23.89	26.27	26.99
5320MHz	Pass	5.30	17.94	17.89	20.93	23.95	26.23	26.99
5500MHz	Pass	5.30	15.97	16.16	19.08	23.65	24.38	26.99
5580MHz	Pass	5.30	17.03	16.89	19.97	23.65	25.27	26.99
5700MHz	Pass	5.30	15.53	15.79	18.67	23.64	23.97	26.99
5745MHz	Pass	5.30	13.60	13.73	16.68	30.00	21.98	36.00
5785MHz	Pass	5.30	13.82	13.53	16.69	30.00	21.99	36.00
5825MHz	Pass	5.30	13.38	13.42	16.41	30.00	21.71	36.00
802.11ac VHT20_Nss1,(MCS0)_2TX	-	-	-	-	-	-	-	-
5180MHz	Pass	5.30	16.94	17.14	20.05	23.98	25.35	30.00
5200MHz	Pass	5.30	18.93	18.96	21.96	23.98	27.26	30.00
5240MHz	Pass	5.30	18.89	18.97	21.94	23.98	27.24	30.00
5260MHz	Pass	5.30	17.82	17.97	20.91	23.93	26.21	26.99
5300MHz	Pass	5.30	18.03	18.14	21.10	23.89	26.40	26.99
5320MHz	Pass	5.30	17.66	17.66	20.67	23.98	25.97	26.99
5500MHz	Pass	5.30	16.83	16.84	19.85	23.88	25.15	26.99
5580MHz	Pass	5.30	16.78	16.51	19.66	23.89	24.96	26.99
5700MHz	Pass	5.30	13.81	14.04	16.94	23.88	22.24	26.99
5745MHz	Pass	5.30	13.71	13.86	16.80	30.00	22.10	36.00
5785MHz	Pass	5.30	12.52	12.45	15.50	30.00	20.80	36.00
5825MHz	Pass	5.30	12.47	12.47	15.48	30.00	20.78	36.00
802.11ac VHT40_Nss1,(MCS0)_2TX	-	-	-	-	-	-	-	-
5190MHz	Pass	5.30	14.74	14.89	17.83	23.98	23.13	30.00
5230MHz	Pass	5.30	20.48	20.56	23.53	23.98	28.83	30.00
5270MHz	Pass	5.30	17.90	18.03	20.98	23.98	26.28	26.99
5310MHz	Pass	5.30	16.63	16.65	19.65	23.98	24.95	26.99
5510MHz	Pass	5.30	15.57	15.79	18.69	23.98	23.99	26.99
5550MHz	Pass	5.30	18.22	18.12	21.18	23.98	26.48	26.99
5670MHz	Pass	5.30	16.81	16.99	19.91	23.98	25.21	26.99
5755MHz	Pass	5.30	14.79	14.88	17.85	30.00	23.15	36.00
5795MHz	Pass	5.30	16.01	16.05	19.04	30.00	24.34	36.00
802.11ac VHT80_Nss1,(MCS0)_2TX	-	-	-	-	-	-	-	-
5210MHz	Pass	5.30	14.56	14.52	17.55	23.98	22.85	30.00
5290MHz	Pass	5.30	16.02	16.00	19.02	23.98	24.32	26.99
5530MHz	Pass	5.30	16.18	16.26	19.23	23.98	24.53	26.99
5775MHz	Pass	5.30	18.74	18.73	21.75	30.00	27.05	36.00

DG = Directional Gain; Port X = Port X output power

Summary

Mode	PD (dBm/RBW)	EIRP PD (dBm/RBW)
5.15-5.25GHz	-	-
802.11a_Nss1,(6Mbps)_2TX	8.64	16.95
802.11ac VHT20_Nss1,(MCS0)_2TX	8.62	16.93
802.11ac VHT40_Nss1,(MCS0)_2TX	7.46	15.77
802.11ac VHT80_Nss1,(MCS0)_2TX	-1.54	6.77
5.25-5.35GHz	-	-
802.11a_Nss1,(6Mbps)_2TX	7.63	15.94
802.11ac VHT20_Nss1,(MCS0)_2TX	7.39	15.70
802.11ac VHT40_Nss1,(MCS0)_2TX	4.87	13.18
802.11ac VHT80_Nss1,(MCS0)_2TX	-0.13	8.18
5.47-5.725GHz	-	-
802.11a_Nss1,(6Mbps)_2TX	6.98	15.29
802.11ac VHT20_Nss1,(MCS0)_2TX	6.44	14.75
802.11ac VHT40_Nss1,(MCS0)_2TX	4.89	13.20
802.11ac VHT80_Nss1,(MCS0)_2TX	0.21	8.52
5.725-5.85GHz	-	-
802.11a_Nss1,(6Mbps)_2TX	1.94	10.25
802.11ac VHT20_Nss1,(MCS0)_2TX	1.81	10.12
802.11ac VHT40_Nss1,(MCS0)_2TX	1.35	9.66
802.11ac VHT80_Nss1,(MCS0)_2TX	0.72	9.03

RBW = 500kHz for 5.725-5.85GHz band / 1MHz for other band;

Result

Mode	Result	DG (dBi)	Port 1 (dBm/RBW)	Port 2 (dBm/RBW)	PD (dBm/RBW)	PD Limit (dBm/RBW)	EIRP PD (dBm/RBW)	EIRP PD Limit (dBm/RBW)
802.11a_Nss1,(6Mbps)_2TX	-	-	-	-	-	-	-	-
5180MHz	Pass	8.31	4.28	4.38	7.30	8.69	15.61	17.00
5200MHz	Pass	8.31	5.57	5.72	8.64	8.69	16.95	17.00
5240MHz	Pass	8.31	5.46	5.57	8.50	8.69	16.81	17.00
5260MHz	Pass	8.31	4.56	4.73	7.63	8.69	15.94	17.00
5300MHz	Pass	8.31	4.42	4.48	7.45	8.69	15.76	17.00
5320MHz	Pass	8.31	4.43	4.47	7.45	8.69	15.76	17.00
5500MHz	Pass	8.31	2.87	3.17	6.01	8.69	14.32	17.00
5580MHz	Pass	8.31	4.10	3.87	6.98	8.69	15.29	17.00
5700MHz	Pass	8.31	2.40	2.70	5.49	8.69	13.80	17.00
5745MHz	Pass	8.31	-1.13	-0.93	1.93	27.69	10.24	36.00
5785MHz	Pass	8.31	-0.83	-1.20	1.94	27.69	10.25	36.00
5825MHz	Pass	8.31	-1.13	-1.34	1.73	27.69	10.04	36.00
802.11ac VHT20_Nss1,(MCS0)_2TX	-	-	-	-	-	-	-	-
5180MHz	Pass	8.31	3.57	3.76	6.64	8.69	14.95	17.00
5200MHz	Pass	8.31	5.48	5.54	8.50	8.69	16.81	17.00
5240MHz	Pass	8.31	5.62	5.67	8.62	8.69	16.93	17.00
5260MHz	Pass	8.31	4.33	4.48	7.39	8.69	15.70	17.00
5300MHz	Pass	8.31	4.34	4.45	7.38	8.69	15.69	17.00
5320MHz	Pass	8.31	3.96	3.99	6.97	8.69	15.28	17.00
5500MHz	Pass	8.31	3.44	3.47	6.44	8.69	14.75	17.00
5580MHz	Pass	8.31	3.54	3.25	6.39	8.69	14.70	17.00
5700MHz	Pass	8.31	0.34	0.55	3.45	8.69	11.76	17.00
5745MHz	Pass	8.31	-1.29	-1.12	1.81	27.69	10.12	36.00
5785MHz	Pass	8.31	-2.74	-2.80	0.22	27.69	8.53	36.00
5825MHz	Pass	8.31	-2.64	-2.62	0.38	27.69	8.69	36.00
802.11ac VHT40_Nss1,(MCS0)_2TX	-	-	-	-	-	-	-	-
5190MHz	Pass	8.31	-1.33	-1.13	1.73	8.69	10.04	17.00
5230MHz	Pass	8.31	4.44	4.53	7.46	8.69	15.77	17.00
5270MHz	Pass	8.31	1.80	1.95	4.87	8.69	13.18	17.00
5310MHz	Pass	8.31	0.44	0.47	3.43	8.69	11.74	17.00
5510MHz	Pass	8.31	-0.49	-0.27	2.61	8.69	10.92	17.00
5550MHz	Pass	8.31	1.91	1.85	4.89	8.69	13.20	17.00
5670MHz	Pass	8.31	0.70	0.87	3.78	8.69	12.09	17.00
5755MHz	Pass	8.31	-2.82	-2.79	0.15	27.69	8.46	36.00
5795MHz	Pass	8.31	-1.65	-1.64	1.35	27.69	9.66	36.00
802.11ac VHT80_Nss1,(MCS0)_2TX	-	-	-	-	-	-	-	-
5210MHz	Pass	8.31	-4.53	-4.51	-1.54	8.69	6.77	17.00
5290MHz	Pass	8.31	-3.14	-3.06	-0.13	8.69	8.18	17.00
5530MHz	Pass	8.31	-2.76	-2.79	0.21	8.69	8.52	17.00
5775MHz	Pass	8.31	-2.25	-2.25	0.72	27.69	9.03	36.00

DG = Directional Gain; RBW = 500kHz for 5.725-5.85GHz band / 1MHz for other band;
PD = trace bin-by-bin of each transmits port summing can be performed maximum power density; Port X = Port X Power Density;

5.15-5.25GHz_802.11a_Nss1,(6Mbps)_2TX **PSD**

5180MHz

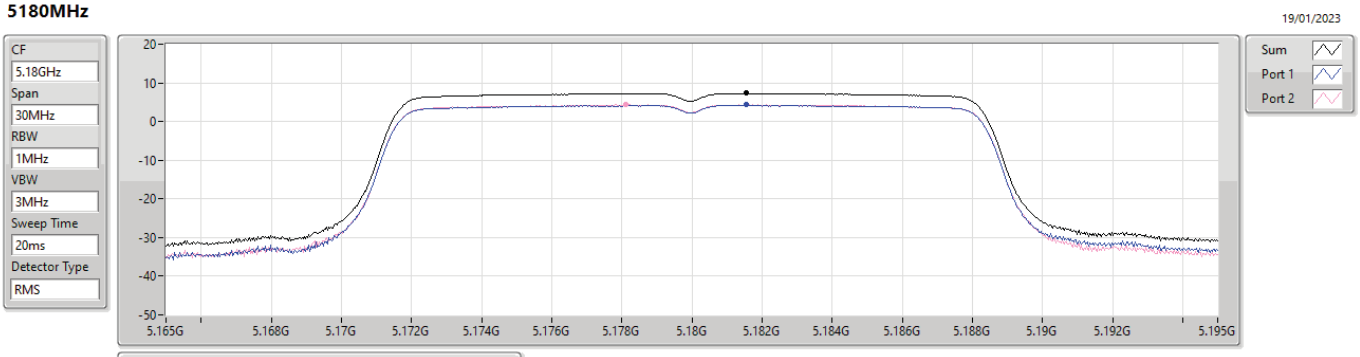

Sum	PD	Port 1	Port 2
(dBm/RBW)	(dBm/RBW)	(dBm/RBW)	(dBm/RBW)
7.30	7.30	4.28	4.38

5.15-5.25GHz_802.11a_Nss1,(6Mbps)_2TX **PSD**

5200MHz

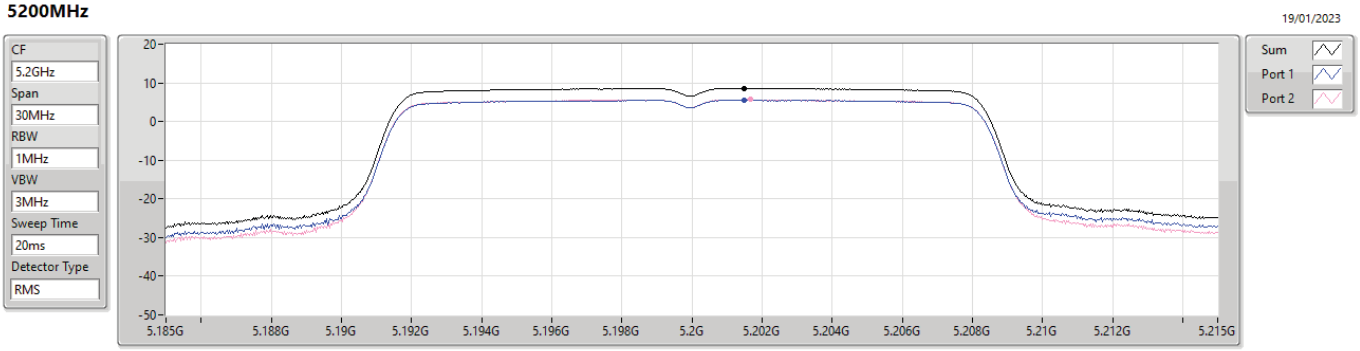

Sum	PD	Port 1	Port 2
(dBm/RBW)	(dBm/RBW)	(dBm/RBW)	(dBm/RBW)
8.64	8.64	5.57	5.72

5.15-5.25GHz_802.11a_Nss1,(6Mbps)_2TX **PSD**

5240MHz

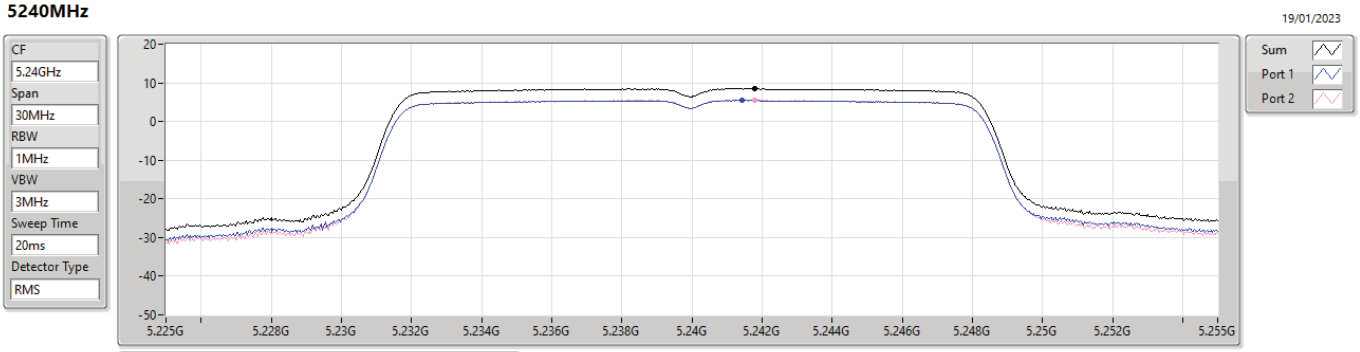

Sum	PD	Port 1	Port 2
(dBm/RBW)	(dBm/RBW)	(dBm/RBW)	(dBm/RBW)
8.50	8.50	5.46	5.57

5.25-5.35GHz_802.11a_Nss1,(6Mbps)_2TX **PSD**

5260MHz

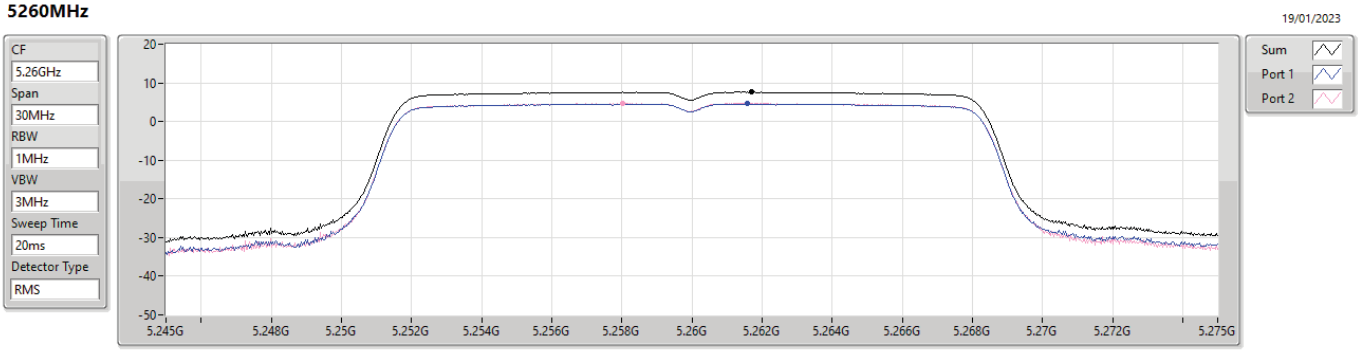

Sum	PD	Port 1	Port 2
(dBm/RBW)	(dBm/RBW)	(dBm/RBW)	(dBm/RBW)
7.63	7.63	4.56	4.73

5.25-5.35GHz_802.11a_Nss1,(6Mbps)_2TX **PSD**

5300MHz

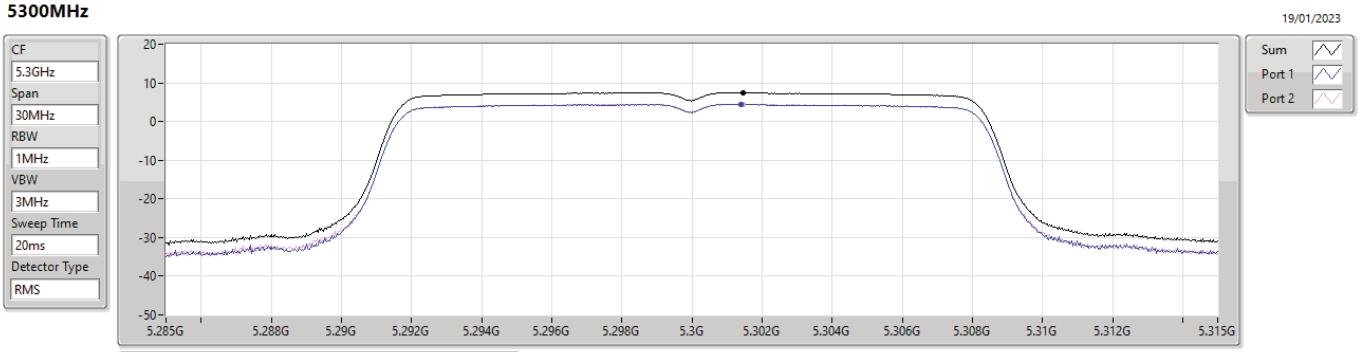

Sum	PD	Port 1	Port 2
(dBm/RBW)	(dBm/RBW)	(dBm/RBW)	(dBm/RBW)
7.45	7.45	4.42	4.48

5.25-5.35GHz_802.11a_Nss1,(6Mbps)_2TX **PSD**

5320MHz

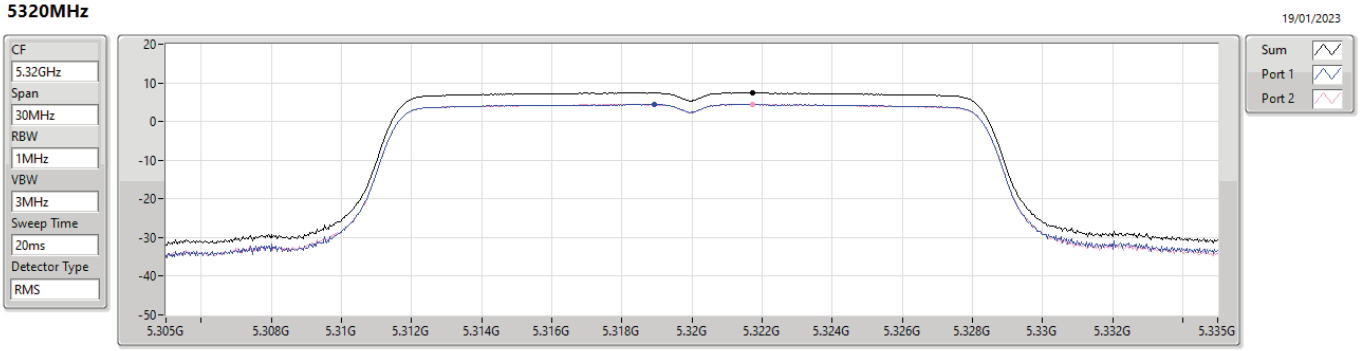

Sum	PD	Port 1	Port 2
(dBm/RBW)	(dBm/RBW)	(dBm/RBW)	(dBm/RBW)
7.45	7.45	4.43	4.47

5.47-5.725GHz_802.11a_Nss1,(6Mbps)_2TX **PSD**

5500MHz

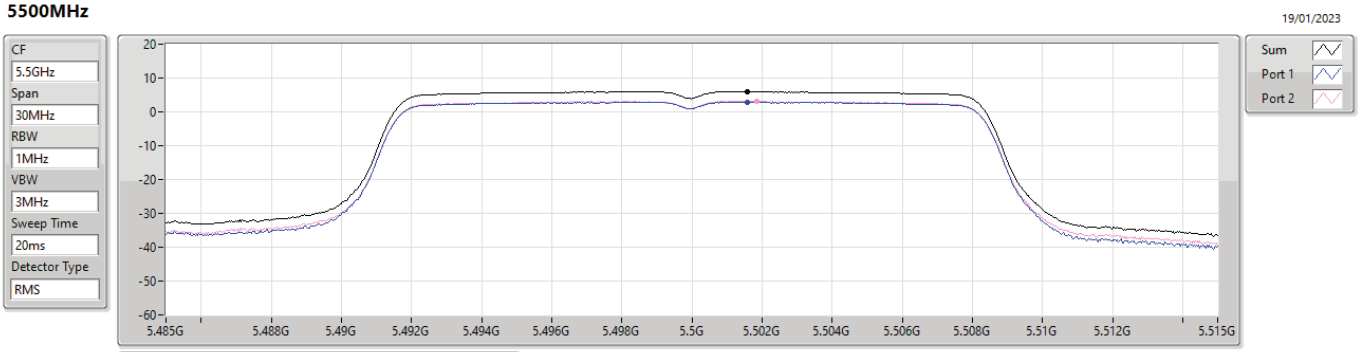

Sum	PD	Port 1	Port 2
(dBm/RBW)	(dBm/RBW)	(dBm/RBW)	(dBm/RBW)
6.01	6.01	2.87	3.17

5.47-5.725GHz_802.11a_Nss1,(6Mbps)_2TX **PSD**

5580MHz

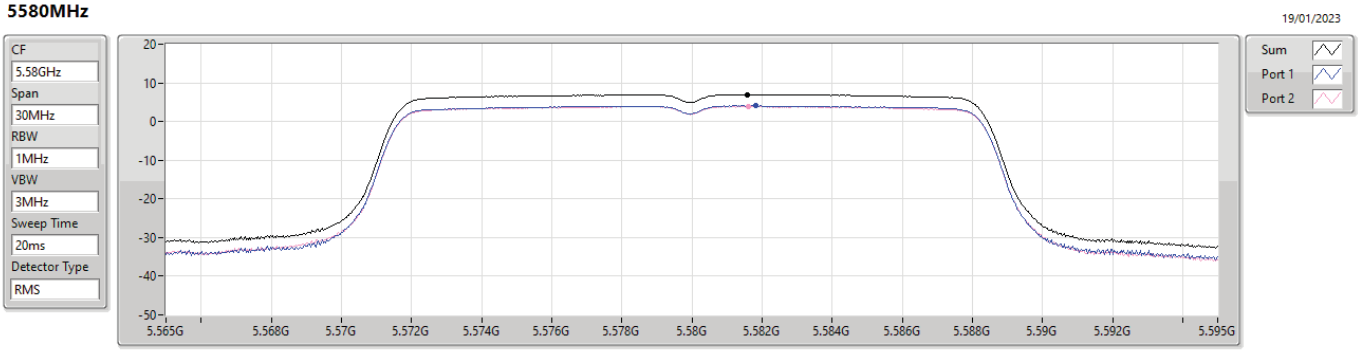

Sum	PD	Port 1	Port 2
(dBm/RBW)	(dBm/RBW)	(dBm/RBW)	(dBm/RBW)
6.98	6.98	4.10	3.87

5.47-5.725GHz_802.11a_Nss1,(6Mbps)_2TX **PSD**

5700MHz

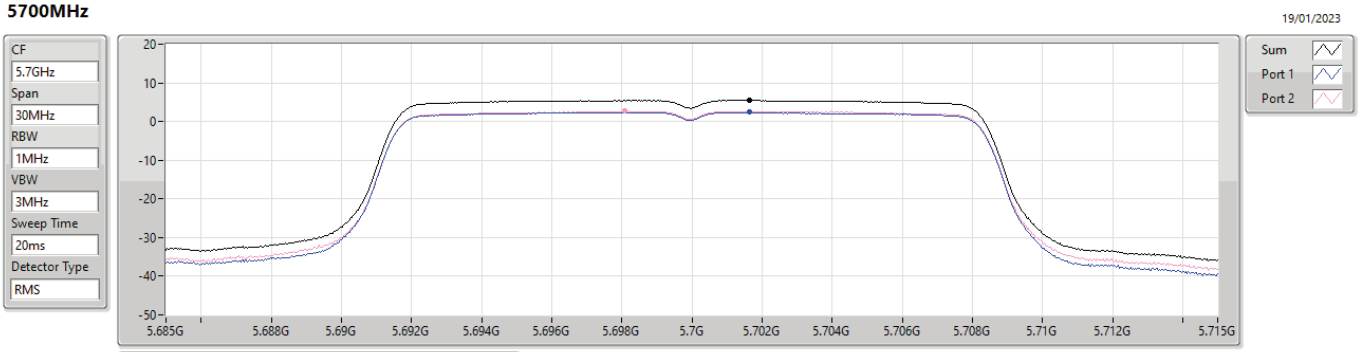

Sum	PD	Port 1	Port 2
(dBm/RBW)	(dBm/RBW)	(dBm/RBW)	(dBm/RBW)
5.49	5.49	2.40	2.70

5.725-5.85GHz_802.11a_Nss1,(6Mbps)_2TX **PSD**

5745MHz

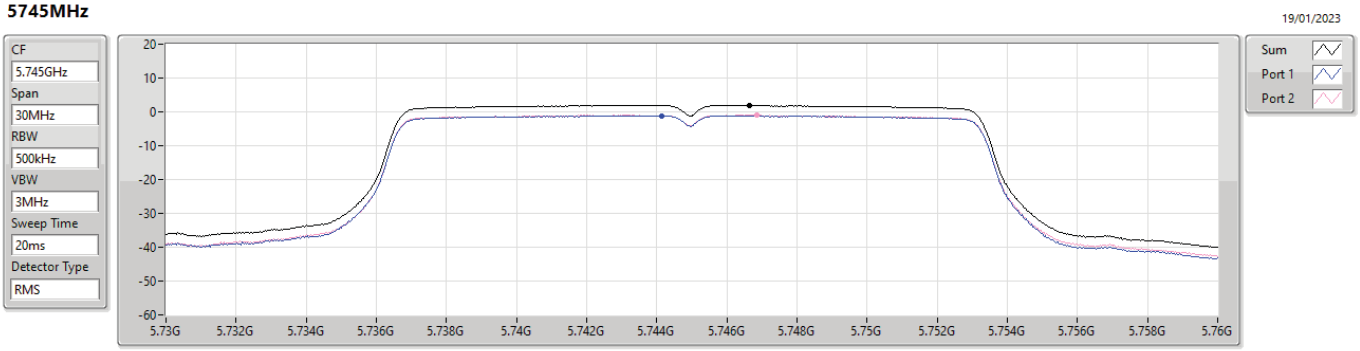

Sum	PD	Port 1	Port 2
(dBm/RBW)	(dBm/RBW)	(dBm/RBW)	(dBm/RBW)
1.93	1.93	-1.13	-0.93

5.725-5.85GHz_802.11a_Nss1,(6Mbps)_2TX **PSD**

5785MHz

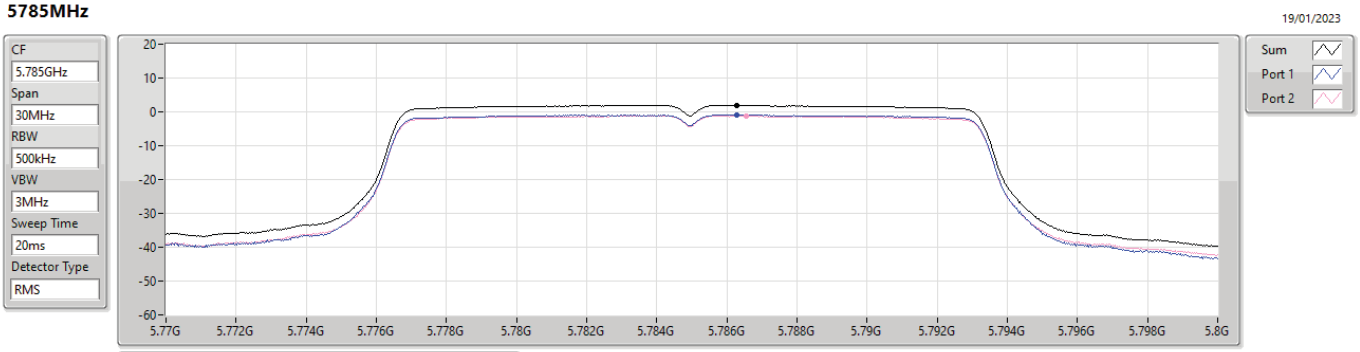

Sum	PD	Port 1	Port 2
(dBm/RBW)	(dBm/RBW)	(dBm/RBW)	(dBm/RBW)
1.94	1.94	-0.83	-1.20

5.725-5.85GHz_802.11a_Nss1,(6Mbps)_2TX **PSD**

5825MHz

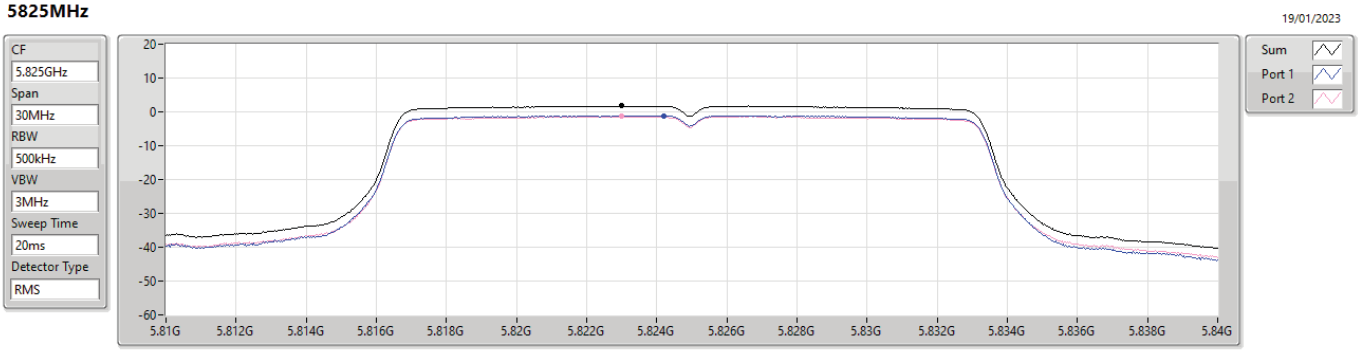

Sum	PD	Port 1	Port 2
(dBm/RBW)	(dBm/RBW)	(dBm/RBW)	(dBm/RBW)
1.73	1.73	-1.13	-1.34

5.15-5.25GHz_802.11ac VHT20_Nss1,(MCS0)_2TX **PSD**

5180MHz

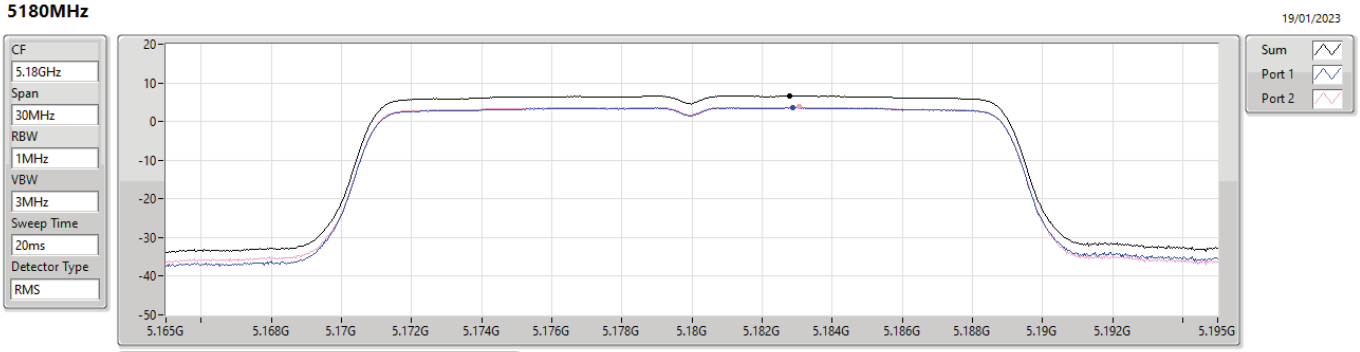

Sum	PD	Port 1	Port 2
(dBm/RBW)	(dBm/RBW)	(dBm/RBW)	(dBm/RBW)
6.64	6.64	3.57	3.76

5.15-5.25GHz_802.11ac VHT20_Nss1,(MCS0)_2TX **PSD**

5200MHz

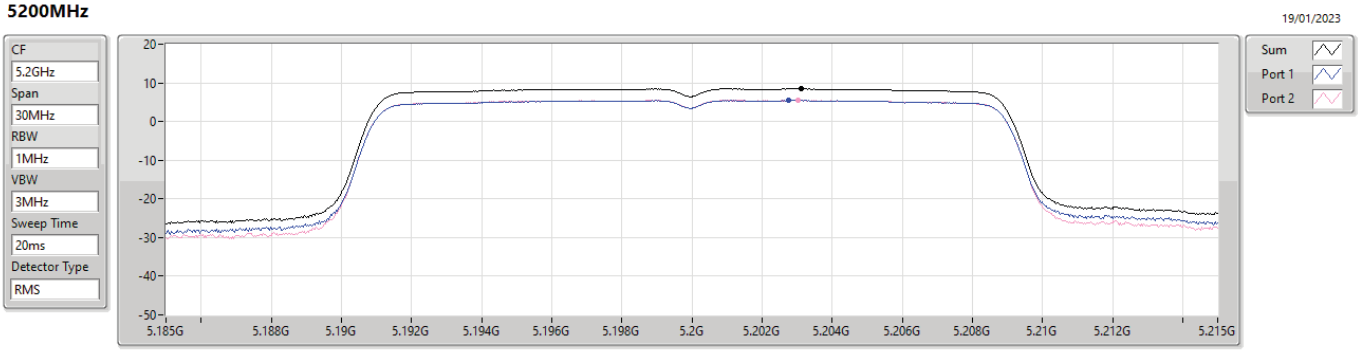

Sum	PD	Port 1	Port 2
(dBm/RBW)	(dBm/RBW)	(dBm/RBW)	(dBm/RBW)
8.50	8.50	5.48	5.54

5.15-5.25GHz_802.11ac VHT20_Nss1,(MCS0)_2TX **PSD**

5240MHz

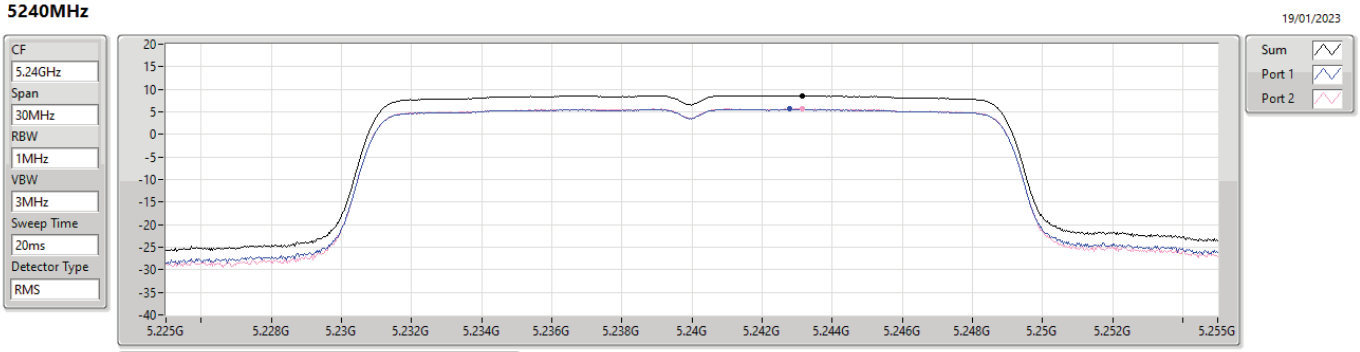

Sum	PD	Port 1	Port 2
(dBm/RBW)	(dBm/RBW)	(dBm/RBW)	(dBm/RBW)
8.62	8.62	5.62	5.67

5.25-5.35GHz_802.11ac VHT20_Nss1,(MCS0)_2TX **PSD**

5260MHz

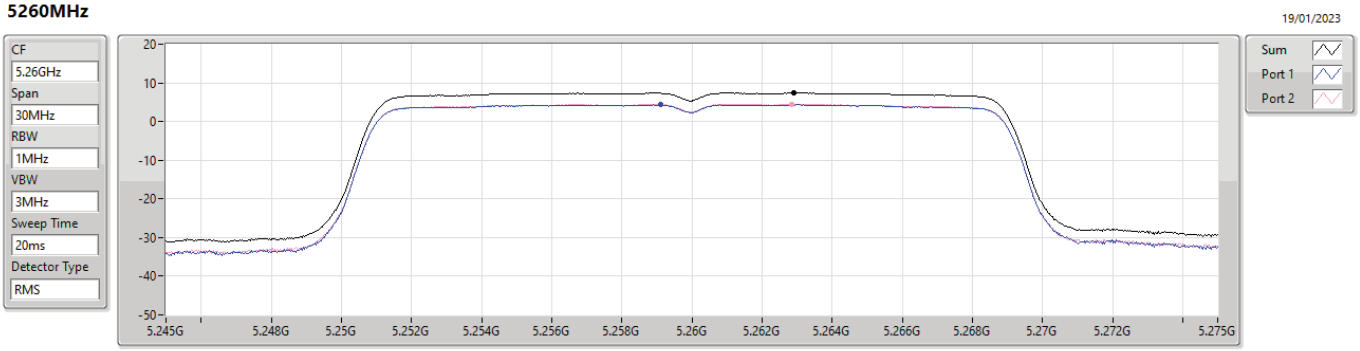

Sum	PD	Port 1	Port 2
(dBm/RBW)	(dBm/RBW)	(dBm/RBW)	(dBm/RBW)
7.39	7.39	4.33	4.48

5.25-5.35GHz_802.11ac VHT20_Nss1,(MCS0)_2TX **PSD**

5300MHz

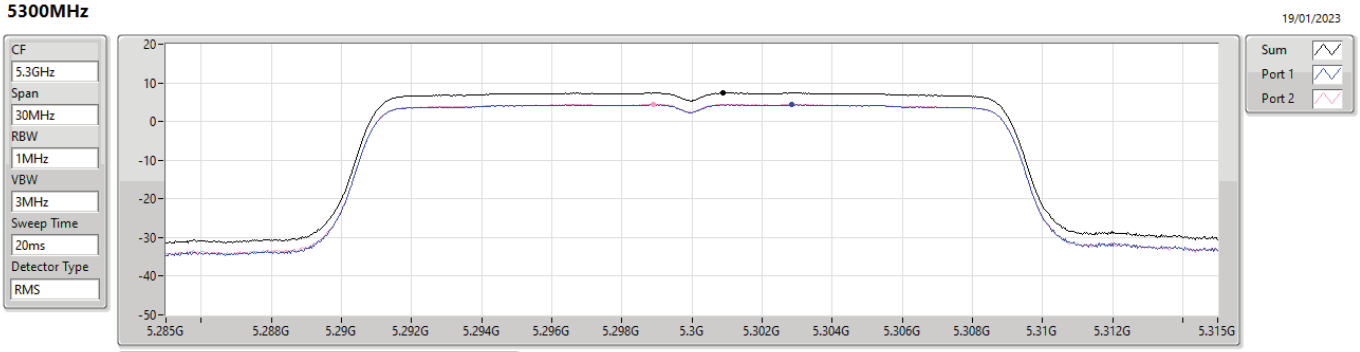

Sum	PD	Port 1	Port 2
(dBm/RBW)	(dBm/RBW)	(dBm/RBW)	(dBm/RBW)
7.38	7.38	4.34	4.45

5.25-5.35GHz_802.11ac VHT20_Nss1,(MCS0)_2TX **PSD**

5320MHz

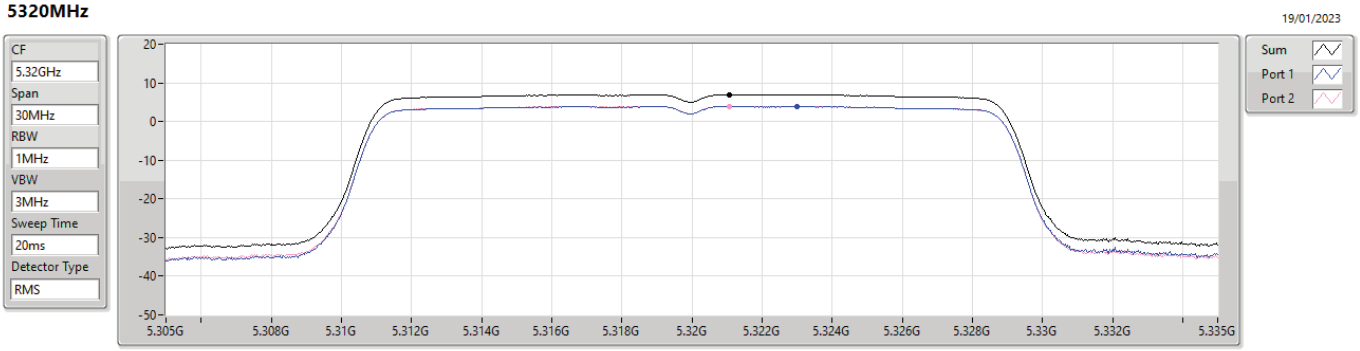

Sum	PD	Port 1	Port 2
(dBm/RBW)	(dBm/RBW)	(dBm/RBW)	(dBm/RBW)
6.97	6.97	3.96	3.99

5.47-5.725GHz_802.11ac VHT20_Nss1,(MCS0)_2TX **PSD**

5500MHz

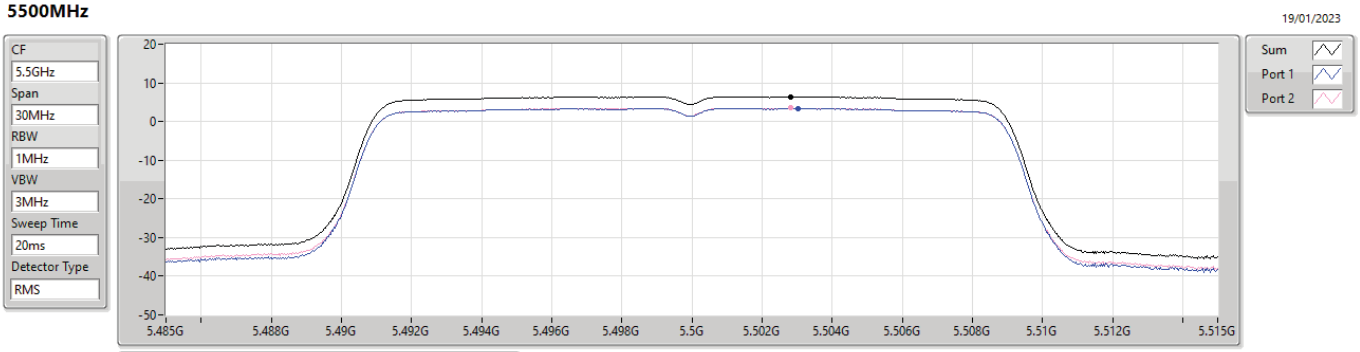

Sum	PD	Port 1	Port 2
(dBm/RBW)	(dBm/RBW)	(dBm/RBW)	(dBm/RBW)
6.44	6.44	3.44	3.47

5.47-5.725GHz_802.11ac VHT20_Nss1,(MCS0)_2TX **PSD**

5580MHz

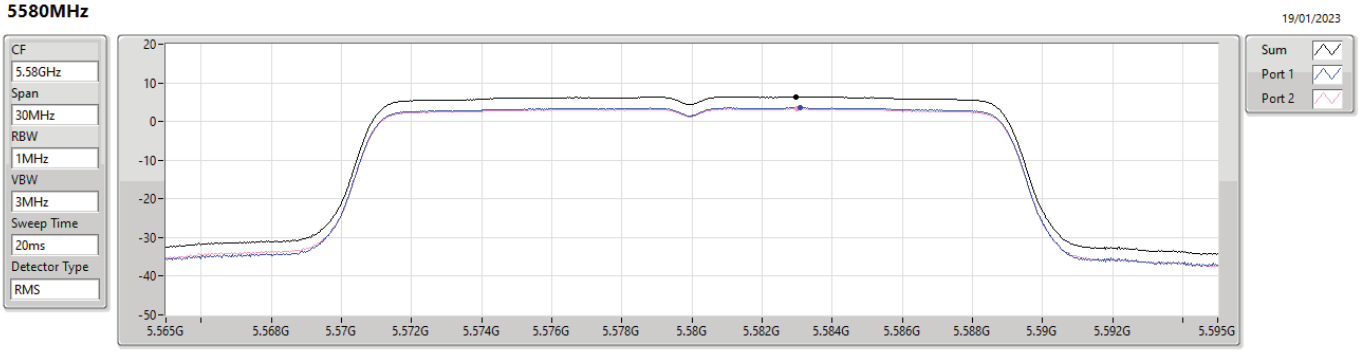

Sum	PD	Port 1	Port 2
(dBm/RBW)	(dBm/RBW)	(dBm/RBW)	(dBm/RBW)
6.39	6.39	3.54	3.25

5.47-5.725GHz_802.11ac VHT20_Nss1,(MCS0)_2TX **PSD**

5700MHz

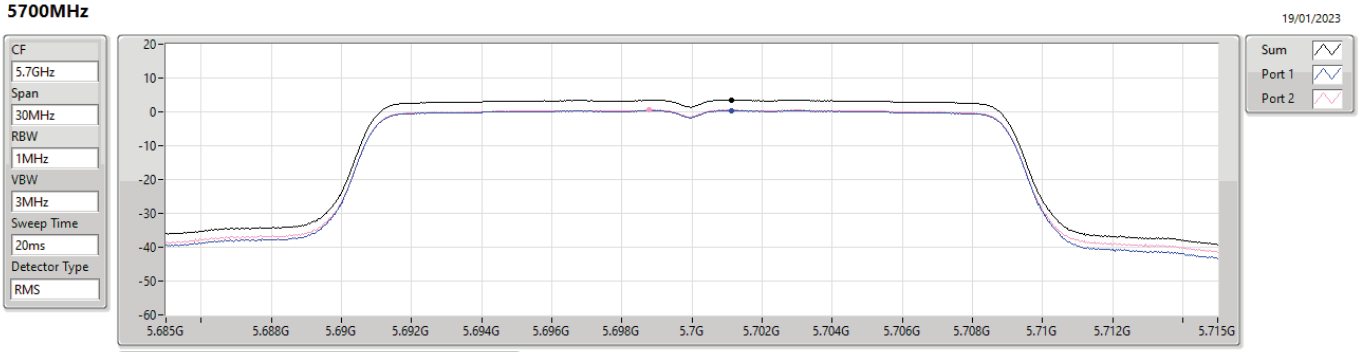

Sum	PD	Port 1	Port 2
(dBm/RBW)	(dBm/RBW)	(dBm/RBW)	(dBm/RBW)
3.45	3.45	0.34	0.55

5.725-5.85GHz_802.11ac VHT20_Nss1,(MCS0)_2TX **PSD**

5745MHz

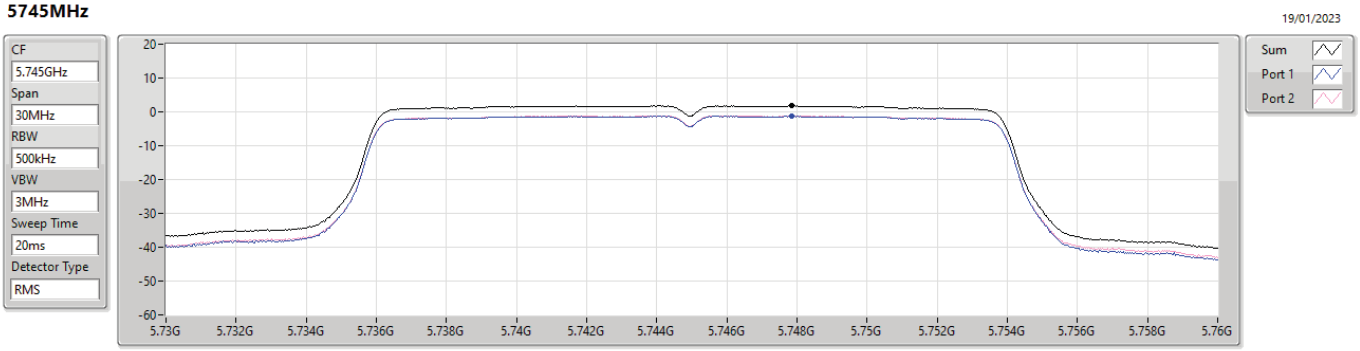

Sum	PD	Port 1	Port 2
(dBm/RBW)	(dBm/RBW)	(dBm/RBW)	(dBm/RBW)
1.81	1.81	-1.29	-1.12

5.725-5.85GHz_802.11ac VHT20_Nss1,(MCS0)_2TX **PSD**

5785MHz

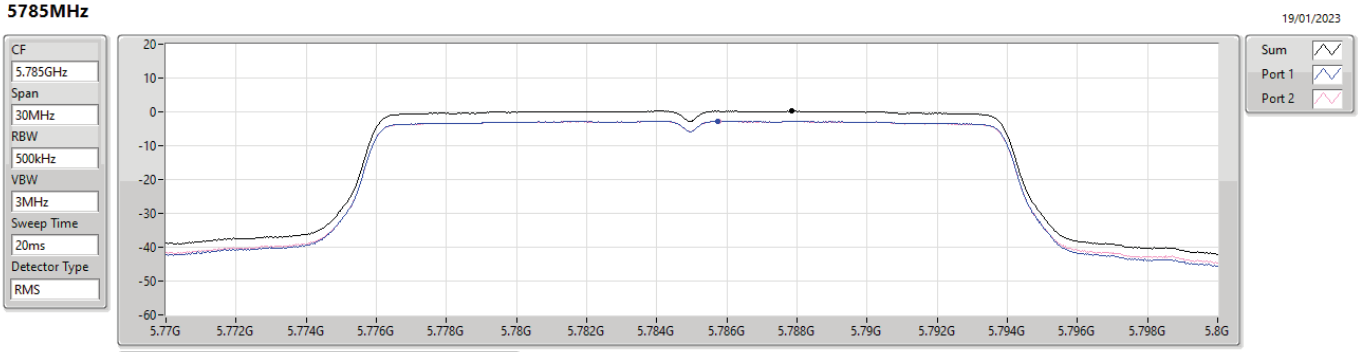

Sum	PD	Port 1	Port 2
(dBm/RBW)	(dBm/RBW)	(dBm/RBW)	(dBm/RBW)
0.22	0.22	-2.74	-2.80

5.725-5.85GHz_802.11ac VHT20_Nss1,(MCS0)_2TX **PSD**

5825MHz

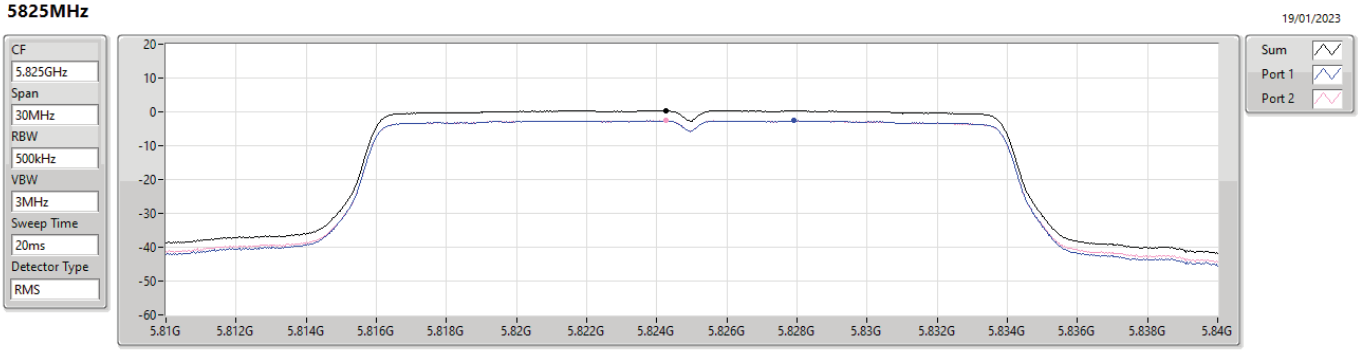

Sum	PD	Port 1	Port 2
(dBm/RBW)	(dBm/RBW)	(dBm/RBW)	(dBm/RBW)
0.38	0.38	-2.64	-2.62

5.15-5.25GHz_802.11ac VHT40_Nss1,(MCS0)_2TX **PSD**

5190MHz

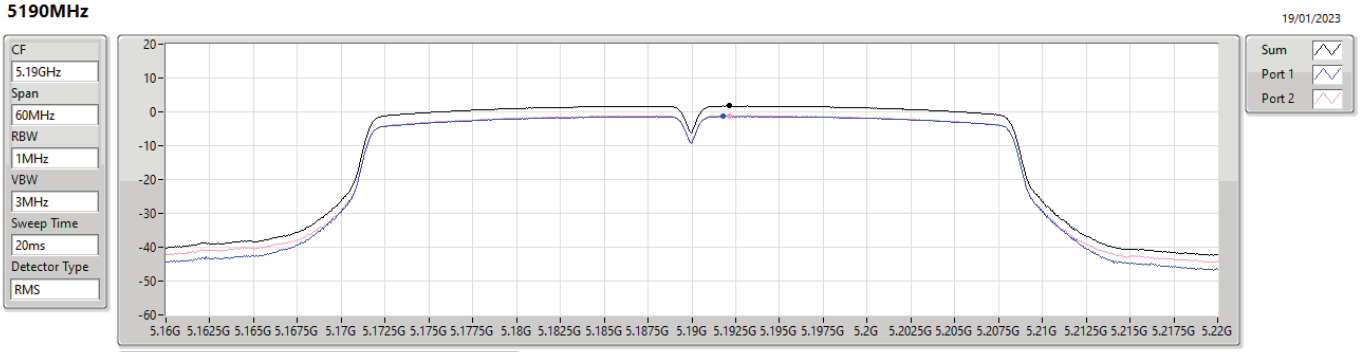

Sum	PD	Port 1	Port 2
(dBm/RBW)	(dBm/RBW)	(dBm/RBW)	(dBm/RBW)
1.73	1.73	-1.33	-1.13

5.15-5.25GHz_802.11ac VHT40_Nss1,(MCS0)_2TX **PSD**

5230MHz

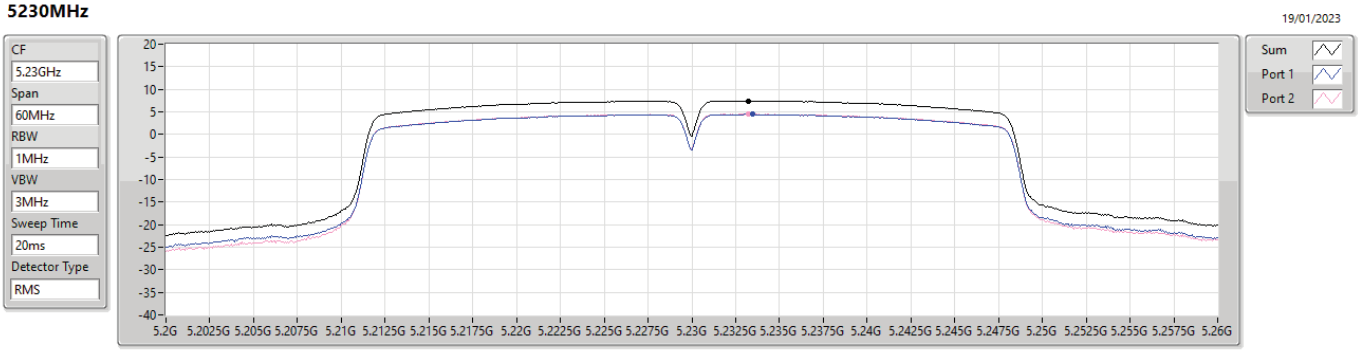

Sum	PD	Port 1	Port 2
(dBm/RBW)	(dBm/RBW)	(dBm/RBW)	(dBm/RBW)
7.46	7.46	4.44	4.53

5.25-5.35GHz_802.11ac VHT40_Nss1,(MCS0)_2TX **PSD**

5270MHz

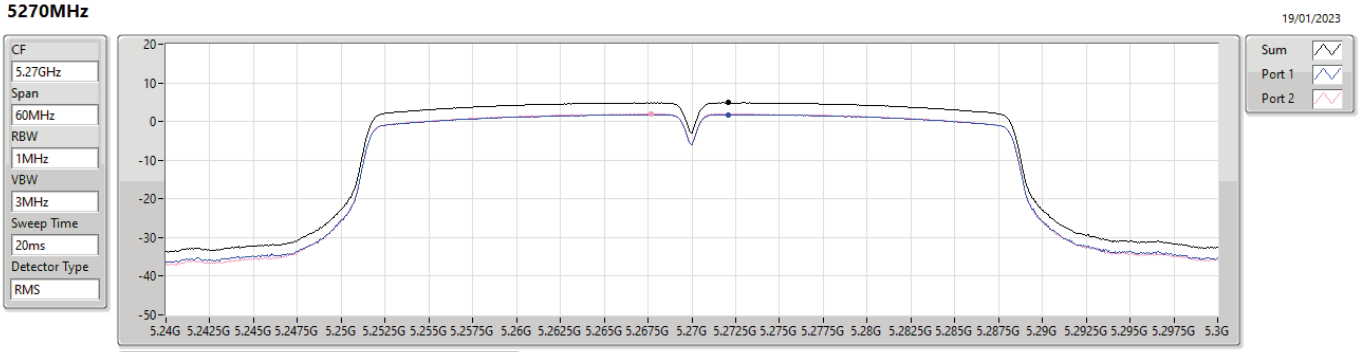

Sum	PD	Port 1	Port 2
(dBm/RBW)	(dBm/RBW)	(dBm/RBW)	(dBm/RBW)
4.87	4.87	1.80	1.95

5.25-5.35GHz_802.11ac VHT40_Nss1,(MCS0)_2TX **PSD**

5310MHz

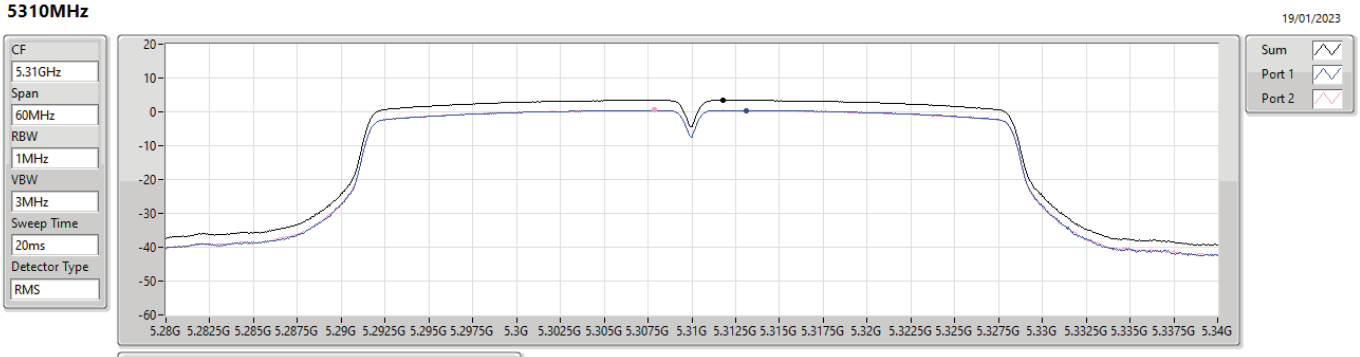

Sum	PD	Port 1	Port 2
(dBm/RBW)	(dBm/RBW)	(dBm/RBW)	(dBm/RBW)
3.43	3.43	0.44	0.47

5.47-5.725GHz_802.11ac VHT40_Nss1,(MCS0)_2TX **PSD**

5510MHz

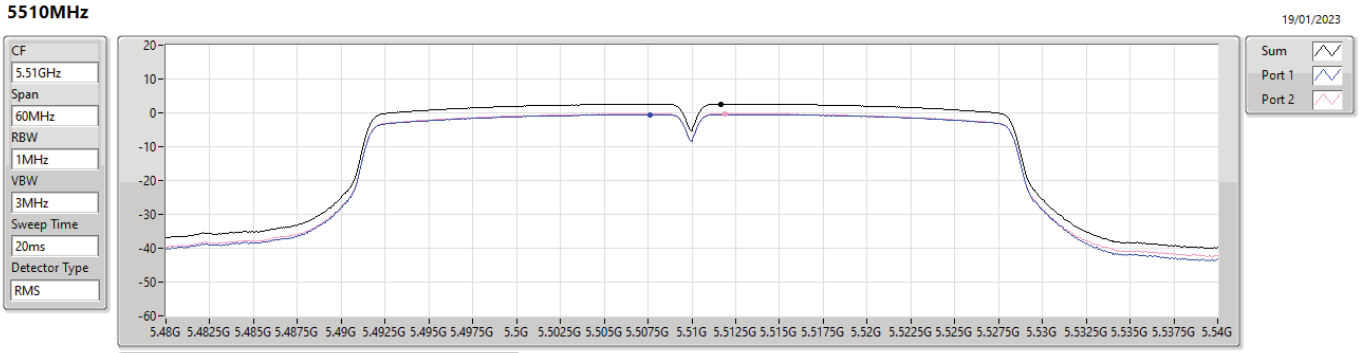

Sum	PD	Port 1	Port 2
(dBm/RBW)	(dBm/RBW)	(dBm/RBW)	(dBm/RBW)
2.61	2.61	-0.49	-0.27

5.47-5.725GHz_802.11ac VHT40_Nss1,(MCS0)_2TX **PSD**

5550MHz

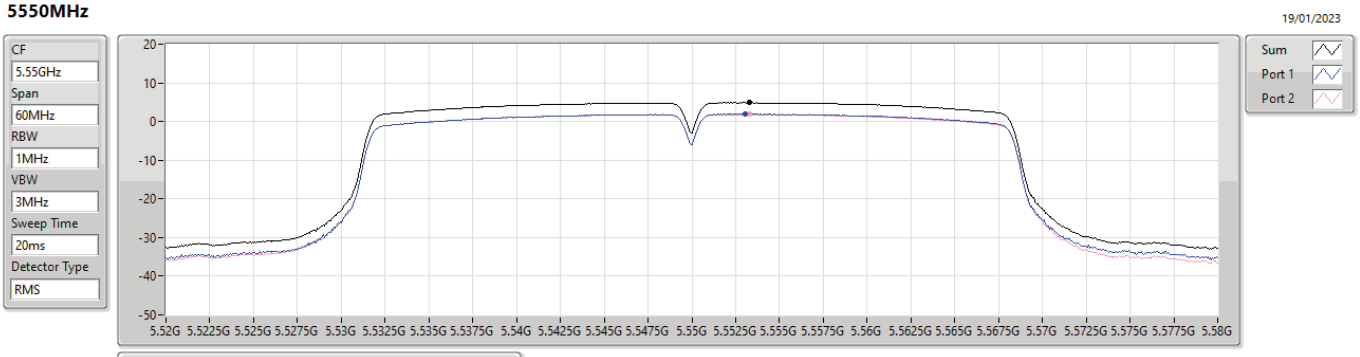

Sum	PD	Port 1	Port 2
(dBm/RBW)	(dBm/RBW)	(dBm/RBW)	(dBm/RBW)
4.89	4.89	1.91	1.85

5.47-5.725GHz_802.11ac VHT40_Nss1,(MCS0)_2TX **PSD**

5670MHz

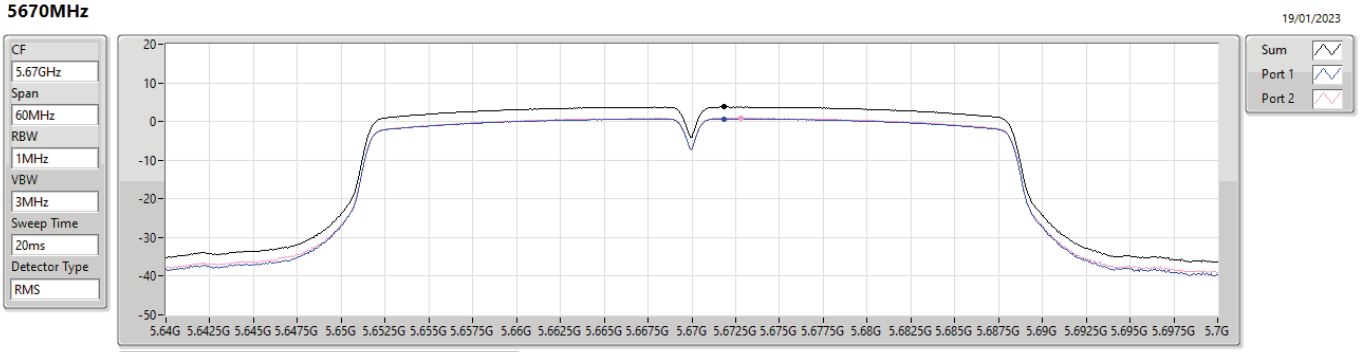

Sum	PD	Port 1	Port 2
(dBm/RBW)	(dBm/RBW)	(dBm/RBW)	(dBm/RBW)
3.78	3.78	0.70	0.87

5.725-5.85GHz_802.11ac VHT40_Nss1,(MCS0)_2TX **PSD**

5755MHz

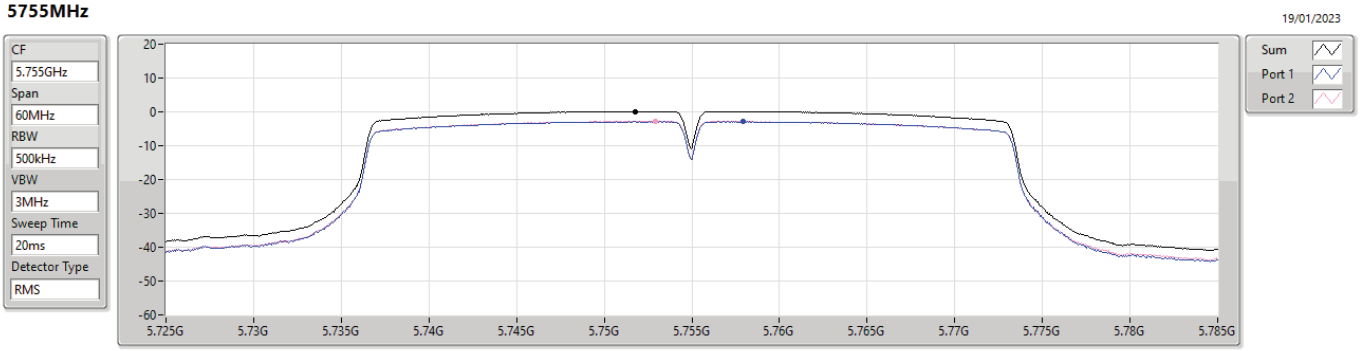

Sum	PD	Port 1	Port 2
(dBm/RBW)	(dBm/RBW)	(dBm/RBW)	(dBm/RBW)
0.15	0.15	-2.82	-2.79

5.725-5.85GHz_802.11ac VHT40_Nss1,(MCS0)_2TX **PSD**

5795MHz

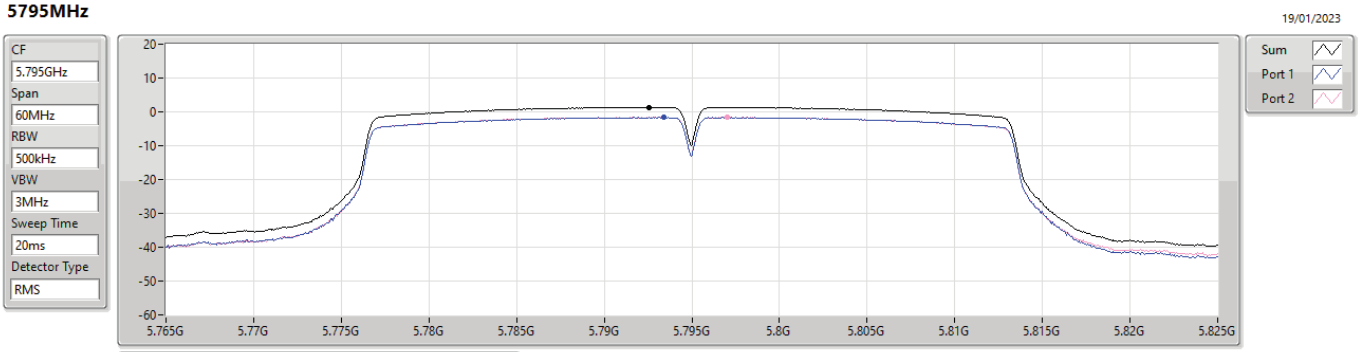

Sum	PD	Port 1	Port 2
(dBm/RBW)	(dBm/RBW)	(dBm/RBW)	(dBm/RBW)
1.35	1.35	-1.65	-1.64

5.15-5.25GHz_802.11ac VHT80_Nss1,(MCS0)_2TX **PSD**

5210MHz

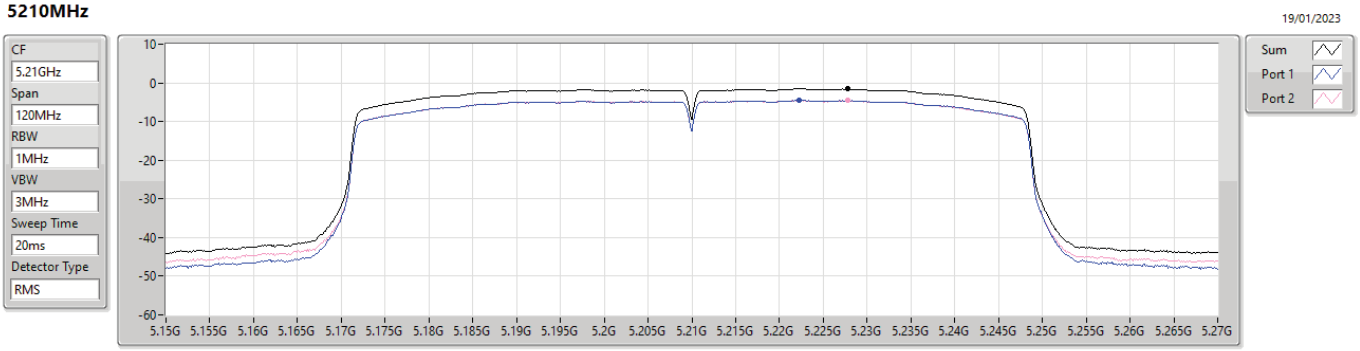

Sum	PD	Port 1	Port 2
(dBm/RBW)	(dBm/RBW)	(dBm/RBW)	(dBm/RBW)
-1.54	-1.54	-4.53	-4.51

5.25-5.35GHz_802.11ac VHT80_Nss1,(MCS0)_2TX **PSD**

5290MHz

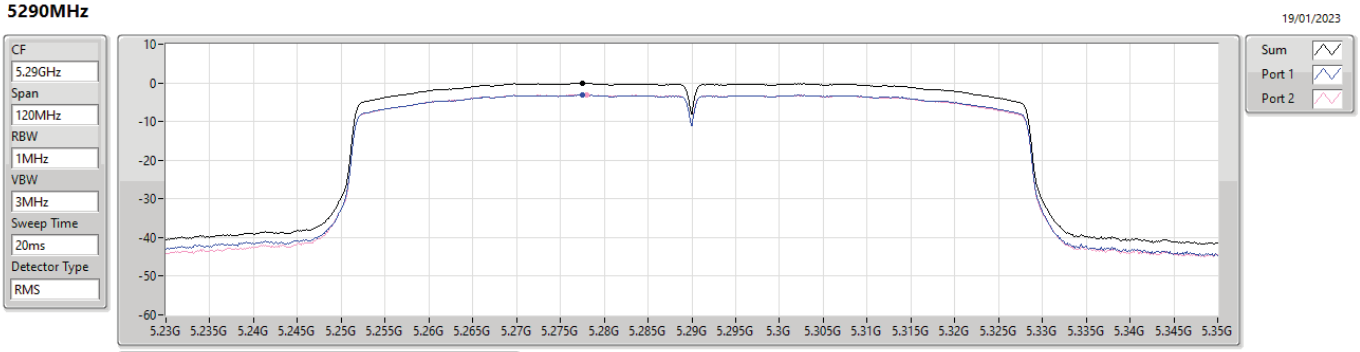

Sum	PD	Port 1	Port 2
(dBm/RBW)	(dBm/RBW)	(dBm/RBW)	(dBm/RBW)
-0.13	-0.13	-3.14	-3.06

5.47-5.725GHz_802.11ac VHT80_Nss1,(MCS0)_2TX **PSD**

5530MHz

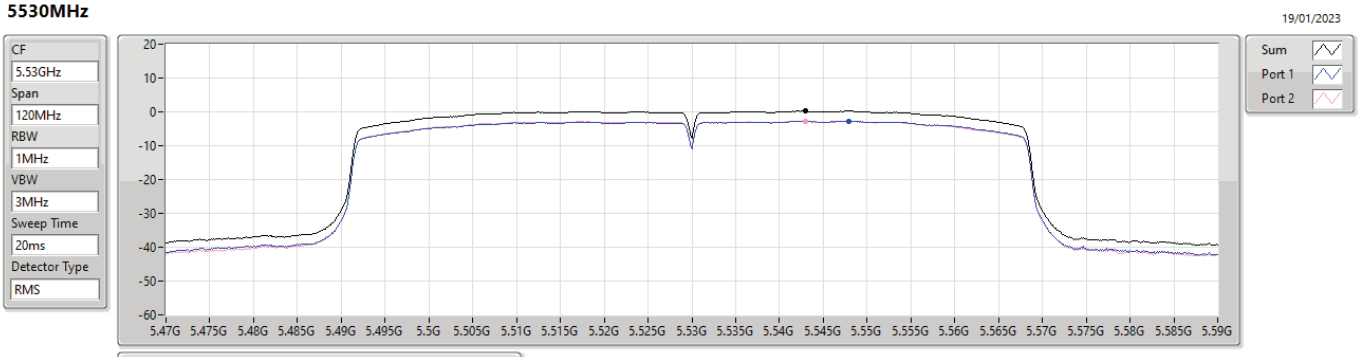

Sum	PD	Port 1	Port 2
(dBm/RBW)	(dBm/RBW)	(dBm/RBW)	(dBm/RBW)
0.21	0.21	-2.76	-2.79

5.725-5.85GHz_802.11ac VHT80_Nss1,(MCS0)_2TX **PSD**

5775MHz

19/01/2023

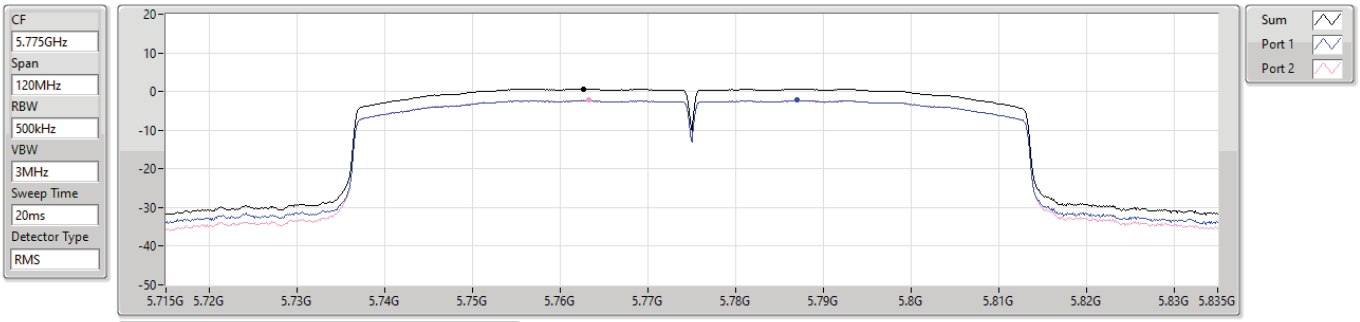

Sum	PD	Port 1	Port 2
(dBm/RBW)	(dBm/RBW)	(dBm/RBW)	(dBm/RBW)
0.72	0.72	-2.25	-2.25

Summary

Mode	Result	Type	Freq (Hz)	Level (dBuV/m)	Limit (dBuV/m)	Margin (dB)	Dist (m)	Condition	Azimuth (°)	Height (m)
5.725-5.85GHz	-	-	-	-	-	-	-	-	-	-
802.11ac VHT80_Nss1,(MCS0)_2TX	Pass	PK	45.52M	35.95	40.00	-4.05	3	Horizontal	0	1.00

Result

Mode	Result	Type	Freq (Hz)	Level (dBuV/m)	Limit (dBuV/m)	Margin (dB)	Dist (m)	Condition	Azimuth (°)	Height (m)
802.11ac VHT80_Nss1,(MCS0)_2TX	-	-	-	-	-	-	-	-	-	-
5775MHz	Pass	PK	51.34M	34.80	40.00	-5.20	3	Vertical	360	1.00
5775MHz	Pass	PK	99.84M	35.17	43.50	-8.33	3	Vertical	360	1.00
5775MHz	Pass	PK	136.7M	28.36	43.50	-15.14	3	Vertical	360	1.00
5775MHz	Pass	PK	276.38M	29.28	46.00	-16.72	3	Vertical	360	1.00
5775MHz	Pass	PK	398.6M	31.30	46.00	-14.70	3	Vertical	360	1.00
5775MHz	Pass	PK	524.7M	28.52	46.00	-17.48	3	Vertical	360	1.00
5775MHz	Pass	PK	45.52M	35.95	40.00	-4.05	3	Horizontal	0	1.00
5775MHz	Pass	PK	99.84M	37.96	43.50	-5.54	3	Horizontal	0	1.00
5775MHz	Pass	PK	154.16M	31.58	43.50	-11.92	3	Horizontal	0	1.00
5775MHz	Pass	PK	276.38M	30.65	46.00	-15.35	3	Horizontal	0	1.00
5775MHz	Pass	PK	400.54M	32.45	46.00	-13.55	3	Horizontal	0	1.00
5775MHz	Pass	PK	516.94M	29.39	46.00	-16.61	3	Horizontal	0	1.00

5.725-5.85GHz_802.11ac VHT80_Nss1,(MCS0)_2TX

5775MHz_Fixture

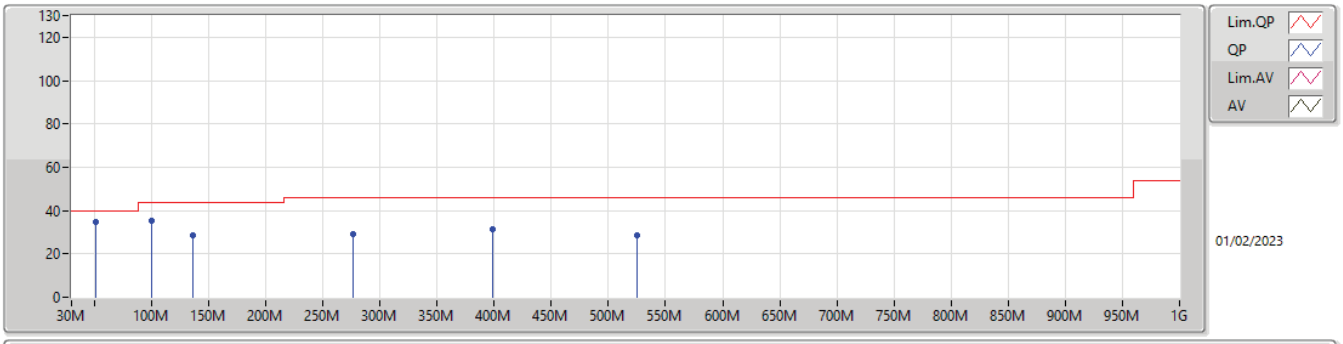

Type	Freq	Level	Limit	Margin	Factor	Dist	Condition	Azimuth	Height	Raw	AF	CL	PA
	(Hz)	(dBuV/m)	(dBuV/m)	(dB)	(dB)	(m)		(°)	(m)	(dBuV)	(dB)	(dB)	(dB)
PK	51.34M	34.80	40.00	-5.20	-13.10	3	Vertical	360	1.00	47.90	12.94	1.42	27.46
PK	99.84M	35.17	43.50	-8.33	-9.85	3	Vertical	360	1.00	45.02	16.04	1.93	27.82
PK	136.7M	28.36	43.50	-15.14	-8.85	3	Vertical	360	1.00	37.21	16.59	2.29	27.73
PK	276.38M	29.28	46.00	-16.72	-6.01	3	Vertical	360	1.00	35.29	18.00	3.17	27.18
PK	398.6M	31.30	46.00	-14.70	-3.15	3	Vertical	360	1.00	34.45	20.89	3.79	27.83
PK	524.7M	28.52	46.00	-17.48	-1.27	3	Vertical	360	1.00	29.79	22.76	4.46	28.49

5.725-5.85GHz_802.11ac VHT80_Nss1,(MCS0)_2TX

5775MHz_Fixture

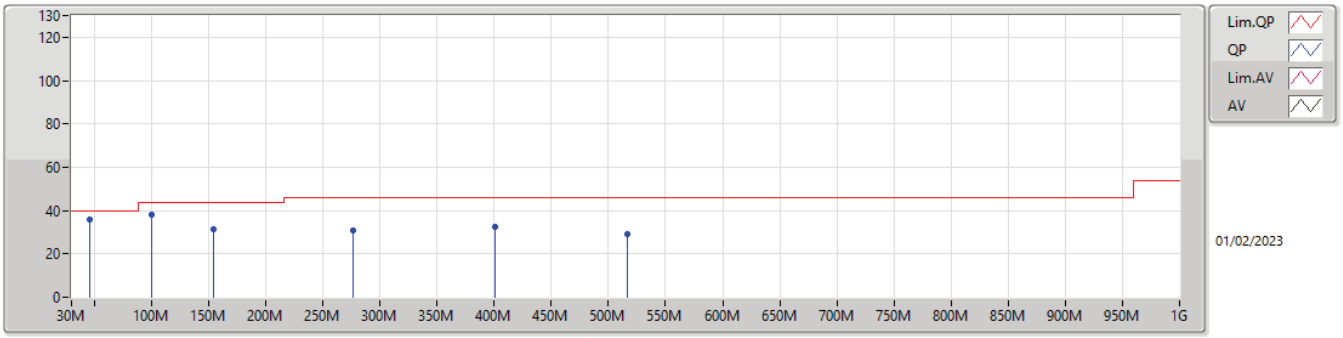

Type	Freq	Level	Limit	Margin	Factor	Dist	Condition	Azimuth	Height	Raw	AF	CL	PA
	(Hz)	(dBuV/m)	(dBuV/m)	(dB)	(dB)	(m)		(°)	(m)	(dBuV)	(dB)	(dB)	(dB)
PK	45.52M	35.95	40.00	-4.05	-10.53	3	Horizontal	0	1.00	46.48	15.21	1.45	27.19
PK	99.84M	37.96	43.50	-5.54	-9.85	3	Horizontal	0	1.00	47.81	16.04	1.93	27.82
PK	154.16M	31.58	43.50	-11.92	-9.81	3	Horizontal	0	1.00	41.39	15.42	2.43	27.66
PK	276.38M	30.65	46.00	-15.35	-6.01	3	Horizontal	0	1.00	36.66	18.00	3.17	27.18
PK	400.54M	32.45	46.00	-13.55	-2.94	3	Horizontal	0	1.00	35.39	21.00	3.90	27.84
PK	516.94M	29.39	46.00	-16.61	-1.32	3	Horizontal	0	1.00	30.71	22.67	4.45	28.44

Summary

Mode	Result	Type	Freq (Hz)	Level (dBuV/m)	Limit (dBuV/m)	Margin (dB)	Dist (m)	Condition	Azimuth (°)	Height (m)
5.15-5.25GHz	-	-	-	-	-	-	-	-	-	-
802.11a_Nss1,(6Mbps)_2TX	Pass	AV	5.1488G	53.73	54.00	-0.27	3	Horizontal	111	2.91
802.11ac VHT20_Nss1,(MCS0)_2TX	Pass	AV	5.15G	53.63	54.00	-0.37	3	Horizontal	322	1.00
802.11ac VHT40_Nss1,(MCS0)_2TX	Pass	AV	5.15G	53.90	54.00	-0.10	3	Horizontal	279	1.02
802.11ac VHT80_Nss1,(MCS0)_2TX	Pass	AV	5.149G	53.85	54.00	-0.15	3	Horizontal	279	2.27
5.25-5.35GHz	-	-	-	-	-	-	-	-	-	-
802.11a_Nss1,(6Mbps)_2TX	Pass	AV	15.77896G	53.90	54.00	-0.10	3	Horizontal	233	2.10
802.11ac VHT20_Nss1,(MCS0)_2TX	Pass	AV	15.8982G	53.83	54.00	-0.17	3	Horizontal	234	1.98
802.11ac VHT40_Nss1,(MCS0)_2TX	Pass	AV	5.35G	53.37	54.00	-0.63	3	Horizontal	321	1.01
802.11ac VHT80_Nss1,(MCS0)_2TX	Pass	AV	5.35G	53.81	54.00	-0.19	3	Horizontal	97	1.10
5.47-5.725GHz	-	-	-	-	-	-	-	-	-	-
802.11a_Nss1,(6Mbps)_2TX	Pass	PK	16.49936G	68.10	68.20	-0.10	3	Horizontal	317	1.92
802.11ac VHT20_Nss1,(MCS0)_2TX	Pass	PK	16.7492G	67.70	68.20	-0.50	3	Horizontal	355	1.97
802.11ac VHT40_Nss1,(MCS0)_2TX	Pass	PK	5.47G	68.03	68.20	-0.17	3	Horizontal	285	1.00
802.11ac VHT80_Nss1,(MCS0)_2TX	Pass	PK	5.468G	68.05	68.20	-0.15	3	Horizontal	74	1.00
5.725-5.85GHz	-	-	-	-	-	-	-	-	-	-
802.11a_Nss1,(6Mbps)_2TX	Pass	PK	17.2342G	68.03	68.20	-0.17	3	Horizontal	200	2.00
802.11ac VHT20_Nss1,(MCS0)_2TX	Pass	PK	17.35408G	68.06	68.20	-0.14	3	Horizontal	341	1.92
802.11ac VHT40_Nss1,(MCS0)_2TX	Pass	PK	17.3826G	67.96	68.20	-0.24	3	Horizontal	200	2.64
802.11ac VHT80_Nss1,(MCS0)_2TX	Pass	PK	17.33628G	68.00	68.20	-0.20	3	Horizontal	220	1.95

Result

Mode	Result	Type	Freq (Hz)	Level (dBuV/m)	Limit (dBuV/m)	Margin (dB)	Dist (m)	Condition	Azimuth (°)	Height (m)
802.11a_Nss1,(6Mbps)_2TX	-	-	-	-	-	-	-	-	-	-
5180MHz	Pass	AV	5.15G	47.07	54.00	-6.93	3	Vertical	203	3.00
5180MHz	Pass	AV	5.1848G	98.95	Inf	-Inf	3	Vertical	203	3.00
5180MHz	Pass	PK	5.1498G	63.29	74.00	-10.71	3	Vertical	203	3.00
5180MHz	Pass	PK	5.1854G	109.02	Inf	-Inf	3	Vertical	203	3.00
5180MHz	Pass	AV	5.1488G	53.73	54.00	-0.27	3	Horizontal	111	2.91
5180MHz	Pass	AV	5.1832G	104.25	Inf	-Inf	3	Horizontal	111	2.91
5180MHz	Pass	PK	5.1486G	72.09	74.00	-1.91	3	Horizontal	111	2.91
5180MHz	Pass	PK	5.1832G	113.97	Inf	-Inf	3	Horizontal	111	2.91
5180MHz	Pass	AV	15.53912G	44.29	54.00	-9.71	3	Vertical	240	3.00
5180MHz	Pass	PK	10.36288G	50.79	68.20	-17.41	3	Vertical	69	1.57
5180MHz	Pass	PK	15.53944G	58.51	74.00	-15.49	3	Vertical	240	3.00
5180MHz	Pass	AV	15.53904G	42.78	54.00	-11.22	3	Horizontal	233	2.70
5180MHz	Pass	PK	10.3648G	51.74	68.20	-16.46	3	Horizontal	35	1.15
5180MHz	Pass	PK	15.53896G	57.11	74.00	-16.89	3	Horizontal	233	2.70
5200MHz	Pass	AV	5.1496G	46.71	54.00	-7.29	3	Vertical	203	3.00
5200MHz	Pass	AV	5.2048G	103.52	Inf	-Inf	3	Vertical	203	3.00
5200MHz	Pass	PK	5.1488G	61.30	74.00	-12.70	3	Vertical	203	3.00
5200MHz	Pass	PK	5.2048G	113.40	Inf	-Inf	3	Vertical	203	3.00
5200MHz	Pass	AV	5.148G	53.30	54.00	-0.70	3	Horizontal	280	2.50
5200MHz	Pass	AV	5.2032G	108.98	Inf	-Inf	3	Horizontal	280	2.50
5200MHz	Pass	PK	5.1428G	68.33	74.00	-5.67	3	Horizontal	280	2.50
5200MHz	Pass	PK	5.198G	118.65	Inf	-Inf	3	Horizontal	280	2.50
5200MHz	Pass	AV	15.59904G	51.85	54.00	-2.15	3	Vertical	241	2.96
5200MHz	Pass	PK	10.3896G	50.89	68.20	-17.31	3	Vertical	33	3.00
5200MHz	Pass	PK	15.5992G	65.30	74.00	-8.70	3	Vertical	241	2.96
5200MHz	Pass	AV	15.59904G	51.11	54.00	-2.89	3	Horizontal	233	2.76
5200MHz	Pass	PK	10.39312G	52.78	68.20	-15.42	3	Horizontal	46	1.00
5200MHz	Pass	PK	15.5992G	64.77	74.00	-9.23	3	Horizontal	233	2.76
5240MHz	Pass	AV	5.1494G	44.27	54.00	-9.73	3	Vertical	210	2.95
5240MHz	Pass	AV	5.2424G	95.68	Inf	-Inf	3	Vertical	210	2.95
5240MHz	Pass	AV	5.3576G	45.19	54.00	-8.81	3	Vertical	210	2.95
5240MHz	Pass	PK	5.1488G	57.52	74.00	-16.48	3	Vertical	210	2.95
5240MHz	Pass	PK	5.2424G	105.72	Inf	-Inf	3	Vertical	210	2.95
5240MHz	Pass	PK	5.363G	59.37	74.00	-14.63	3	Vertical	210	2.95
5240MHz	Pass	AV	5.1476G	45.45	54.00	-8.55	3	Horizontal	279	2.59
5240MHz	Pass	AV	5.243G	109.25	Inf	-Inf	3	Horizontal	279	2.59
5240MHz	Pass	AV	5.3762G	45.74	54.00	-8.26	3	Horizontal	279	2.59
5240MHz	Pass	PK	5.1476G	58.52	74.00	-15.48	3	Horizontal	279	2.59
5240MHz	Pass	PK	5.2382G	119.37	Inf	-Inf	3	Horizontal	279	2.59
5240MHz	Pass	PK	5.354G	59.79	74.00	-14.21	3	Horizontal	279	2.59
5240MHz	Pass	AV	15.72152G	52.15	54.00	-1.85	3	Vertical	229	2.16
5240MHz	Pass	PK	10.48832G	50.78	68.20	-17.42	3	Vertical	220	2.32
5240MHz	Pass	PK	15.722G	66.61	74.00	-7.39	3	Vertical	229	2.16
5240MHz	Pass	AV	15.72144G	53.46	54.00	-0.54	3	Horizontal	231	2.78
5240MHz	Pass	PK	10.47792G	51.69	68.20	-16.51	3	Horizontal	307	1.00
5240MHz	Pass	PK	15.72208G	67.34	74.00	-6.66	3	Horizontal	231	2.78
5260MHz	Pass	AV	5.149G	44.22	54.00	-9.78	3	Vertical	207	2.66
5260MHz	Pass	AV	5.2636G	94.55	Inf	-Inf	3	Vertical	207	2.66
5260MHz	Pass	AV	5.3698G	45.09	54.00	-8.91	3	Vertical	207	2.66
5260MHz	Pass	PK	5.1262G	57.37	74.00	-16.63	3	Vertical	207	2.66
5260MHz	Pass	PK	5.2582G	103.95	Inf	-Inf	3	Vertical	207	2.66
5260MHz	Pass	PK	5.359G	59.01	74.00	-14.99	3	Vertical	207	2.66
5260MHz	Pass	AV	5.1496G	44.61	54.00	-9.39	3	Horizontal	277	2.58
5260MHz	Pass	AV	5.2654G	107.92	Inf	-Inf	3	Horizontal	277	2.58
5260MHz	Pass	AV	5.368G	45.90	54.00	-8.10	3	Horizontal	277	2.58
5260MHz	Pass	PK	5.1226G	58.42	74.00	-15.58	3	Horizontal	277	2.58
5260MHz	Pass	PK	5.2654G	117.97	Inf	-Inf	3	Horizontal	277	2.58
5260MHz	Pass	PK	5.3932G	59.00	74.00	-15.00	3	Horizontal	277	2.58
5260MHz	Pass	AV	15.77904G	51.63	54.00	-2.37	3	Vertical	229	2.23
5260MHz	Pass	PK	10.51664G	51.60	68.20	-16.60	3	Vertical	198	2.90

Mode	Result	Type	Freq (Hz)	Level (dBuV/m)	Limit (dBuV/m)	Margin (dB)	Dist (m)	Condition	Azimuth (°)	Height (m)
5260MHz	Pass	PK	15.77464G	64.98	74.00	-9.02	3	Vertical	229	2.23
5260MHz	Pass	AV	15.77896G	53.90	54.00	-0.10	3	Horizontal	233	2.10
5260MHz	Pass	PK	10.51848G	51.80	68.20	-16.40	3	Horizontal	46	1.00
5260MHz	Pass	PK	15.77912G	67.08	74.00	-6.92	3	Horizontal	233	2.10
5300MHz	Pass	AV	5.3048G	98.01	Inf	-Inf	3	Vertical	163	2.90
5300MHz	Pass	AV	5.3504G	44.91	54.00	-9.09	3	Vertical	163	2.90
5300MHz	Pass	PK	5.2944G	107.66	Inf	-Inf	3	Vertical	163	2.90
5300MHz	Pass	PK	5.3532G	58.02	74.00	-15.98	3	Vertical	163	2.90
5300MHz	Pass	AV	5.3012G	108.52	Inf	-Inf	3	Horizontal	92	1.04
5300MHz	Pass	AV	5.3508G	48.42	54.00	-5.58	3	Horizontal	92	1.04
5300MHz	Pass	PK	5.2964G	118.63	Inf	-Inf	3	Horizontal	92	1.04
5300MHz	Pass	PK	5.3508G	64.50	74.00	-9.50	3	Horizontal	92	1.04
5300MHz	Pass	AV	10.6148G	36.39	54.00	-17.61	3	Vertical	62	1.50
5300MHz	Pass	AV	15.8968G	50.19	54.00	-3.81	3	Vertical	241	2.68
5300MHz	Pass	PK	10.60592G	49.91	74.00	-24.09	3	Vertical	62	1.50
5300MHz	Pass	PK	15.90152G	64.57	74.00	-9.43	3	Vertical	241	2.68
5300MHz	Pass	AV	10.60032G	36.84	54.00	-17.16	3	Horizontal	36	1.01
5300MHz	Pass	AV	15.90144G	53.90	54.00	-0.10	3	Horizontal	225	2.02
5300MHz	Pass	PK	10.61032G	50.60	74.00	-23.40	3	Horizontal	36	1.01
5300MHz	Pass	PK	15.90152G	68.45	74.00	-5.55	3	Horizontal	225	2.02
5320MHz	Pass	AV	5.3148G	96.44	Inf	-Inf	3	Vertical	162	2.87
5320MHz	Pass	AV	5.3502G	46.73	54.00	-7.27	3	Vertical	162	2.87
5320MHz	Pass	PK	5.315G	105.89	Inf	-Inf	3	Vertical	162	2.87
5320MHz	Pass	PK	5.3502G	61.46	74.00	-12.54	3	Vertical	162	2.87
5320MHz	Pass	AV	5.321G	105.99	Inf	-Inf	3	Horizontal	92	1.02
5320MHz	Pass	AV	5.351G	53.72	54.00	-0.28	3	Horizontal	92	1.02
5320MHz	Pass	PK	5.3166G	116.41	Inf	-Inf	3	Horizontal	92	1.02
5320MHz	Pass	PK	5.3512G	69.90	74.00	-4.10	3	Horizontal	92	1.02
5320MHz	Pass	AV	10.63832G	36.84	54.00	-17.16	3	Vertical	206	2.14
5320MHz	Pass	AV	15.95912G	47.44	54.00	-6.56	3	Vertical	243	2.84
5320MHz	Pass	PK	10.64912G	50.81	74.00	-23.19	3	Vertical	206	2.14
5320MHz	Pass	PK	15.95944G	61.61	74.00	-12.39	3	Vertical	243	2.84
5320MHz	Pass	AV	10.65968G	37.06	54.00	-16.94	3	Horizontal	16	1.50
5320MHz	Pass	AV	15.95904G	50.86	54.00	-3.14	3	Horizontal	225	2.00
5320MHz	Pass	PK	10.6308G	50.56	74.00	-23.44	3	Horizontal	16	1.50
5320MHz	Pass	PK	15.95872G	64.28	74.00	-9.72	3	Horizontal	225	2.00
5500MHz	Pass	AV	5.452G	44.06	54.00	-9.94	3	Vertical	224	1.48
5500MHz	Pass	AV	5.4948G	87.05	Inf	-Inf	3	Vertical	224	1.48
5500MHz	Pass	PK	5.465G	58.43	68.20	-9.77	3	Vertical	224	1.48
5500MHz	Pass	PK	5.495G	96.45	Inf	-Inf	3	Vertical	224	1.48
5500MHz	Pass	AV	5.4594G	44.69	54.00	-9.31	3	Horizontal	93	1.06
5500MHz	Pass	AV	5.4944G	102.62	Inf	-Inf	3	Horizontal	93	1.06
5500MHz	Pass	PK	5.47G	61.98	68.20	-6.22	3	Horizontal	93	1.06
5500MHz	Pass	PK	5.4944G	112.52	Inf	-Inf	3	Horizontal	93	1.06
5500MHz	Pass	AV	11.00128G	37.50	54.00	-16.50	3	Vertical	347	3.00
5500MHz	Pass	PK	10.99808G	51.51	74.00	-22.49	3	Vertical	347	3.00
5500MHz	Pass	PK	16.50024G	67.98	68.20	-0.22	3	Vertical	6	2.63
5500MHz	Pass	AV	10.9804G	36.93	54.00	-17.07	3	Horizontal	279	1.50
5500MHz	Pass	PK	11.00272G	51.51	74.00	-22.49	3	Horizontal	279	1.50
5500MHz	Pass	PK	16.49936G	68.10	68.20	-0.10	3	Horizontal	317	1.92
5580MHz	Pass	AV	5.46G	44.06	54.00	-9.94	3	Vertical	223	1.65
5580MHz	Pass	AV	5.586G	89.88	Inf	-Inf	3	Vertical	223	1.65
5580MHz	Pass	PK	5.4678G	57.67	68.20	-10.53	3	Vertical	223	1.65
5580MHz	Pass	PK	5.5866G	99.37	Inf	-Inf	3	Vertical	223	1.65
5580MHz	Pass	PK	5.7264G	58.00	68.20	-10.20	3	Vertical	223	1.65
5580MHz	Pass	AV	5.46G	44.44	54.00	-9.56	3	Horizontal	91	1.16
5580MHz	Pass	AV	5.5794G	105.13	Inf	-Inf	3	Horizontal	91	1.16
5580MHz	Pass	PK	5.4618G	58.15	68.20	-10.05	3	Horizontal	91	1.16
5580MHz	Pass	PK	5.5848G	114.63	Inf	-Inf	3	Horizontal	91	1.16
5580MHz	Pass	PK	5.7288G	58.08	68.20	-10.12	3	Horizontal	91	1.16
5580MHz	Pass	AV	11.1612G	41.11	54.00	-12.89	3	Vertical	343	2.96
5580MHz	Pass	PK	11.15656G	54.95	74.00	-19.05	3	Vertical	343	2.96

Mode	Result	Type	Freq (Hz)	Level (dBuV/m)	Limit (dBuV/m)	Margin (dB)	Dist (m)	Condition	Azimuth (°)	Height (m)
5580MHz	Pass	PK	16.7396G	66.11	68.20	-2.09	3	Vertical	23	1.89
5580MHz	Pass	AV	11.16008G	38.20	54.00	-15.80	3	Horizontal	322	1.02
5580MHz	Pass	PK	11.15544G	51.43	74.00	-22.57	3	Horizontal	322	1.02
5580MHz	Pass	PK	16.7404G	67.94	68.20	-0.26	3	Horizontal	349	1.00
5700MHz	Pass	AV	5.7028G	100.34	Inf	-Inf	3	Vertical	7	2.94
5700MHz	Pass	PK	5.698G	110.50	Inf	-Inf	3	Vertical	7	2.94
5700MHz	Pass	PK	5.7276G	63.65	68.20	-4.55	3	Vertical	7	2.94
5700MHz	Pass	AV	5.6992G	101.84	Inf	-Inf	3	Horizontal	93	1.00
5700MHz	Pass	PK	5.7056G	111.44	Inf	-Inf	3	Horizontal	93	1.00
5700MHz	Pass	PK	5.7252G	67.90	68.20	-0.30	3	Horizontal	93	1.00
5700MHz	Pass	AV	11.40104G	41.31	54.00	-12.69	3	Vertical	344	2.92
5700MHz	Pass	PK	11.39632G	56.75	74.00	-17.25	3	Vertical	344	2.92
5700MHz	Pass	PK	17.10128G	65.20	68.20	-3.00	3	Vertical	191	2.86
5700MHz	Pass	AV	11.40016G	39.19	54.00	-14.81	3	Horizontal	322	2.04
5700MHz	Pass	PK	11.39552G	52.85	74.00	-21.15	3	Horizontal	322	2.04
5700MHz	Pass	PK	17.10192G	64.73	68.20	-3.47	3	Horizontal	360	1.86
5745MHz	Pass	AV	5.7462G	91.50	Inf	-Inf	3	Vertical	202	3.00
5745MHz	Pass	PK	5.6238G	58.00	68.20	-10.20	3	Vertical	202	3.00
5745MHz	Pass	PK	5.7402G	101.00	Inf	-Inf	3	Vertical	202	3.00
5745MHz	Pass	PK	6.0042G	59.64	68.20	-8.56	3	Vertical	202	3.00
5745MHz	Pass	AV	5.751G	99.47	Inf	-Inf	3	Horizontal	333	1.36
5745MHz	Pass	PK	5.4618G	58.27	68.20	-9.93	3	Horizontal	333	1.36
5745MHz	Pass	PK	5.751G	109.76	Inf	-Inf	3	Horizontal	333	1.36
5745MHz	Pass	PK	5.949G	59.95	68.20	-8.25	3	Horizontal	333	1.36
5745MHz	Pass	AV	11.49016G	41.28	54.00	-12.72	3	Vertical	343	2.89
5745MHz	Pass	PK	11.49104G	55.54	74.00	-18.46	3	Vertical	343	2.89
5745MHz	Pass	PK	17.2242G	64.76	68.20	-3.44	3	Vertical	193	3.00
5745MHz	Pass	AV	11.49008G	38.03	54.00	-15.97	3	Horizontal	34	1.03
5745MHz	Pass	PK	11.49008G	51.57	74.00	-22.43	3	Horizontal	34	1.03
5745MHz	Pass	PK	17.2342G	68.03	68.20	-0.17	3	Horizontal	200	2.00
5785MHz	Pass	AV	5.7874G	100.36	Inf	-Inf	3	Vertical	10	3.00
5785MHz	Pass	PK	5.6506G	58.45	68.64	-10.19	3	Vertical	10	3.00
5785MHz	Pass	PK	5.7826G	110.27	Inf	-Inf	3	Vertical	10	3.00
5785MHz	Pass	PK	5.929G	60.65	68.20	-7.55	3	Vertical	10	3.00
5785MHz	Pass	AV	5.791G	100.51	Inf	-Inf	3	Horizontal	333	1.18
5785MHz	Pass	PK	5.617G	58.08	68.20	-10.12	3	Horizontal	333	1.18
5785MHz	Pass	PK	5.791G	110.60	Inf	-Inf	3	Horizontal	333	1.18
5785MHz	Pass	PK	5.959G	59.99	68.20	-8.21	3	Horizontal	333	1.18
5785MHz	Pass	AV	11.56992G	37.89	54.00	-16.11	3	Vertical	215	2.81
5785MHz	Pass	PK	11.57032G	52.13	74.00	-21.87	3	Vertical	215	2.81
5785MHz	Pass	PK	17.35428G	64.70	68.20	-3.50	3	Vertical	233	2.08
5785MHz	Pass	AV	11.55016G	36.99	54.00	-17.01	3	Horizontal	75	1.50
5785MHz	Pass	PK	11.5704G	50.98	74.00	-23.02	3	Horizontal	75	1.50
5785MHz	Pass	PK	17.34596G	67.83	68.20	-0.37	3	Horizontal	212	2.49
5825MHz	Pass	AV	5.8274G	100.18	Inf	-Inf	3	Vertical	7	2.95
5825MHz	Pass	PK	5.579G	59.24	68.20	-8.96	3	Vertical	7	2.95
5825MHz	Pass	PK	5.8226G	110.06	Inf	-Inf	3	Vertical	7	2.95
5825MHz	Pass	PK	6.0002G	61.12	68.20	-7.08	3	Vertical	7	2.95
5825MHz	Pass	AV	5.8262G	100.45	Inf	-Inf	3	Horizontal	332	1.23
5825MHz	Pass	PK	5.5778G	58.61	68.20	-9.59	3	Horizontal	332	1.23
5825MHz	Pass	PK	5.831G	110.61	Inf	-Inf	3	Horizontal	332	1.23
5825MHz	Pass	PK	6.0038G	59.71	68.20	-8.49	3	Horizontal	332	1.23
5825MHz	Pass	AV	11.65104G	39.63	54.00	-14.37	3	Vertical	346	2.88
5825MHz	Pass	PK	11.65144G	53.98	74.00	-20.02	3	Vertical	346	2.88
5825MHz	Pass	PK	17.4662G	65.03	68.20	-3.17	3	Vertical	196	2.08
5825MHz	Pass	AV	11.6412G	36.71	54.00	-17.29	3	Horizontal	48	1.50
5825MHz	Pass	PK	11.65568G	50.58	74.00	-23.42	3	Horizontal	48	1.50
5825MHz	Pass	PK	17.4662G	67.84	68.20	-0.36	3	Horizontal	212	2.00
802.11ac VHT20_Nss1,(MCS0)_2TX	-	-	-	-	-	-	-	-	-	-
5180MHz	Pass	AV	5.15G	47.57	54.00	-6.43	3	Vertical	177	3.00
5180MHz	Pass	AV	5.1816G	93.99	Inf	-Inf	3	Vertical	177	3.00
5180MHz	Pass	PK	5.148G	63.31	74.00	-10.69	3	Vertical	177	3.00

Mode	Result	Type	Freq (Hz)	Level (dBuV/m)	Limit (dBuV/m)	Margin (dB)	Dist (m)	Condition	Azimuth (°)	Height (m)
5180MHz	Pass	PK	5.1784G	105.37	Inf	-Inf	3	Vertical	177	3.00
5180MHz	Pass	AV	5.15G	53.34	54.00	-0.66	3	Horizontal	321	1.04
5180MHz	Pass	AV	5.1782G	101.78	Inf	-Inf	3	Horizontal	321	1.04
5180MHz	Pass	PK	5.15G	70.58	74.00	-3.42	3	Horizontal	321	1.04
5180MHz	Pass	PK	5.176G	113.61	Inf	-Inf	3	Horizontal	321	1.04
5180MHz	Pass	AV	15.5439G	43.05	54.00	-10.95	3	Vertical	239	2.59
5180MHz	Pass	PK	10.36318G	50.43	68.20	-17.77	3	Vertical	184	1.50
5180MHz	Pass	PK	15.54654G	58.63	74.00	-15.37	3	Vertical	239	2.59
5180MHz	Pass	AV	15.54384G	40.42	54.00	-13.58	3	Horizontal	225	2.14
5180MHz	Pass	PK	10.35424G	50.96	68.20	-17.24	3	Horizontal	38	2.00
5180MHz	Pass	PK	15.5355G	54.36	74.00	-19.64	3	Horizontal	225	2.14
5200MHz	Pass	AV	5.15G	46.31	54.00	-7.69	3	Vertical	157	1.80
5200MHz	Pass	AV	5.1984G	95.34	Inf	-Inf	3	Vertical	157	1.80
5200MHz	Pass	PK	5.1452G	60.69	74.00	-13.31	3	Vertical	157	1.80
5200MHz	Pass	PK	5.196G	106.74	Inf	-Inf	3	Vertical	157	1.80
5200MHz	Pass	AV	5.15G	53.63	54.00	-0.37	3	Horizontal	322	1.00
5200MHz	Pass	AV	5.198G	105.77	Inf	-Inf	3	Horizontal	322	1.00
5200MHz	Pass	PK	5.1484G	71.51	74.00	-2.49	3	Horizontal	322	1.00
5200MHz	Pass	PK	5.1984G	117.87	Inf	-Inf	3	Horizontal	322	1.00
5200MHz	Pass	AV	15.5958G	50.72	54.00	-3.28	3	Vertical	240	2.97
5200MHz	Pass	PK	10.39328G	50.39	68.20	-17.81	3	Vertical	322	1.00
5200MHz	Pass	PK	15.60078G	65.66	74.00	-8.34	3	Vertical	240	2.97
5200MHz	Pass	AV	15.59586G	47.59	54.00	-6.41	3	Horizontal	234	3.00
5200MHz	Pass	PK	10.3988G	51.65	68.20	-16.55	3	Horizontal	37	1.05
5200MHz	Pass	PK	15.60078G	61.29	74.00	-12.71	3	Horizontal	234	3.00
5240MHz	Pass	AV	5.15G	45.57	54.00	-8.43	3	Vertical	324	1.08
5240MHz	Pass	AV	5.237G	106.91	Inf	-Inf	3	Vertical	324	1.08
5240MHz	Pass	AV	5.3516G	45.63	54.00	-8.37	3	Vertical	324	1.08
5240MHz	Pass	PK	5.1392G	59.98	74.00	-14.02	3	Vertical	324	1.08
5240MHz	Pass	PK	5.2358G	118.45	Inf	-Inf	3	Vertical	324	1.08
5240MHz	Pass	PK	5.3726G	58.76	74.00	-15.24	3	Vertical	324	1.08
5240MHz	Pass	AV	5.15G	45.52	54.00	-8.48	3	Horizontal	324	1.08
5240MHz	Pass	AV	5.237G	106.88	Inf	-Inf	3	Horizontal	324	1.08
5240MHz	Pass	AV	5.35G	45.59	54.00	-8.41	3	Horizontal	324	1.08
5240MHz	Pass	PK	5.1398G	59.75	74.00	-14.25	3	Horizontal	324	1.08
5240MHz	Pass	PK	5.2388G	118.60	Inf	-Inf	3	Horizontal	324	1.08
5240MHz	Pass	PK	5.3624G	59.17	74.00	-14.83	3	Horizontal	324	1.08
5240MHz	Pass	AV	15.71584G	51.71	54.00	-2.29	3	Vertical	240	2.16
5240MHz	Pass	PK	10.47936G	51.58	68.20	-16.62	3	Vertical	84	1.29
5240MHz	Pass	PK	15.72672G	66.57	74.00	-7.43	3	Vertical	240	2.16
5240MHz	Pass	AV	15.71576G	50.90	54.00	-3.10	3	Horizontal	231	3.00
5240MHz	Pass	PK	10.47452G	51.82	68.20	-16.38	3	Horizontal	35	1.00
5240MHz	Pass	PK	15.7156G	65.70	74.00	-8.30	3	Horizontal	231	3.00
5260MHz	Pass	AV	5.15G	44.17	54.00	-9.83	3	Vertical	19	2.93
5260MHz	Pass	AV	5.2576G	105.01	Inf	-Inf	3	Vertical	19	2.93
5260MHz	Pass	AV	5.3728G	45.29	54.00	-8.71	3	Vertical	19	2.93
5260MHz	Pass	PK	5.1286G	58.91	74.00	-15.09	3	Vertical	19	2.93
5260MHz	Pass	PK	5.2558G	116.32	Inf	-Inf	3	Vertical	19	2.93
5260MHz	Pass	PK	5.3596G	59.04	74.00	-14.96	3	Vertical	19	2.93
5260MHz	Pass	AV	5.1496G	44.47	54.00	-9.53	3	Horizontal	323	1.05
5260MHz	Pass	AV	5.2582G	107.31	Inf	-Inf	3	Horizontal	323	1.05
5260MHz	Pass	AV	5.3698G	45.73	54.00	-8.27	3	Horizontal	323	1.05
5260MHz	Pass	PK	5.1424G	58.09	74.00	-15.91	3	Horizontal	323	1.05
5260MHz	Pass	PK	5.2588G	119.04	Inf	-Inf	3	Horizontal	323	1.05
5260MHz	Pass	PK	5.371G	58.88	74.00	-15.12	3	Horizontal	323	1.05
5260MHz	Pass	AV	15.7758G	48.23	54.00	-5.77	3	Vertical	235	3.00
5260MHz	Pass	PK	10.5176G	50.67	68.20	-17.53	3	Vertical	234	1.50
5260MHz	Pass	PK	15.78688G	62.96	74.00	-11.04	3	Vertical	235	3.00
5260MHz	Pass	AV	15.7782G	52.31	54.00	-1.69	3	Horizontal	234	2.04
5260MHz	Pass	PK	10.51388G	50.79	68.20	-17.41	3	Horizontal	34	2.02
5260MHz	Pass	PK	15.77864G	66.17	74.00	-7.83	3	Horizontal	234	2.04
5300MHz	Pass	AV	5.2984G	96.78	Inf	-Inf	3	Vertical	158	1.84

Mode	Result	Type	Freq (Hz)	Level (dBuV/m)	Limit (dBuV/m)	Margin (dB)	Dist (m)	Condition	Azimuth (°)	Height (m)
5300MHz	Pass	AV	5.35G	44.78	54.00	-9.22	3	Vertical	158	1.84
5300MHz	Pass	PK	5.2988G	109.00	Inf	-Inf	3	Vertical	158	1.84
5300MHz	Pass	PK	5.3748G	58.19	74.00	-15.81	3	Vertical	158	1.84
5300MHz	Pass	AV	5.2984G	106.01	Inf	-Inf	3	Horizontal	322	1.06
5300MHz	Pass	AV	5.35G	48.04	54.00	-5.96	3	Horizontal	322	1.06
5300MHz	Pass	PK	5.2988G	118.29	Inf	-Inf	3	Horizontal	322	1.06
5300MHz	Pass	PK	5.3508G	66.81	74.00	-7.19	3	Horizontal	322	1.06
5300MHz	Pass	AV	10.61074G	36.94	54.00	-17.06	3	Vertical	47	2.97
5300MHz	Pass	AV	15.8982G	48.94	54.00	-5.06	3	Vertical	223	2.91
5300MHz	Pass	PK	10.5877G	49.80	68.20	-18.40	3	Vertical	47	2.97
5300MHz	Pass	PK	15.906G	63.15	74.00	-10.85	3	Vertical	223	2.91
5300MHz	Pass	AV	10.6138G	36.68	54.00	-17.32	3	Horizontal	106	1.50
5300MHz	Pass	AV	15.8982G	53.83	54.00	-0.17	3	Horizontal	234	1.98
5300MHz	Pass	PK	10.6057G	50.40	74.00	-23.60	3	Horizontal	106	1.50
5300MHz	Pass	PK	15.90696G	67.86	74.00	-6.14	3	Horizontal	234	1.98
5320MHz	Pass	AV	5.313G	91.56	Inf	-Inf	3	Vertical	166	1.56
5320MHz	Pass	AV	5.35G	44.74	54.00	-9.26	3	Vertical	166	1.56
5320MHz	Pass	PK	5.3136G	103.35	Inf	-Inf	3	Vertical	166	1.56
5320MHz	Pass	PK	5.3584G	58.55	74.00	-15.45	3	Vertical	166	1.56
5320MHz	Pass	AV	5.3172G	103.78	Inf	-Inf	3	Horizontal	320	1.03
5320MHz	Pass	AV	5.35G	53.16	54.00	-0.84	3	Horizontal	320	1.03
5320MHz	Pass	PK	5.3186G	116.14	Inf	-Inf	3	Horizontal	320	1.03
5320MHz	Pass	PK	5.3518G	68.13	74.00	-5.87	3	Horizontal	320	1.03
5320MHz	Pass	AV	10.6367G	37.17	54.00	-16.83	3	Vertical	246	1.50
5320MHz	Pass	AV	15.95808G	45.93	54.00	-8.07	3	Vertical	230	1.98
5320MHz	Pass	PK	10.63568G	50.55	74.00	-23.45	3	Vertical	246	1.50
5320MHz	Pass	PK	15.94998G	60.59	74.00	-13.41	3	Vertical	230	1.98
5320MHz	Pass	AV	10.63976G	37.72	54.00	-16.28	3	Horizontal	34	2.06
5320MHz	Pass	AV	15.95802G	49.39	54.00	-4.61	3	Horizontal	226	2.06
5320MHz	Pass	PK	10.63358G	50.45	74.00	-23.55	3	Horizontal	34	2.06
5320MHz	Pass	PK	15.96672G	64.81	74.00	-9.19	3	Horizontal	226	2.06
5500MHz	Pass	AV	5.4518G	44.05	54.00	-9.95	3	Vertical	138	3.00
5500MHz	Pass	AV	5.503G	89.32	Inf	-Inf	3	Vertical	138	3.00
5500MHz	Pass	PK	5.465G	58.07	68.20	-10.13	3	Vertical	138	3.00
5500MHz	Pass	PK	5.4986G	101.21	Inf	-Inf	3	Vertical	138	3.00
5500MHz	Pass	AV	5.46G	44.73	54.00	-9.27	3	Horizontal	75	1.02
5500MHz	Pass	AV	5.5016G	101.50	Inf	-Inf	3	Horizontal	75	1.02
5500MHz	Pass	PK	5.47G	66.66	68.20	-1.54	3	Horizontal	75	1.02
5500MHz	Pass	PK	5.4986G	113.92	Inf	-Inf	3	Horizontal	75	1.02
5500MHz	Pass	AV	10.99984G	38.17	54.00	-15.83	3	Vertical	334	2.05
5500MHz	Pass	PK	11.0004G	51.43	74.00	-22.57	3	Vertical	334	2.05
5500MHz	Pass	PK	16.49868G	64.48	68.20	-3.72	3	Vertical	24	1.95
5500MHz	Pass	AV	11.00004G	37.31	54.00	-16.69	3	Horizontal	227	2.98
5500MHz	Pass	PK	11.00628G	50.76	74.00	-23.24	3	Horizontal	227	2.98
5500MHz	Pass	PK	16.49852G	66.05	68.20	-2.15	3	Horizontal	350	1.00
5580MHz	Pass	AV	5.4408G	44.02	54.00	-9.98	3	Vertical	192	1.25
5580MHz	Pass	AV	5.583G	90.73	Inf	-Inf	3	Vertical	192	1.25
5580MHz	Pass	PK	5.463G	57.18	68.20	-11.02	3	Vertical	192	1.25
5580MHz	Pass	PK	5.5836G	101.71	Inf	-Inf	3	Vertical	192	1.25
5580MHz	Pass	PK	5.7282G	57.68	68.20	-10.52	3	Vertical	192	1.25
5580MHz	Pass	AV	5.4498G	44.33	54.00	-9.67	3	Horizontal	96	1.05
5580MHz	Pass	AV	5.583G	105.05	Inf	-Inf	3	Horizontal	96	1.05
5580MHz	Pass	PK	5.463G	57.19	68.20	-11.01	3	Horizontal	96	1.05
5580MHz	Pass	PK	5.5788G	117.11	Inf	-Inf	3	Horizontal	96	1.05
5580MHz	Pass	PK	5.7288G	57.79	68.20	-10.41	3	Horizontal	96	1.05
5580MHz	Pass	AV	10.99992G	38.18	54.00	-15.82	3	Vertical	221	2.71
5580MHz	Pass	PK	10.99644G	50.84	74.00	-23.16	3	Vertical	221	2.71
5580MHz	Pass	PK	16.74624G	65.24	68.20	-2.96	3	Vertical	246	2.57
5580MHz	Pass	AV	10.99992G	38.17	54.00	-15.83	3	Horizontal	130	2.67
5580MHz	Pass	PK	11.00864G	50.71	74.00	-23.29	3	Horizontal	130	2.67
5580MHz	Pass	PK	16.7492G	67.70	68.20	-0.50	3	Horizontal	355	1.97
5700MHz	Pass	AV	5.6984G	98.18	Inf	-Inf	3	Vertical	20	2.92

Mode	Result	Type	Freq (Hz)	Level (dBuV/m)	Limit (dBuV/m)	Margin (dB)	Dist (m)	Condition	Azimuth (°)	Height (m)
5700MHz	Pass	PK	5.698G	110.17	Inf	-Inf	3	Vertical	20	2.92
5700MHz	Pass	PK	5.7252G	62.46	68.20	-5.74	3	Vertical	20	2.92
5700MHz	Pass	AV	5.6984G	101.68	Inf	-Inf	3	Horizontal	93	1.01
5700MHz	Pass	PK	5.696G	113.99	Inf	-Inf	3	Horizontal	93	1.01
5700MHz	Pass	PK	5.7276G	67.29	68.20	-0.91	3	Horizontal	93	1.01
5700MHz	Pass	AV	11.4064G	38.01	54.00	-15.99	3	Vertical	137	1.20
5700MHz	Pass	PK	11.40304G	51.46	74.00	-22.54	3	Vertical	137	1.20
5700MHz	Pass	PK	17.10652G	58.51	68.20	-9.69	3	Vertical	196	1.84
5700MHz	Pass	AV	11.40312G	37.78	54.00	-16.22	3	Horizontal	10	2.44
5700MHz	Pass	PK	11.3968G	50.83	74.00	-23.17	3	Horizontal	10	2.44
5700MHz	Pass	PK	17.10424G	62.42	68.20	-5.78	3	Horizontal	352	1.98
5745MHz	Pass	AV	5.7474G	99.24	Inf	-Inf	3	Vertical	13	3.00
5745MHz	Pass	PK	5.5386G	58.36	68.20	-9.84	3	Vertical	13	3.00
5745MHz	Pass	PK	5.7438G	110.57	Inf	-Inf	3	Vertical	13	3.00
5745MHz	Pass	PK	5.9646G	59.93	68.20	-8.27	3	Vertical	13	3.00
5745MHz	Pass	AV	5.7474G	102.16	Inf	-Inf	3	Horizontal	64	1.02
5745MHz	Pass	PK	5.6022G	58.85	68.20	-9.35	3	Horizontal	64	1.02
5745MHz	Pass	PK	5.7426G	113.87	Inf	-Inf	3	Horizontal	64	1.02
5745MHz	Pass	PK	5.997G	61.02	68.20	-7.18	3	Horizontal	64	1.02
5745MHz	Pass	AV	11.48988G	37.29	54.00	-16.71	3	Vertical	100	2.89
5745MHz	Pass	PK	11.49696G	50.66	74.00	-23.34	3	Vertical	100	2.89
5745MHz	Pass	PK	17.2338G	63.86	68.20	-4.34	3	Vertical	189	1.96
5745MHz	Pass	AV	11.488G	37.26	54.00	-16.74	3	Horizontal	243	1.59
5745MHz	Pass	PK	11.49592G	50.01	74.00	-23.99	3	Horizontal	243	1.59
5745MHz	Pass	PK	17.23388G	67.78	68.20	-0.42	3	Horizontal	218	1.85
5785MHz	Pass	AV	5.7898G	96.34	Inf	-Inf	3	Vertical	39	2.97
5785MHz	Pass	PK	5.5894G	57.94	68.20	-10.26	3	Vertical	39	2.97
5785MHz	Pass	PK	5.7826G	108.09	Inf	-Inf	3	Vertical	39	2.97
5785MHz	Pass	PK	5.9818G	60.06	68.20	-8.14	3	Vertical	39	2.97
5785MHz	Pass	AV	5.7838G	100.48	Inf	-Inf	3	Horizontal	65	1.00
5785MHz	Pass	PK	5.6326G	57.95	68.20	-10.25	3	Horizontal	65	1.00
5785MHz	Pass	PK	5.7838G	112.07	Inf	-Inf	3	Horizontal	65	1.00
5785MHz	Pass	PK	5.989G	60.08	68.20	-8.12	3	Horizontal	65	1.00
5785MHz	Pass	AV	11.56268G	36.86	54.00	-17.14	3	Vertical	209	2.64
5785MHz	Pass	PK	11.57328G	49.95	74.00	-24.05	3	Vertical	209	2.64
5785MHz	Pass	PK	17.35444G	63.20	68.20	-5.00	3	Vertical	188	2.40
5785MHz	Pass	AV	11.56056G	36.86	54.00	-17.14	3	Horizontal	127	1.39
5785MHz	Pass	PK	11.57248G	49.60	74.00	-24.40	3	Horizontal	127	1.39
5785MHz	Pass	PK	17.35408G	68.06	68.20	-0.14	3	Horizontal	341	1.92
5825MHz	Pass	AV	5.8238G	96.39	Inf	-Inf	3	Vertical	38	2.94
5825MHz	Pass	PK	5.5562G	57.83	68.20	-10.37	3	Vertical	38	2.94
5825MHz	Pass	PK	5.8226G	108.34	Inf	-Inf	3	Vertical	38	2.94
5825MHz	Pass	PK	5.9342G	59.81	68.20	-8.39	3	Vertical	38	2.94
5825MHz	Pass	AV	5.8262G	100.71	Inf	-Inf	3	Horizontal	63	1.05
5825MHz	Pass	PK	5.6474G	58.11	68.20	-10.09	3	Horizontal	63	1.05
5825MHz	Pass	PK	5.8238G	112.97	Inf	-Inf	3	Horizontal	63	1.05
5825MHz	Pass	PK	6.0374G	60.38	68.20	-7.82	3	Horizontal	63	1.05
5825MHz	Pass	AV	11.64984G	39.23	54.00	-14.77	3	Vertical	343	2.95
5825MHz	Pass	PK	11.65032G	52.64	74.00	-21.36	3	Vertical	343	2.95
5825MHz	Pass	PK	17.47416G	63.48	68.20	-4.72	3	Vertical	234	2.03
5825MHz	Pass	AV	11.64436G	36.72	54.00	-17.28	3	Horizontal	33	1.50
5825MHz	Pass	PK	11.64532G	50.40	74.00	-23.60	3	Horizontal	33	1.50
5825MHz	Pass	PK	17.47416G	67.30	68.20	-0.90	3	Horizontal	337	1.93
802.11ac VHT40_Nss1,(MCS0)_2TX	-	-	-	-	-	-	-	-	-	-
5190MHz	Pass	AV	5.1496G	45.91	54.00	-8.09	3	Vertical	164	3.00
5190MHz	Pass	AV	5.1936G	90.50	Inf	-Inf	3	Vertical	164	3.00
5190MHz	Pass	PK	5.1468G	61.52	74.00	-12.48	3	Vertical	164	3.00
5190MHz	Pass	PK	5.1948G	101.77	Inf	-Inf	3	Vertical	164	3.00
5190MHz	Pass	AV	5.15G	53.90	54.00	-0.10	3	Horizontal	279	1.02
5190MHz	Pass	AV	5.1936G	100.13	Inf	-Inf	3	Horizontal	279	1.02
5190MHz	Pass	PK	5.1464G	71.99	74.00	-2.01	3	Horizontal	279	1.02
5190MHz	Pass	PK	5.1972G	111.43	Inf	-Inf	3	Horizontal	279	1.02

Mode	Result	Type	Freq (Hz)	Level (dBuV/m)	Limit (dBuV/m)	Margin (dB)	Dist (m)	Condition	Azimuth (°)	Height (m)
5190MHz	Pass	AV	15.562G	37.95	54.00	-16.05	3	Vertical	104	2.88
5190MHz	Pass	PK	10.39272G	51.00	68.20	-17.20	3	Vertical	204	1.50
5190MHz	Pass	PK	15.57216G	51.23	74.00	-22.77	3	Vertical	104	2.88
5190MHz	Pass	AV	15.56048G	37.37	54.00	-16.63	3	Horizontal	1	2.36
5190MHz	Pass	PK	10.37256G	51.33	68.20	-16.87	3	Horizontal	35	2.05
5190MHz	Pass	PK	15.56664G	50.42	74.00	-23.58	3	Horizontal	1	2.36
5230MHz	Pass	AV	5.1492G	47.36	54.00	-6.64	3	Vertical	19	2.95
5230MHz	Pass	AV	5.2376G	101.19	Inf	-Inf	3	Vertical	19	2.95
5230MHz	Pass	PK	5.1496G	61.77	74.00	-12.23	3	Vertical	19	2.95
5230MHz	Pass	PK	5.2372G	112.69	Inf	-Inf	3	Vertical	19	2.95
5230MHz	Pass	AV	5.15G	53.89	54.00	-0.11	3	Horizontal	321	1.10
5230MHz	Pass	AV	5.2336G	103.69	Inf	-Inf	3	Horizontal	321	1.10
5230MHz	Pass	PK	5.15G	68.38	74.00	-5.62	3	Horizontal	321	1.10
5230MHz	Pass	PK	5.232G	114.83	Inf	-Inf	3	Horizontal	321	1.10
5230MHz	Pass	AV	15.6936G	49.52	54.00	-4.48	3	Vertical	241	2.61
5230MHz	Pass	PK	10.46216G	50.85	68.20	-17.35	3	Vertical	99	1.50
5230MHz	Pass	PK	15.70552G	61.93	74.00	-12.07	3	Vertical	241	2.61
5230MHz	Pass	AV	15.69336G	47.81	54.00	-6.19	3	Horizontal	231	3.00
5230MHz	Pass	PK	10.45256G	51.17	68.20	-17.03	3	Horizontal	36	1.10
5230MHz	Pass	PK	15.6916G	60.54	74.00	-13.46	3	Horizontal	231	3.00
5270MHz	Pass	AV	5.266G	101.45	Inf	-Inf	3	Vertical	21	2.93
5270MHz	Pass	AV	5.35G	47.64	54.00	-6.36	3	Vertical	21	2.93
5270MHz	Pass	PK	5.2616G	112.56	Inf	-Inf	3	Vertical	21	2.93
5270MHz	Pass	PK	5.35G	62.21	74.00	-11.79	3	Vertical	21	2.93
5270MHz	Pass	AV	5.266G	104.54	Inf	-Inf	3	Horizontal	321	1.00
5270MHz	Pass	AV	5.35G	52.63	54.00	-1.37	3	Horizontal	321	1.00
5270MHz	Pass	PK	5.2672G	115.90	Inf	-Inf	3	Horizontal	321	1.00
5270MHz	Pass	PK	5.3516G	67.70	74.00	-6.30	3	Horizontal	321	1.00
5270MHz	Pass	AV	15.81328G	48.87	54.00	-5.13	3	Vertical	233	2.15
5270MHz	Pass	PK	10.52896G	51.81	68.20	-16.39	3	Vertical	262	1.49
5270MHz	Pass	PK	15.81184G	62.15	74.00	-11.85	3	Vertical	233	2.15
5270MHz	Pass	AV	15.81352G	50.08	54.00	-3.92	3	Horizontal	225	2.03
5270MHz	Pass	PK	10.5264G	51.53	68.20	-16.67	3	Horizontal	36	1.50
5270MHz	Pass	PK	15.8256G	64.45	74.00	-9.55	3	Horizontal	225	2.03
5310MHz	Pass	AV	5.3084G	87.53	Inf	-Inf	3	Vertical	166	1.56
5310MHz	Pass	AV	5.35G	45.29	54.00	-8.71	3	Vertical	166	1.56
5310MHz	Pass	PK	5.3116G	98.62	Inf	-Inf	3	Vertical	166	1.56
5310MHz	Pass	PK	5.3512G	58.56	74.00	-15.44	3	Vertical	166	1.56
5310MHz	Pass	AV	5.306G	99.22	Inf	-Inf	3	Horizontal	321	1.01
5310MHz	Pass	AV	5.35G	53.37	54.00	-0.63	3	Horizontal	321	1.01
5310MHz	Pass	PK	5.3144G	110.47	Inf	-Inf	3	Horizontal	321	1.01
5310MHz	Pass	PK	5.3516G	71.57	74.00	-2.43	3	Horizontal	321	1.01
5310MHz	Pass	AV	10.63608G	36.91	54.00	-17.09	3	Vertical	11	1.50
5310MHz	Pass	AV	15.9332G	41.20	54.00	-12.80	3	Vertical	244	2.58
5310MHz	Pass	PK	10.62536G	49.74	74.00	-24.26	3	Vertical	11	1.50
5310MHz	Pass	PK	15.92856G	54.03	74.00	-19.97	3	Vertical	244	2.58
5310MHz	Pass	AV	10.63656G	36.84	54.00	-17.16	3	Horizontal	251	1.50
5310MHz	Pass	AV	15.93336G	44.25	54.00	-9.75	3	Horizontal	225	2.02
5310MHz	Pass	PK	10.63256G	50.15	74.00	-23.85	3	Horizontal	251	1.50
5310MHz	Pass	PK	15.9272G	57.55	74.00	-16.45	3	Horizontal	225	2.02
5510MHz	Pass	AV	5.46G	44.55	54.00	-9.45	3	Vertical	137	3.00
5510MHz	Pass	AV	5.506G	85.98	Inf	-Inf	3	Vertical	137	3.00
5510MHz	Pass	PK	5.4672G	58.96	68.20	-9.24	3	Vertical	137	3.00
5510MHz	Pass	PK	5.5148G	97.49	Inf	-Inf	3	Vertical	137	3.00
5510MHz	Pass	AV	5.46G	49.09	54.00	-4.91	3	Horizontal	285	1.00
5510MHz	Pass	AV	5.5112G	99.01	Inf	-Inf	3	Horizontal	285	1.00
5510MHz	Pass	PK	5.47G	68.03	68.20	-0.17	3	Horizontal	285	1.00
5510MHz	Pass	PK	5.502G	110.65	Inf	-Inf	3	Horizontal	285	1.00
5510MHz	Pass	AV	11.02G	37.61	54.00	-16.39	3	Vertical	336	2.14
5510MHz	Pass	PK	11.00928G	52.05	74.00	-21.95	3	Vertical	336	2.14
5510MHz	Pass	PK	16.52776G	59.71	68.20	-8.49	3	Vertical	24	1.87
5510MHz	Pass	AV	11.00304G	37.01	54.00	-16.99	3	Horizontal	25	1.50

Mode	Result	Type	Freq (Hz)	Level (dBuV/m)	Limit (dBuV/m)	Margin (dB)	Dist (m)	Condition	Azimuth (°)	Height (m)
5510MHz	Pass	PK	11.00344G	50.79	74.00	-23.21	3	Horizontal	25	1.50
5510MHz	Pass	PK	16.52752G	61.37	68.20	-6.83	3	Horizontal	350	1.08
5550MHz	Pass	AV	5.4584G	44.19	54.00	-9.81	3	Vertical	224	1.36
5550MHz	Pass	AV	5.556G	89.36	Inf	-Inf	3	Vertical	224	1.36
5550MHz	Pass	PK	5.4624G	57.70	68.20	-10.50	3	Vertical	224	1.36
5550MHz	Pass	PK	5.5568G	100.94	Inf	-Inf	3	Vertical	224	1.36
5550MHz	Pass	AV	5.4592G	47.38	54.00	-6.62	3	Horizontal	95	1.14
5550MHz	Pass	AV	5.5484G	104.85	Inf	-Inf	3	Horizontal	95	1.14
5550MHz	Pass	PK	5.4684G	65.72	68.20	-2.48	3	Horizontal	95	1.14
5550MHz	Pass	PK	5.5548G	116.37	Inf	-Inf	3	Horizontal	95	1.14
5550MHz	Pass	AV	11.09968G	39.06	54.00	-14.94	3	Vertical	337	2.07
5550MHz	Pass	PK	11.09896G	53.05	74.00	-20.95	3	Vertical	337	2.07
5550MHz	Pass	PK	16.64784G	65.34	68.20	-2.86	3	Vertical	25	1.96
5550MHz	Pass	AV	11.09968G	38.37	54.00	-15.63	3	Horizontal	322	1.00
5550MHz	Pass	PK	11.10184G	52.54	74.00	-21.46	3	Horizontal	322	1.00
5550MHz	Pass	PK	16.64328G	68.03	68.20	-0.17	3	Horizontal	349	1.04
5670MHz	Pass	AV	5.6724G	86.29	Inf	-Inf	3	Vertical	224	1.76
5670MHz	Pass	PK	5.6748G	97.83	Inf	-Inf	3	Vertical	224	1.76
5670MHz	Pass	PK	5.7324G	59.08	68.20	-9.12	3	Vertical	224	1.76
5670MHz	Pass	AV	5.6682G	100.92	Inf	-Inf	3	Horizontal	64	1.02
5670MHz	Pass	PK	5.6748G	112.47	Inf	-Inf	3	Horizontal	64	1.02
5670MHz	Pass	PK	5.7252G	67.90	68.20	-0.30	3	Horizontal	64	1.02
5670MHz	Pass	AV	11.33976G	38.71	54.00	-15.29	3	Vertical	335	3.00
5670MHz	Pass	PK	11.34592G	52.43	74.00	-21.57	3	Vertical	335	3.00
5670MHz	Pass	PK	17.00776G	66.73	68.20	-1.47	3	Vertical	8	2.36
5670MHz	Pass	AV	11.35888G	37.55	54.00	-16.45	3	Horizontal	66	2.38
5670MHz	Pass	PK	11.34288G	51.64	74.00	-22.36	3	Horizontal	66	2.38
5670MHz	Pass	PK	17.00776G	67.84	68.20	-0.36	3	Horizontal	229	1.95
5755MHz	Pass	AV	5.7634G	97.26	Inf	-Inf	3	Vertical	14	3.00
5755MHz	Pass	PK	5.4802G	57.95	68.20	-10.25	3	Vertical	14	3.00
5755MHz	Pass	PK	5.7622G	108.83	Inf	-Inf	3	Vertical	14	3.00
5755MHz	Pass	PK	5.9818G	60.30	68.20	-7.90	3	Vertical	14	3.00
5755MHz	Pass	AV	5.7514G	100.59	Inf	-Inf	3	Horizontal	63	1.00
5755MHz	Pass	PK	5.5798G	58.41	68.20	-9.79	3	Horizontal	63	1.00
5755MHz	Pass	PK	5.7598G	111.90	Inf	-Inf	3	Horizontal	63	1.00
5755MHz	Pass	PK	5.9266G	60.63	68.20	-7.57	3	Horizontal	63	1.00
5755MHz	Pass	AV	11.51G	39.80	54.00	-14.20	3	Vertical	345	2.93
5755MHz	Pass	PK	11.51024G	53.17	74.00	-20.83	3	Vertical	345	2.93
5755MHz	Pass	PK	17.26284G	65.19	68.20	-3.01	3	Vertical	188	1.99
5755MHz	Pass	AV	11.50984G	38.21	54.00	-15.79	3	Horizontal	342	2.06
5755MHz	Pass	PK	11.50568G	51.70	74.00	-22.30	3	Horizontal	342	2.06
5755MHz	Pass	PK	17.26268G	67.94	68.20	-0.26	3	Horizontal	218	2.03
5795MHz	Pass	AV	5.7938G	98.11	Inf	-Inf	3	Vertical	37	2.97
5795MHz	Pass	PK	5.5814G	58.31	68.20	-9.89	3	Vertical	37	2.97
5795MHz	Pass	PK	5.7998G	109.59	Inf	-Inf	3	Vertical	37	2.97
5795MHz	Pass	PK	6.0674G	60.24	68.20	-7.96	3	Vertical	37	2.97
5795MHz	Pass	AV	5.7986G	101.67	Inf	-Inf	3	Horizontal	62	1.16
5795MHz	Pass	PK	5.597G	58.08	68.20	-10.12	3	Horizontal	62	1.16
5795MHz	Pass	PK	5.8022G	113.02	Inf	-Inf	3	Horizontal	62	1.16
5795MHz	Pass	PK	5.9582G	60.65	68.20	-7.55	3	Horizontal	62	1.16
5795MHz	Pass	AV	11.58992G	38.20	54.00	-15.80	3	Vertical	218	2.52
5795MHz	Pass	PK	11.58488G	51.92	74.00	-22.08	3	Vertical	218	2.52
5795MHz	Pass	PK	17.3826G	67.58	68.20	-0.62	3	Vertical	197	2.01
5795MHz	Pass	AV	11.58992G	37.67	54.00	-16.33	3	Horizontal	34	1.00
5795MHz	Pass	PK	11.57464G	51.75	74.00	-22.25	3	Horizontal	34	1.00
5795MHz	Pass	PK	17.3826G	67.96	68.20	-0.24	3	Horizontal	200	2.64
802.11ac VHT80_Nss1,(MCS0)_2TX	-	-	-	-	-	-	-	-	-	-
5210MHz	Pass	AV	5.15G	46.10	54.00	-7.90	3	Vertical	177	1.47
5210MHz	Pass	AV	5.222G	84.30	Inf	-Inf	3	Vertical	177	1.47
5210MHz	Pass	AV	5.458G	45.89	54.00	-8.11	3	Vertical	177	1.47
5210MHz	Pass	PK	5.148G	59.70	74.00	-14.30	3	Vertical	177	1.47
5210MHz	Pass	PK	5.223G	95.10	Inf	-Inf	3	Vertical	177	1.47

Mode	Result	Type	Freq (Hz)	Level (dBuV/m)	Limit (dBuV/m)	Margin (dB)	Dist (m)	Condition	Azimuth (°)	Height (m)
5210MHz	Pass	PK	5.418G	59.70	74.00	-14.30	3	Vertical	177	1.47
5210MHz	Pass	AV	5.149G	53.85	54.00	-0.15	3	Horizontal	279	2.27
5210MHz	Pass	AV	5.222G	96.70	Inf	-Inf	3	Horizontal	279	2.27
5210MHz	Pass	AV	5.372G	46.28	54.00	-7.72	3	Horizontal	279	2.27
5210MHz	Pass	PK	5.149G	71.81	74.00	-2.19	3	Horizontal	279	2.27
5210MHz	Pass	PK	5.228G	107.45	Inf	-Inf	3	Horizontal	279	2.27
5210MHz	Pass	PK	5.429G	59.11	74.00	-14.89	3	Horizontal	279	2.27
5210MHz	Pass	AV	15.65424G	37.19	54.00	-16.81	3	Vertical	99	3.00
5210MHz	Pass	PK	10.3648G	50.22	68.20	-17.98	3	Vertical	58	1.50
5210MHz	Pass	PK	15.66336G	50.59	74.00	-23.41	3	Vertical	99	3.00
5210MHz	Pass	AV	15.57024G	37.20	54.00	-16.80	3	Horizontal	329	2.92
5210MHz	Pass	PK	10.46584G	50.99	68.20	-17.21	3	Horizontal	308	1.50
5210MHz	Pass	PK	15.6672G	50.13	74.00	-23.87	3	Horizontal	329	2.92
5290MHz	Pass	AV	5.15G	44.91	54.00	-9.09	3	Vertical	21	2.92
5290MHz	Pass	AV	5.271G	92.42	Inf	-Inf	3	Vertical	21	2.92
5290MHz	Pass	AV	5.356G	48.66	54.00	-5.34	3	Vertical	21	2.92
5290MHz	Pass	PK	5.145G	58.91	74.00	-15.09	3	Vertical	21	2.92
5290MHz	Pass	PK	5.27G	104.04	Inf	-Inf	3	Vertical	21	2.92
5290MHz	Pass	PK	5.534G	60.58	68.20	-7.62	3	Vertical	21	2.92
5290MHz	Pass	AV	5.15G	45.59	54.00	-8.41	3	Horizontal	97	1.10
5290MHz	Pass	AV	5.271G	95.60	Inf	-Inf	3	Horizontal	97	1.10
5290MHz	Pass	AV	5.35G	53.81	54.00	-0.19	3	Horizontal	97	1.10
5290MHz	Pass	PK	5.098G	58.22	74.00	-15.78	3	Horizontal	97	1.10
5290MHz	Pass	PK	5.278G	107.13	Inf	-Inf	3	Horizontal	97	1.10
5290MHz	Pass	PK	5.359G	67.41	74.00	-6.59	3	Horizontal	97	1.10
5290MHz	Pass	AV	15.89928G	37.48	54.00	-16.52	3	Vertical	279	1.50
5290MHz	Pass	PK	10.556G	49.42	68.20	-18.78	3	Vertical	263	1.50
5290MHz	Pass	PK	15.91464G	51.17	74.00	-22.83	3	Vertical	279	1.50
5290MHz	Pass	AV	15.882G	39.43	54.00	-14.57	3	Horizontal	220	1.96
5290MHz	Pass	PK	10.57544G	49.69	68.20	-18.51	3	Horizontal	94	1.50
5290MHz	Pass	PK	15.88032G	52.19	74.00	-21.81	3	Horizontal	220	1.96
5530MHz	Pass	AV	5.454G	44.77	54.00	-9.23	3	Vertical	181	1.16
5530MHz	Pass	AV	5.542G	83.27	Inf	-Inf	3	Vertical	181	1.16
5530MHz	Pass	PK	5.465G	57.09	68.20	-11.11	3	Vertical	181	1.16
5530MHz	Pass	PK	5.548G	94.74	Inf	-Inf	3	Vertical	181	1.16
5530MHz	Pass	PK	5.732G	59.35	68.20	-8.85	3	Vertical	181	1.16
5530MHz	Pass	AV	5.46G	51.79	54.00	-2.21	3	Horizontal	74	1.00
5530MHz	Pass	AV	5.542G	96.15	Inf	-Inf	3	Horizontal	74	1.00
5530MHz	Pass	PK	5.468G	68.05	68.20	-0.15	3	Horizontal	74	1.00
5530MHz	Pass	PK	5.548G	107.53	Inf	-Inf	3	Horizontal	74	1.00
5530MHz	Pass	PK	5.745G	58.70	68.20	-9.50	3	Horizontal	74	1.00
5530MHz	Pass	AV	11.084G	37.27	54.00	-16.73	3	Vertical	339	2.98
5530MHz	Pass	PK	11.08616G	51.00	74.00	-23.00	3	Vertical	339	2.98
5530MHz	Pass	PK	16.59528G	58.35	68.20	-9.85	3	Vertical	225	2.11
5530MHz	Pass	AV	11.08304G	37.06	54.00	-16.94	3	Horizontal	40	2.15
5530MHz	Pass	PK	11.04992G	50.29	74.00	-23.71	3	Horizontal	40	2.15
5530MHz	Pass	PK	16.59504G	58.91	68.20	-9.29	3	Horizontal	213	2.02
5775MHz	Pass	AV	5.769G	98.90	Inf	-Inf	3	Vertical	13	3.00
5775MHz	Pass	PK	5.626G	58.90	68.20	-9.30	3	Vertical	13	3.00
5775MHz	Pass	PK	5.774G	109.89	Inf	-Inf	3	Vertical	13	3.00
5775MHz	Pass	PK	5.924G	65.95	68.94	-2.99	3	Vertical	13	3.00
5775MHz	Pass	AV	5.769G	101.39	Inf	-Inf	3	Horizontal	66	1.00
5775MHz	Pass	PK	5.647G	63.95	68.20	-4.25	3	Horizontal	66	1.00
5775MHz	Pass	PK	5.794G	112.67	Inf	-Inf	3	Horizontal	66	1.00
5775MHz	Pass	PK	5.924G	67.25	68.94	-1.69	3	Horizontal	66	1.00
5775MHz	Pass	AV	11.54976G	38.34	54.00	-15.66	3	Vertical	209	2.79
5775MHz	Pass	PK	11.57208G	51.51	74.00	-22.49	3	Vertical	209	2.79
5775MHz	Pass	PK	17.3586G	63.63	68.20	-4.57	3	Vertical	197	1.92
5775MHz	Pass	AV	11.55G	37.91	54.00	-16.09	3	Horizontal	32	1.00
5775MHz	Pass	PK	11.51544G	51.14	74.00	-22.86	3	Horizontal	32	1.00
5775MHz	Pass	PK	17.33628G	68.00	68.20	-0.20	3	Horizontal	220	1.95

5.15-5.25GHz_802.11a_Nss1,(6Mbps)_2TX

5180MHz_TX

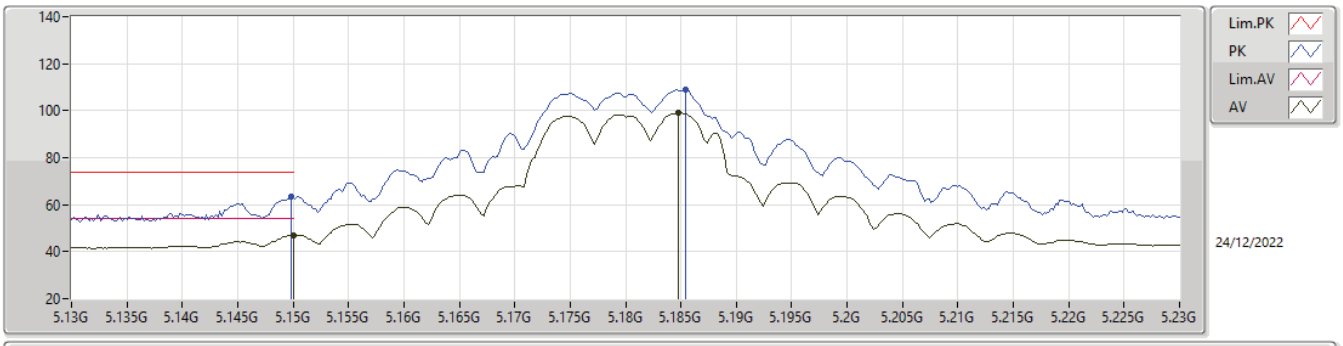

Type	Freq	Level	Limit	Margin	Factor	Dist	Condition	Azimuth	Height	Raw	AF	CL	PA
	(Hz)	(dBuV/m)	(dBuV/m)	(dB)	(dB)	(m)		(°)	(m)	(dBuV)	(dB)	(dB)	(dB)
AV	5.15G	47.07	54.00	-6.93	5.81	3	Vertical	203	3.00	41.26	33.10	6.85	34.14
AV	5.1848G	98.95	Inf	-Inf	5.85	3	Vertical	203	3.00	93.10	33.10	6.89	34.14
PK	5.1498G	63.29	74.00	-10.71	5.81	3	Vertical	203	3.00	57.48	33.10	6.85	34.14
PK	5.1854G	109.02	Inf	-Inf	5.85	3	Vertical	203	3.00	103.17	33.10	6.89	34.14

5.15-5.25GHz_802.11a_Nss1,(6Mbps)_2TX

5180MHz_TX

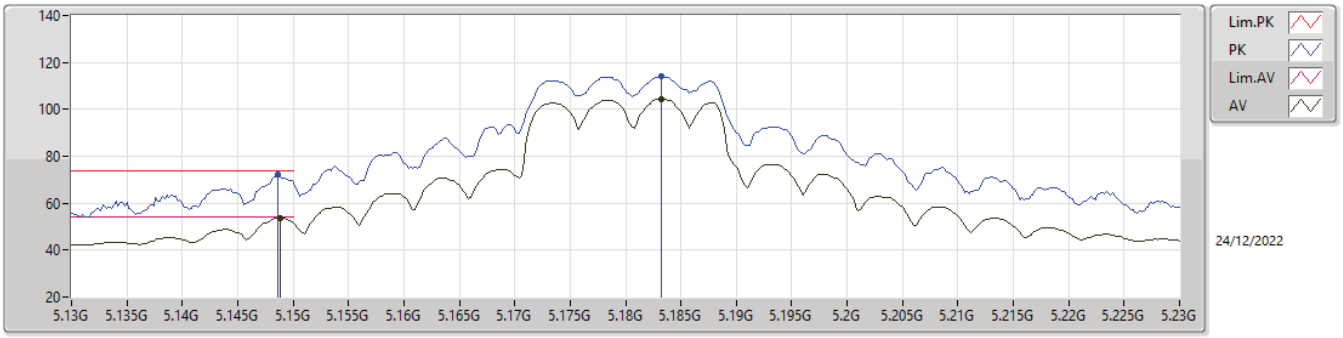

Type	Freq	Level	Limit	Margin	Factor	Dist	Condition	Azimuth	Height	Raw	AF	CL	PA
	(Hz)	(dBuV/m)	(dBuV/m)	(dB)	(dB)	(m)		(°)	(m)	(dBuV)	(dB)	(dB)	(dB)
AV	5.1488G	53.73	54.00	-0.27	5.81	3	Horizontal	111	2.91	47.92	33.10	6.85	34.14
AV	5.1832G	104.25	Inf	-Inf	5.85	3	Horizontal	111	2.91	98.40	33.10	6.89	34.14
PK	5.1486G	72.09	74.00	-1.91	5.81	3	Horizontal	111	2.91	66.28	33.10	6.85	34.14
PK	5.1832G	113.97	Inf	-Inf	5.85	3	Horizontal	111	2.91	108.12	33.10	6.89	34.14

5.15-5.25GHz_802.11a_Nss1,(6Mbps)_2TX

5180MHz_TX

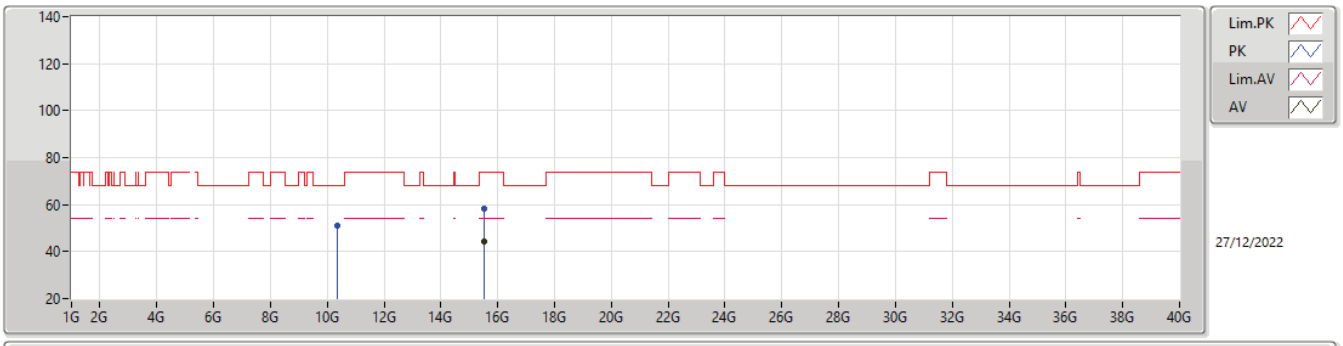

Type	Freq	Level	Limit	Margin	Factor	Dist	Condition	Azimuth	Height	Raw	AF	CL	PA
	(Hz)	(dBuV/m)	(dBuV/m)	(dB)	(dB)	(m)		(°)	(m)	(dBuV)	(dB)	(dB)	(dB)
AV	15.53912G	44.29	54.00	-9.71	16.91	3	Vertical	240	3.00	27.38	38.82	12.41	34.32
PK	10.36288G	50.79	68.20	-17.41	15.94	3	Vertical	69	1.57	34.85	38.90	11.67	34.63
PK	15.53944G	58.51	74.00	-15.49	16.91	3	Vertical	240	3.00	41.60	38.82	12.41	34.32

5.15-5.25GHz_802.11a_Nss1,(6Mbps)_2TX

5180MHz_TX

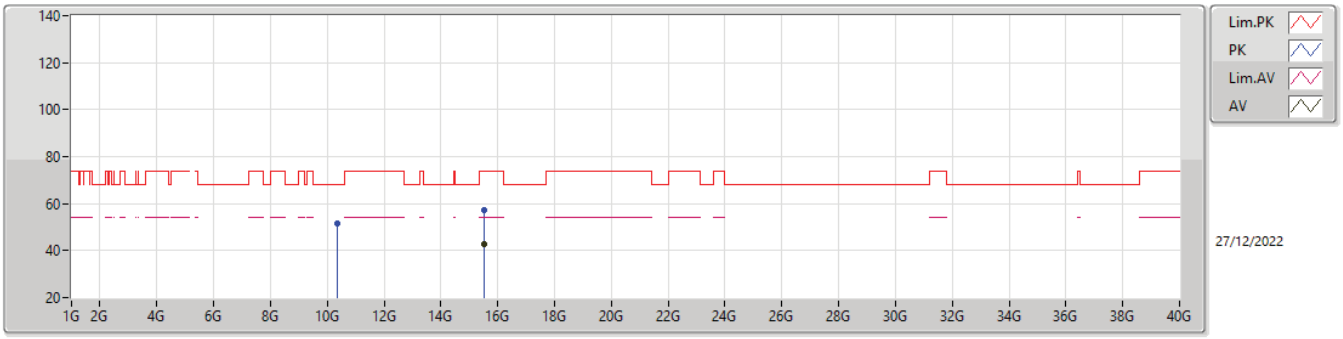

Type	Freq	Level	Limit	Margin	Factor	Dist	Condition	Azimuth	Height	Raw	AF	CL	PA
	(Hz)	(dBuV/m)	(dBuV/m)	(dB)	(dB)	(m)		(°)	(m)	(dBuV)	(dB)	(dB)	(dB)
AV	15.53904G	42.78	54.00	-11.22	16.91	3	Horizontal	233	2.70	25.87	38.82	12.41	34.32
PK	10.3648G	51.74	68.20	-16.46	15.95	3	Horizontal	35	1.15	35.79	38.90	11.67	34.62
PK	15.53896G	57.11	74.00	-16.89	16.91	3	Horizontal	233	2.70	40.20	38.82	12.41	34.32

5.15-5.25GHz_802.11a_Nss1,(6Mbps)_2TX

5200MHz_TX

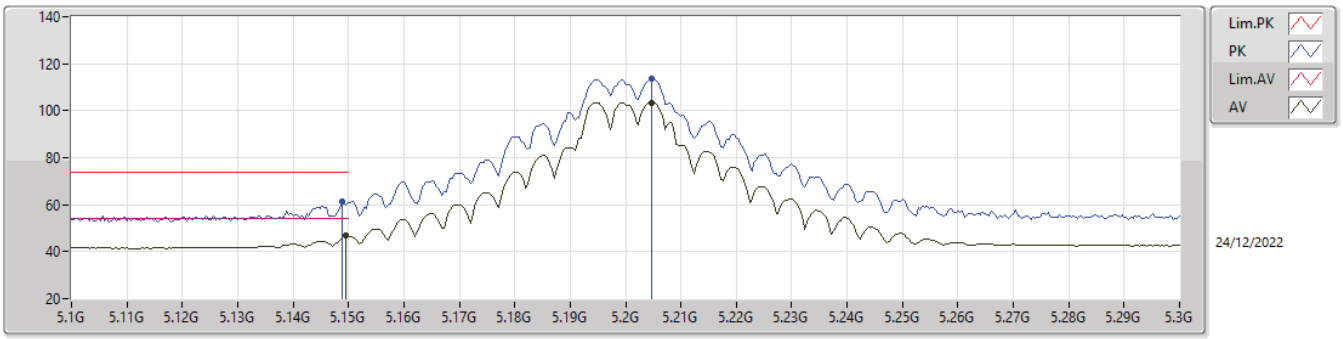

Type	Freq	Level	Limit	Margin	Factor	Dist	Condition	Azimuth	Height	Raw	AF	CL	PA
	(Hz)	(dBuV/m)	(dBuV/m)	(dB)	(dB)	(m)		(°)	(m)	(dBuV)	(dB)	(dB)	(dB)
AV	5.1496G	46.71	54.00	-7.29	5.81	3	Vertical	203	3.00	40.90	33.10	6.85	34.14
AV	5.2048G	103.52	Inf	-Inf	5.86	3	Vertical	203	3.00	97.66	33.09	6.91	34.14
PK	5.1488G	61.30	74.00	-12.70	5.81	3	Vertical	203	3.00	55.49	33.10	6.85	34.14
PK	5.2048G	113.40	Inf	-Inf	5.86	3	Vertical	203	3.00	107.54	33.09	6.91	34.14

5.15-5.25GHz_802.11a_Nss1,(6Mbps)_2TX

5200MHz_TX

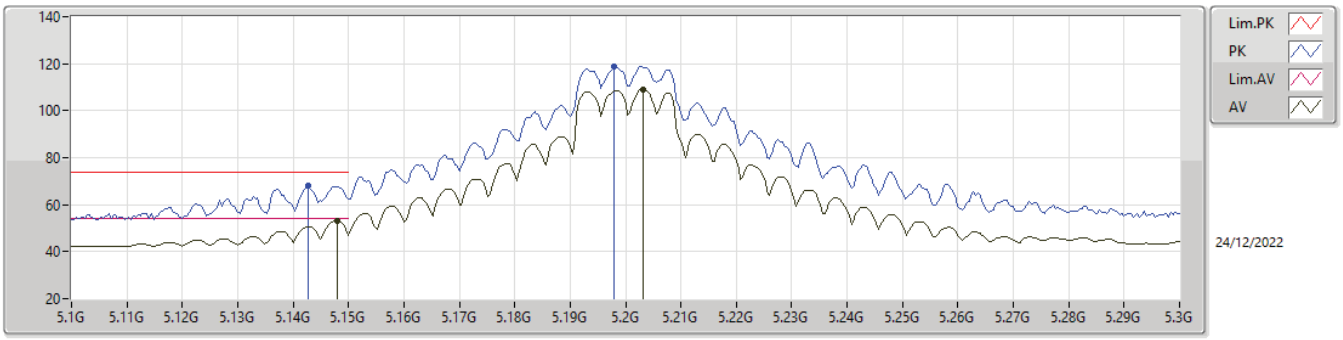

Type	Freq	Level	Limit	Margin	Factor	Dist	Condition	Azimuth	Height	Raw	AF	CL	PA
	(Hz)	(dBuV/m)	(dBuV/m)	(dB)	(dB)	(m)		(°)	(m)	(dBuV)	(dB)	(dB)	(dB)
AV	5.148G	53.30	54.00	-0.70	5.81	3	Horizontal	280	2.50	47.49	33.10	6.85	34.14
AV	5.2032G	108.98	Inf	-Inf	5.86	3	Horizontal	280	2.50	103.12	33.09	6.91	34.14
PK	5.1428G	68.33	74.00	-5.67	5.80	3	Horizontal	280	2.50	62.53	33.10	6.84	34.14
PK	5.198G	118.65	Inf	-Inf	5.87	3	Horizontal	280	2.50	112.78	33.10	6.91	34.14

5.15-5.25GHz_802.11a_Nss1,(6Mbps)_2TX

5200MHz_TX

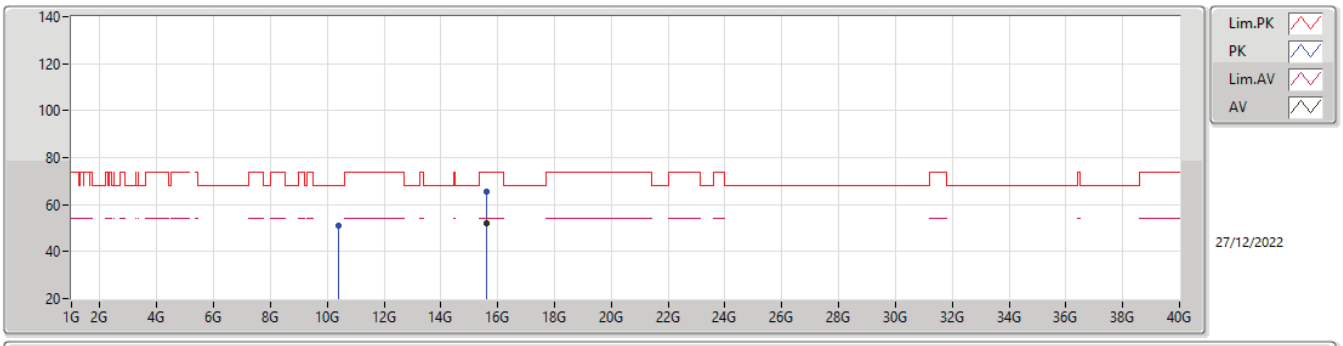

Type	Freq	Level	Limit	Margin	Factor	Dist	Condition	Azimuth	Height	Raw	AF	CL	PA
	(Hz)	(dBuV/m)	(dBuV/m)	(dB)	(dB)	(m)		(°)	(m)	(dBuV)	(dB)	(dB)	(dB)
AV	15.59904G	51.85	54.00	-2.15	16.77	3	Vertical	241	2.96	35.08	38.70	12.44	34.37
PK	10.3896G	50.89	68.20	-17.31	15.97	3	Vertical	33	3.00	34.92	38.90	11.67	34.60
PK	15.5992G	65.30	74.00	-8.70	16.77	3	Vertical	241	2.96	48.53	38.70	12.44	34.37

5.15-5.25GHz_802.11a_Nss1,(6Mbps)_2TX

5200MHz_TX

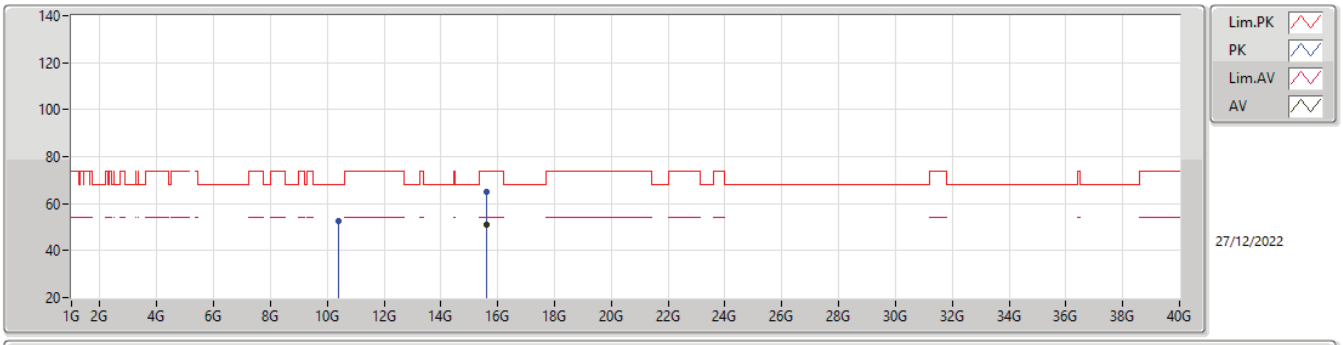

Type	Freq	Level	Limit	Margin	Factor	Dist	Condition	Azimuth	Height	Raw	AF	CL	PA
	(Hz)	(dBuV/m)	(dBuV/m)	(dB)	(dB)	(m)		(°)	(m)	(dBuV)	(dB)	(dB)	(dB)
AV	15.59904G	51.11	54.00	-2.89	16.77	3	Horizontal	233	2.76	34.34	38.70	12.44	34.37
PK	10.39312G	52.78	68.20	-15.42	15.97	3	Horizontal	46	1.00	36.81	38.90	11.67	34.60
PK	15.5992G	64.77	74.00	-9.23	16.77	3	Horizontal	233	2.76	48.00	38.70	12.44	34.37

5.15-5.25GHz_802.11a_Nss1,(6Mbps)_2TX

5240MHz_TX

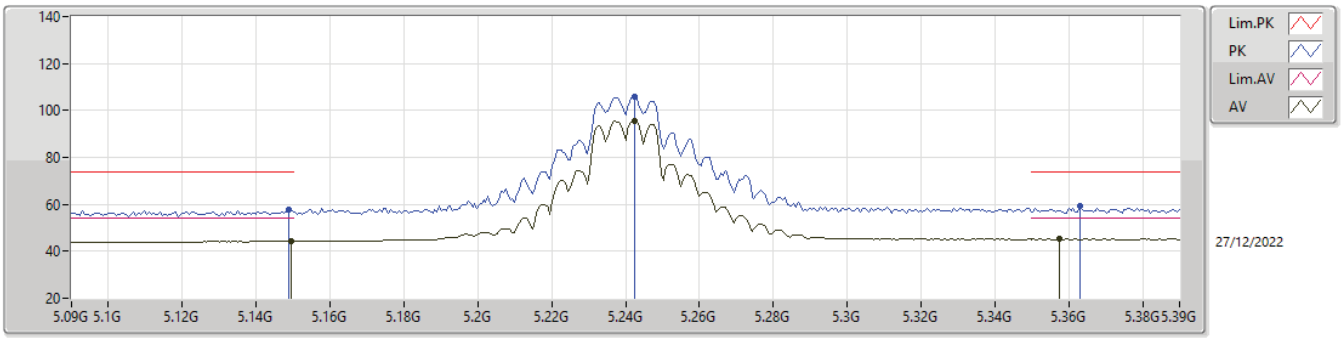

Type	Freq	Level	Limit	Margin	Factor	Dist	Condition	Azimuth	Height	Raw	AF	CL	PA
	(Hz)	(dBuV/m)	(dBuV/m)	(dB)	(dB)	(m)		(°)	(m)	(dBuV)	(dB)	(dB)	(dB)
AV	5.1494G	44.27	54.00	-9.73	5.81	3	Vertical	210	2.95	38.46	33.10	6.85	34.14
AV	5.2424G	95.68	Inf	-Inf	5.78	3	Vertical	210	2.95	89.90	33.02	6.91	34.15
AV	5.3576G	45.19	54.00	-8.81	5.63	3	Vertical	210	2.95	39.56	32.90	6.89	34.16
PK	5.1488G	57.52	74.00	-16.48	5.81	3	Vertical	210	2.95	51.71	33.10	6.85	34.14
PK	5.2424G	105.72	Inf	-Inf	5.78	3	Vertical	210	2.95	99.94	33.02	6.91	34.15
PK	5.363G	59.37	74.00	-14.63	5.63	3	Vertical	210	2.95	53.74	32.90	6.89	34.16

5.15-5.25GHz_802.11a_Nss1,(6Mbps)_2TX

5240MHz_TX

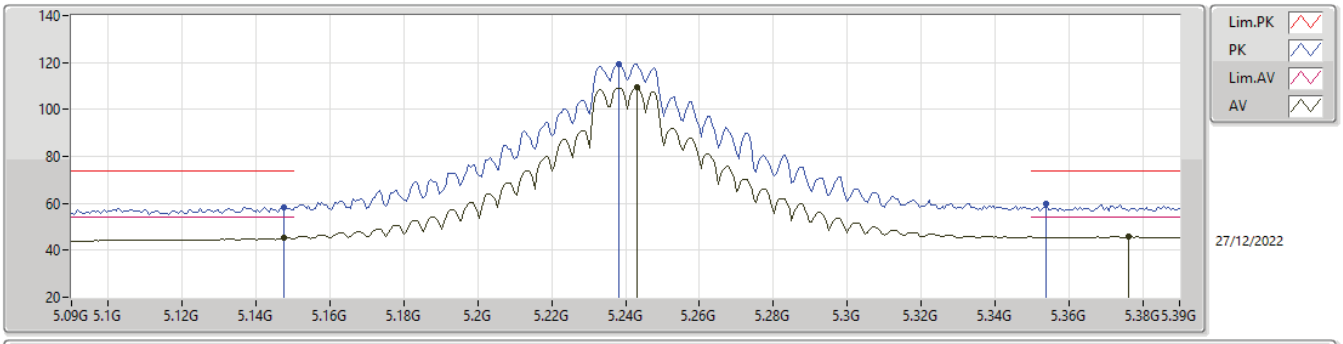

Type	Freq	Level	Limit	Margin	Factor	Dist	Condition	Azimuth	Height	Raw	AF	CL	PA
	(Hz)	(dBuV/m)	(dBuV/m)	(dB)	(dB)	(m)		(°)	(m)	(dBuV)	(dB)	(dB)	(dB)
AV	5.1476G	45.45	54.00	-8.55	5.81	3	Horizontal	279	2.59	39.64	33.10	6.85	34.14
AV	5.243G	109.25	Inf	-Inf	5.77	3	Horizontal	279	2.59	103.48	33.01	6.91	34.15
AV	5.3762G	45.74	54.00	-8.26	5.62	3	Horizontal	279	2.59	40.12	32.90	6.89	34.17
PK	5.1476G	58.52	74.00	-15.48	5.81	3	Horizontal	279	2.59	52.71	33.10	6.85	34.14
PK	5.2382G	119.37	Inf	-Inf	5.78	3	Horizontal	279	2.59	113.59	33.02	6.91	34.15
PK	5.354G	59.79	74.00	-14.21	5.63	3	Horizontal	279	2.59	54.16	32.90	6.89	34.16

5.15-5.25GHz_802.11a_Nss1,(6Mbps)_2TX

5240MHz_TX

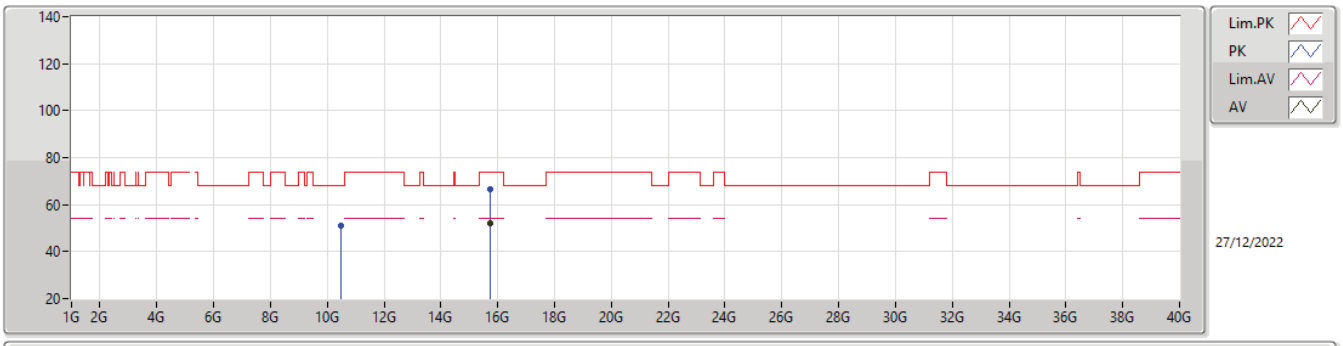

Type	Freq	Level	Limit	Margin	Factor	Dist	Condition	Azimuth	Height	Raw	AF	CL	PA
	(Hz)	(dBuV/m)	(dBuV/m)	(dB)	(dB)	(m)		(°)	(m)	(dBuV)	(dB)	(dB)	(dB)
AV	15.72152G	52.15	54.00	-1.85	16.44	3	Vertical	229	2.16	35.71	38.40	12.50	34.46
PK	10.48832G	50.78	68.20	-17.42	16.06	3	Vertical	220	2.32	34.72	38.90	11.68	34.52
PK	15.722G	66.61	74.00	-7.39	16.44	3	Vertical	229	2.16	50.17	38.40	12.50	34.46

5.15-5.25GHz_802.11a_Nss1,(6Mbps)_2TX

5240MHz_TX

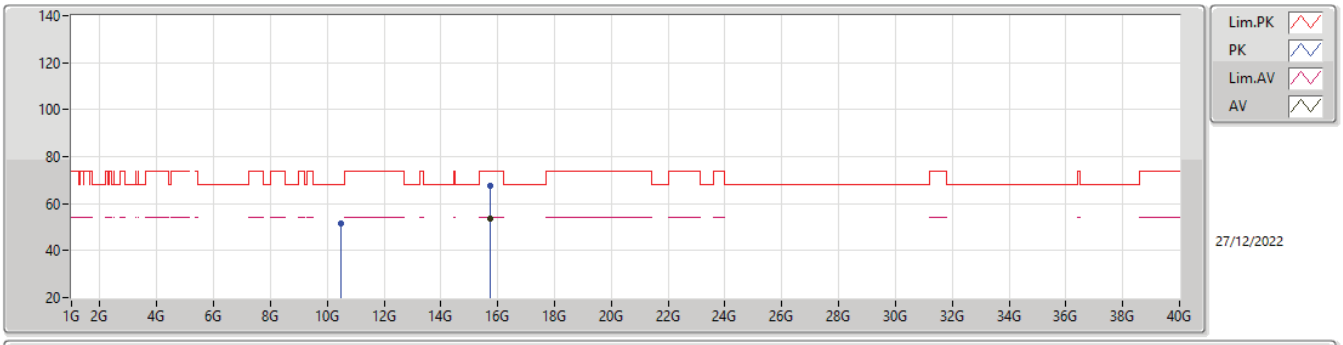

Type	Freq	Level	Limit	Margin	Factor	Dist	Condition	Azimuth	Height	Raw	AF	CL	PA
	(Hz)	(dBuV/m)	(dBuV/m)	(dB)	(dB)	(m)		(°)	(m)	(dBuV)	(dB)	(dB)	(dB)
AV	15.72144G	53.46	54.00	-0.54	16.44	3	Horizontal	231	2.78	37.02	38.40	12.50	34.46
PK	10.47792G	51.69	68.20	-16.51	16.05	3	Horizontal	307	1.00	35.64	38.90	11.68	34.53
PK	15.72208G	67.34	74.00	-6.66	16.44	3	Horizontal	231	2.78	50.90	38.40	12.50	34.46

5.25-5.35GHz_802.11a_Nss1,(6Mbps)_2TX

5260MHz_TX

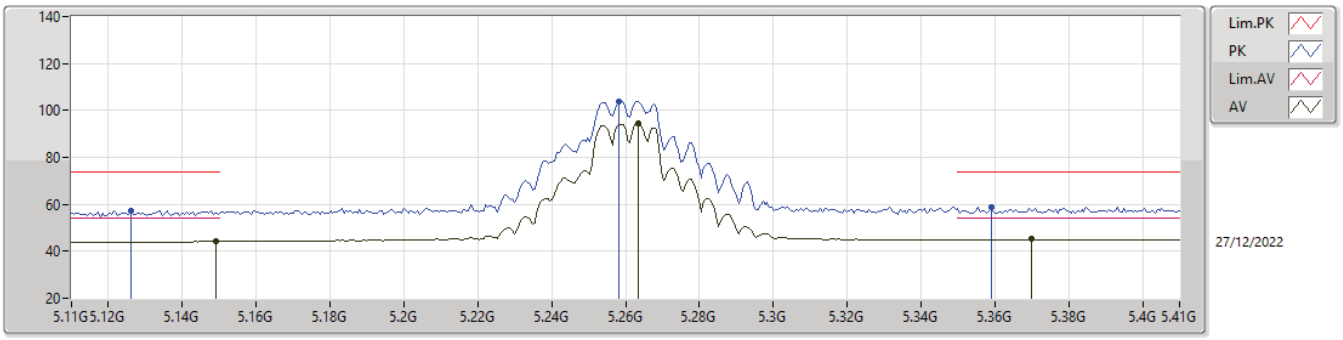

Type	Freq	Level	Limit	Margin	Factor	Dist	Condition	Azimuth	Height	Raw	AF	CL	PA
	(Hz)	(dBuV/m)	(dBuV/m)	(dB)	(dB)	(m)		(°)	(m)	(dBuV)	(dB)	(dB)	(dB)
AV	5.149G	44.22	54.00	-9.78	5.81	3	Vertical	207	2.66	38.41	33.10	6.85	34.14
AV	5.2636G	94.55	Inf	-Inf	5.75	3	Vertical	207	2.66	88.80	33.00	6.90	34.15
AV	5.3698G	45.09	54.00	-8.91	5.63	3	Vertical	207	2.66	39.46	32.90	6.89	34.16
PK	5.1262G	57.37	74.00	-16.63	5.78	3	Vertical	207	2.66	51.59	33.10	6.82	34.14
PK	5.2582G	103.95	Inf	-Inf	5.75	3	Vertical	207	2.66	98.20	33.00	6.90	34.15
PK	5.359G	59.01	74.00	-14.99	5.63	3	Vertical	207	2.66	53.38	32.90	6.89	34.16

5.25-5.35GHz_802.11a_Nss1,(6Mbps)_2TX

5260MHz_TX

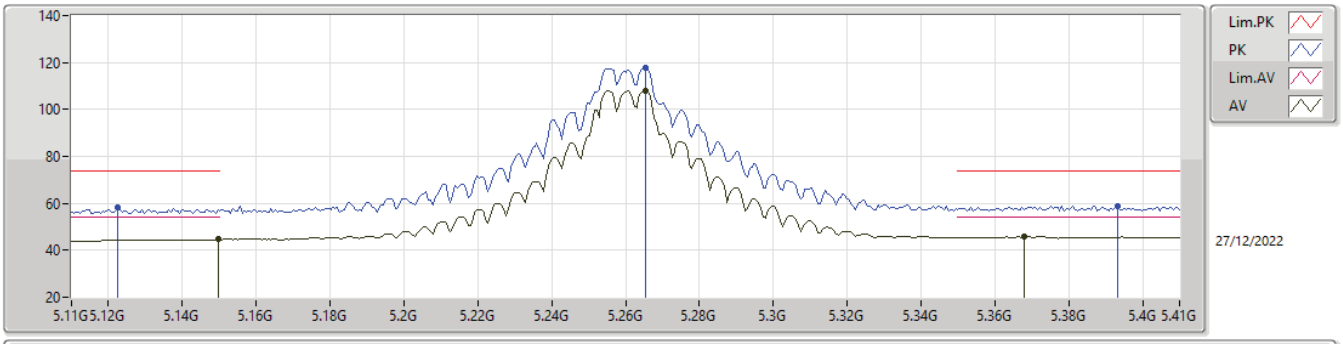

Type	Freq	Level	Limit	Margin	Factor	Dist	Condition	Azimuth	Height	Raw	AF	CL	PA
	(Hz)	(dBuV/m)	(dBuV/m)	(dB)	(dB)	(m)		(°)	(m)	(dBuV)	(dB)	(dB)	(dB)
AV	5.1496G	44.61	54.00	-9.39	5.81	3	Horizontal	277	2.58	38.80	33.10	6.85	34.14
AV	5.2654G	107.92	Inf	-Inf	5.75	3	Horizontal	277	2.58	102.17	33.00	6.90	34.15
AV	5.368G	45.90	54.00	-8.10	5.63	3	Horizontal	277	2.58	40.27	32.90	6.89	34.16
PK	5.1226G	58.42	74.00	-15.58	5.79	3	Horizontal	277	2.58	52.63	33.10	6.82	34.13
PK	5.2654G	117.97	Inf	-Inf	5.75	3	Horizontal	277	2.58	112.22	33.00	6.90	34.15
PK	5.3932G	59.00	74.00	-15.00	5.62	3	Horizontal	277	2.58	53.38	32.90	6.89	34.17

5.25-5.35GHz_802.11a_Nss1,(6Mbps)_2TX

5260MHz_TX

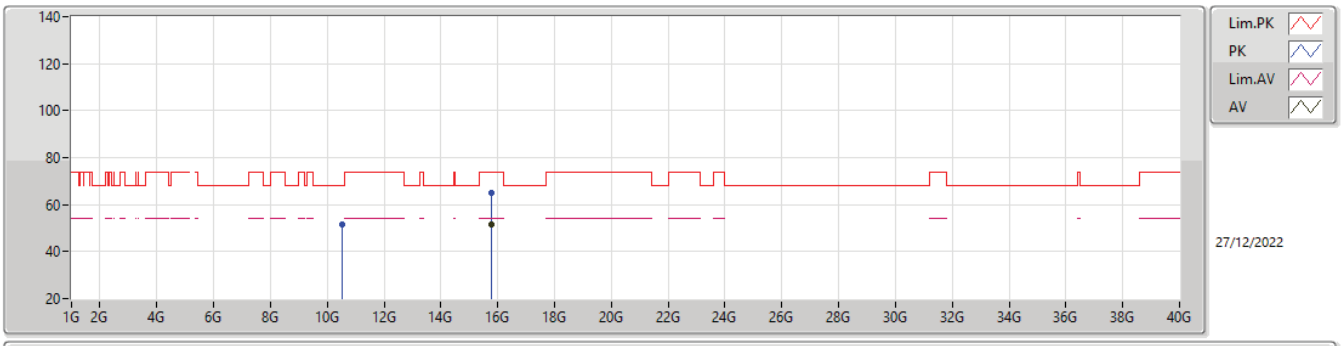

Type	Freq	Level	Limit	Margin	Factor	Dist	Condition	Azimuth	Height	Raw	AF	CL	PA
	(Hz)	(dBuV/m)	(dBuV/m)	(dB)	(dB)	(m)		(°)	(m)	(dBuV)	(dB)	(dB)	(dB)
AV	15.77904G	51.63	54.00	-2.37	16.42	3	Vertical	229	2.23	35.21	38.40	12.53	34.51
PK	10.51664G	51.60	68.20	-16.60	16.08	3	Vertical	198	2.90	35.52	38.90	11.68	34.50
PK	15.77464G	64.98	74.00	-9.02	16.43	3	Vertical	229	2.23	48.55	38.40	12.53	34.50

5.25-5.35GHz_802.11a_Nss1,(6Mbps)_2TX

5260MHz_TX

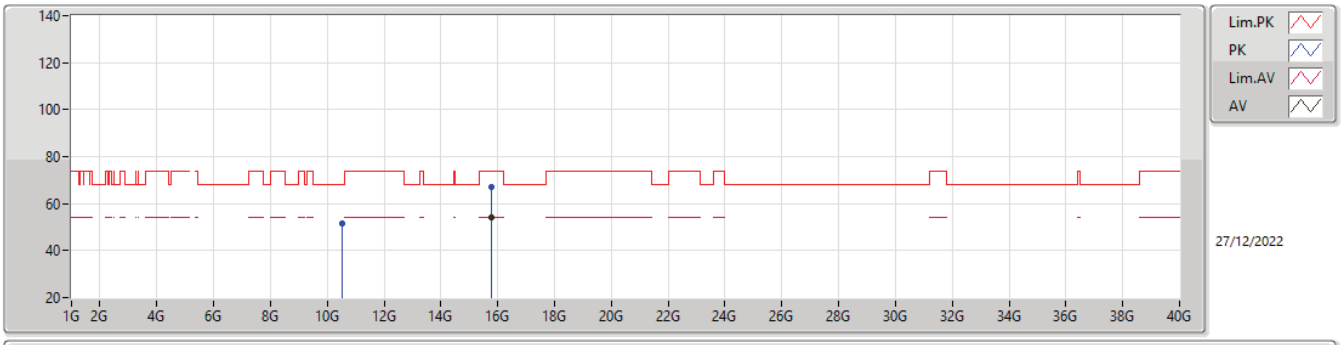

Type	Freq	Level	Limit	Margin	Factor	Dist	Condition	Azimuth	Height	Raw	AF	CL	PA
	(Hz)	(dBuV/m)	(dBuV/m)	(dB)	(dB)	(m)		(°)	(m)	(dBuV)	(dB)	(dB)	(dB)
AV	15.77896G	53.90	54.00	-0.10	16.42	3	Horizontal	233	2.10	37.48	38.40	12.53	34.51
PK	10.51848G	51.80	68.20	-16.40	16.08	3	Horizontal	46	1.00	35.72	38.90	11.68	34.50
PK	15.77912G	67.08	74.00	-6.92	16.42	3	Horizontal	233	2.10	50.66	38.40	12.53	34.51

5.25-5.35GHz_802.11a_Nss1,(6Mbps)_2TX

5300MHz_TX

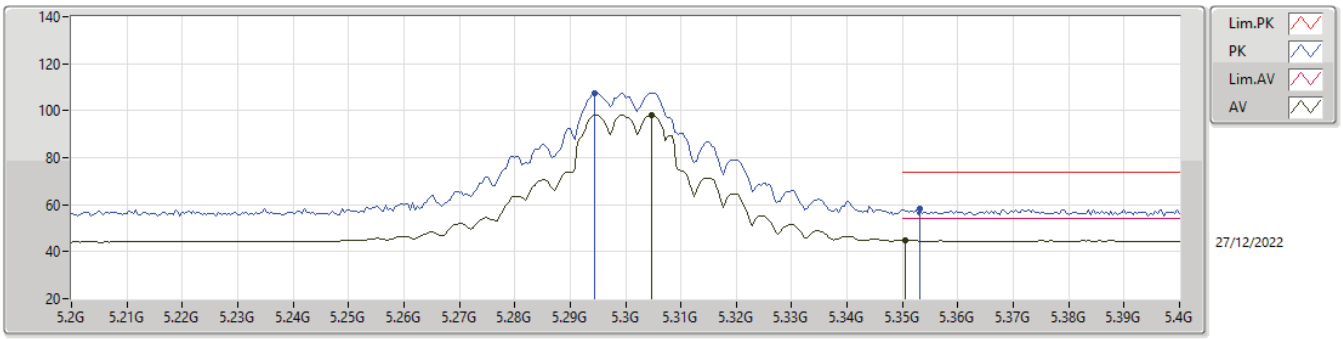

Type	Freq	Level	Limit	Margin	Factor	Dist	Condition	Azimuth	Height	Raw	AF	CL	PA
	(Hz)	(dBuV/m)	(dBuV/m)	(dB)	(dB)	(m)		(°)	(m)	(dBuV)	(dB)	(dB)	(dB)
AV	5.3048G	98.01	Inf	-Inf	5.73	3	Vertical	163	2.90	92.28	32.99	6.90	34.16
AV	5.3504G	44.91	54.00	-9.09	5.63	3	Vertical	163	2.90	39.28	32.90	6.89	34.16
PK	5.2944G	107.66	Inf	-Inf	5.74	3	Vertical	163	2.90	101.92	33.00	6.90	34.16
PK	5.3532G	58.02	74.00	-15.98	5.63	3	Vertical	163	2.90	52.39	32.90	6.89	34.16

5.25-5.35GHz_802.11a_Nss1,(6Mbps)_2TX

5300MHz_TX

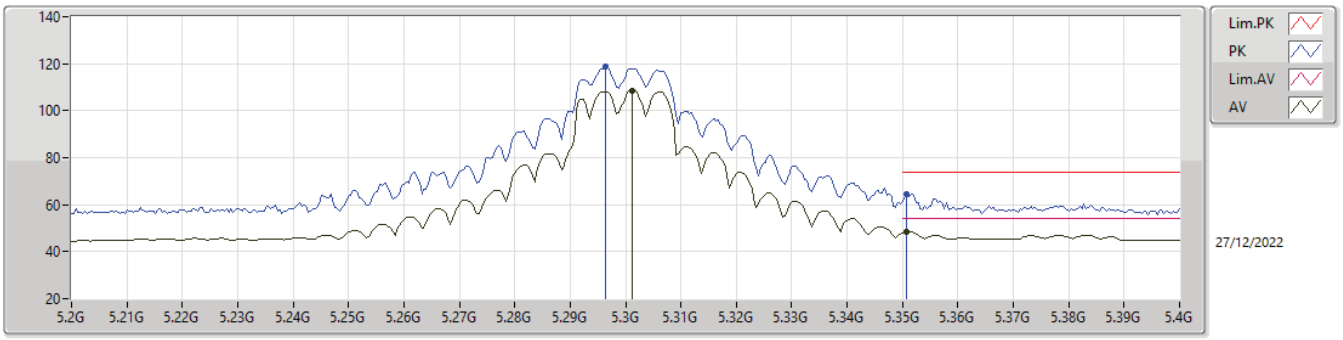

Type	Freq	Level	Limit	Margin	Factor	Dist	Condition	Azimuth	Height	Raw	AF	CL	PA
	(Hz)	(dBuV/m)	(dBuV/m)	(dB)	(dB)	(m)		(°)	(m)	(dBuV)	(dB)	(dB)	(dB)
AV	5.3012G	108.52	Inf	-Inf	5.74	3	Horizontal	92	1.04	102.78	33.00	6.90	34.16
AV	5.3508G	48.42	54.00	-5.58	5.63	3	Horizontal	92	1.04	42.79	32.90	6.89	34.16
PK	5.2964G	118.63	Inf	-Inf	5.74	3	Horizontal	92	1.04	112.89	33.00	6.90	34.16
PK	5.3508G	64.50	74.00	-9.50	5.63	3	Horizontal	92	1.04	58.87	32.90	6.89	34.16

5.25-5.35GHz_802.11a_Nss1,(6Mbps)_2TX

5300MHz_TX

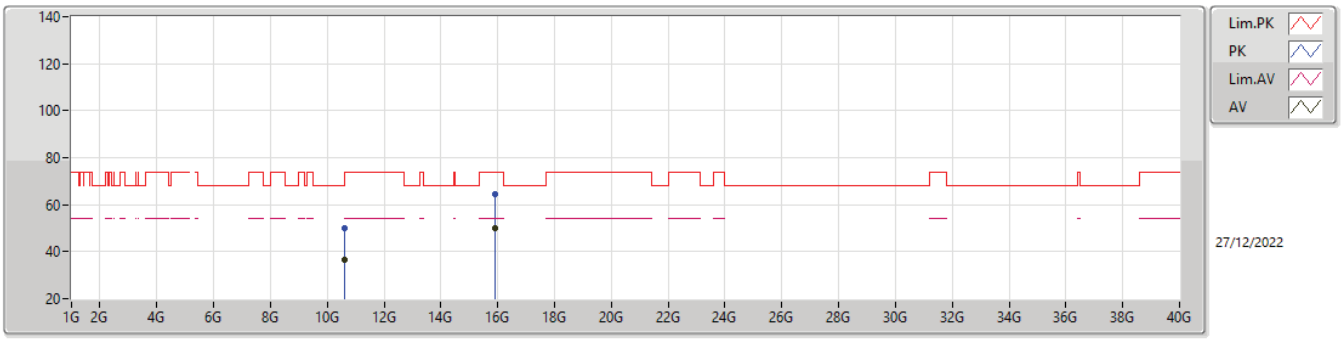

Type	Freq	Level	Limit	Margin	Factor	Dist	Condition	Azimuth	Height	Raw	AF	CL	PA
	(Hz)	(dBuV/m)	(dBuV/m)	(dB)	(dB)	(m)		(°)	(m)	(dBuV)	(dB)	(dB)	(dB)
AV	10.6148G	36.39	54.00	-17.61	16.19	3	Vertical	62	1.50	20.20	38.94	11.68	34.43
AV	15.8968G	50.19	54.00	-3.81	16.20	3	Vertical	241	2.68	33.99	38.21	12.59	34.60
PK	10.60592G	49.91	74.00	-24.09	16.16	3	Vertical	62	1.50	33.75	38.92	11.68	34.44
PK	15.90152G	64.57	74.00	-9.43	16.19	3	Vertical	241	2.68	48.38	38.20	12.59	34.60

5.25-5.35GHz_802.11a_Nss1,(6Mbps)_2TX

5300MHz_TX

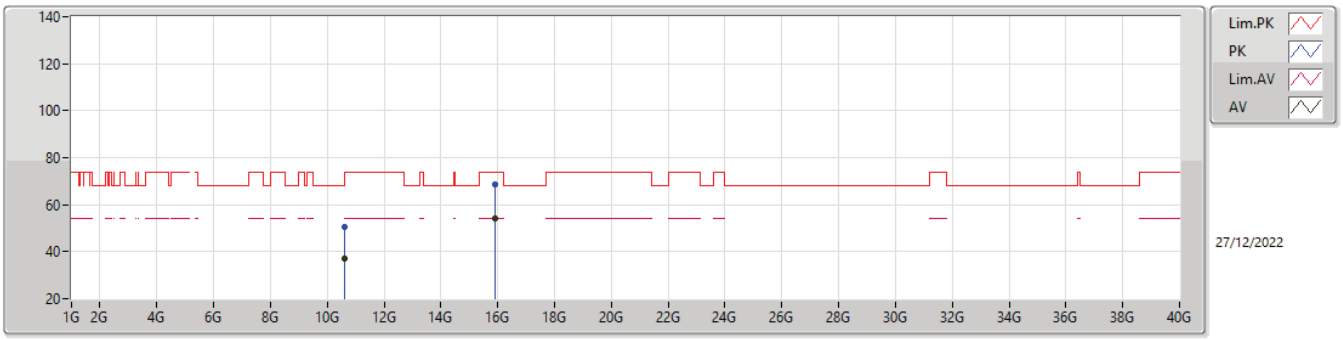

Type	Freq	Level	Limit	Margin	Factor	Dist	Condition	Azimuth	Height	Raw	AF	CL	PA
	(Hz)	(dBuV/m)	(dBuV/m)	(dB)	(dB)	(m)		(°)	(m)	(dBuV)	(dB)	(dB)	(dB)
AV	10.60032G	36.84	54.00	-17.16	16.14	3	Horizontal	36	1.01	20.70	38.90	11.68	34.44
AV	15.90144G	53.90	54.00	-0.10	16.19	3	Horizontal	225	2.02	37.71	38.20	12.59	34.60
PK	10.61032G	50.60	74.00	-23.40	16.18	3	Horizontal	36	1.01	34.42	38.93	11.68	34.43
PK	15.90152G	68.45	74.00	-5.55	16.19	3	Horizontal	225	2.02	52.26	38.20	12.59	34.60

5.25-5.35GHz_802.11a_Nss1,(6Mbps)_2TX

5320MHz_TX

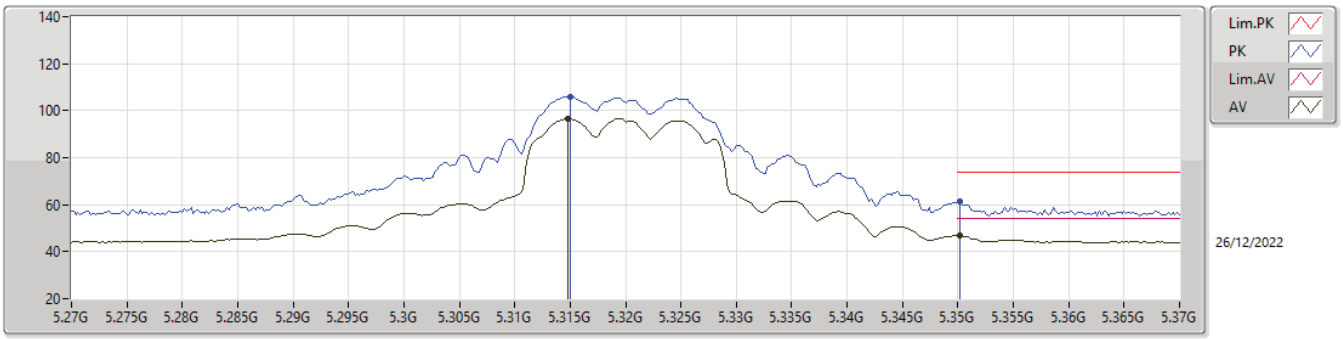

Type	Freq	Level	Limit	Margin	Factor	Dist	Condition	Azimuth	Height	Raw	AF	CL	PA
	(Hz)	(dBuV/m)	(dBuV/m)	(dB)	(dB)	(m)		(°)	(m)	(dBuV)	(dB)	(dB)	(dB)
AV	5.3148G	96.44	Inf	-Inf	5.71	3	Vertical	162	2.87	90.73	32.97	6.90	34.16
AV	5.3502G	46.73	54.00	-7.27	5.63	3	Vertical	162	2.87	41.10	32.90	6.89	34.16
PK	5.315G	105.89	Inf	-Inf	5.71	3	Vertical	162	2.87	100.18	32.97	6.90	34.16
PK	5.3502G	61.46	74.00	-12.54	5.63	3	Vertical	162	2.87	55.83	32.90	6.89	34.16

5.25-5.35GHz_802.11a_Nss1,(6Mbps)_2TX

5320MHz_TX

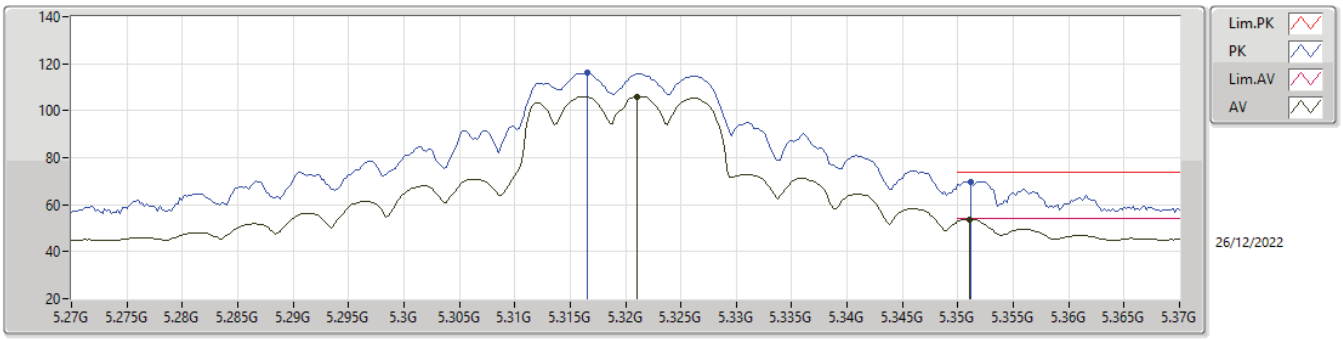

Type	Freq	Level	Limit	Margin	Factor	Dist	Condition	Azimuth	Height	Raw	AF	CL	PA
	(Hz)	(dBuV/m)	(dBuV/m)	(dB)	(dB)	(m)		(°)	(m)	(dBuV)	(dB)	(dB)	(dB)
AV	5.321G	105.99	Inf	-Inf	5.70	3	Horizontal	92	1.02	100.29	32.96	6.90	34.16
AV	5.351G	53.72	54.00	-0.28	5.63	3	Horizontal	92	1.02	48.09	32.90	6.89	34.16
PK	5.3166G	116.41	Inf	-Inf	5.71	3	Horizontal	92	1.02	110.70	32.97	6.90	34.16
PK	5.3512G	69.90	74.00	-4.10	5.63	3	Horizontal	92	1.02	64.27	32.90	6.89	34.16

5.25-5.35GHz_802.11a_Nss1,(6Mbps)_2TX

5320MHz_TX

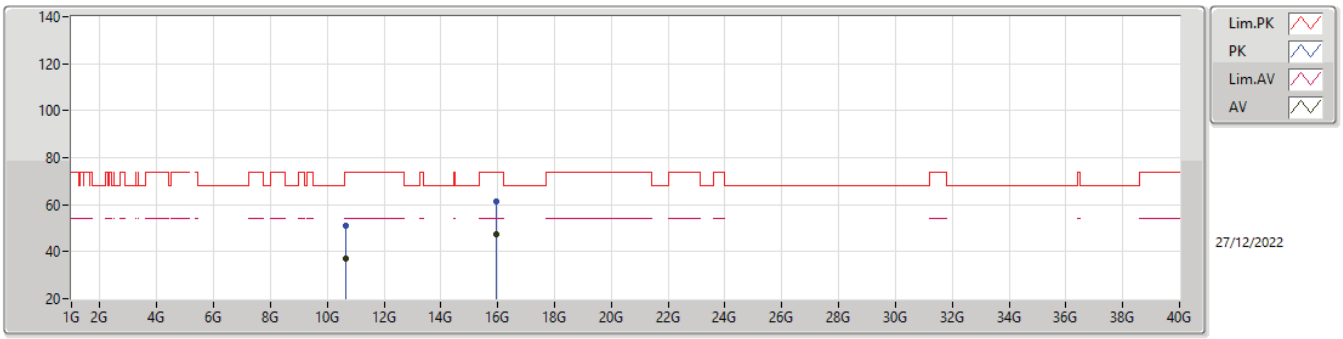

Type	Freq	Level	Limit	Margin	Factor	Dist	Condition	Azimuth	Height	Raw	AF	CL	PA
	(Hz)	(dBuV/m)	(dBuV/m)	(dB)	(dB)	(m)		(°)	(m)	(dBuV)	(dB)	(dB)	(dB)
AV	10.63832G	36.84	54.00	-17.16	16.29	3	Vertical	206	2.14	20.55	39.01	11.69	34.41
AV	15.95912G	47.44	54.00	-6.56	16.05	3	Vertical	243	2.84	31.39	38.08	12.62	34.65
PK	10.64912G	50.81	74.00	-23.19	16.33	3	Vertical	206	2.14	34.48	39.05	11.69	34.41
PK	15.95944G	61.61	74.00	-12.39	16.05	3	Vertical	243	2.84	45.56	38.08	12.62	34.65

5.25-5.35GHz_802.11a_Nss1,(6Mbps)_2TX

5320MHz_TX

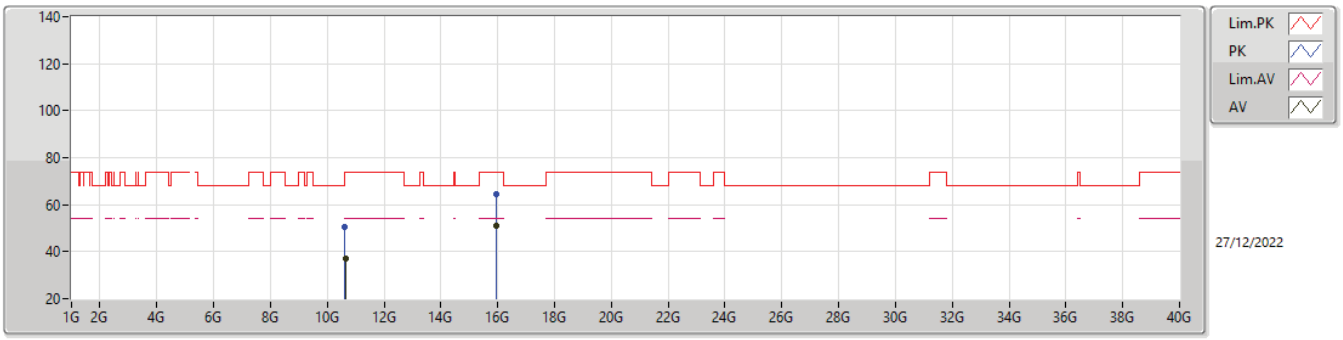

Type	Freq	Level	Limit	Margin	Factor	Dist	Condition	Azimuth	Height	Raw	AF	CL	PA
	(Hz)	(dBuV/m)	(dBuV/m)	(dB)	(dB)	(m)		(°)	(m)	(dBuV)	(dB)	(dB)	(dB)
AV	10.65968G	37.06	54.00	-16.94	16.37	3	Horizontal	16	1.50	20.69	39.08	11.69	34.40
AV	15.95904G	50.86	54.00	-3.14	16.05	3	Horizontal	225	2.00	34.81	38.08	12.62	34.65
PK	10.6308G	50.56	74.00	-23.44	16.25	3	Horizontal	16	1.50	34.31	38.99	11.68	34.42
PK	15.95872G	64.28	74.00	-9.72	16.05	3	Horizontal	225	2.00	48.23	38.08	12.62	34.65

5.47-5.725GHz_802.11a_Nss1,(6Mbps)_2TX

5500MHz_TX

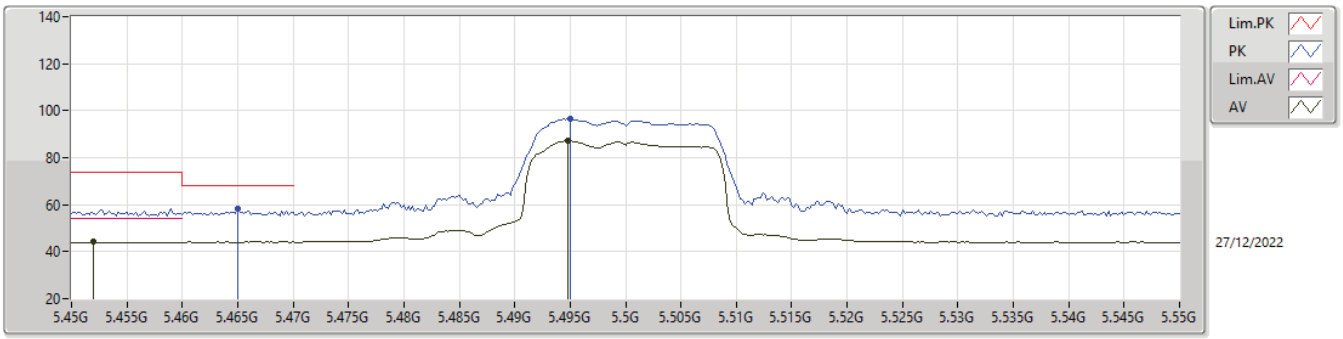

Type	Freq	Level	Limit	Margin	Factor	Dist	Condition	Azimuth	Height	Raw	AF	CL	PA
	(Hz)	(dBuV/m)	(dBuV/m)	(dB)	(dB)	(m)		(°)	(m)	(dBuV)	(dB)	(dB)	(dB)
AV	5.452G	44.06	54.00	-9.94	5.70	3	Vertical	224	1.48	38.36	32.90	6.97	34.17
AV	5.4948G	87.05	Inf	-Inf	5.76	3	Vertical	224	1.48	81.29	32.90	7.04	34.18
PK	5.465G	58.43	68.20	-9.77	5.71	3	Vertical	224	1.48	52.72	32.90	6.99	34.18
PK	5.495G	96.45	Inf	-Inf	5.76	3	Vertical	224	1.48	90.69	32.90	7.04	34.18

5.47-5.725GHz_802.11a_Nss1,(6Mbps)_2TX

5500MHz_TX

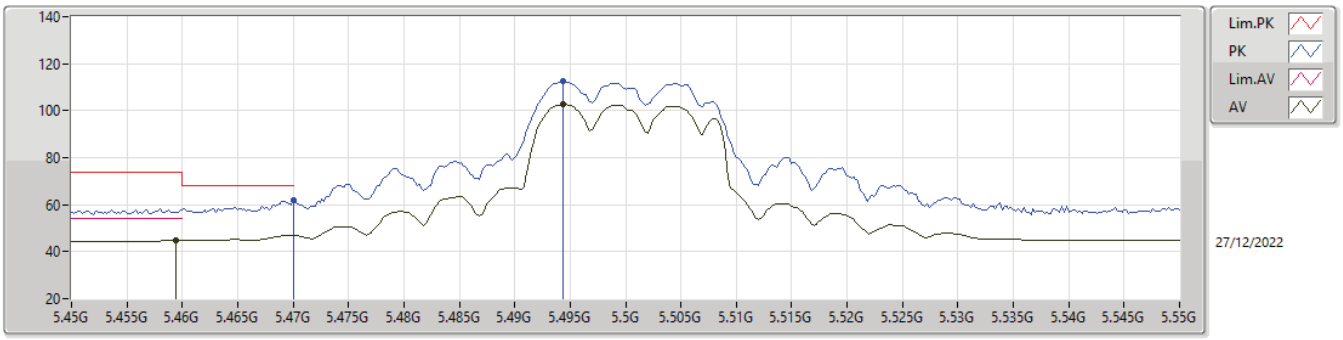

Type	Freq	Level	Limit	Margin	Factor	Dist	Condition	Azimuth	Height	Raw	AF	CL	PA
	(Hz)	(dBuV/m)	(dBuV/m)	(dB)	(dB)	(m)		(°)	(m)	(dBuV)	(dB)	(dB)	(dB)
AV	5.4594G	44.69	54.00	-9.31	5.71	3	Horizontal	93	1.06	38.98	32.90	6.99	34.18
AV	5.4944G	102.62	Inf	-Inf	5.76	3	Horizontal	93	1.06	96.86	32.90	7.04	34.18
PK	5.47G	61.98	68.20	-6.22	5.72	3	Horizontal	93	1.06	56.26	32.90	7.00	34.18
PK	5.4944G	112.52	Inf	-Inf	5.76	3	Horizontal	93	1.06	106.76	32.90	7.04	34.18

5.47-5.725GHz_802.11a_Nss1,(6Mbps)_2TX

5500MHz_TX

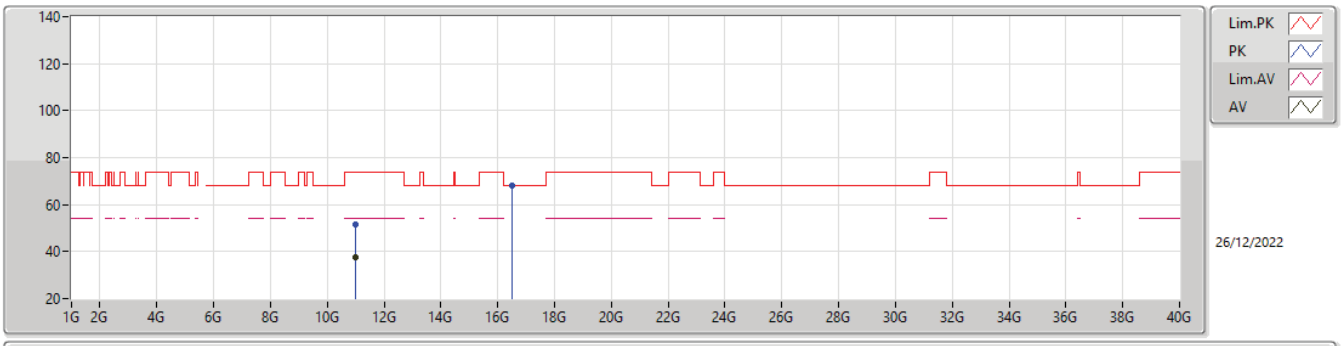

Type	Freq	Level	Limit	Margin	Factor	Dist	Condition	Azimuth	Height	Raw	AF	CL	PA
	(Hz)	(dBuV/m)	(dBuV/m)	(dB)	(dB)	(m)		(°)	(m)	(dBuV)	(dB)	(dB)	(dB)
AV	11.00128G	37.50	54.00	-16.50	16.55	3	Vertical	347	3.00	20.95	39.00	11.71	34.16
PK	10.99808G	51.51	74.00	-22.49	16.54	3	Vertical	347	3.00	34.97	39.00	11.70	34.16
PK	16.50024G	67.98	68.20	-0.22	17.23	3	Vertical	6	2.63	50.75	38.40	13.03	34.20

5.47-5.725GHz_802.11a_Nss1,(6Mbps)_2TX

5500MHz_TX

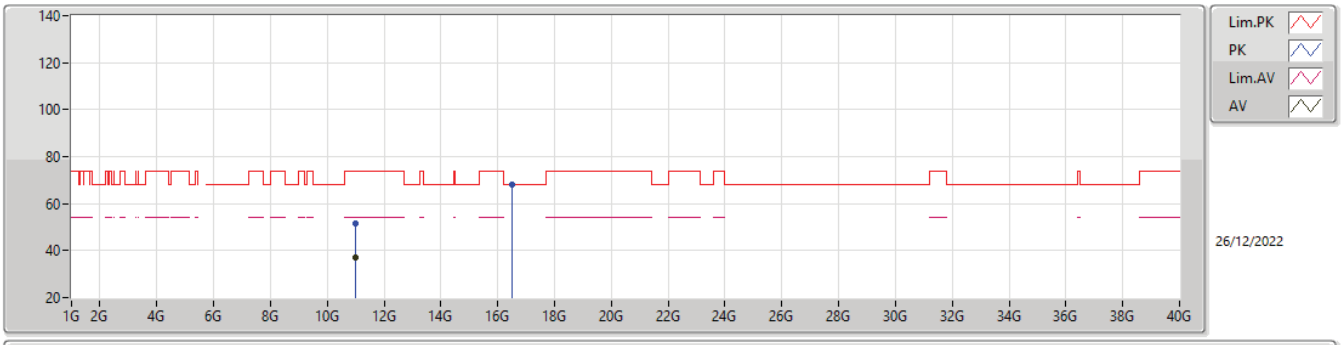

Type	Freq	Level	Limit	Margin	Factor	Dist	Condition	Azimuth	Height	Raw	AF	CL	PA
	(Hz)	(dBuV/m)	(dBuV/m)	(dB)	(dB)	(m)		(°)	(m)	(dBuV)	(dB)	(dB)	(dB)
AV	10.9804G	36.93	54.00	-17.07	16.55	3	Horizontal	279	1.50	20.38	39.02	11.70	34.17
PK	11.00272G	51.51	74.00	-22.49	16.55	3	Horizontal	279	1.50	34.96	39.00	11.71	34.16
PK	16.49936G	68.10	68.20	-0.10	17.22	3	Horizontal	317	1.92	50.88	38.40	13.02	34.20

5.47-5.725GHz_802.11a_Nss1,(6Mbps)_2TX

5580MHz_TX

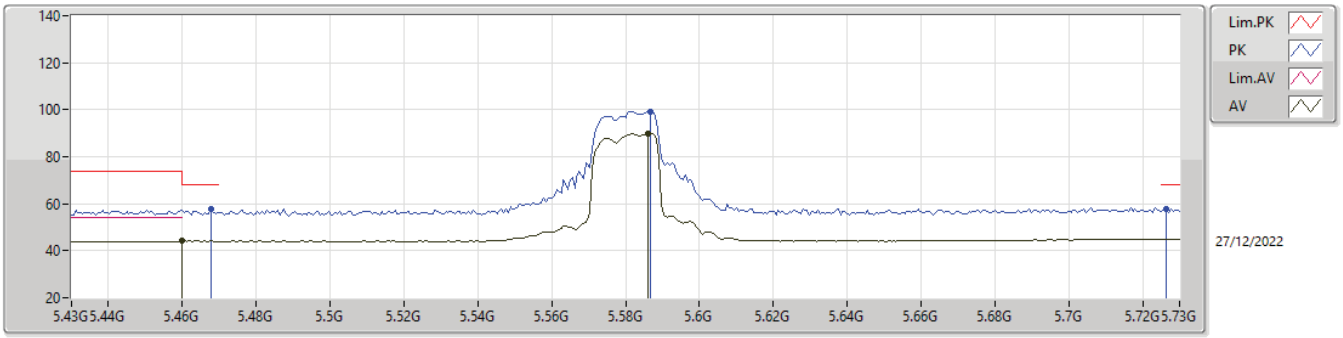

Type	Freq	Level	Limit	Margin	Factor	Dist	Condition	Azimuth	Height	Raw	AF	CL	PA
	(Hz)	(dBuV/m)	(dBuV/m)	(dB)	(dB)	(m)		(°)	(m)	(dBuV)	(dB)	(dB)	(dB)
AV	5.46G	44.06	54.00	-9.94	5.71	3	Vertical	223	1.65	38.35	32.90	6.99	34.18
AV	5.586G	89.88	Inf	-Inf	5.97	3	Vertical	223	1.65	83.91	32.97	7.19	34.19
PK	5.4678G	57.67	68.20	-10.53	5.72	3	Vertical	223	1.65	51.95	32.90	7.00	34.18
PK	5.5866G	99.37	Inf	-Inf	5.97	3	Vertical	223	1.65	93.40	32.97	7.19	34.19
PK	5.7264G	58.00	68.20	-10.20	6.78	3	Vertical	223	1.65	51.22	33.71	7.27	34.20

5.47-5.725GHz_802.11a_Nss1,(6Mbps)_2TX

5580MHz_TX

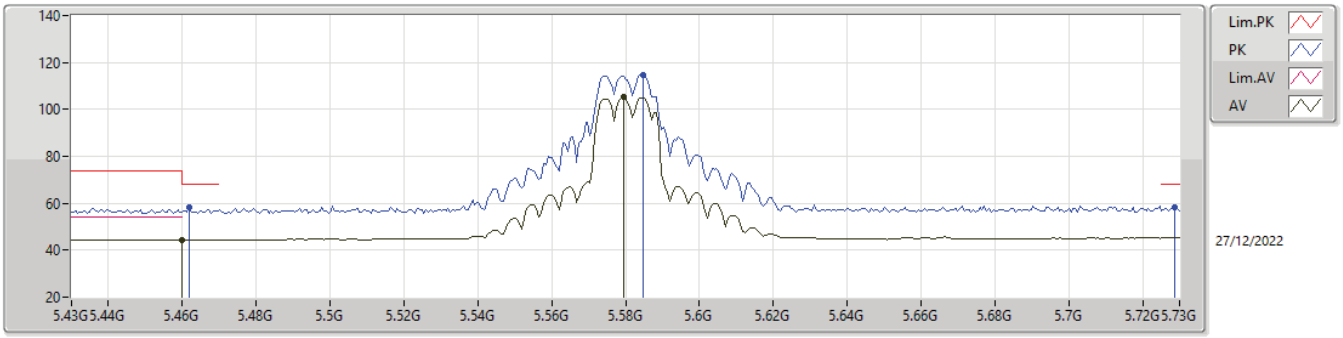

Type	Freq	Level	Limit	Margin	Factor	Dist	Condition	Azimuth	Height	Raw	AF	CL	PA
	(Hz)	(dBuV/m)	(dBuV/m)	(dB)	(dB)	(m)		(°)	(m)	(dBuV)	(dB)	(dB)	(dB)
AV	5.46G	44.44	54.00	-9.56	5.71	3	Horizontal	91	1.16	38.73	32.90	6.99	34.18
AV	5.5794G	105.13	Inf	-Inf	5.95	3	Horizontal	91	1.16	99.18	32.96	7.18	34.19
PK	5.4618G	58.15	68.20	-10.05	5.71	3	Horizontal	91	1.16	52.44	32.90	6.99	34.18
PK	5.5848G	114.63	Inf	-Inf	5.97	3	Horizontal	91	1.16	108.66	32.97	7.19	34.19
PK	5.7288G	58.08	68.20	-10.12	6.79	3	Horizontal	91	1.16	51.29	33.72	7.27	34.20

5.47-5.725GHz_802.11a_Nss1,(6Mbps)_2TX

5580MHz_TX

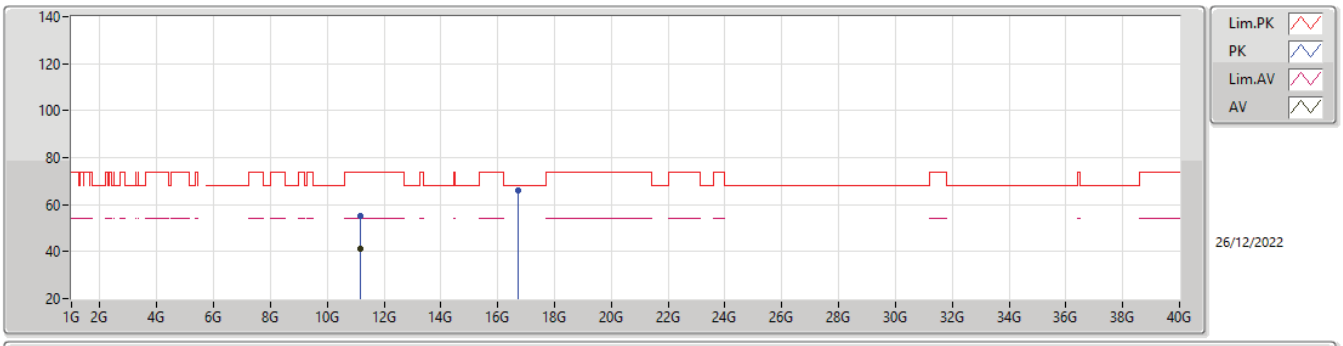

Type	Freq	Level	Limit	Margin	Factor	Dist	Condition	Azimuth	Height	Raw	AF	CL	PA
	(Hz)	(dBuV/m)	(dBuV/m)	(dB)	(dB)	(m)		(°)	(m)	(dBuV)	(dB)	(dB)	(dB)
AV	11.1612G	41.11	54.00	-12.89	16.54	3	Vertical	343	2.96	24.57	38.96	11.71	34.13
PK	11.15656G	54.95	74.00	-19.05	16.54	3	Vertical	343	2.96	38.41	38.96	11.71	34.13
PK	16.7396G	66.11	68.20	-2.09	17.78	3	Vertical	23	1.89	48.33	38.30	13.21	33.73

5.47-5.725GHz_802.11a_Nss1,(6Mbps)_2TX

5580MHz_TX

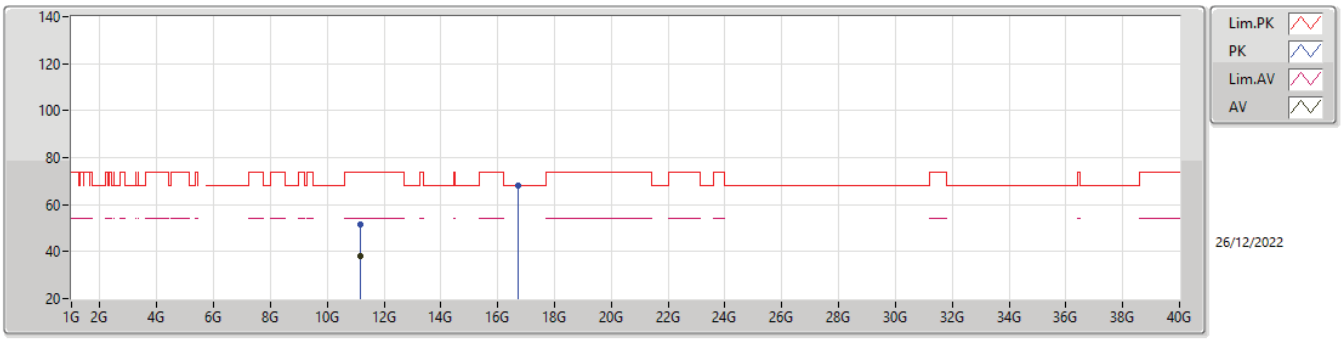

Type	Freq	Level	Limit	Margin	Factor	Dist	Condition	Azimuth	Height	Raw	AF	CL	PA
	(Hz)	(dBuV/m)	(dBuV/m)	(dB)	(dB)	(m)		(°)	(m)	(dBuV)	(dB)	(dB)	(dB)
AV	11.16008G	38.20	54.00	-15.80	16.54	3	Horizontal	322	1.02	21.66	38.96	11.71	34.13
PK	11.15544G	51.43	74.00	-22.57	16.54	3	Horizontal	322	1.02	34.89	38.96	11.71	34.13
PK	16.7404G	67.94	68.20	-0.26	17.79	3	Horizontal	349	1.00	50.15	38.30	13.21	33.72

5.47-5.725GHz_802.11a_Nss1,(6Mbps)_2TX

5700MHz_TX

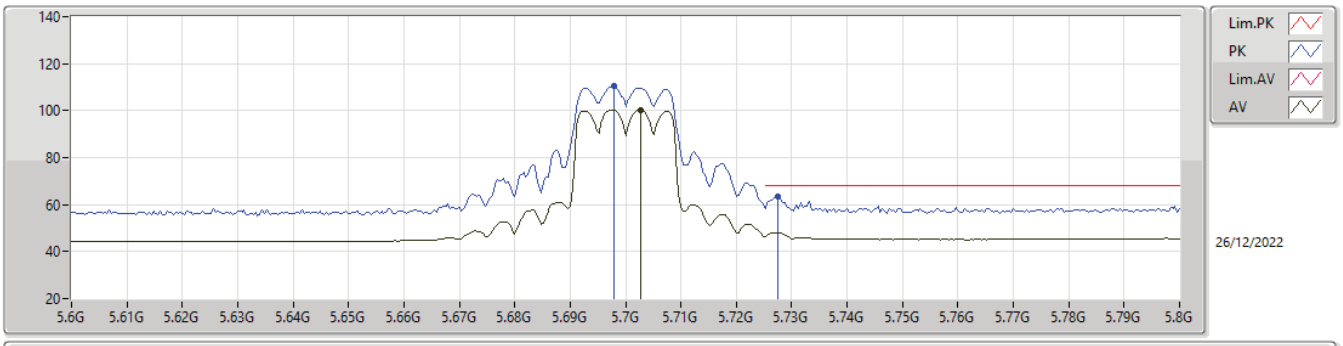

Type	Freq	Level	Limit	Margin	Factor	Dist	Condition	Azimuth	Height	Raw	AF	CL	PA
	(Hz)	(dBuV/m)	(dBuV/m)	(dB)	(dB)	(m)		(°)	(m)	(dBuV)	(dB)	(dB)	(dB)
AV	5.7028G	100.34	Inf	-Inf	6.67	3	Vertical	7	2.94	93.67	33.61	7.26	34.20
PK	5.698G	110.50	Inf	-Inf	6.63	3	Vertical	7	2.94	103.87	33.58	7.25	34.20
PK	5.7276G	63.65	68.20	-4.55	6.78	3	Vertical	7	2.94	56.87	33.71	7.27	34.20

5.47-5.725GHz_802.11a_Nss1,(6Mbps)_2TX

5700MHz_TX

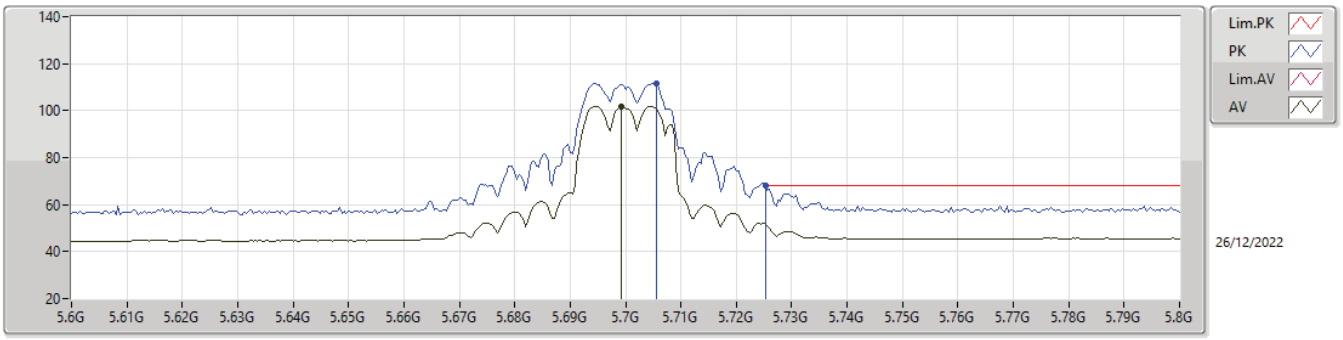

Type	Freq	Level	Limit	Margin	Factor	Dist	Condition	Azimuth	Height	Raw	AF	CL	PA
	(Hz)	(dBuV/m)	(dBuV/m)	(dB)	(dB)	(m)		(°)	(m)	(dBuV)	(dB)	(dB)	(dB)
AV	5.6992G	101.84	Inf	-Inf	6.64	3	Horizontal	93	1.00	95.20	33.59	7.25	34.20
PK	5.7056G	111.44	Inf	-Inf	6.68	3	Horizontal	93	1.00	104.76	33.62	7.26	34.20
PK	5.7252G	67.90	68.20	-0.30	6.77	3	Horizontal	93	1.00	61.13	33.70	7.27	34.20

5.47-5.725GHz_802.11a_Nss1,(6Mbps)_2TX

5700MHz_TX

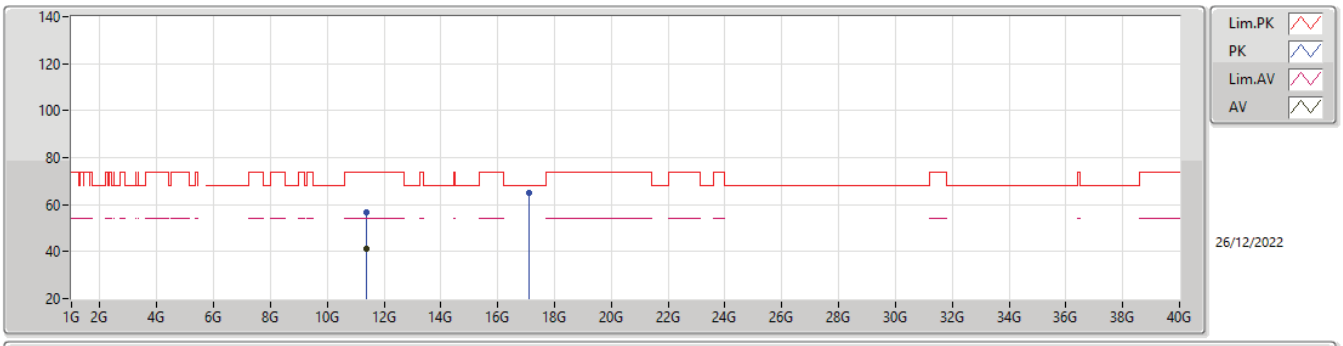

Type	Freq	Level	Limit	Margin	Factor	Dist	Condition	Azimuth	Height	Raw	AF	CL	PA
	(Hz)	(dBuV/m)	(dBuV/m)	(dB)	(dB)	(m)		(°)	(m)	(dBuV)	(dB)	(dB)	(dB)
AV	11.40104G	41.31	54.00	-12.69	16.85	3	Vertical	344	2.92	24.46	39.20	11.73	34.08
PK	11.39632G	56.75	74.00	-17.25	16.85	3	Vertical	344	2.92	39.90	39.20	11.73	34.08
PK	17.10128G	65.20	68.20	-3.00	18.45	3	Vertical	191	2.86	46.75	38.20	13.49	33.24

5.47-5.725GHz_802.11a_Nss1,(6Mbps)_2TX

5700MHz_TX

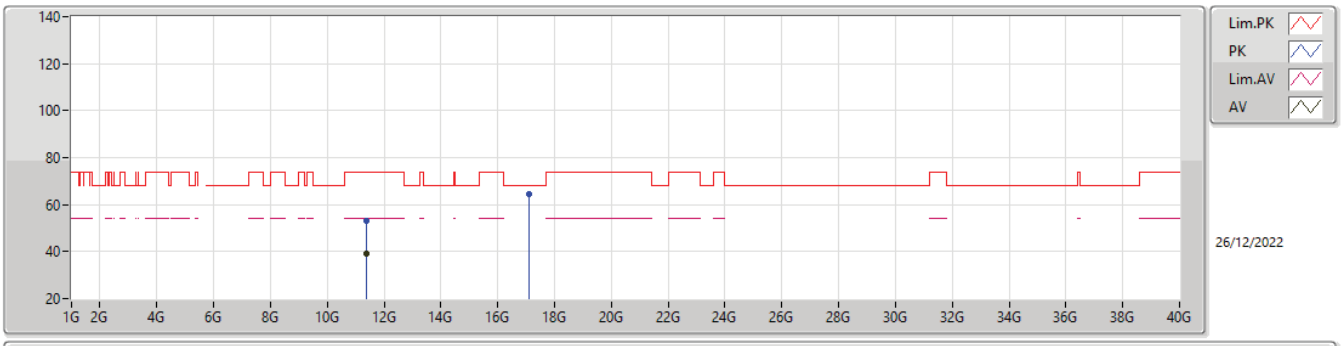

Type	Freq	Level	Limit	Margin	Factor	Dist	Condition	Azimuth	Height	Raw	AF	CL	PA
	(Hz)	(dBuV/m)	(dBuV/m)	(dB)	(dB)	(m)		(°)	(m)	(dBuV)	(dB)	(dB)	(dB)
AV	11.40016G	39.19	54.00	-14.81	16.85	3	Horizontal	322	2.04	22.34	39.20	11.73	34.08
PK	11.39552G	52.85	74.00	-21.15	16.85	3	Horizontal	322	2.04	36.00	39.20	11.73	34.08
PK	17.10192G	64.73	68.20	-3.47	18.45	3	Horizontal	360	1.86	46.28	38.20	13.49	33.24

5.725-5.85GHz_802.11a_Nss1,(6Mbps)_2TX

5745MHz_TX

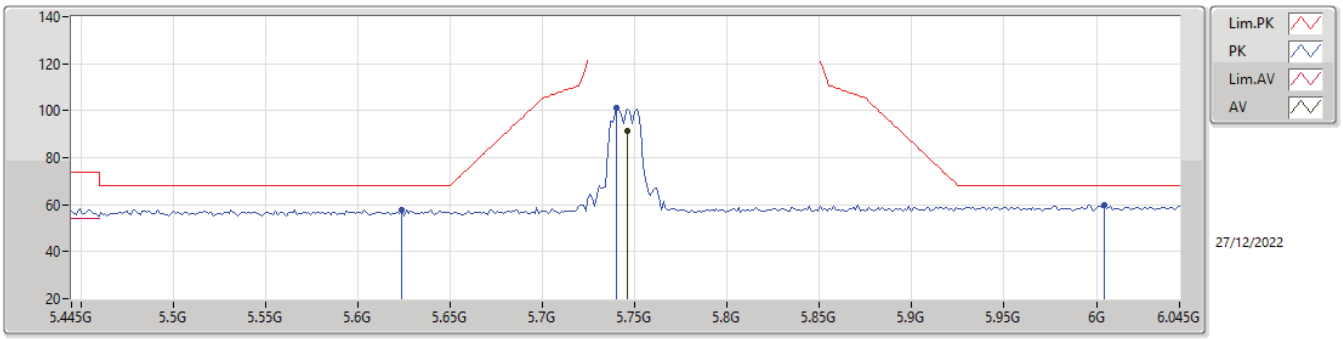

Type	Freq	Level	Limit	Margin	Factor	Dist	Condition	Azimuth	Height	Raw	AF	CL	PA
	(Hz)	(dBuV/m)	(dBuV/m)	(dB)	(dB)	(m)		(°)	(m)	(dBuV)	(dB)	(dB)	(dB)
AV	5.7462G	91.50	Inf	-Inf	6.86	3	Vertical	202	3.00	84.64	33.78	7.28	34.20
PK	5.6238G	58.00	68.20	-10.20	6.03	3	Vertical	202	3.00	51.97	33.00	7.22	34.19
PK	5.7402G	101.00	Inf	-Inf	6.83	3	Vertical	202	3.00	94.17	33.76	7.27	34.20
PK	6.0042G	59.64	68.20	-8.56	7.40	3	Vertical	202	3.00	52.24	34.10	7.52	34.22

5.725-5.85GHz_802.11a_Nss1,(6Mbps)_2TX

5745MHz_TX

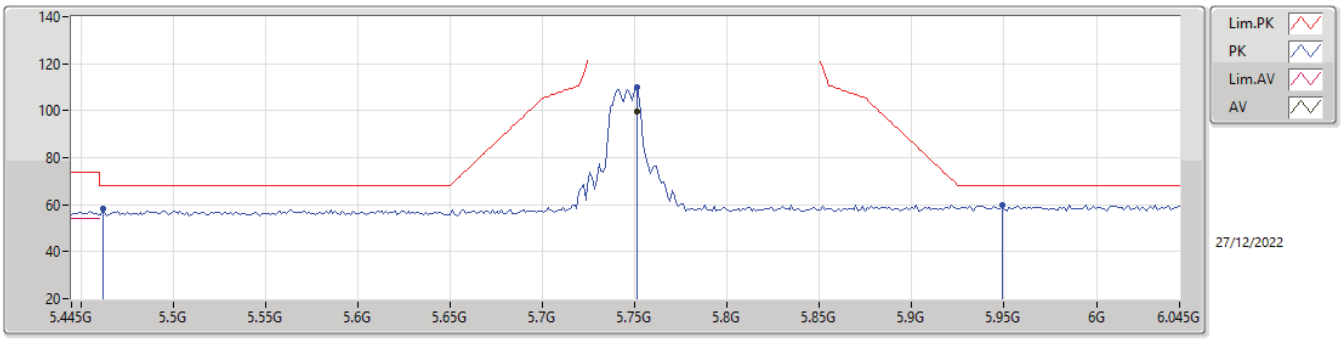

Type	Freq	Level	Limit	Margin	Factor	Dist	Condition	Azimuth	Height	Raw	AF	CL	PA
	(Hz)	(dBuV/m)	(dBuV/m)	(dB)	(dB)	(m)		(°)	(m)	(dBuV)	(dB)	(dB)	(dB)
AV	5.751G	99.47	Inf	-Inf	6.89	3	Horizontal	333	1.36	92.58	33.81	7.28	34.20
PK	5.4618G	58.27	68.20	-9.93	5.71	3	Horizontal	333	1.36	52.56	32.90	6.99	34.18
PK	5.751G	109.76	Inf	-Inf	6.89	3	Horizontal	333	1.36	102.87	33.81	7.28	34.20
PK	5.949G	59.95	68.20	-8.25	7.44	3	Horizontal	333	1.36	52.51	34.20	7.46	34.22

5.725-5.85GHz_802.11a_Nss1,(6Mbps)_2TX

5745MHz_TX

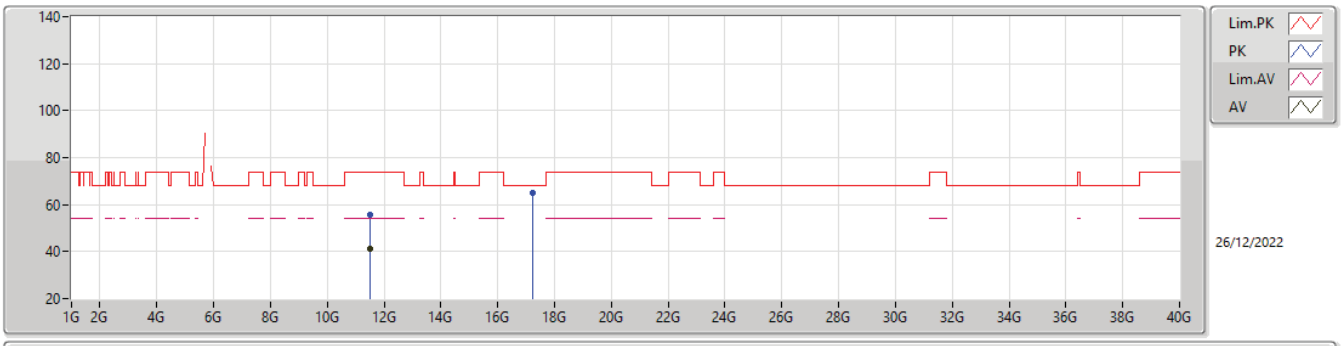

Type	Freq	Level	Limit	Margin	Factor	Dist	Condition	Azimuth	Height	Raw	AF	CL	PA
	(Hz)	(dBuV/m)	(dBuV/m)	(dB)	(dB)	(m)		(°)	(m)	(dBuV)	(dB)	(dB)	(dB)
AV	11.49016G	41.28	54.00	-12.72	16.78	3	Vertical	343	2.89	24.50	39.11	11.73	34.06
PK	11.49104G	55.54	74.00	-18.46	16.78	3	Vertical	343	2.89	38.76	39.11	11.73	34.06
PK	17.2242G	64.76	68.20	-3.44	18.52	3	Vertical	193	3.00	46.24	38.22	13.58	33.28

5.725-5.85GHz_802.11a_Nss1,(6Mbps)_2TX

5745MHz_TX

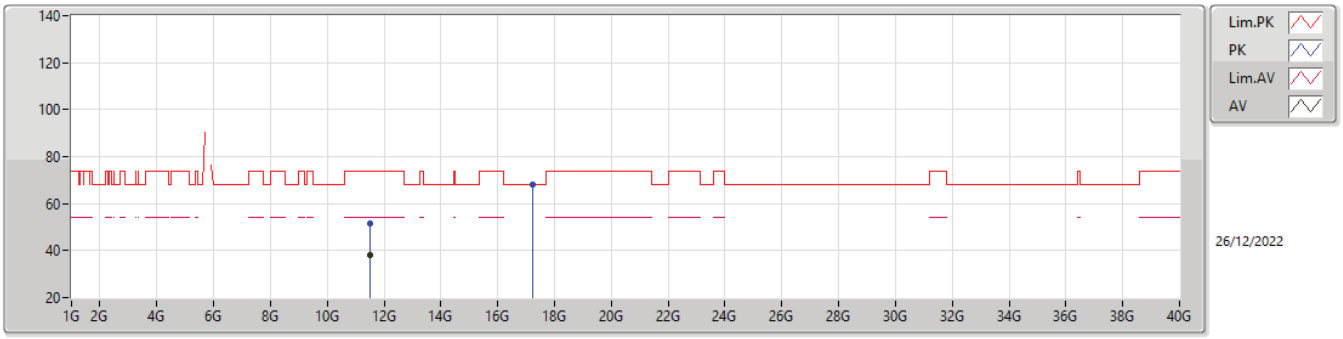

Type	Freq	Level	Limit	Margin	Factor	Dist	Condition	Azimuth	Height	Raw	AF	CL	PA
	(Hz)	(dBuV/m)	(dBuV/m)	(dB)	(dB)	(m)		(°)	(m)	(dBuV)	(dB)	(dB)	(dB)
AV	11.49008G	38.03	54.00	-15.97	16.78	3	Horizontal	34	1.03	21.25	39.11	11.73	34.06
PK	11.49008G	51.57	74.00	-22.43	16.78	3	Horizontal	34	1.03	34.79	39.11	11.73	34.06
PK	17.2342G	68.03	68.20	-0.17	18.54	3	Horizontal	200	2.00	49.49	38.23	13.59	33.28

5.725-5.85GHz_802.11a_Nss1,(6Mbps)_2TX

5785MHz_TX

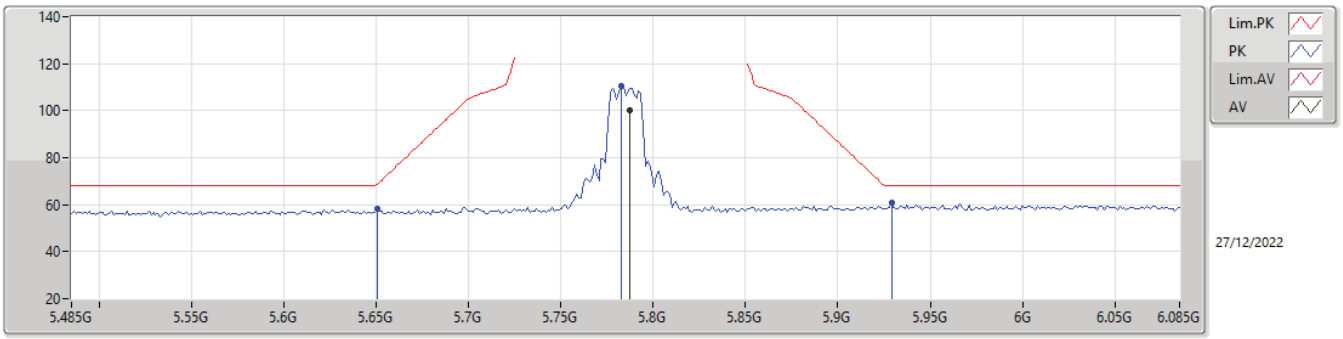

Type	Freq	Level	Limit	Margin	Factor	Dist	Condition	Azimuth	Height	Raw	AF	CL	PA
	(Hz)	(dBuV/m)	(dBuV/m)	(dB)	(dB)	(m)		(°)	(m)	(dBuV)	(dB)	(dB)	(dB)
AV	5.7874G	100.36	Inf	-Inf	7.11	3	Vertical	10	3.00	93.25	34.02	7.29	34.20
PK	5.6506G	58.45	68.64	-10.19	6.05	3	Vertical	10	3.00	52.40	33.01	7.23	34.19
PK	5.7826G	110.27	Inf	-Inf	7.09	3	Vertical	10	3.00	103.18	34.00	7.29	34.20
PK	5.929G	60.65	68.20	-7.55	7.47	3	Vertical	10	3.00	53.18	34.24	7.44	34.21

5.725-5.85GHz_802.11a_Nss1,(6Mbps)_2TX

5785MHz_TX

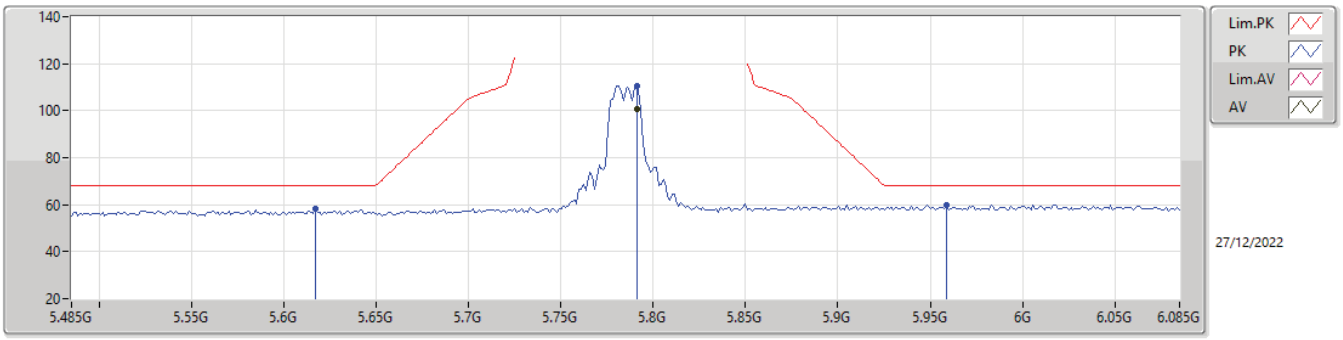

Type	Freq	Level	Limit	Margin	Factor	Dist	Condition	Azimuth	Height	Raw	AF	CL	PA
	(Hz)	(dBuV/m)	(dBuV/m)	(dB)	(dB)	(m)		(°)	(m)	(dBuV)	(dB)	(dB)	(dB)
AV	5.791G	100.51	Inf	-Inf	7.15	3	Horizontal	333	1.18	93.36	34.05	7.30	34.20
PK	5.617G	58.08	68.20	-10.12	6.03	3	Horizontal	333	1.18	52.05	33.00	7.22	34.19
PK	5.791G	110.60	Inf	-Inf	7.15	3	Horizontal	333	1.18	103.45	34.05	7.30	34.20
PK	5.959G	59.99	68.20	-8.21	7.43	3	Horizontal	333	1.18	52.56	34.18	7.47	34.22

5.725-5.85GHz_802.11a_Nss1,(6Mbps)_2TX

5785MHz_TX

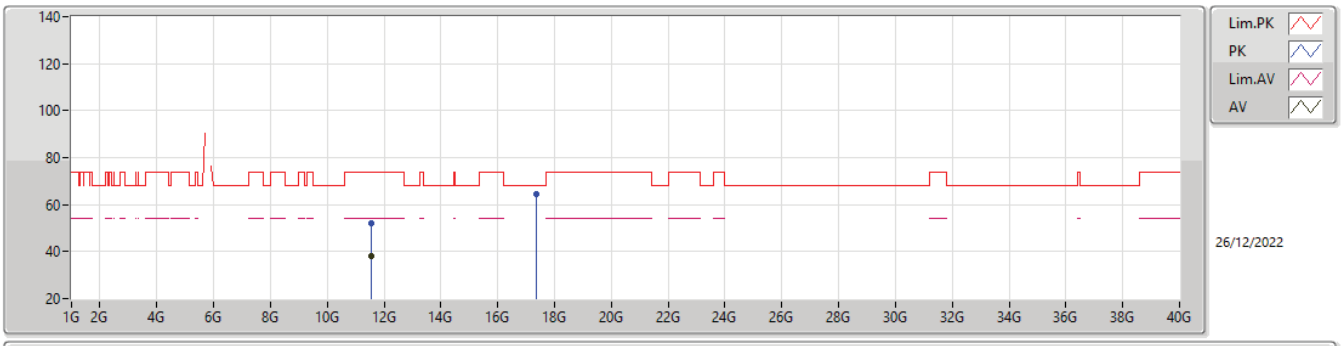

Type	Freq	Level	Limit	Margin	Factor	Dist	Condition	Azimuth	Height	Raw	AF	CL	PA
	(Hz)	(dBuV/m)	(dBuV/m)	(dB)	(dB)	(m)		(°)	(m)	(dBuV)	(dB)	(dB)	(dB)
AV	11.56992G	37.89	54.00	-16.11	16.46	3	Vertical	215	2.81	21.43	38.82	11.74	34.10
PK	11.57032G	52.13	74.00	-21.87	16.46	3	Vertical	215	2.81	35.67	38.82	11.74	34.10
PK	17.35428G	64.70	68.20	-3.50	18.82	3	Vertical	233	2.08	45.88	38.46	13.68	33.32

5.725-5.85GHz_802.11a_Nss1,(6Mbps)_2TX

5785MHz_TX

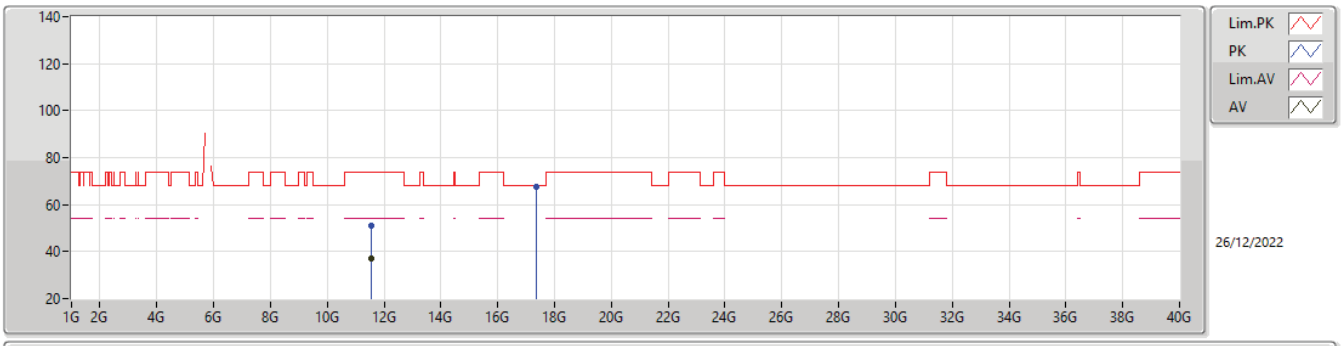

Type	Freq	Level	Limit	Margin	Factor	Dist	Condition	Azimuth	Height	Raw	AF	CL	PA
	(Hz)	(dBuV/m)	(dBuV/m)	(dB)	(dB)	(m)		(°)	(m)	(dBuV)	(dB)	(dB)	(dB)
AV	11.55016G	36.99	54.00	-17.01	16.55	3	Horizontal	75	1.50	20.44	38.90	11.74	34.09
PK	11.5704G	50.98	74.00	-23.02	16.46	3	Horizontal	75	1.50	34.52	38.82	11.74	34.10
PK	17.34596G	67.83	68.20	-0.37	18.80	3	Horizontal	212	2.49	49.03	38.44	13.68	33.32

5.725-5.85GHz_802.11a_Nss1,(6Mbps)_2TX

5825MHz_TX

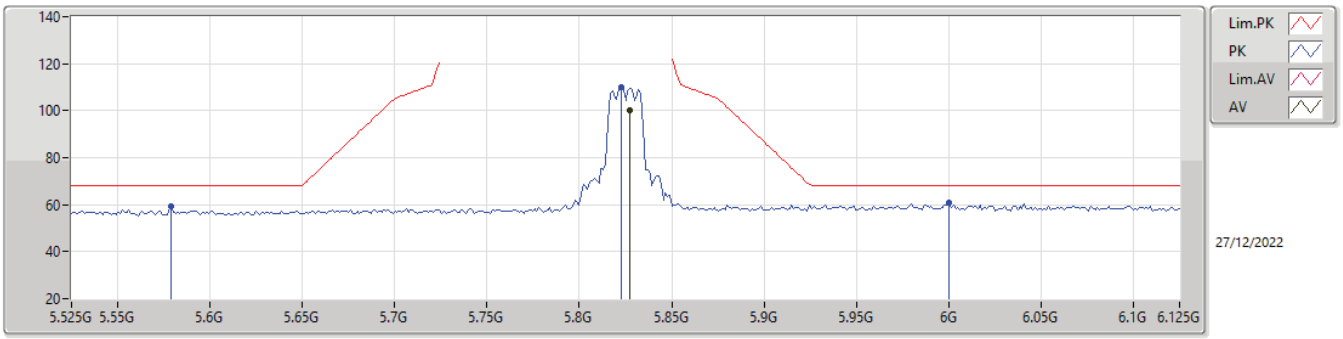

Type	Freq	Level	Limit	Margin	Factor	Dist	Condition	Azimuth	Height	Raw	AF	CL	PA
	(Hz)	(dBuV/m)	(dBuV/m)	(dB)	(dB)	(m)		(°)	(m)	(dBuV)	(dB)	(dB)	(dB)
AV	5.8274G	100.18	Inf	-Inf	7.22	3	Vertical	7	2.95	92.96	34.10	7.33	34.21
PK	5.579G	59.24	68.20	-8.96	5.95	3	Vertical	7	2.95	53.29	32.96	7.18	34.19
PK	5.8226G	110.06	Inf	-Inf	7.21	3	Vertical	7	2.95	102.85	34.10	7.32	34.21
PK	6.0002G	61.12	68.20	-7.08	7.40	3	Vertical	7	2.95	53.72	34.10	7.52	34.22

5.725-5.85GHz_802.11a_Nss1,(6Mbps)_2TX

5825MHz_TX

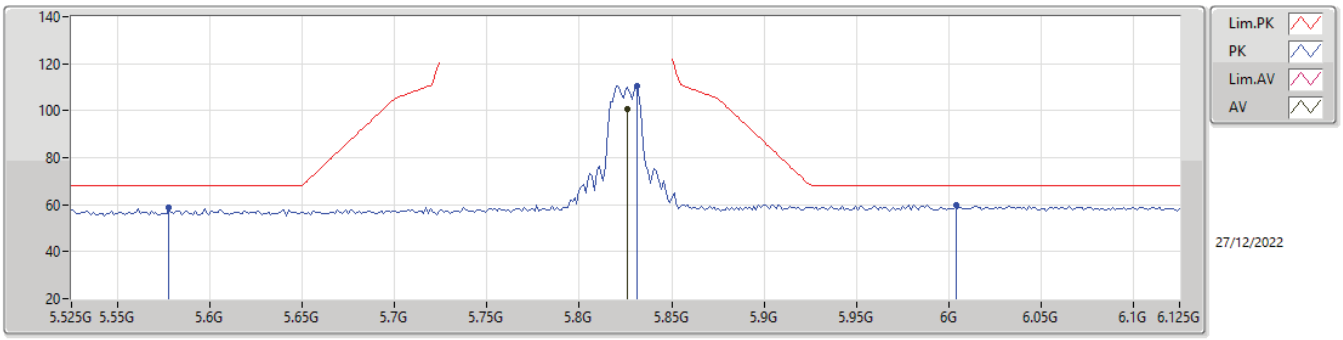

Type	Freq	Level	Limit	Margin	Factor	Dist	Condition	Azimuth	Height	Raw	AF	CL	PA
	(Hz)	(dBuV/m)	(dBuV/m)	(dB)	(dB)	(m)		(°)	(m)	(dBuV)	(dB)	(dB)	(dB)
AV	5.8262G	100.45	Inf	-Inf	7.22	3	Horizontal	332	1.23	93.23	34.10	7.33	34.21
PK	5.5778G	58.61	68.20	-9.59	5.94	3	Horizontal	332	1.23	52.67	32.96	7.17	34.19
PK	5.831G	110.61	Inf	-Inf	7.22	3	Horizontal	332	1.23	103.39	34.10	7.33	34.21
PK	6.0038G	59.71	68.20	-8.49	7.40	3	Horizontal	332	1.23	52.31	34.10	7.52	34.22

5.725-5.85GHz_802.11a_Nss1,(6Mbps)_2TX

5825MHz_TX

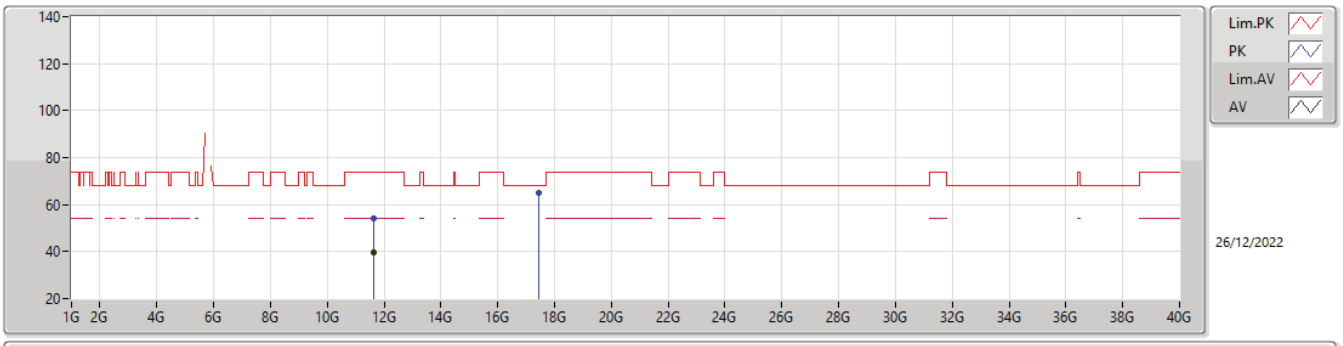

Type	Freq	Level	Limit	Margin	Factor	Dist	Condition	Azimuth	Height	Raw	AF	CL	PA
	(Hz)	(dBuV/m)	(dBuV/m)	(dB)	(dB)	(m)		(°)	(m)	(dBuV)	(dB)	(dB)	(dB)
AV	11.65104G	39.63	54.00	-14.37	16.29	3	Vertical	346	2.88	23.34	38.70	11.74	34.15
PK	11.65144G	53.98	74.00	-20.02	16.29	3	Vertical	346	2.88	37.69	38.70	11.74	34.15
PK	17.4662G	65.03	68.20	-3.17	19.08	3	Vertical	196	2.08	45.95	38.67	13.77	33.36

5.725-5.85GHz_802.11a_Nss1,(6Mbps)_2TX

5825MHz_TX

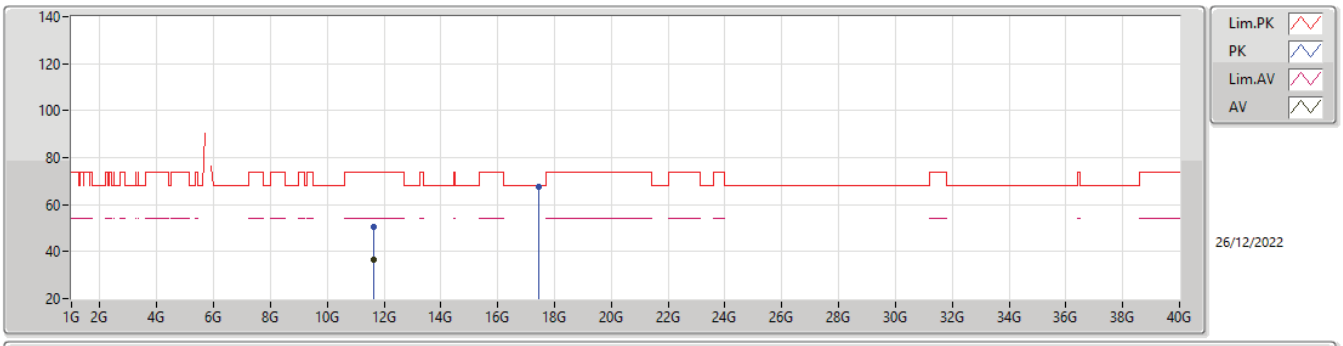

Type	Freq	Level	Limit	Margin	Factor	Dist	Condition	Azimuth	Height	Raw	AF	CL	PA
	(Hz)	(dBuV/m)	(dBuV/m)	(dB)	(dB)	(m)		(°)	(m)	(dBuV)	(dB)	(dB)	(dB)
AV	11.6412G	36.71	54.00	-17.29	16.29	3	Horizontal	48	1.50	20.42	38.70	11.74	34.15
PK	11.65568G	50.58	74.00	-23.42	16.28	3	Horizontal	48	1.50	34.30	38.70	11.74	34.16
PK	17.4662G	67.84	68.20	-0.36	19.08	3	Horizontal	212	2.00	48.76	38.67	13.77	33.36

5.15-5.25GHz_802.11ac VHT20_Nss1,(MCS0)_2TX

5180MHz_TX

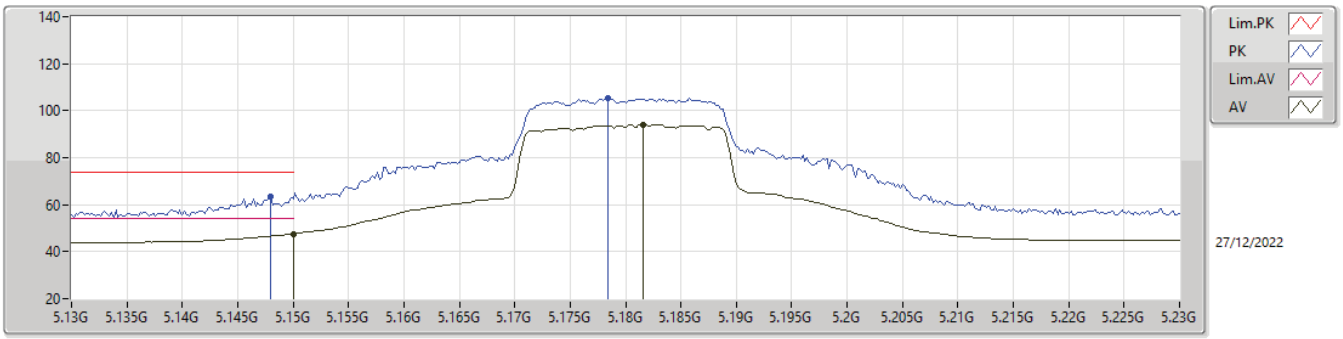

Type	Freq	Level	Limit	Margin	Factor	Dist	Condition	Azimuth	Height	Raw	AF	CL	PA
	(Hz)	(dBuV/m)	(dBuV/m)	(dB)	(dB)	(m)		(°)	(m)	(dBuV)	(dB)	(dB)	(dB)
AV	5.15G	47.57	54.00	-6.43	5.81	3	Vertical	177	3.00	41.76	33.10	6.85	34.14
AV	5.1816G	93.99	Inf	-Inf	5.85	3	Vertical	177	3.00	88.14	33.10	6.89	34.14
PK	5.148G	63.31	74.00	-10.69	5.81	3	Vertical	177	3.00	57.50	33.10	6.85	34.14
PK	5.1784G	105.37	Inf	-Inf	5.84	3	Vertical	177	3.00	99.53	33.10	6.88	34.14

5.15-5.25GHz_802.11ac VHT20_Nss1,(MCS0)_2TX

5180MHz_TX

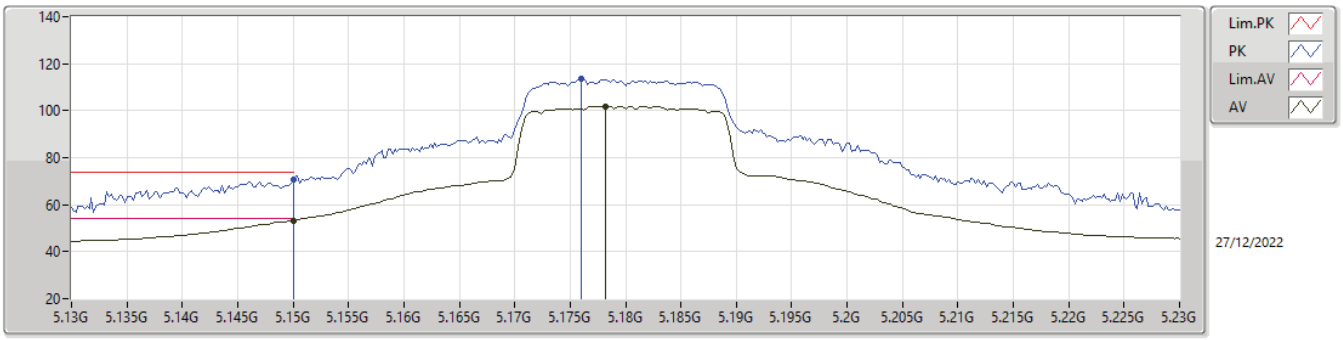

Type	Freq	Level	Limit	Margin	Factor	Dist	Condition	Azimuth	Height	Raw	AF	CL	PA
	(Hz)	(dBuV/m)	(dBuV/m)	(dB)	(dB)	(m)		(°)	(m)	(dBuV)	(dB)	(dB)	(dB)
AV	5.15G	53.34	54.00	-0.66	5.81	3	Horizontal	321	1.04	47.53	33.10	6.85	34.14
AV	5.1782G	101.78	Inf	-Inf	5.84	3	Horizontal	321	1.04	95.94	33.10	6.88	34.14
PK	5.15G	70.58	74.00	-3.42	5.81	3	Horizontal	321	1.04	64.77	33.10	6.85	34.14
PK	5.176G	113.61	Inf	-Inf	5.84	3	Horizontal	321	1.04	107.77	33.10	6.88	34.14

5.15-5.25GHz_802.11ac VHT20_Nss1,(MCS0)_2TX

5180MHz_TX

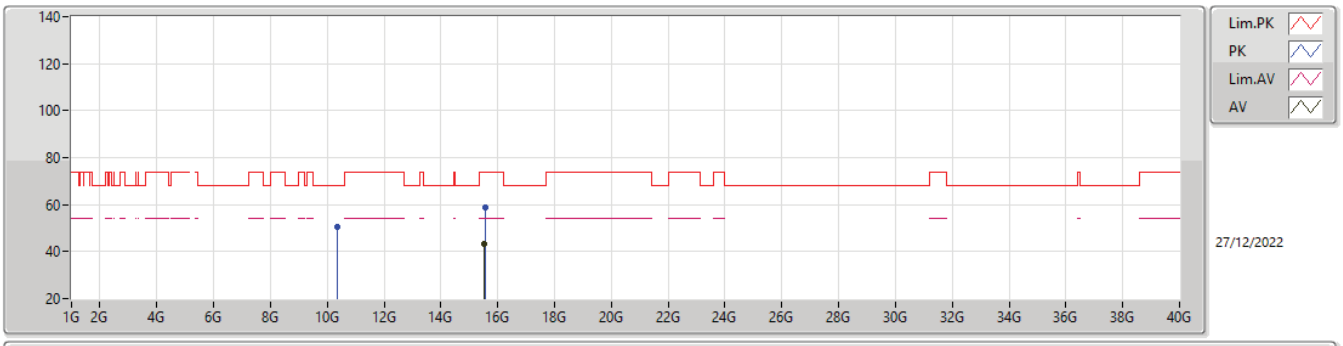

Type	Freq	Level	Limit	Margin	Factor	Dist	Condition	Azimuth	Height	Raw	AF	CL	PA
	(Hz)	(dBuV/m)	(dBuV/m)	(dB)	(dB)	(m)		(°)	(m)	(dBuV)	(dB)	(dB)	(dB)
AV	15.5439G	43.05	54.00	-10.95	16.90	3	Vertical	239	2.59	26.15	38.81	12.41	34.32
PK	10.36318G	50.43	68.20	-17.77	15.95	3	Vertical	184	1.50	34.48	38.90	11.67	34.62
PK	15.54654G	58.63	74.00	-15.37	16.89	3	Vertical	239	2.59	41.74	38.81	12.41	34.33

5.15-5.25GHz_802.11ac VHT20_Nss1,(MCS0)_2TX

5180MHz_TX

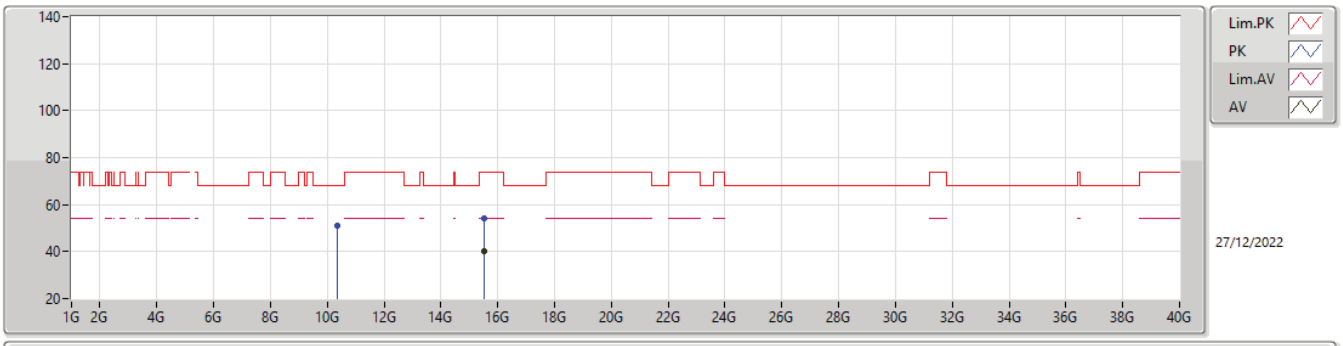

Type	Freq	Level	Limit	Margin	Factor	Dist	Condition	Azimuth	Height	Raw	AF	CL	PA
	(Hz)	(dBuV/m)	(dBuV/m)	(dB)	(dB)	(m)		(°)	(m)	(dBuV)	(dB)	(dB)	(dB)
AV	15.54384G	40.42	54.00	-13.58	16.90	3	Horizontal	225	2.14	23.52	38.81	12.41	34.32
PK	10.35424G	50.96	68.20	-17.24	15.94	3	Horizontal	38	2.00	35.02	38.90	11.67	34.63
PK	15.5355G	54.36	74.00	-19.64	16.92	3	Horizontal	225	2.14	37.44	38.83	12.41	34.32

5.15-5.25GHz_802.11ac VHT20_Nss1,(MCS0)_2TX

5200MHz_TX

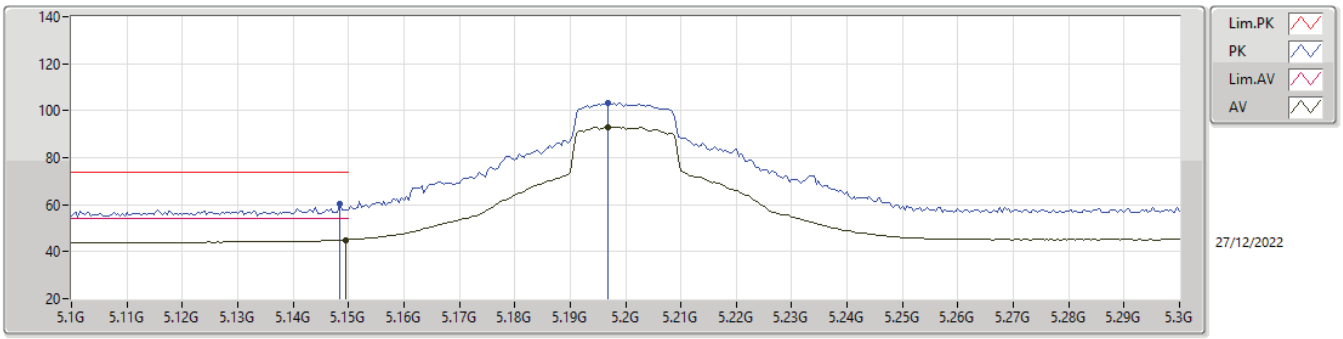

Type	Freq	Level	Limit	Margin	Factor	Dist	Condition	Azimuth	Height	Raw	AF	CL	PA
	(Hz)	(dBuV/m)	(dBuV/m)	(dB)	(dB)	(m)		(°)	(m)	(dBuV)	(dB)	(dB)	(dB)
AV	5.1496G	45.07	54.00	-8.93	5.81	3	Vertical	163	1.80	39.26	33.10	6.85	34.14
AV	5.1968G	93.11	Inf	-Inf	5.87	3	Vertical	163	1.80	87.24	33.10	6.91	34.14
PK	5.1484G	60.28	74.00	-13.72	5.81	3	Vertical	163	1.80	54.47	33.10	6.85	34.14
PK	5.1968G	103.17	Inf	-Inf	5.87	3	Vertical	163	1.80	97.30	33.10	6.91	34.14

5.15-5.25GHz_802.11ac VHT20_Nss1,(MCS0)_2TX

5200MHz_TX

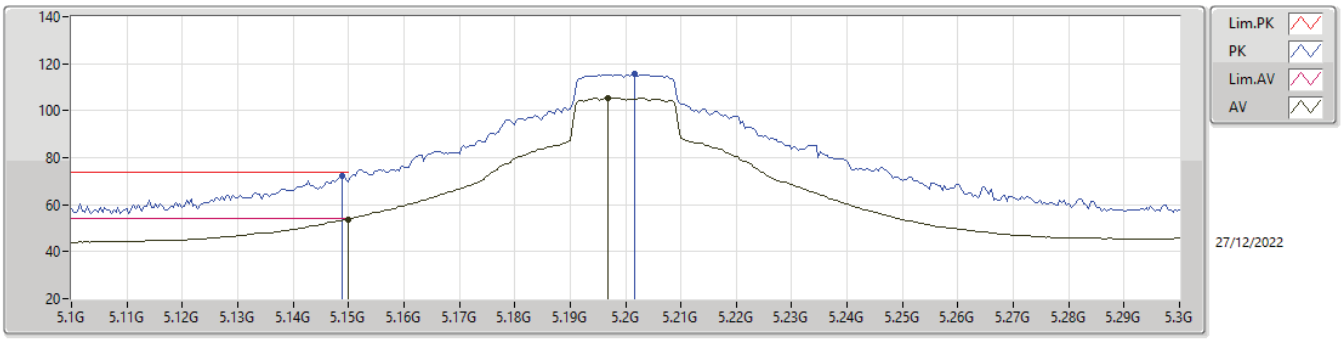

Type	Freq	Level	Limit	Margin	Factor	Dist	Condition	Azimuth	Height	Raw	AF	CL	PA
	(Hz)	(dBuV/m)	(dBuV/m)	(dB)	(dB)	(m)		(°)	(m)	(dBuV)	(dB)	(dB)	(dB)
AV	5.15G	53.83	54.00	-0.17	5.81	3	Horizontal	322	1.00	48.02	33.10	6.85	34.14
AV	5.1968G	105.40	Inf	-Inf	5.87	3	Horizontal	322	1.00	99.53	33.10	6.91	34.14
PK	5.1488G	72.48	74.00	-1.52	5.81	3	Horizontal	322	1.00	66.67	33.10	6.85	34.14
PK	5.2016G	115.64	Inf	-Inf	5.87	3	Horizontal	322	1.00	109.77	33.10	6.91	34.14

5.15-5.25GHz_802.11ac VHT20_Nss1,(MCS0)_2TX

5200MHz_TX

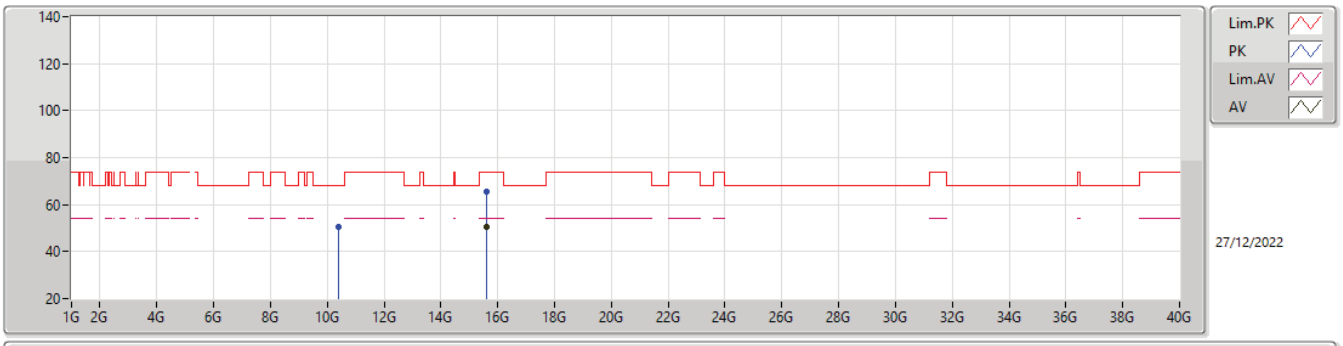

Type	Freq	Level	Limit	Margin	Factor	Dist	Condition	Azimuth	Height	Raw	AF	CL	PA
	(Hz)	(dBuV/m)	(dBuV/m)	(dB)	(dB)	(m)		(°)	(m)	(dBuV)	(dB)	(dB)	(dB)
AV	15.5958G	50.72	54.00	-3.28	16.79	3	Vertical	240	2.97	33.93	38.71	12.44	34.36
PK	10.39328G	50.39	68.20	-17.81	15.97	3	Vertical	322	1.00	34.42	38.90	11.67	34.60
PK	15.60078G	65.66	74.00	-8.34	16.77	3	Vertical	240	2.97	48.89	38.70	12.44	34.37

5.15-5.25GHz_802.11ac VHT20_Nss1,(MCS0)_2TX

5200MHz_TX

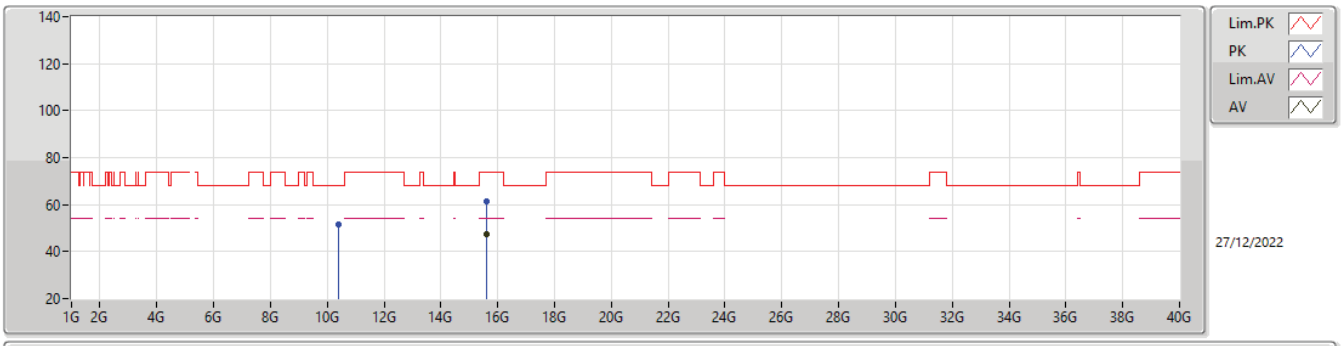

Type	Freq	Level	Limit	Margin	Factor	Dist	Condition	Azimuth	Height	Raw	AF	CL	PA
	(Hz)	(dBuV/m)	(dBuV/m)	(dB)	(dB)	(m)		(°)	(m)	(dBuV)	(dB)	(dB)	(dB)
AV	15.59586G	47.59	54.00	-6.41	16.79	3	Horizontal	234	3.00	30.80	38.71	12.44	34.36
PK	10.3988G	51.65	68.20	-16.55	15.97	3	Horizontal	37	1.05	35.68	38.90	11.67	34.60
PK	15.60078G	61.29	74.00	-12.71	16.77	3	Horizontal	234	3.00	44.52	38.70	12.44	34.37

5.15-5.25GHz_802.11ac VHT20_Nss1,(MCS0)_2TX

5240MHz_TX

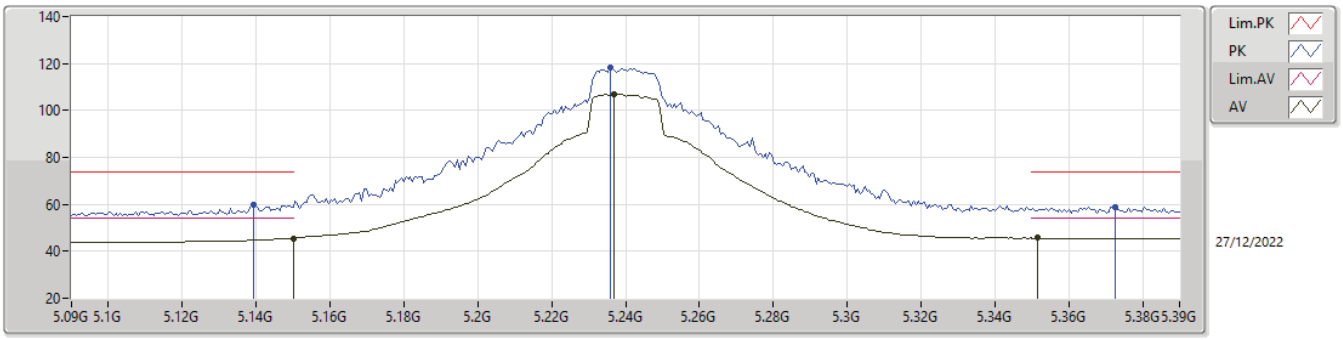

Type	Freq	Level	Limit	Margin	Factor	Dist	Condition	Azimuth	Height	Raw	AF	CL	PA
	(Hz)	(dBuV/m)	(dBuV/m)	(dB)	(dB)	(m)		(°)	(m)	(dBuV)	(dB)	(dB)	(dB)
AV	5.15G	45.57	54.00	-8.43	5.81	3	Vertical	324	1.08	39.76	33.10	6.85	34.14
AV	5.237G	106.91	Inf	-Inf	5.79	3	Vertical	324	1.08	101.12	33.03	6.91	34.15
AV	5.3516G	45.63	54.00	-8.37	5.63	3	Vertical	324	1.08	40.00	32.90	6.89	34.16
PK	5.1392G	59.98	74.00	-14.02	5.80	3	Vertical	324	1.08	54.18	33.10	6.84	34.14
PK	5.2358G	118.45	Inf	-Inf	5.79	3	Vertical	324	1.08	112.66	33.03	6.91	34.15
PK	5.3726G	58.76	74.00	-15.24	5.63	3	Vertical	324	1.08	53.13	32.90	6.89	34.16

5.15-5.25GHz_802.11ac VHT20_Nss1,(MCS0)_2TX

5240MHz_TX

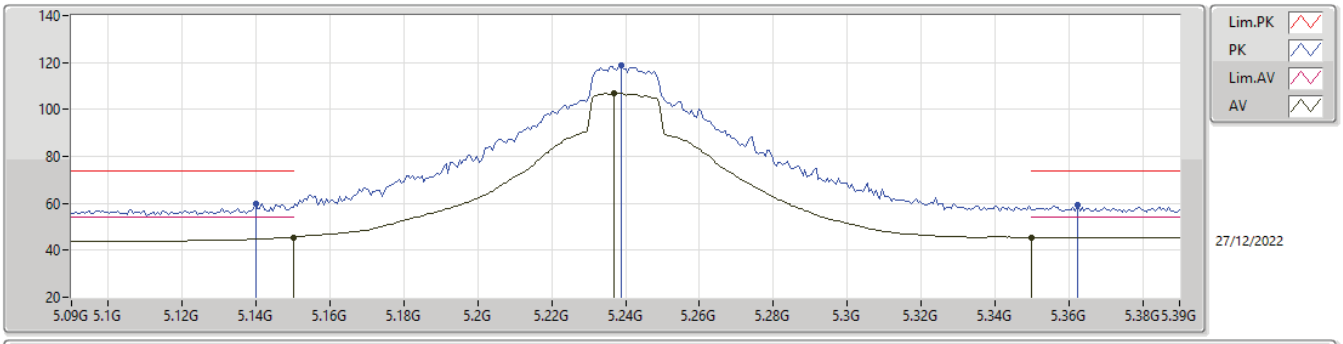

Type	Freq	Level	Limit	Margin	Factor	Dist	Condition	Azimuth	Height	Raw	AF	CL	PA
	(Hz)	(dBuV/m)	(dBuV/m)	(dB)	(dB)	(m)		(°)	(m)	(dBuV)	(dB)	(dB)	(dB)
AV	5.15G	45.52	54.00	-8.48	5.81	3	Horizontal	324	1.08	39.71	33.10	6.85	34.14
AV	5.237G	106.88	Inf	-Inf	5.79	3	Horizontal	324	1.08	101.09	33.03	6.91	34.15
AV	5.35G	45.59	54.00	-8.41	5.63	3	Horizontal	324	1.08	39.96	32.90	6.89	34.16
PK	5.1398G	59.75	74.00	-14.25	5.80	3	Horizontal	324	1.08	53.95	33.10	6.84	34.14
PK	5.2388G	118.60	Inf	-Inf	5.78	3	Horizontal	324	1.08	112.82	33.02	6.91	34.15
PK	5.3624G	59.17	74.00	-14.83	5.63	3	Horizontal	324	1.08	53.54	32.90	6.89	34.16

5.15-5.25GHz_802.11ac VHT20_Nss1,(MCS0)_2TX

5240MHz_TX

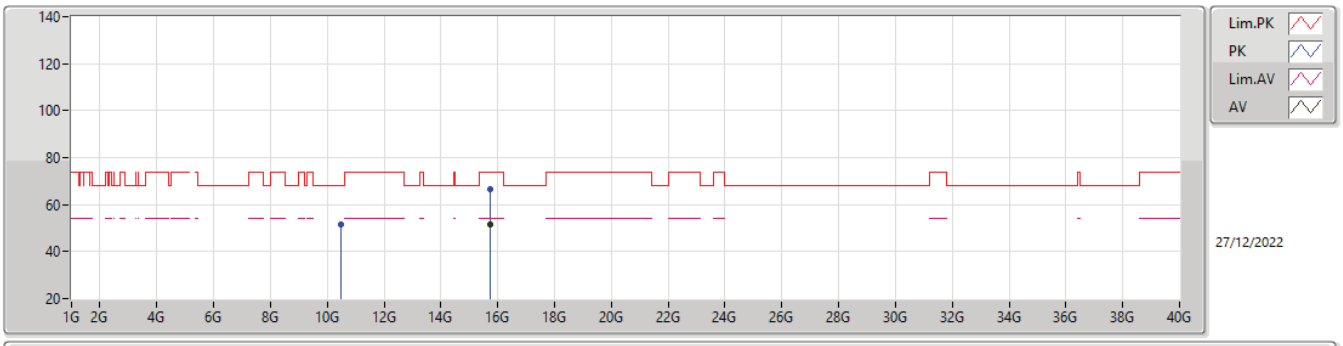

Type	Freq	Level	Limit	Margin	Factor	Dist	Condition	Azimuth	Height	Raw	AF	CL	PA
	(Hz)	(dBuV/m)	(dBuV/m)	(dB)	(dB)	(m)		(°)	(m)	(dBuV)	(dB)	(dB)	(dB)
AV	15.71584G	51.71	54.00	-2.29	16.44	3	Vertical	240	2.16	35.27	38.40	12.50	34.46
PK	10.47936G	51.58	68.20	-16.62	16.05	3	Vertical	84	1.29	35.53	38.90	11.68	34.53
PK	15.72672G	66.57	74.00	-7.43	16.43	3	Vertical	240	2.16	50.14	38.40	12.50	34.47

5.15-5.25GHz_802.11ac VHT20_Nss1,(MCS0)_2TX

5240MHz_TX

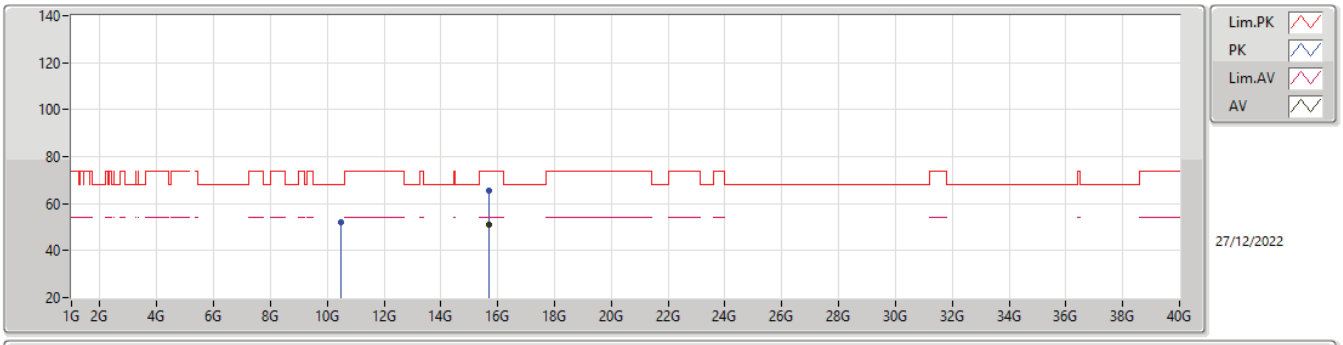

Type	Freq	Level	Limit	Margin	Factor	Dist	Condition	Azimuth	Height	Raw	AF	CL	PA
	(Hz)	(dBuV/m)	(dBuV/m)	(dB)	(dB)	(m)		(°)	(m)	(dBuV)	(dB)	(dB)	(dB)
AV	15.71576G	50.90	54.00	-3.10	16.44	3	Horizontal	231	3.00	34.46	38.40	12.50	34.46
PK	10.47452G	51.82	68.20	-16.38	16.05	3	Horizontal	35	1.00	35.77	38.90	11.68	34.53
PK	15.7156G	65.70	74.00	-8.30	16.44	3	Horizontal	231	3.00	49.26	38.40	12.50	34.46

5.25-5.35GHz_802.11ac VHT20_Nss1,(MCS0)_2TX

5260MHz_TX

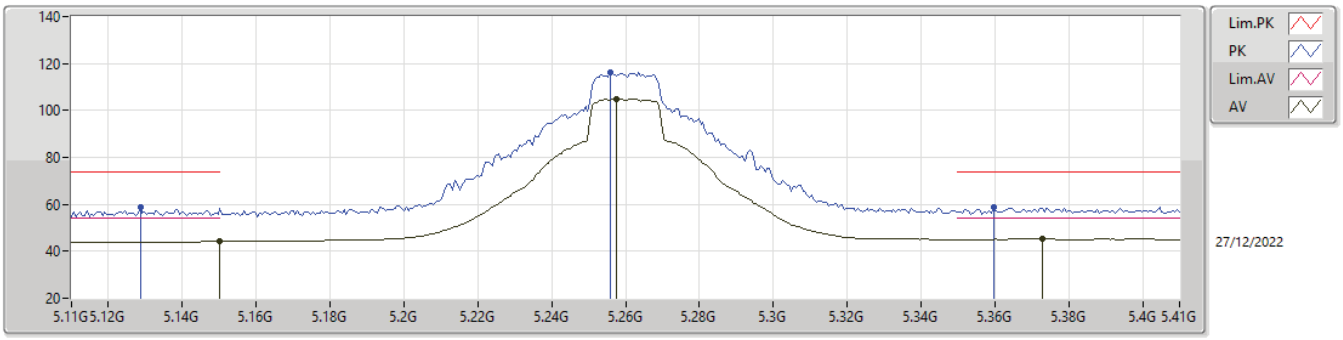

Type	Freq	Level	Limit	Margin	Factor	Dist	Condition	Azimuth	Height	Raw	AF	CL	PA
	(Hz)	(dBuV/m)	(dBuV/m)	(dB)	(dB)	(m)		(°)	(m)	(dBuV)	(dB)	(dB)	(dB)
AV	5.15G	44.17	54.00	-9.83	5.81	3	Vertical	19	2.93	38.36	33.10	6.85	34.14
AV	5.2576G	105.01	Inf	-Inf	5.75	3	Vertical	19	2.93	99.26	33.00	6.90	34.15
AV	5.3728G	45.29	54.00	-8.71	5.63	3	Vertical	19	2.93	39.66	32.90	6.89	34.16
PK	5.1286G	58.91	74.00	-15.09	5.78	3	Vertical	19	2.93	53.13	33.10	6.82	34.14
PK	5.2558G	116.32	Inf	-Inf	5.75	3	Vertical	19	2.93	110.57	33.00	6.90	34.15
PK	5.3596G	59.04	74.00	-14.96	5.63	3	Vertical	19	2.93	53.41	32.90	6.89	34.16

5.25-5.35GHz_802.11ac VHT20_Nss1,(MCS0)_2TX

5260MHz_TX

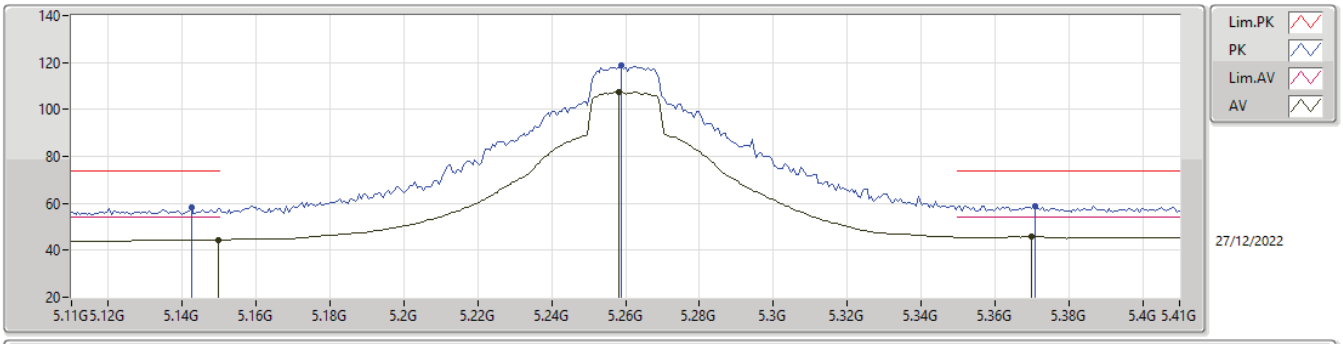

Type	Freq	Level	Limit	Margin	Factor	Dist	Condition	Azimuth	Height	Raw	AF	CL	PA
	(Hz)	(dBuV/m)	(dBuV/m)	(dB)	(dB)	(m)		(°)	(m)	(dBuV)	(dB)	(dB)	(dB)
AV	5.1496G	44.47	54.00	-9.53	5.81	3	Horizontal	323	1.05	38.66	33.10	6.85	34.14
AV	5.2582G	107.31	Inf	-Inf	5.75	3	Horizontal	323	1.05	101.56	33.00	6.90	34.15
AV	5.3698G	45.73	54.00	-8.27	5.63	3	Horizontal	323	1.05	40.10	32.90	6.89	34.16
PK	5.1424G	58.09	74.00	-15.91	5.80	3	Horizontal	323	1.05	52.29	33.10	6.84	34.14
PK	5.2588G	119.04	Inf	-Inf	5.75	3	Horizontal	323	1.05	113.29	33.00	6.90	34.15
PK	5.371G	58.88	74.00	-15.12	5.63	3	Horizontal	323	1.05	53.25	32.90	6.89	34.16

5.25-5.35GHz_802.11ac VHT20_Nss1,(MCS0)_2TX

5260MHz_TX

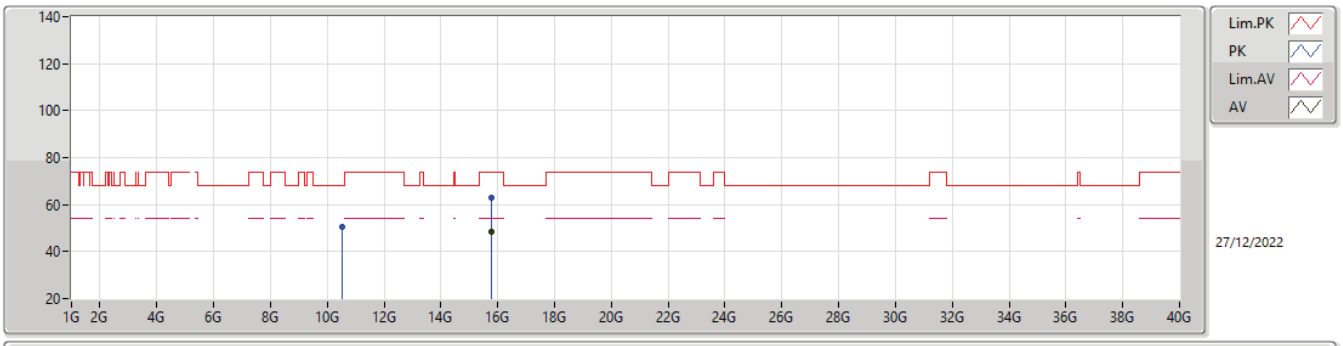

Type	Freq	Level	Limit	Margin	Factor	Dist	Condition	Azimuth	Height	Raw	AF	CL	PA
	(Hz)	(dBuV/m)	(dBuV/m)	(dB)	(dB)	(m)		(°)	(m)	(dBuV)	(dB)	(dB)	(dB)
AV	15.7758G	48.23	54.00	-5.77	16.42	3	Vertical	235	3.00	31.81	38.40	12.53	34.51
PK	10.5176G	50.67	68.20	-17.53	16.08	3	Vertical	234	1.50	34.59	38.90	11.68	34.50
PK	15.78688G	62.96	74.00	-11.04	16.42	3	Vertical	235	3.00	46.54	38.40	12.53	34.51

5.25-5.35GHz_802.11ac VHT20_Nss1,(MCS0)_2TX

5260MHz_TX

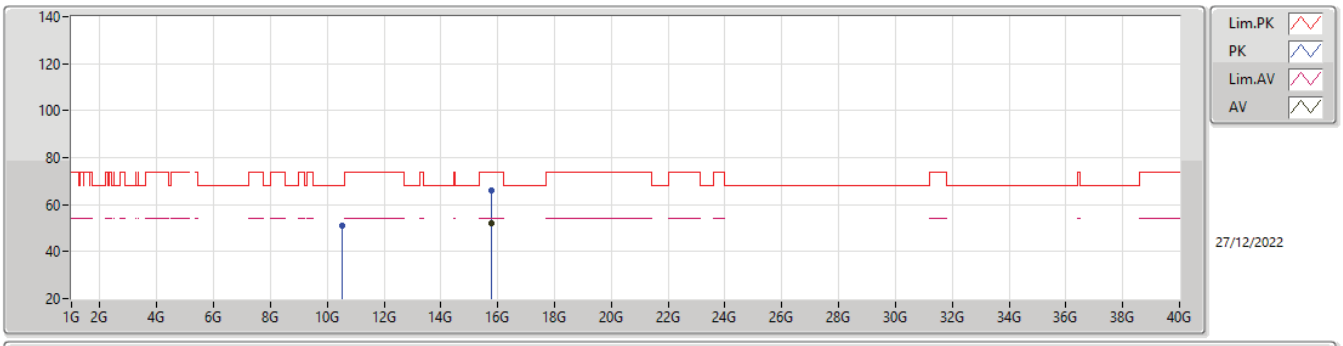

Type	Freq	Level	Limit	Margin	Factor	Dist	Condition	Azimuth	Height	Raw	AF	CL	PA
	(Hz)	(dBuV/m)	(dBuV/m)	(dB)	(dB)	(m)		(°)	(m)	(dBuV)	(dB)	(dB)	(dB)
AV	15.7782G	52.31	54.00	-1.69	16.42	3	Horizontal	234	2.04	35.89	38.40	12.53	34.51
PK	10.51388G	50.79	68.20	-17.41	16.08	3	Horizontal	34	2.02	34.71	38.90	11.68	34.50
PK	15.77864G	66.17	74.00	-7.83	16.42	3	Horizontal	234	2.04	49.75	38.40	12.53	34.51

5.25-5.35GHz_802.11ac VHT20_Nss1,(MCS0)_2TX

5300MHz_TX

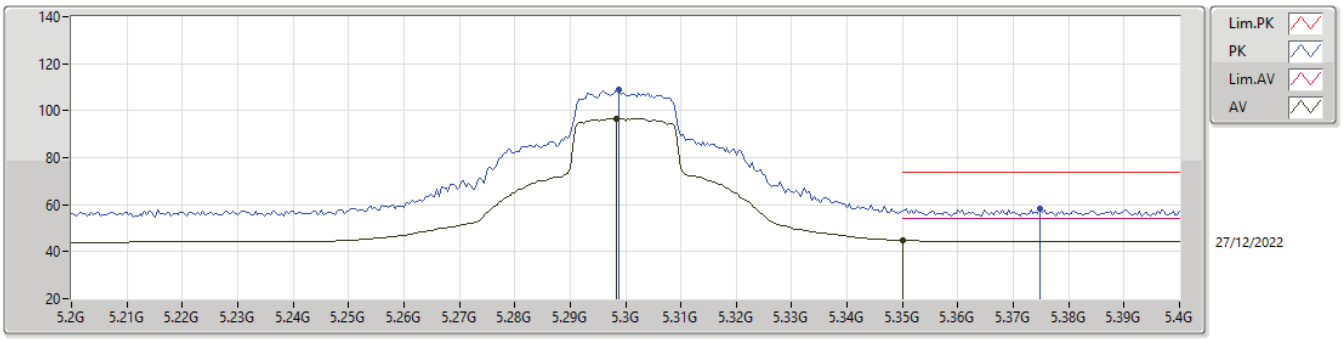

Type	Freq	Level	Limit	Margin	Factor	Dist	Condition	Azimuth	Height	Raw	AF	CL	PA
	(Hz)	(dBuV/m)	(dBuV/m)	(dB)	(dB)	(m)		(°)	(m)	(dBuV)	(dB)	(dB)	(dB)
AV	5.2984G	96.78	Inf	-Inf	5.74	3	Vertical	158	1.84	91.04	33.00	6.90	34.16
AV	5.35G	44.78	54.00	-9.22	5.63	3	Vertical	158	1.84	39.15	32.90	6.89	34.16
PK	5.2988G	109.00	Inf	-Inf	5.74	3	Vertical	158	1.84	103.26	33.00	6.90	34.16
PK	5.3748G	58.19	74.00	-15.81	5.63	3	Vertical	158	1.84	52.56	32.90	6.89	34.16

5.25-5.35GHz_802.11ac VHT20_Nss1,(MCS0)_2TX

5300MHz_TX

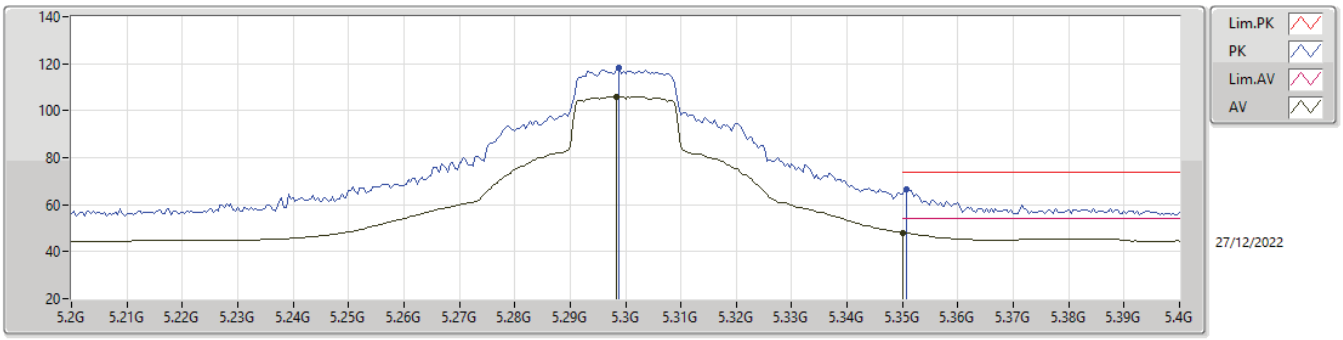

Type	Freq	Level	Limit	Margin	Factor	Dist	Condition	Azimuth	Height	Raw	AF	CL	PA
	(Hz)	(dBuV/m)	(dBuV/m)	(dB)	(dB)	(m)		(°)	(m)	(dBuV)	(dB)	(dB)	(dB)
AV	5.2984G	106.01	Inf	-Inf	5.74	3	Horizontal	322	1.06	100.27	33.00	6.90	34.16
AV	5.35G	48.04	54.00	-5.96	5.63	3	Horizontal	322	1.06	42.41	32.90	6.89	34.16
PK	5.2988G	118.29	Inf	-Inf	5.74	3	Horizontal	322	1.06	112.55	33.00	6.90	34.16
PK	5.3508G	66.81	74.00	-7.19	5.63	3	Horizontal	322	1.06	61.18	32.90	6.89	34.16

5.25-5.35GHz_802.11ac VHT20_Nss1,(MCS0)_2TX

5300MHz_TX

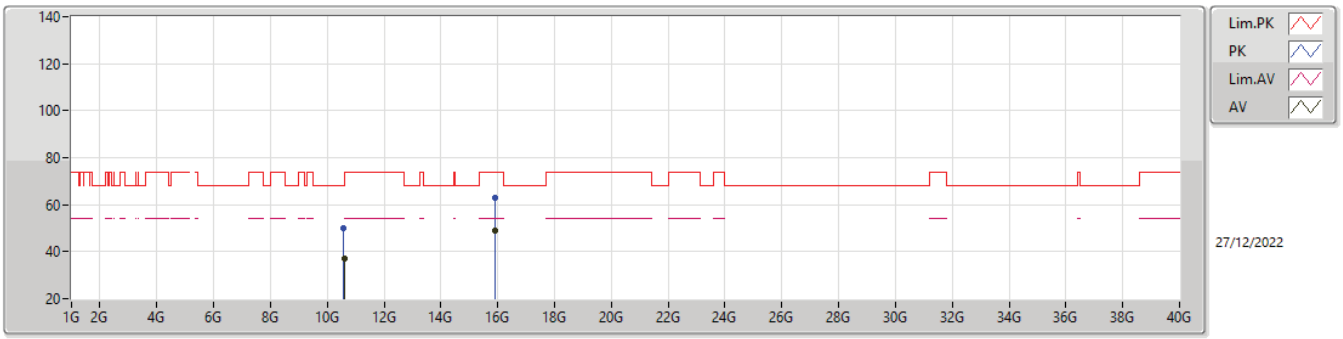

Type	Freq	Level	Limit	Margin	Factor	Dist	Condition	Azimuth	Height	Raw	AF	CL	PA
	(Hz)	(dBuV/m)	(dBuV/m)	(dB)	(dB)	(m)		(°)	(m)	(dBuV)	(dB)	(dB)	(dB)
AV	10.61074G	36.94	54.00	-17.06	16.18	3	Vertical	47	2.97	20.76	38.93	11.68	34.43
AV	15.8982G	48.94	54.00	-5.06	16.19	3	Vertical	223	2.91	32.75	38.20	12.59	34.60
PK	10.5877G	49.80	68.20	-18.40	16.13	3	Vertical	47	2.97	33.67	38.90	11.68	34.45
PK	15.906G	63.15	74.00	-10.85	16.17	3	Vertical	223	2.91	46.98	38.19	12.59	34.61

5.25-5.35GHz_802.11ac VHT20_Nss1,(MCS0)_2TX

5300MHz_TX

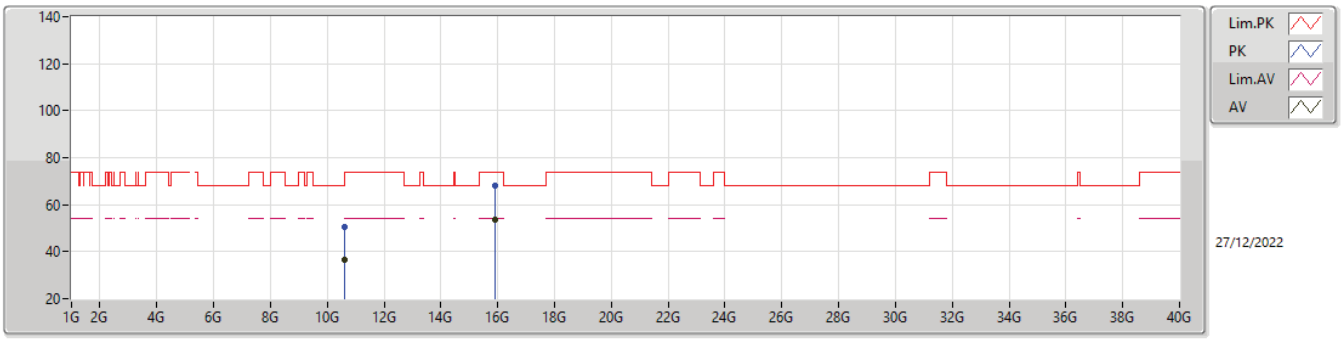

Type	Freq	Level	Limit	Margin	Factor	Dist	Condition	Azimuth	Height	Raw	AF	CL	PA
	(Hz)	(dBuV/m)	(dBuV/m)	(dB)	(dB)	(m)		(°)	(m)	(dBuV)	(dB)	(dB)	(dB)
AV	10.6138G	36.68	54.00	-17.32	16.19	3	Horizontal	106	1.50	20.49	38.94	11.68	34.43
AV	15.8982G	53.83	54.00	-0.17	16.19	3	Horizontal	234	1.98	37.64	38.20	12.59	34.60
PK	10.6057G	50.40	74.00	-23.60	16.16	3	Horizontal	106	1.50	34.24	38.92	11.68	34.44
PK	15.90696G	67.86	74.00	-6.14	16.17	3	Horizontal	234	1.98	51.69	38.19	12.59	34.61

5.25-5.35GHz_802.11ac VHT20_Nss1,(MCS0)_2TX

5320MHz_TX

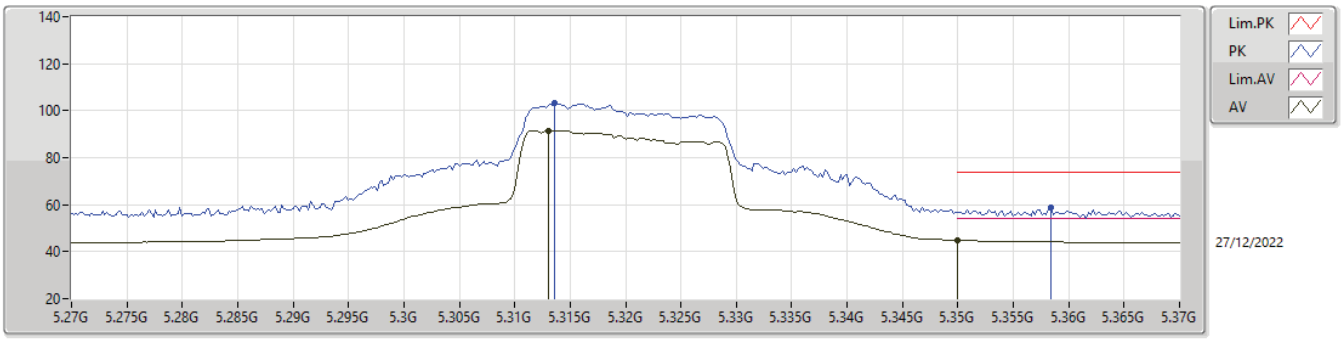

Type	Freq	Level	Limit	Margin	Factor	Dist	Condition	Azimuth	Height	Raw	AF	CL	PA
	(Hz)	(dBuV/m)	(dBuV/m)	(dB)	(dB)	(m)		(°)	(m)	(dBuV)	(dB)	(dB)	(dB)
AV	5.313G	91.56	Inf	-Inf	5.71	3	Vertical	166	1.56	85.85	32.97	6.90	34.16
AV	5.35G	44.74	54.00	-9.26	5.63	3	Vertical	166	1.56	39.11	32.90	6.89	34.16
PK	5.3136G	103.35	Inf	-Inf	5.71	3	Vertical	166	1.56	97.64	32.97	6.90	34.16
PK	5.3584G	58.55	74.00	-15.45	5.63	3	Vertical	166	1.56	52.92	32.90	6.89	34.16

5.25-5.35GHz_802.11ac VHT20_Nss1,(MCS0)_2TX

5320MHz_TX

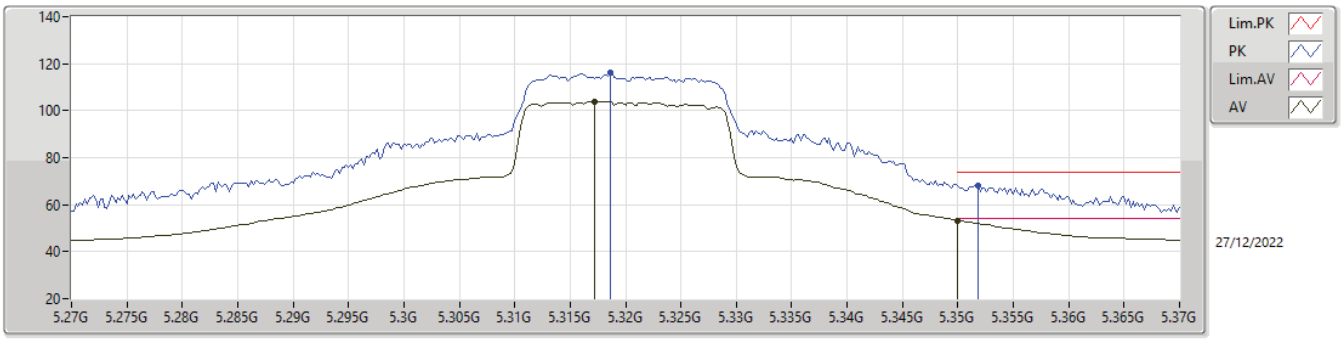

Type	Freq	Level	Limit	Margin	Factor	Dist	Condition	Azimuth	Height	Raw	AF	CL	PA
	(Hz)	(dBuV/m)	(dBuV/m)	(dB)	(dB)	(m)		(°)	(m)	(dBuV)	(dB)	(dB)	(dB)
AV	5.3172G	103.78	Inf	-Inf	5.71	3	Horizontal	320	1.03	98.07	32.97	6.90	34.16
AV	5.35G	53.16	54.00	-0.84	5.63	3	Horizontal	320	1.03	47.53	32.90	6.89	34.16
PK	5.3186G	116.14	Inf	-Inf	5.70	3	Horizontal	320	1.03	110.44	32.96	6.90	34.16
PK	5.3518G	68.13	74.00	-5.87	5.63	3	Horizontal	320	1.03	62.50	32.90	6.89	34.16

5.25-5.35GHz_802.11ac VHT20_Nss1,(MCS0)_2TX

5320MHz_TX

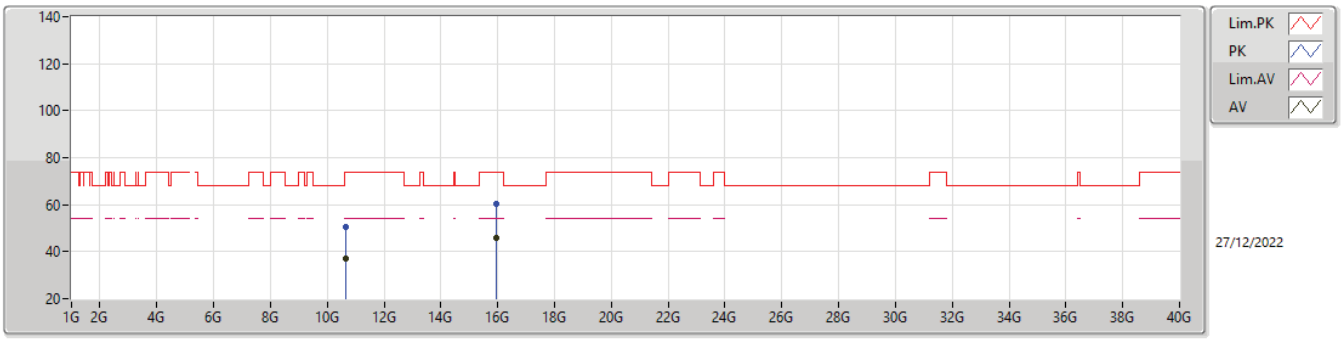

Type	Freq	Level	Limit	Margin	Factor	Dist	Condition	Azimuth	Height	Raw	AF	CL	PA
	(Hz)	(dBuV/m)	(dBuV/m)	(dB)	(dB)	(m)		(°)	(m)	(dBuV)	(dB)	(dB)	(dB)
AV	10.6367G	37.17	54.00	-16.83	16.29	3	Vertical	246	1.50	20.88	39.01	11.69	34.41
AV	15.95808G	45.93	54.00	-8.07	16.05	3	Vertical	230	1.98	29.88	38.08	12.62	34.65
PK	10.63568G	50.55	74.00	-23.45	16.27	3	Vertical	246	1.50	34.28	39.01	11.68	34.42
PK	15.94998G	60.59	74.00	-13.41	16.07	3	Vertical	230	1.98	44.52	38.10	12.61	34.64

5.25-5.35GHz_802.11ac VHT20_Nss1,(MCS0)_2TX

5320MHz_TX

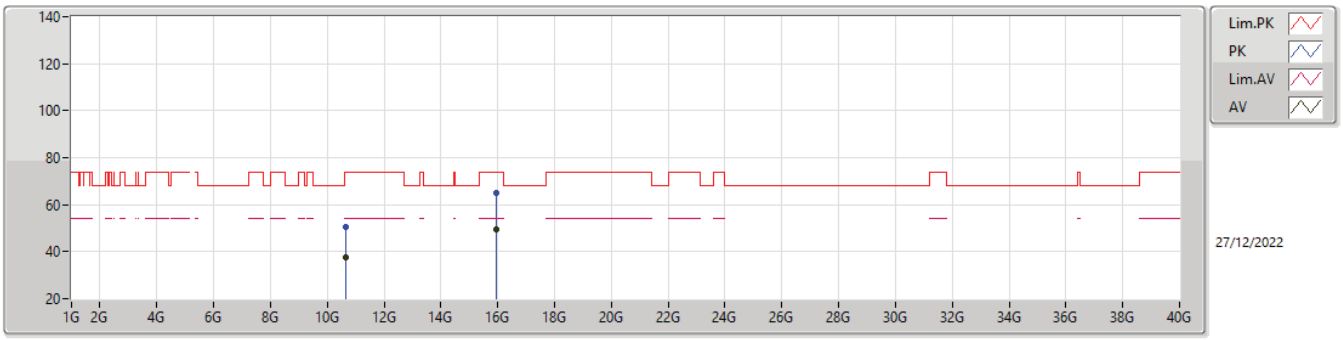

Type	Freq	Level	Limit	Margin	Factor	Dist	Condition	Azimuth	Height	Raw	AF	CL	PA
	(Hz)	(dBuV/m)	(dBuV/m)	(dB)	(dB)	(m)		(°)	(m)	(dBuV)	(dB)	(dB)	(dB)
AV	10.63976G	37.72	54.00	-16.28	16.30	3	Horizontal	34	2.06	21.42	39.02	11.69	34.41
AV	15.95802G	49.39	54.00	-4.61	16.05	3	Horizontal	226	2.06	33.34	38.08	12.62	34.65
PK	10.63358G	50.45	74.00	-23.55	16.26	3	Horizontal	34	2.06	34.19	39.00	11.68	34.42
PK	15.96672G	64.81	74.00	-9.19	16.04	3	Horizontal	226	2.06	48.77	38.07	12.62	34.65

5.47-5.725GHz_802.11ac VHT20_Nss1,(MCS0)_2TX

5500MHz_TX

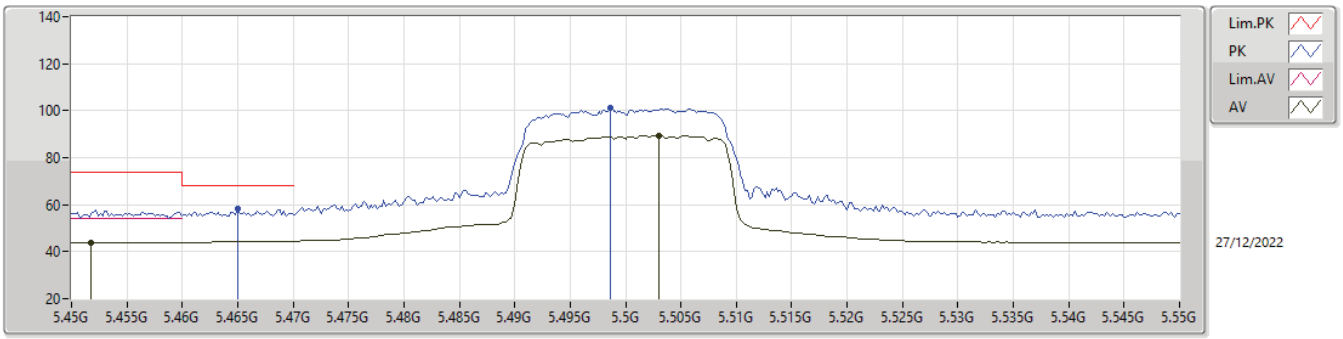

Type	Freq	Level	Limit	Margin	Factor	Dist	Condition	Azimuth	Height	Raw	AF	CL	PA
	(Hz)	(dBuV/m)	(dBuV/m)	(dB)	(dB)	(m)		(°)	(m)	(dBuV)	(dB)	(dB)	(dB)
AV	5.4518G	44.05	54.00	-9.95	5.70	3	Vertical	138	3.00	38.35	32.90	6.97	34.17
AV	5.503G	89.32	Inf	-Inf	5.77	3	Vertical	138	3.00	83.55	32.90	7.05	34.18
PK	5.465G	58.07	68.20	-10.13	5.71	3	Vertical	138	3.00	52.36	32.90	6.99	34.18
PK	5.4986G	101.21	Inf	-Inf	5.77	3	Vertical	138	3.00	95.44	32.90	7.05	34.18

5.47-5.725GHz_802.11ac VHT20_Nss1,(MCS0)_2TX

5500MHz_TX

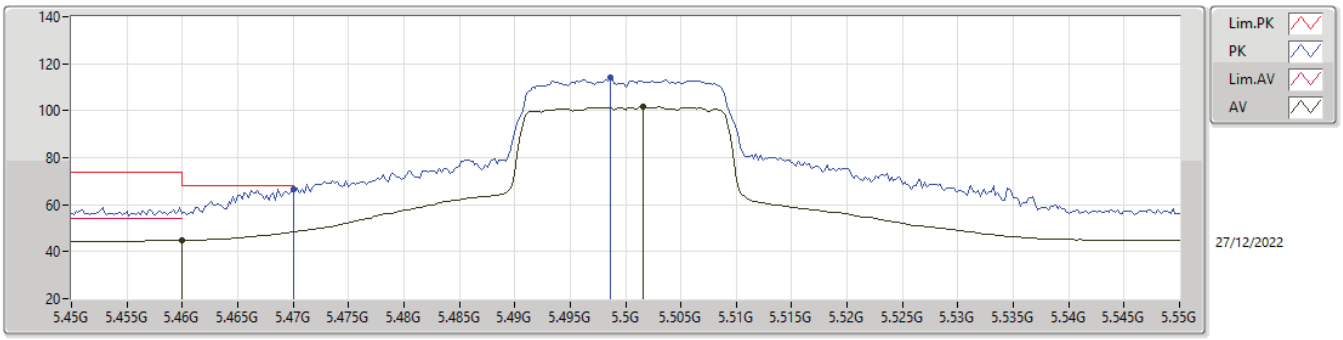

Type	Freq	Level	Limit	Margin	Factor	Dist	Condition	Azimuth	Height	Raw	AF	CL	PA
	(Hz)	(dBuV/m)	(dBuV/m)	(dB)	(dB)	(m)		(°)	(m)	(dBuV)	(dB)	(dB)	(dB)
AV	5.46G	44.73	54.00	-9.27	5.71	3	Horizontal	75	1.02	39.02	32.90	6.99	34.18
AV	5.5016G	101.50	Inf	-Inf	5.77	3	Horizontal	75	1.02	95.73	32.90	7.05	34.18
PK	5.47G	66.66	68.20	-1.54	5.72	3	Horizontal	75	1.02	60.94	32.90	7.00	34.18
PK	5.4986G	113.92	Inf	-Inf	5.77	3	Horizontal	75	1.02	108.15	32.90	7.05	34.18

5.47-5.725GHz_802.11ac VHT20_Nss1,(MCS0)_2TX

5500MHz_TX

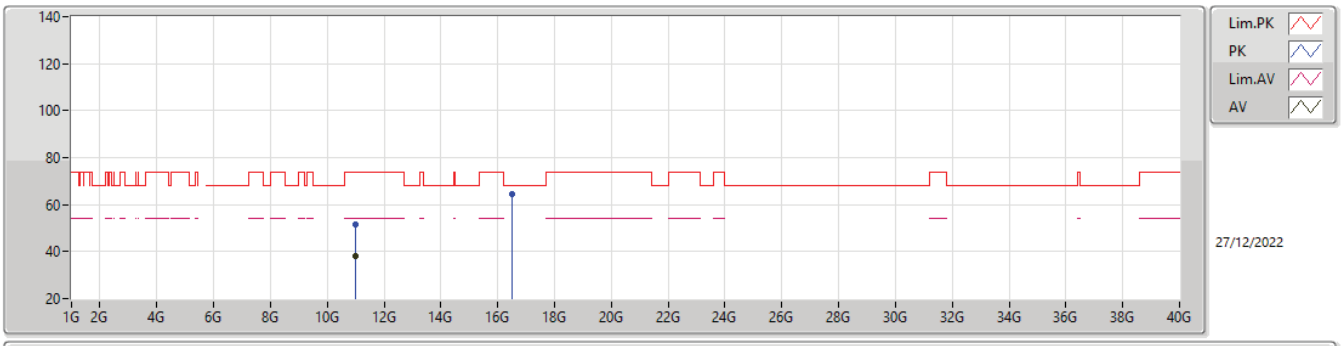

Type	Freq	Level	Limit	Margin	Factor	Dist	Condition	Azimuth	Height	Raw	AF	CL	PA
	(Hz)	(dBuV/m)	(dBuV/m)	(dB)	(dB)	(m)		(°)	(m)	(dBuV)	(dB)	(dB)	(dB)
AV	10.99984G	38.17	54.00	-15.83	16.54	3	Vertical	334	2.05	21.63	39.00	11.70	34.16
PK	11.0004G	51.43	74.00	-22.57	16.55	3	Vertical	334	2.05	34.88	39.00	11.71	34.16
PK	16.49868G	64.48	68.20	-3.72	17.21	3	Vertical	24	1.95	47.27	38.39	13.02	34.20

5.47-5.725GHz_802.11ac VHT20_Nss1,(MCS0)_2TX

5500MHz_TX

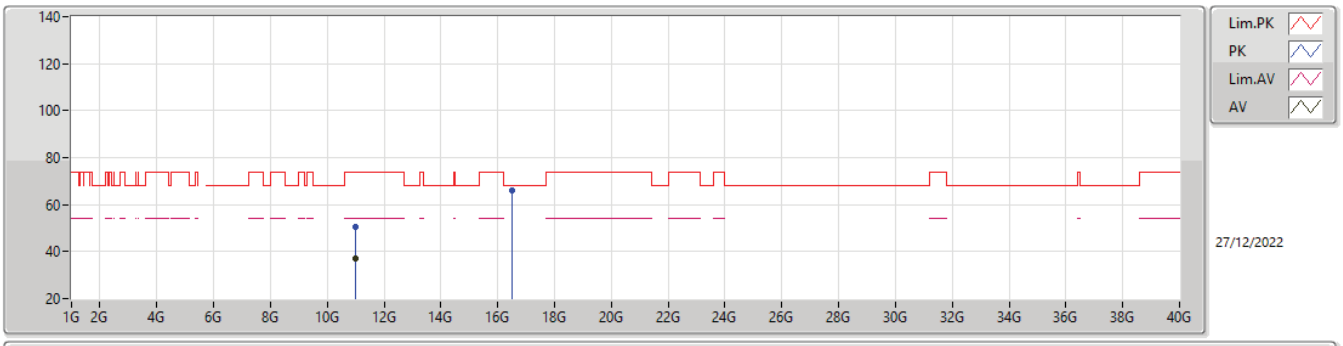

Type	Freq	Level	Limit	Margin	Factor	Dist	Condition	Azimuth	Height	Raw	AF	CL	PA
	(Hz)	(dBuV/m)	(dBuV/m)	(dB)	(dB)	(m)		(°)	(m)	(dBuV)	(dB)	(dB)	(dB)
AV	11.00004G	37.31	54.00	-16.69	16.55	3	Horizontal	227	2.98	20.76	39.00	11.71	34.16
PK	11.00628G	50.76	74.00	-23.24	16.54	3	Horizontal	227	2.98	34.22	38.99	11.71	34.16
PK	16.49852G	66.05	68.20	-2.15	17.21	3	Horizontal	350	1.00	48.84	38.39	13.02	34.20

5.47-5.725GHz_802.11ac VHT20_Nss1,(MCS0)_2TX

5580MHz_TX

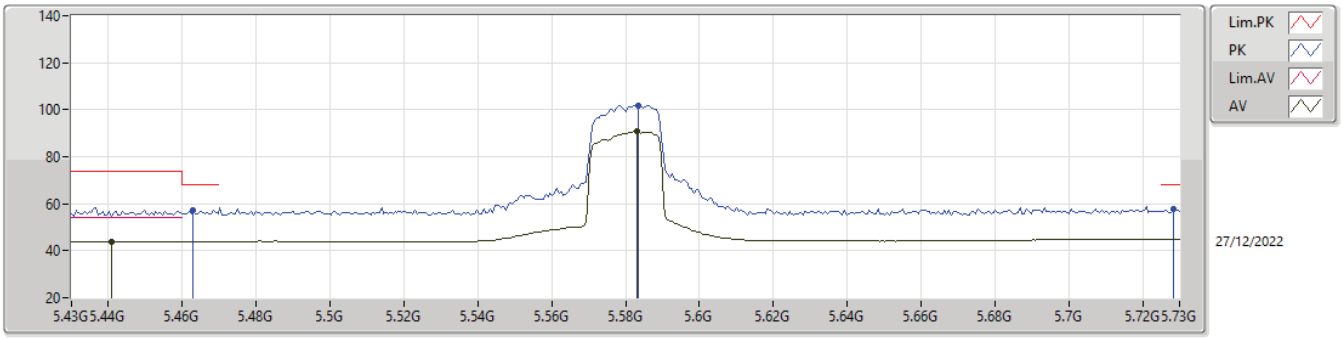

Type	Freq	Level	Limit	Margin	Factor	Dist	Condition	Azimuth	Height	Raw	AF	CL	PA
	(Hz)	(dBuV/m)	(dBuV/m)	(dB)	(dB)	(m)		(°)	(m)	(dBuV)	(dB)	(dB)	(dB)
AV	5.4408G	44.02	54.00	-9.98	5.69	3	Vertical	192	1.25	38.33	32.90	6.96	34.17
AV	5.583G	90.73	Inf	-Inf	5.96	3	Vertical	192	1.25	84.77	32.97	7.18	34.19
PK	5.463G	57.18	68.20	-11.02	5.71	3	Vertical	192	1.25	51.47	32.90	6.99	34.18
PK	5.5836G	101.71	Inf	-Inf	5.96	3	Vertical	192	1.25	95.75	32.97	7.18	34.19
PK	5.7282G	57.68	68.20	-10.52	6.78	3	Vertical	192	1.25	50.90	33.71	7.27	34.20

5.47-5.725GHz_802.11ac VHT20_Nss1,(MCS0)_2TX

5580MHz_TX

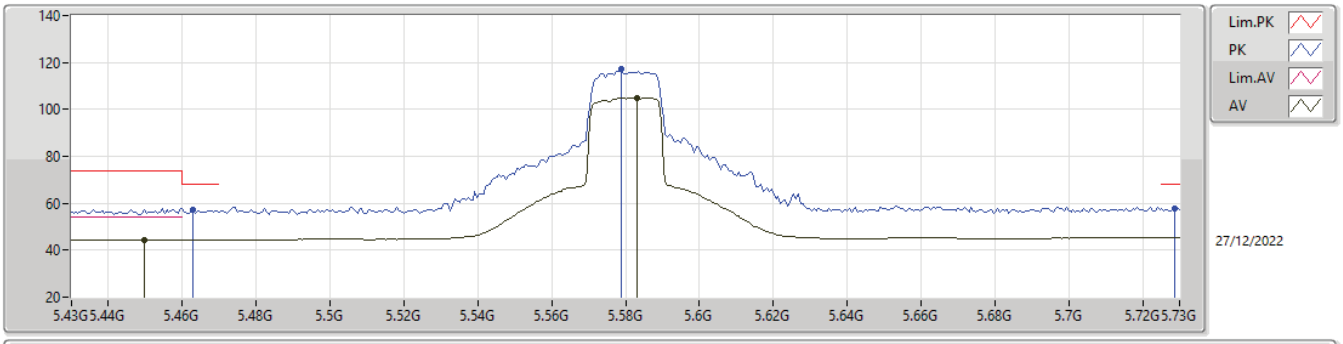

Type	Freq	Level	Limit	Margin	Factor	Dist	Condition	Azimuth	Height	Raw	AF	CL	PA
	(Hz)	(dBuV/m)	(dBuV/m)	(dB)	(dB)	(m)		(°)	(m)	(dBuV)	(dB)	(dB)	(dB)
AV	5.4498G	44.33	54.00	-9.67	5.70	3	Horizontal	96	1.05	38.63	32.90	6.97	34.17
AV	5.583G	105.05	Inf	-Inf	5.96	3	Horizontal	96	1.05	99.09	32.97	7.18	34.19
PK	5.463G	57.19	68.20	-11.01	5.71	3	Horizontal	96	1.05	51.48	32.90	6.99	34.18
PK	5.5788G	117.11	Inf	-Inf	5.95	3	Horizontal	96	1.05	111.16	32.96	7.18	34.19
PK	5.7288G	57.79	68.20	-10.41	6.79	3	Horizontal	96	1.05	51.00	33.72	7.27	34.20

5.47-5.725GHz_802.11ac VHT20_Nss1,(MCS0)_2TX

5580MHz_TX

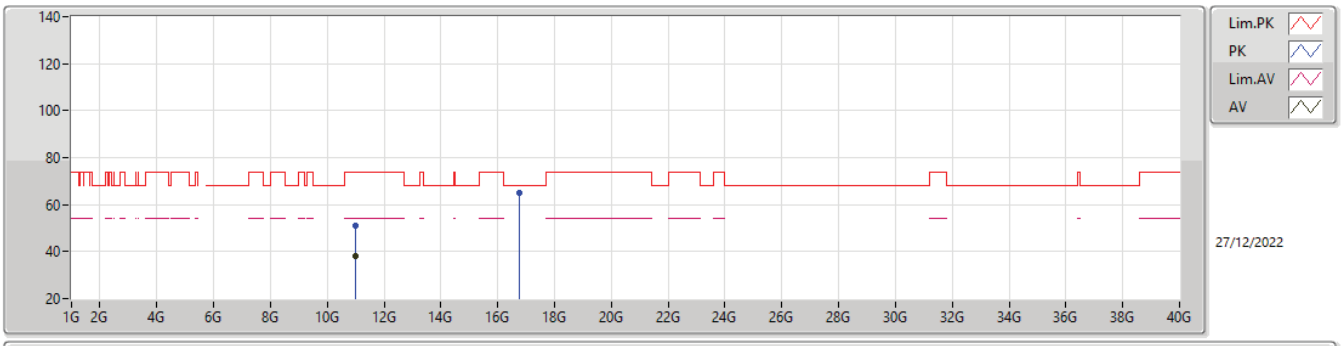

Type	Freq	Level	Limit	Margin	Factor	Dist	Condition	Azimuth	Height	Raw	AF	CL	PA
	(Hz)	(dBuV/m)	(dBuV/m)	(dB)	(dB)	(m)		(°)	(m)	(dBuV)	(dB)	(dB)	(dB)
AV	10.99992G	38.18	54.00	-15.82	16.54	3	Vertical	221	2.71	21.64	39.00	11.70	34.16
PK	10.99644G	50.84	74.00	-23.16	16.54	3	Vertical	221	2.71	34.30	39.00	11.70	34.16
PK	16.74624G	65.24	68.20	-2.96	17.80	3	Vertical	246	2.57	47.44	38.30	13.21	33.71

5.47-5.725GHz_802.11ac VHT20_Nss1,(MCS0)_2TX

5580MHz_TX

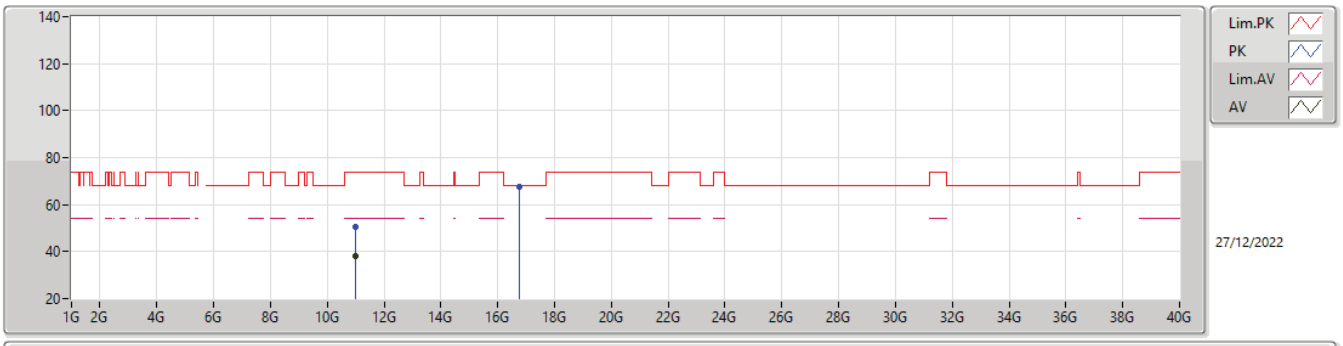

Type	Freq	Level	Limit	Margin	Factor	Dist	Condition	Azimuth	Height	Raw	AF	CL	PA
	(Hz)	(dBuV/m)	(dBuV/m)	(dB)	(dB)	(m)		(°)	(m)	(dBuV)	(dB)	(dB)	(dB)
AV	10.99992G	38.17	54.00	-15.83	16.54	3	Horizontal	130	2.67	21.63	39.00	11.70	34.16
PK	11.00864G	50.71	74.00	-23.29	16.54	3	Horizontal	130	2.67	34.17	38.99	11.71	34.16
PK	16.7492G	67.70	68.20	-0.50	17.81	3	Horizontal	355	1.97	49.89	38.30	13.22	33.71

5.47-5.725GHz_802.11ac VHT20_Nss1,(MCS0)_2TX

5700MHz_TX

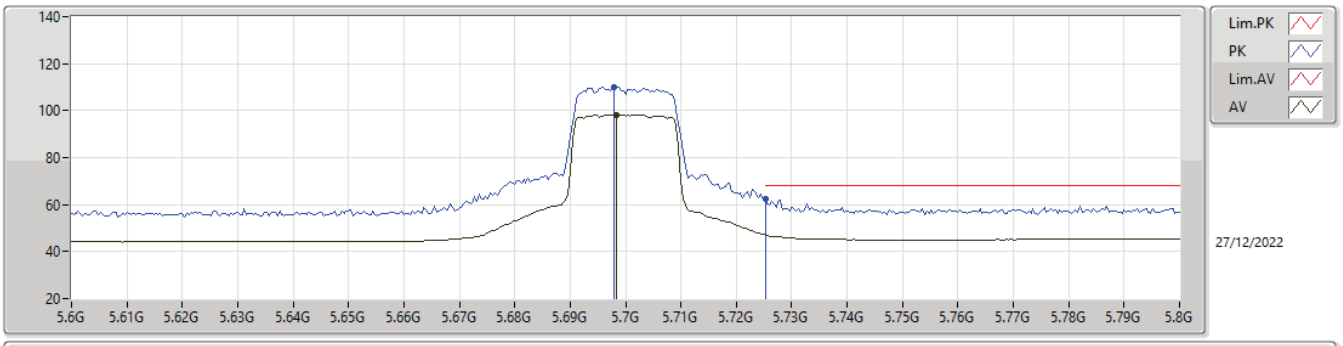

Type	Freq	Level	Limit	Margin	Factor	Dist	Condition	Azimuth	Height	Raw	AF	CL	PA
	(Hz)	(dBuV/m)	(dBuV/m)	(dB)	(dB)	(m)		(°)	(m)	(dBuV)	(dB)	(dB)	(dB)
AV	5.6984G	98.18	Inf	-Inf	6.63	3	Vertical	20	2.92	91.55	33.58	7.25	34.20
PK	5.698G	110.17	Inf	-Inf	6.63	3	Vertical	20	2.92	103.54	33.58	7.25	34.20
PK	5.7252G	62.46	68.20	-5.74	6.77	3	Vertical	20	2.92	55.69	33.70	7.27	34.20

5.47-5.725GHz_802.11ac VHT20_Nss1,(MCS0)_2TX

5700MHz_TX

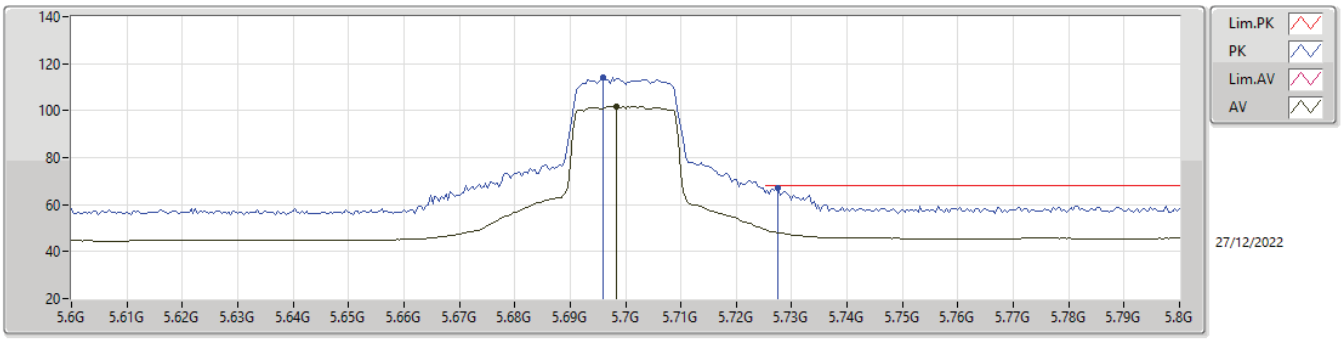

Type	Freq	Level	Limit	Margin	Factor	Dist	Condition	Azimuth	Height	Raw	AF	CL	PA
	(Hz)	(dBuV/m)	(dBuV/m)	(dB)	(dB)	(m)		(°)	(m)	(dBuV)	(dB)	(dB)	(dB)
AV	5.6984G	101.68	Inf	-Inf	6.63	3	Horizontal	93	1.01	95.05	33.58	7.25	34.20
PK	5.696G	113.99	Inf	-Inf	6.60	3	Horizontal	93	1.01	107.39	33.55	7.25	34.20
PK	5.7276G	67.29	68.20	-0.91	6.78	3	Horizontal	93	1.01	60.51	33.71	7.27	34.20

5.47-5.725GHz_802.11ac VHT20_Nss1,(MCS0)_2TX

5700MHz_TX

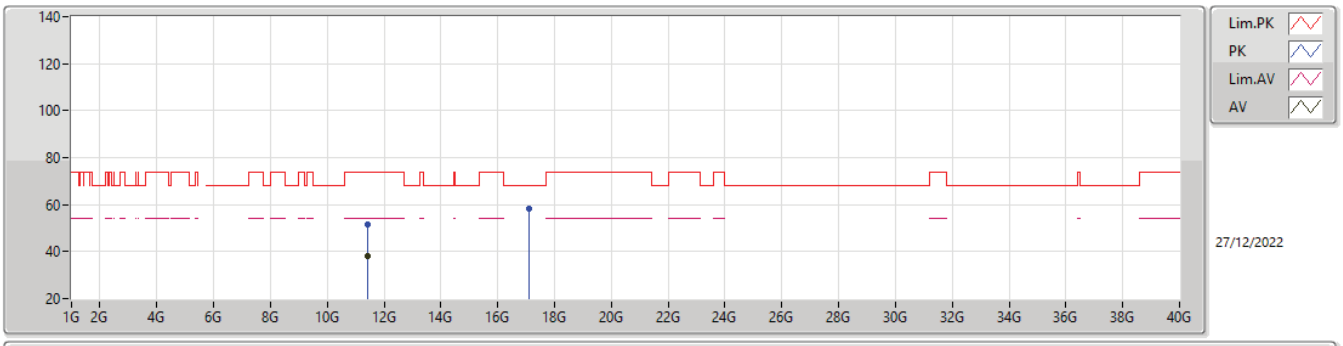

Type	Freq	Level	Limit	Margin	Factor	Dist	Condition	Azimuth	Height	Raw	AF	CL	PA
	(Hz)	(dBuV/m)	(dBuV/m)	(dB)	(dB)	(m)		(°)	(m)	(dBuV)	(dB)	(dB)	(dB)
AV	11.4064G	38.01	54.00	-15.99	16.84	3	Vertical	137	1.20	21.17	39.19	11.73	34.08
PK	11.40304G	51.46	74.00	-22.54	16.85	3	Vertical	137	1.20	34.61	39.20	11.73	34.08
PK	17.10652G	58.51	68.20	-9.69	18.45	3	Vertical	196	1.84	40.06	38.20	13.49	33.24

5.47-5.725GHz_802.11ac VHT20_Nss1,(MCS0)_2TX

5700MHz_TX

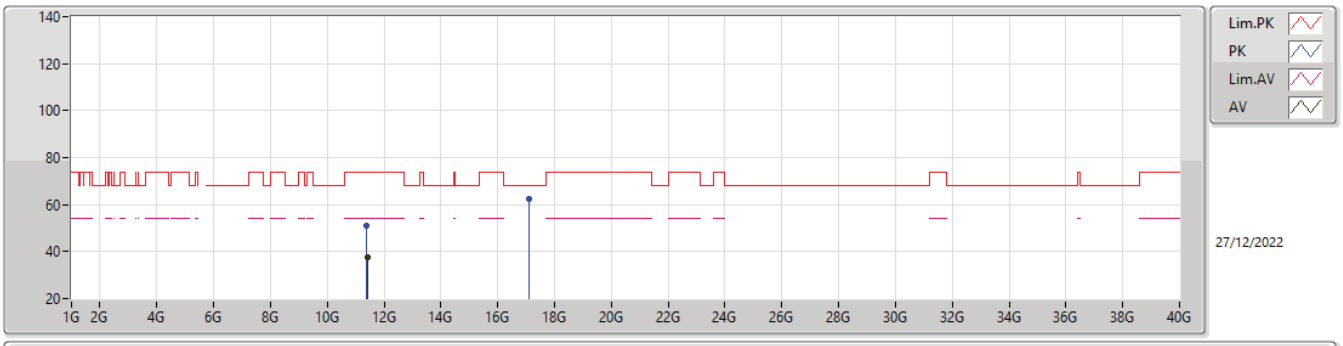

Type	Freq	Level	Limit	Margin	Factor	Dist	Condition	Azimuth	Height	Raw	AF	CL	PA
	(Hz)	(dBuV/m)	(dBuV/m)	(dB)	(dB)	(m)		(°)	(m)	(dBuV)	(dB)	(dB)	(dB)
AV	11.40312G	37.78	54.00	-16.22	16.85	3	Horizontal	10	2.44	20.93	39.20	11.73	34.08
PK	11.3968G	50.83	74.00	-23.17	16.85	3	Horizontal	10	2.44	33.98	39.20	11.73	34.08
PK	17.10424G	62.42	68.20	-5.78	18.45	3	Horizontal	352	1.98	43.97	38.20	13.49	33.24

5.725-5.85GHz_802.11ac VHT20_Nss1,(MCS0)_2TX

5745MHz_TX

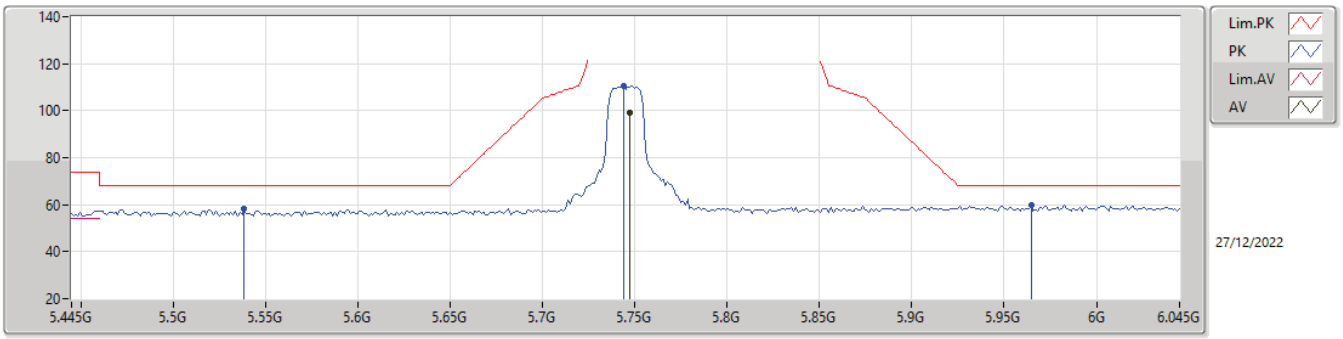

Type	Freq	Level	Limit	Margin	Factor	Dist	Condition	Azimuth	Height	Raw	AF	CL	PA
	(Hz)	(dBuV/m)	(dBuV/m)	(dB)	(dB)	(m)		(°)	(m)	(dBuV)	(dB)	(dB)	(dB)
AV	5.7474G	99.24	Inf	-Inf	6.87	3	Vertical	13	3.00	92.37	33.79	7.28	34.20
PK	5.5386G	58.36	68.20	-9.84	5.83	3	Vertical	13	3.00	52.53	32.90	7.11	34.18
PK	5.7438G	110.57	Inf	-Inf	6.85	3	Vertical	13	3.00	103.72	33.78	7.27	34.20
PK	5.9646G	59.93	68.20	-8.27	7.43	3	Vertical	13	3.00	52.50	34.17	7.48	34.22

5.725-5.85GHz_802.11ac VHT20_Nss1,(MCS0)_2TX

5745MHz_TX

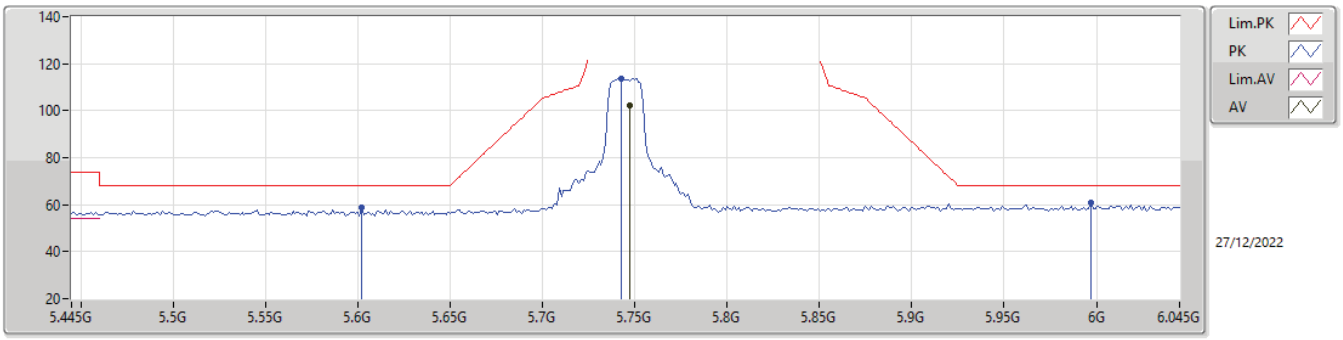

Type	Freq	Level	Limit	Margin	Factor	Dist	Condition	Azimuth	Height	Raw	AF	CL	PA
	(Hz)	(dBuV/m)	(dBuV/m)	(dB)	(dB)	(m)		(°)	(m)	(dBuV)	(dB)	(dB)	(dB)
AV	5.7474G	102.16	Inf	-Inf	6.87	3	Horizontal	64	1.02	95.29	33.79	7.28	34.20
PK	5.6022G	58.85	68.20	-9.35	6.02	3	Horizontal	64	1.02	52.83	33.00	7.21	34.19
PK	5.7426G	113.87	Inf	-Inf	6.84	3	Horizontal	64	1.02	107.03	33.77	7.27	34.20
PK	5.997G	61.02	68.20	-7.18	7.41	3	Horizontal	64	1.02	53.61	34.11	7.52	34.22

5.725-5.85GHz_802.11ac VHT20_Nss1,(MCS0)_2TX

5745MHz_TX

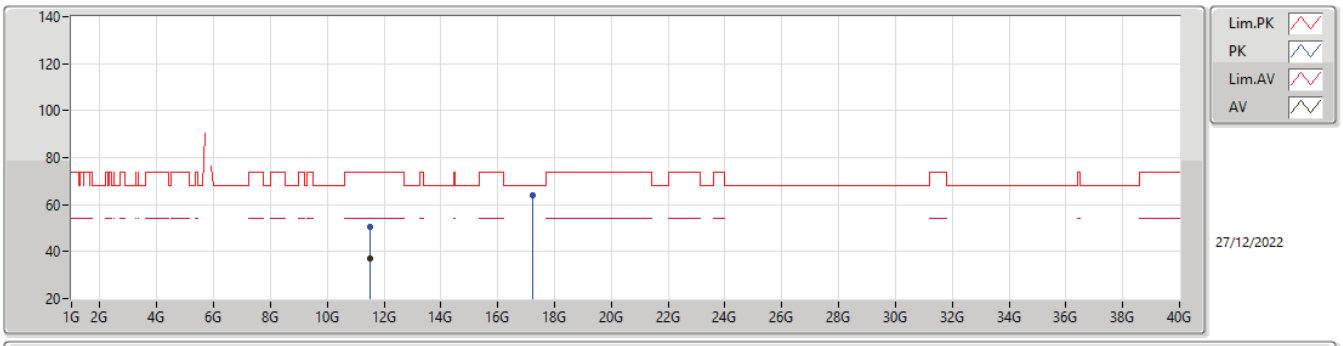

Type	Freq	Level	Limit	Margin	Factor	Dist	Condition	Azimuth	Height	Raw	AF	CL	PA
	(Hz)	(dBuV/m)	(dBuV/m)	(dB)	(dB)	(m)		(°)	(m)	(dBuV)	(dB)	(dB)	(dB)
AV	11.48988G	37.29	54.00	-16.71	16.78	3	Vertical	100	2.89	20.51	39.11	11.73	34.06
PK	11.49696G	50.66	74.00	-23.34	16.77	3	Vertical	100	2.89	33.89	39.10	11.73	34.06
PK	17.2338G	63.86	68.20	-4.34	18.54	3	Vertical	189	1.96	45.32	38.23	13.59	33.28

5.725-5.85GHz_802.11ac VHT20_Nss1,(MCS0)_2TX

5745MHz_TX

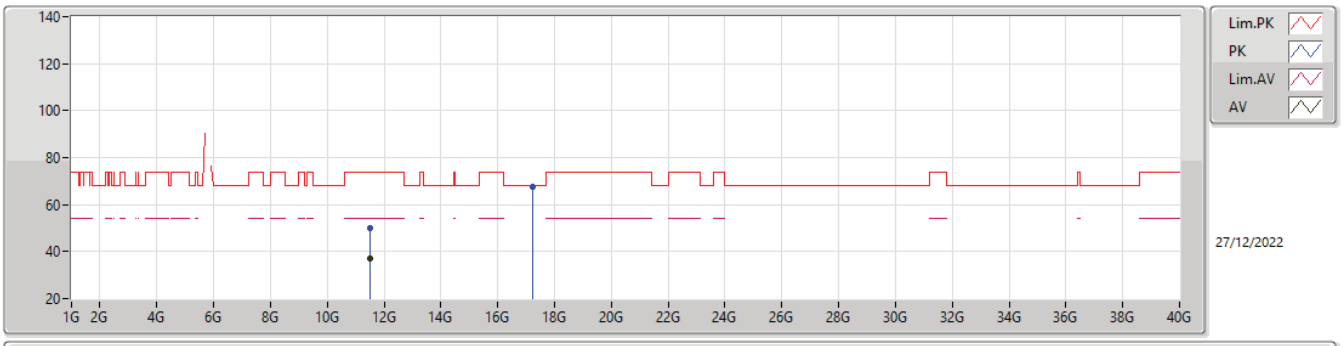

Type	Freq	Level	Limit	Margin	Factor	Dist	Condition	Azimuth	Height	Raw	AF	CL	PA
	(Hz)	(dBuV/m)	(dBuV/m)	(dB)	(dB)	(m)		(°)	(m)	(dBuV)	(dB)	(dB)	(dB)
AV	11.488G	37.26	54.00	-16.74	16.78	3	Horizontal	243	1.59	20.48	39.11	11.73	34.06
PK	11.49592G	50.01	74.00	-23.99	16.77	3	Horizontal	243	1.59	33.24	39.10	11.73	34.06
PK	17.23388G	67.78	68.20	-0.42	18.54	3	Horizontal	218	1.85	49.24	38.23	13.59	33.28

5.725-5.85GHz_802.11ac VHT20_Nss1,(MCS0)_2TX

5785MHz_TX

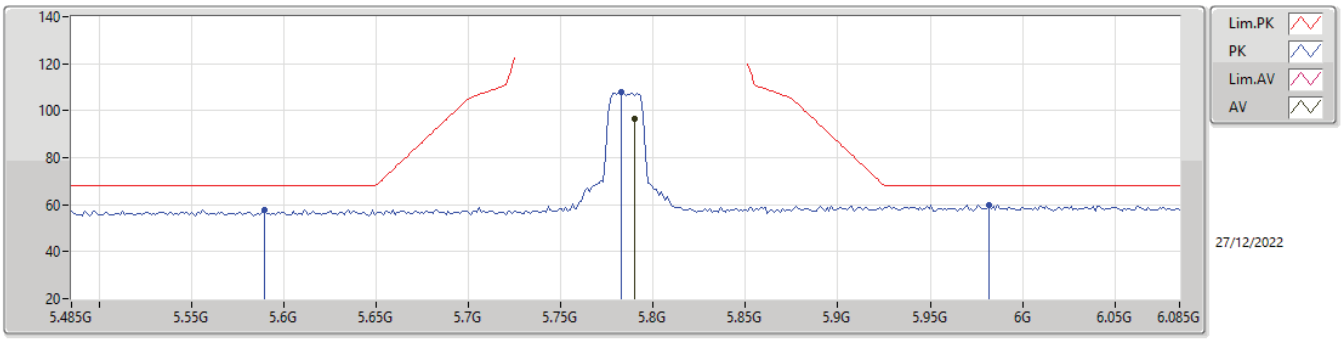

Type	Freq	Level	Limit	Margin	Factor	Dist	Condition	Azimuth	Height	Raw	AF	CL	PA
	(Hz)	(dBuV/m)	(dBuV/m)	(dB)	(dB)	(m)		(°)	(m)	(dBuV)	(dB)	(dB)	(dB)
AV	5.7898G	96.34	Inf	-Inf	7.14	3	Vertical	39	2.97	89.20	34.04	7.30	34.20
PK	5.5894G	57.94	68.20	-10.26	5.98	3	Vertical	39	2.97	51.96	32.98	7.19	34.19
PK	5.7826G	108.09	Inf	-Inf	7.09	3	Vertical	39	2.97	101.00	34.00	7.29	34.20
PK	5.9818G	60.06	68.20	-8.14	7.42	3	Vertical	39	2.97	52.64	34.14	7.50	34.22

5.725-5.85GHz_802.11ac VHT20_Nss1,(MCS0)_2TX

5785MHz_TX

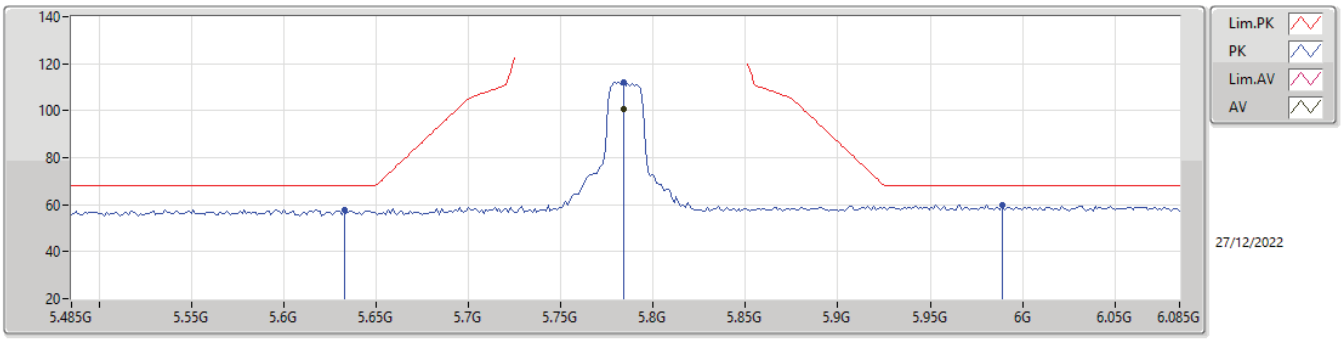

Type	Freq	Level	Limit	Margin	Factor	Dist	Condition	Azimuth	Height	Raw	AF	CL	PA
	(Hz)	(dBuV/m)	(dBuV/m)	(dB)	(dB)	(m)		(°)	(m)	(dBuV)	(dB)	(dB)	(dB)
AV	5.7838G	100.48	Inf	-Inf	7.09	3	Horizontal	65	1.00	93.39	34.00	7.29	34.20
PK	5.6326G	57.95	68.20	-10.25	6.03	3	Horizontal	65	1.00	51.92	33.00	7.22	34.19
PK	5.7838G	112.07	Inf	-Inf	7.09	3	Horizontal	65	1.00	104.98	34.00	7.29	34.20
PK	5.989G	60.08	68.20	-8.12	7.41	3	Horizontal	65	1.00	52.67	34.12	7.51	34.22

5.725-5.85GHz_802.11ac VHT20_Nss1,(MCS0)_2TX

5785MHz_TX

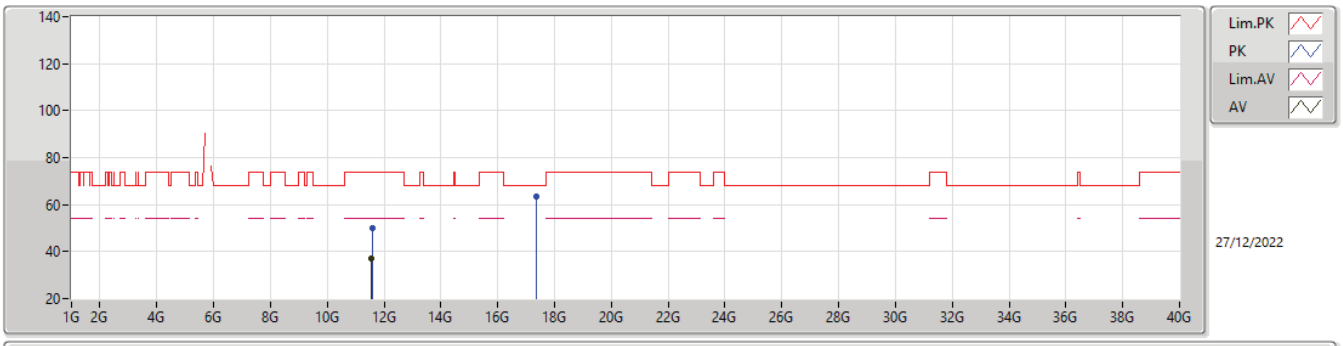

Type	Freq	Level	Limit	Margin	Factor	Dist	Condition	Azimuth	Height	Raw	AF	CL	PA
	(Hz)	(dBuV/m)	(dBuV/m)	(dB)	(dB)	(m)		(°)	(m)	(dBuV)	(dB)	(dB)	(dB)
AV	11.56268G	36.86	54.00	-17.14	16.49	3	Vertical	209	2.64	20.37	38.85	11.74	34.10
PK	11.57328G	49.95	74.00	-24.05	16.44	3	Vertical	209	2.64	33.51	38.81	11.74	34.11
PK	17.35444G	63.20	68.20	-5.00	18.82	3	Vertical	188	2.40	44.38	38.46	13.68	33.32

5.725-5.85GHz_802.11ac VHT20_Nss1,(MCS0)_2TX

5785MHz_TX

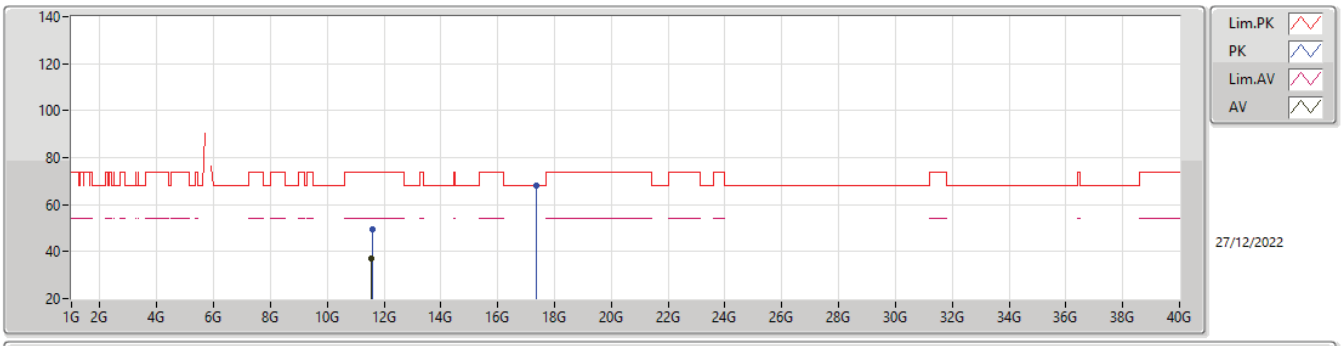

Type	Freq	Level	Limit	Margin	Factor	Dist	Condition	Azimuth	Height	Raw	AF	CL	PA
	(Hz)	(dBuV/m)	(dBuV/m)	(dB)	(dB)	(m)		(°)	(m)	(dBuV)	(dB)	(dB)	(dB)
AV	11.56056G	36.86	54.00	-17.14	16.50	3	Horizontal	127	1.39	20.36	38.86	11.74	34.10
PK	11.57248G	49.60	74.00	-24.40	16.45	3	Horizontal	127	1.39	33.15	38.81	11.74	34.10
PK	17.35408G	68.06	68.20	-0.14	18.82	3	Horizontal	341	1.92	49.24	38.46	13.68	33.32

5.725-5.85GHz_802.11ac VHT20_Nss1,(MCS0)_2TX

5825MHz_TX

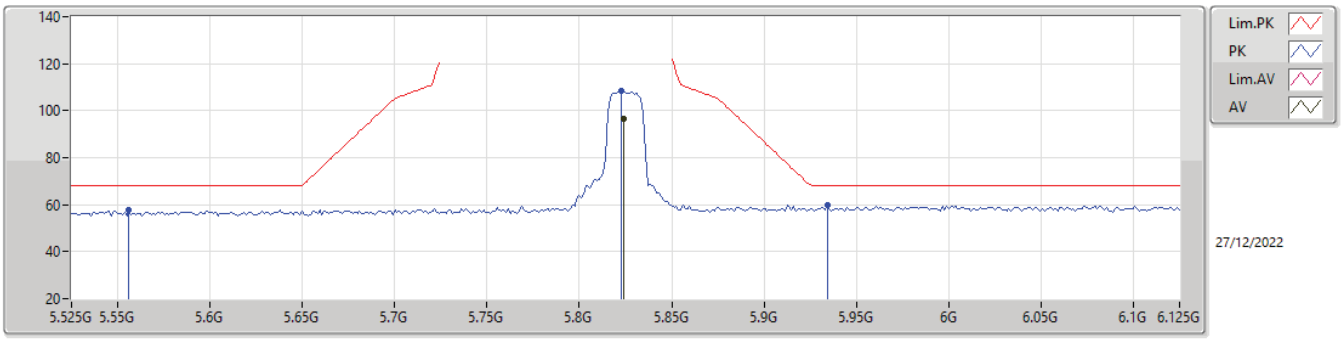

Type	Freq	Level	Limit	Margin	Factor	Dist	Condition	Azimuth	Height	Raw	AF	CL	PA
	(Hz)	(dBuV/m)	(dBuV/m)	(dB)	(dB)	(m)		(°)	(m)	(dBuV)	(dB)	(dB)	(dB)
AV	5.8238G	96.39	Inf	-Inf	7.22	3	Vertical	38	2.94	89.17	34.10	7.33	34.21
PK	5.5562G	57.83	68.20	-10.37	5.87	3	Vertical	38	2.94	51.96	32.91	7.14	34.18
PK	5.8226G	108.34	Inf	-Inf	7.21	3	Vertical	38	2.94	101.13	34.10	7.32	34.21
PK	5.9342G	59.81	68.20	-8.39	7.47	3	Vertical	38	2.94	52.34	34.23	7.45	34.21

5.725-5.85GHz_802.11ac VHT20_Nss1,(MCS0)_2TX

5825MHz_TX

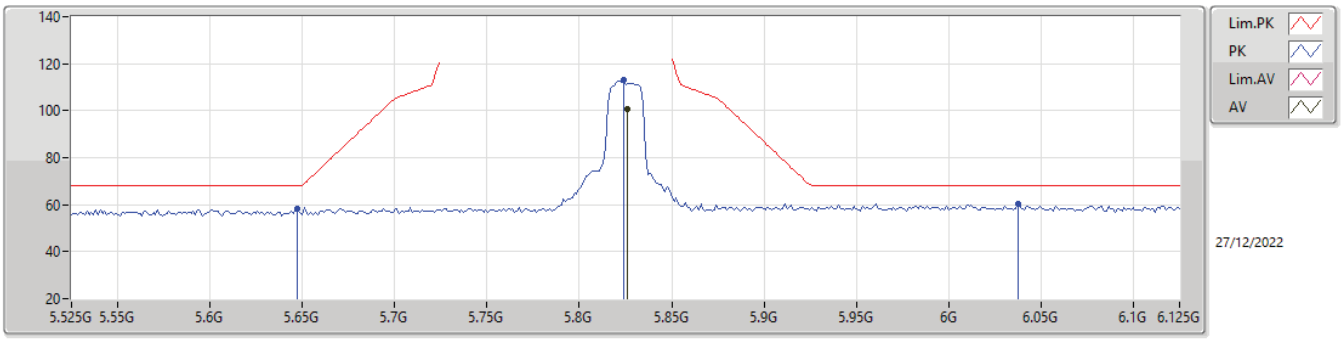

Type	Freq	Level	Limit	Margin	Factor	Dist	Condition	Azimuth	Height	Raw	AF	CL	PA
	(Hz)	(dBuV/m)	(dBuV/m)	(dB)	(dB)	(m)		(°)	(m)	(dBuV)	(dB)	(dB)	(dB)
AV	5.8262G	100.71	Inf	-Inf	7.22	3	Horizontal	63	1.05	93.49	34.10	7.33	34.21
PK	5.6474G	58.11	68.20	-10.09	6.04	3	Horizontal	63	1.05	52.07	33.00	7.23	34.19
PK	5.8238G	112.97	Inf	-Inf	7.22	3	Horizontal	63	1.05	105.75	34.10	7.33	34.21
PK	6.0374G	60.38	68.20	-7.82	7.36	3	Horizontal	63	1.05	53.02	34.10	7.49	34.23

5.725-5.85GHz_802.11ac VHT20_Nss1,(MCS0)_2TX

5825MHz_TX

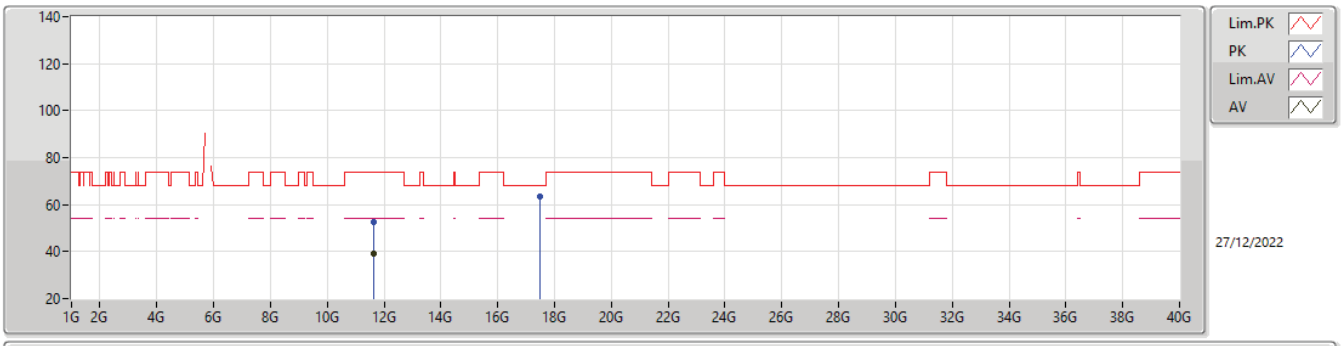

Type	Freq	Level	Limit	Margin	Factor	Dist	Condition	Azimuth	Height	Raw	AF	CL	PA
	(Hz)	(dBuV/m)	(dBuV/m)	(dB)	(dB)	(m)		(°)	(m)	(dBuV)	(dB)	(dB)	(dB)
AV	11.64984G	39.23	54.00	-14.77	16.29	3	Vertical	343	2.95	22.94	38.70	11.74	34.15
PK	11.65032G	52.64	74.00	-21.36	16.29	3	Vertical	343	2.95	36.35	38.70	11.74	34.15
PK	17.47416G	63.48	68.20	-4.72	19.09	3	Vertical	234	2.03	44.39	38.67	13.78	33.36

5.725-5.85GHz_802.11ac VHT20_Nss1,(MCS0)_2TX

5825MHz_TX

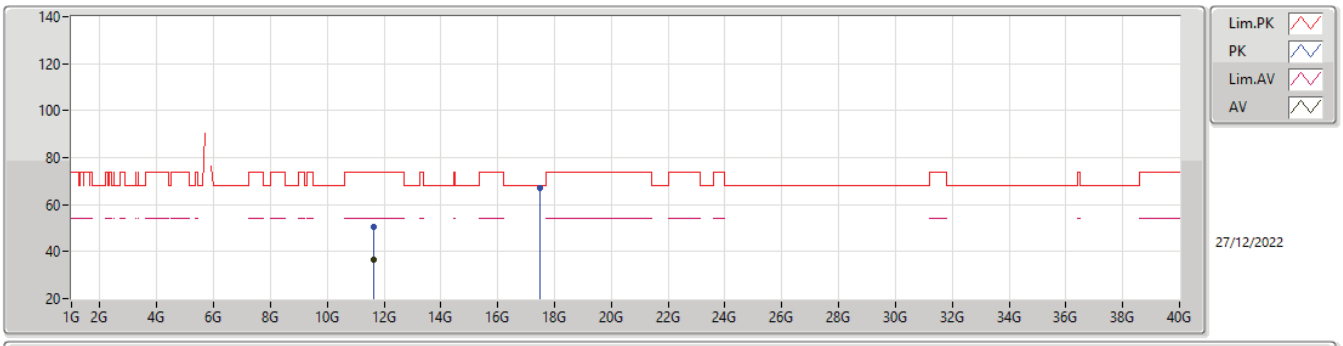

Type	Freq	Level	Limit	Margin	Factor	Dist	Condition	Azimuth	Height	Raw	AF	CL	PA
	(Hz)	(dBuV/m)	(dBuV/m)	(dB)	(dB)	(m)		(°)	(m)	(dBuV)	(dB)	(dB)	(dB)
AV	11.64436G	36.72	54.00	-17.28	16.29	3	Horizontal	33	1.50	20.43	38.70	11.74	34.15
PK	11.64532G	50.40	74.00	-23.60	16.29	3	Horizontal	33	1.50	34.11	38.70	11.74	34.15
PK	17.47416G	67.30	68.20	-0.90	19.09	3	Horizontal	337	1.93	48.21	38.67	13.78	33.36

5.15-5.25GHz_802.11ac VHT40_Nss1,(MCS0)_2TX

5190MHz_TX

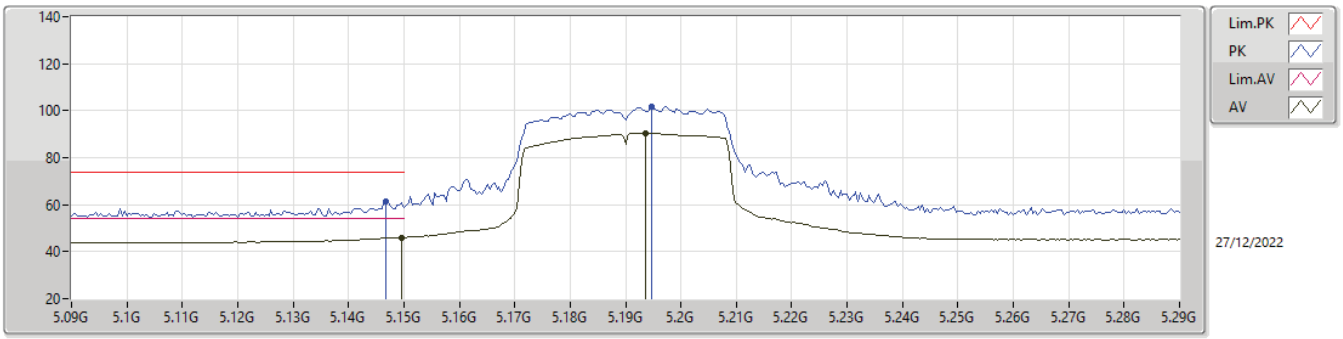

Type	Freq	Level	Limit	Margin	Factor	Dist	Condition	Azimuth	Height	Raw	AF	CL	PA
	(Hz)	(dBuV/m)	(dBuV/m)	(dB)	(dB)	(m)		(°)	(m)	(dBuV)	(dB)	(dB)	(dB)
AV	5.1496G	45.91	54.00	-8.09	5.81	3	Vertical	164	3.00	40.10	33.10	6.85	34.14
AV	5.1936G	90.50	Inf	-Inf	5.86	3	Vertical	164	3.00	84.64	33.10	6.90	34.14
PK	5.1468G	61.52	74.00	-12.48	5.81	3	Vertical	164	3.00	55.71	33.10	6.85	34.14
PK	5.1948G	101.77	Inf	-Inf	5.86	3	Vertical	164	3.00	95.91	33.10	6.90	34.14

5.15-5.25GHz_802.11ac VHT40_Nss1,(MCS0)_2TX

5190MHz_TX

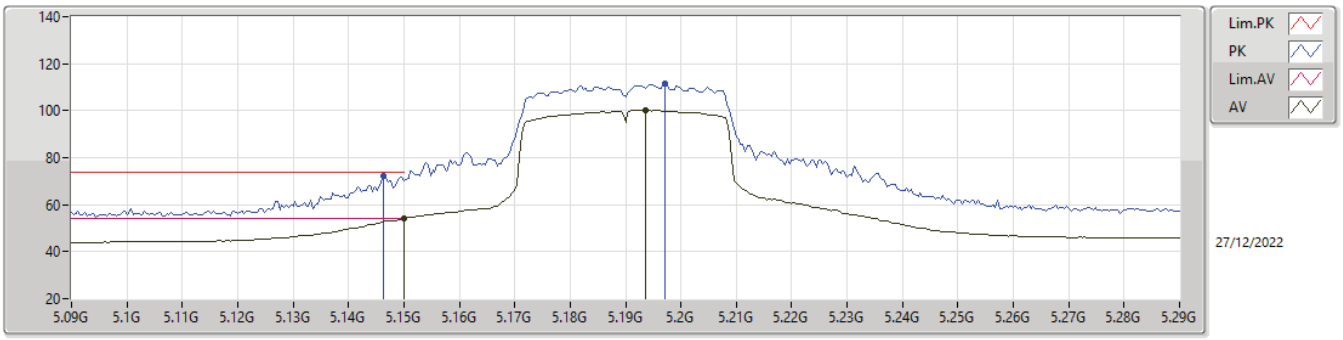

Type	Freq	Level	Limit	Margin	Factor	Dist	Condition	Azimuth	Height	Raw	AF	CL	PA
	(Hz)	(dBuV/m)	(dBuV/m)	(dB)	(dB)	(m)		(°)	(m)	(dBuV)	(dB)	(dB)	(dB)
AV	5.15G	53.90	54.00	-0.10	5.81	3	Horizontal	279	1.02	48.09	33.10	6.85	34.14
AV	5.1936G	100.13	Inf	-Inf	5.86	3	Horizontal	279	1.02	94.27	33.10	6.90	34.14
PK	5.1464G	71.99	74.00	-2.01	5.81	3	Horizontal	279	1.02	66.18	33.10	6.85	34.14
PK	5.1972G	111.43	Inf	-Inf	5.87	3	Horizontal	279	1.02	105.56	33.10	6.91	34.14

5.15-5.25GHz_802.11ac VHT40_Nss1,(MCS0)_2TX

5190MHz_TX

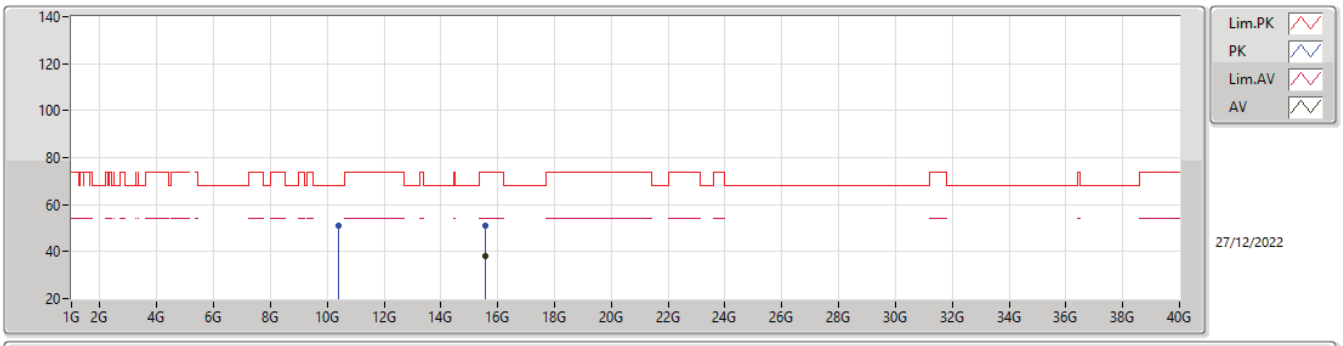

Type	Freq	Level	Limit	Margin	Factor	Dist	Condition	Azimuth	Height	Raw	AF	CL	PA
	(Hz)	(dBuV/m)	(dBuV/m)	(dB)	(dB)	(m)		(°)	(m)	(dBuV)	(dB)	(dB)	(dB)
AV	15.562G	37.95	54.00	-16.05	16.86	3	Vertical	104	2.88	21.09	38.78	12.42	34.34
PK	10.39272G	51.00	68.20	-17.20	15.97	3	Vertical	204	1.50	35.03	38.90	11.67	34.60
PK	15.57216G	51.23	74.00	-22.77	16.83	3	Vertical	104	2.88	34.40	38.76	12.42	34.35

5.15-5.25GHz_802.11ac VHT40_Nss1,(MCS0)_2TX

5190MHz_TX

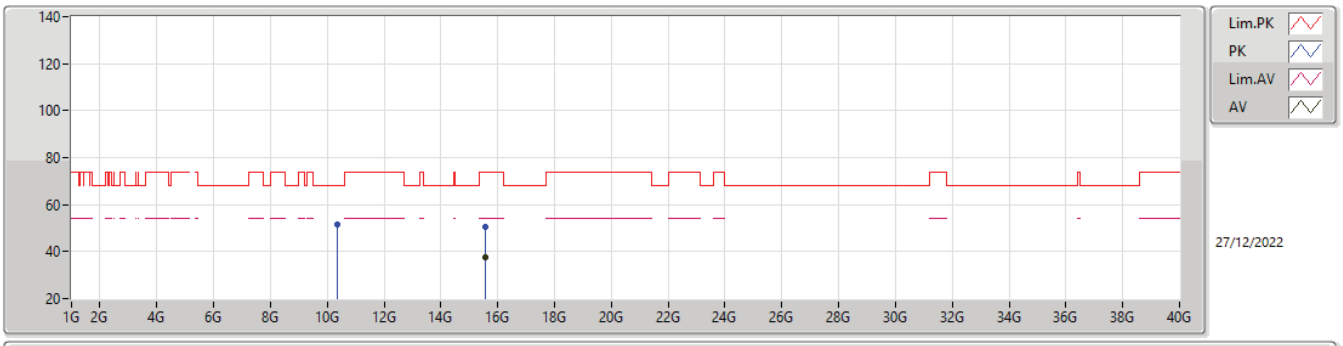

Type	Freq	Level	Limit	Margin	Factor	Dist	Condition	Azimuth	Height	Raw	AF	CL	PA
	(Hz)	(dBuV/m)	(dBuV/m)	(dB)	(dB)	(m)		(°)	(m)	(dBuV)	(dB)	(dB)	(dB)
AV	15.56048G	37.37	54.00	-16.63	16.86	3	Horizontal	1	2.36	20.51	38.78	12.42	34.34
PK	10.37256G	51.33	68.20	-16.87	15.95	3	Horizontal	35	2.05	35.38	38.90	11.67	34.62
PK	15.56664G	50.42	74.00	-23.58	16.85	3	Horizontal	1	2.36	33.57	38.77	12.42	34.34

5.15-5.25GHz_802.11ac VHT40_Nss1,(MCS0)_2TX

5230MHz_TX

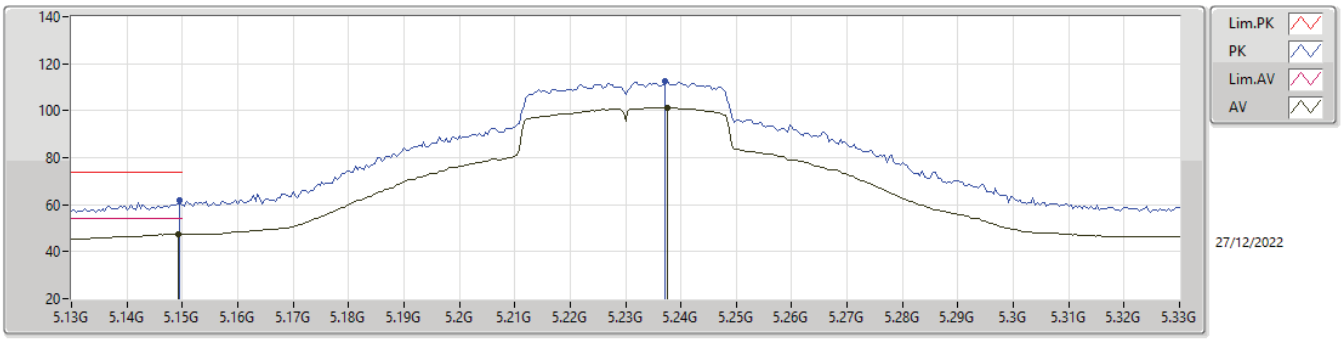

Type	Freq	Level	Limit	Margin	Factor	Dist	Condition	Azimuth	Height	Raw	AF	CL	PA
	(Hz)	(dBuV/m)	(dBuV/m)	(dB)	(dB)	(m)		(°)	(m)	(dBuV)	(dB)	(dB)	(dB)
AV	5.1492G	47.36	54.00	-6.64	5.81	3	Vertical	19	2.95	41.55	33.10	6.85	34.14
AV	5.2376G	101.19	Inf	-Inf	5.78	3	Vertical	19	2.95	95.41	33.02	6.91	34.15
PK	5.1496G	61.77	74.00	-12.23	5.81	3	Vertical	19	2.95	55.96	33.10	6.85	34.14
PK	5.2372G	112.69	Inf	-Inf	5.79	3	Vertical	19	2.95	106.90	33.03	6.91	34.15

5.15-5.25GHz_802.11ac VHT40_Nss1,(MCS0)_2TX

5230MHz_TX

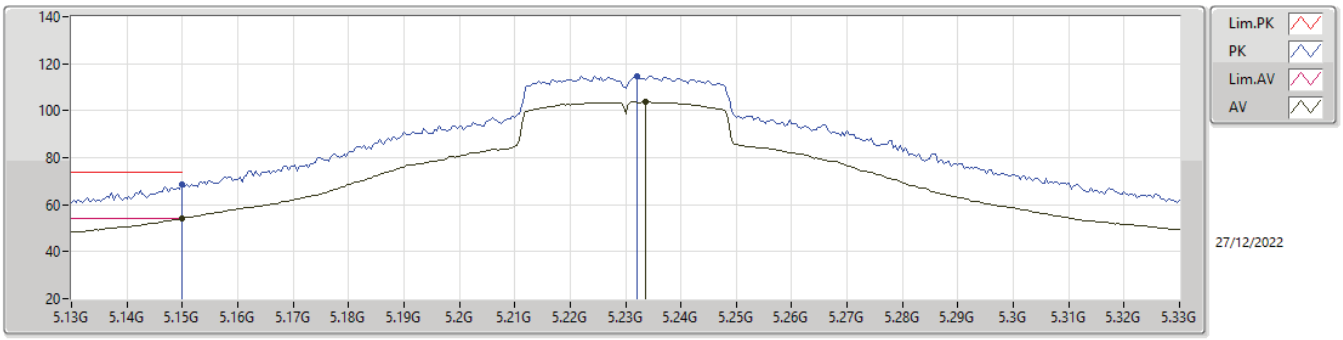

Type	Freq	Level	Limit	Margin	Factor	Dist	Condition	Azimuth	Height	Raw	AF	CL	PA
	(Hz)	(dBuV/m)	(dBuV/m)	(dB)	(dB)	(m)		(°)	(m)	(dBuV)	(dB)	(dB)	(dB)
AV	5.15G	53.89	54.00	-0.11	5.81	3	Horizontal	321	1.10	48.08	33.10	6.85	34.14
AV	5.2336G	103.69	Inf	-Inf	5.79	3	Horizontal	321	1.10	97.90	33.03	6.91	34.15
PK	5.15G	68.38	74.00	-5.62	5.81	3	Horizontal	321	1.10	62.57	33.10	6.85	34.14
PK	5.232G	114.83	Inf	-Inf	5.80	3	Horizontal	321	1.10	109.03	33.04	6.91	34.15

5.15-5.25GHz_802.11ac VHT40_Nss1,(MCS0)_2TX

5230MHz_TX

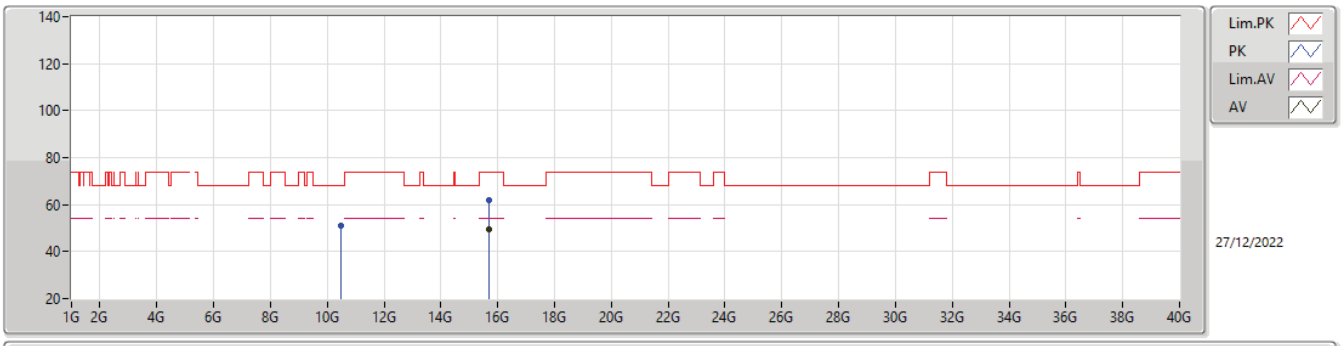

Type	Freq	Level	Limit	Margin	Factor	Dist	Condition	Azimuth	Height	Raw	AF	CL	PA
	(Hz)	(dBuV/m)	(dBuV/m)	(dB)	(dB)	(m)		(°)	(m)	(dBuV)	(dB)	(dB)	(dB)
AV	15.6936G	49.52	54.00	-4.48	16.47	3	Vertical	241	2.61	33.05	38.42	12.49	34.44
PK	10.46216G	50.85	68.20	-17.35	16.04	3	Vertical	99	1.50	34.81	38.90	11.68	34.54
PK	15.70552G	61.93	74.00	-12.07	16.44	3	Vertical	241	2.61	45.49	38.40	12.49	34.45

5.15-5.25GHz_802.11ac VHT40_Nss1,(MCS0)_2TX

5230MHz_TX

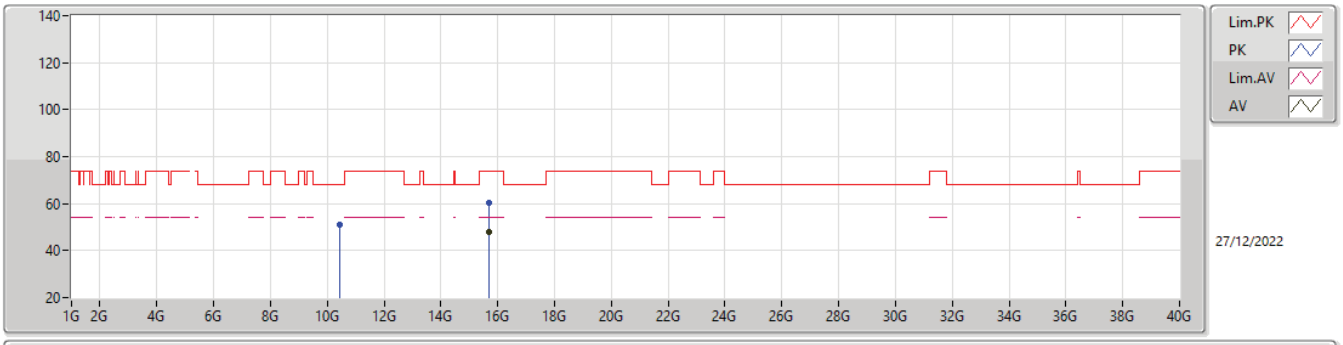

Type	Freq	Level	Limit	Margin	Factor	Dist	Condition	Azimuth	Height	Raw	AF	CL	PA
	(Hz)	(dBuV/m)	(dBuV/m)	(dB)	(dB)	(m)		(°)	(m)	(dBuV)	(dB)	(dB)	(dB)
AV	15.69336G	47.81	54.00	-6.19	16.47	3	Horizontal	231	3.00	31.34	38.42	12.49	34.44
PK	10.45256G	51.17	68.20	-17.03	16.02	3	Horizontal	36	1.10	35.15	38.90	11.67	34.55
PK	15.6916G	60.54	74.00	-13.46	16.47	3	Horizontal	231	3.00	44.07	38.43	12.48	34.44

5.25-5.35GHz_802.11ac VHT40_Nss1,(MCS0)_2TX

5270MHz_TX

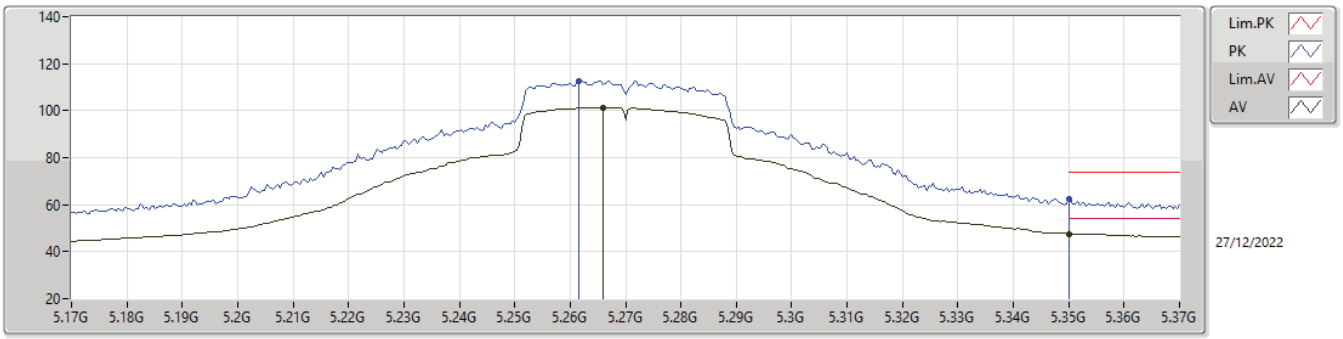

Type	Freq	Level	Limit	Margin	Factor	Dist	Condition	Azimuth	Height	Raw	AF	CL	PA
	(Hz)	(dBuV/m)	(dBuV/m)	(dB)	(dB)	(m)		(°)	(m)	(dBuV)	(dB)	(dB)	(dB)
AV	5.266G	101.45	Inf	-Inf	5.75	3	Vertical	21	2.93	95.70	33.00	6.90	34.15
AV	5.35G	47.64	54.00	-6.36	5.63	3	Vertical	21	2.93	42.01	32.90	6.89	34.16
PK	5.2616G	112.56	Inf	-Inf	5.75	3	Vertical	21	2.93	106.81	33.00	6.90	34.15
PK	5.35G	62.21	74.00	-11.79	5.63	3	Vertical	21	2.93	56.58	32.90	6.89	34.16

5.25-5.35GHz_802.11ac VHT40_Nss1,(MCS0)_2TX

5270MHz_TX

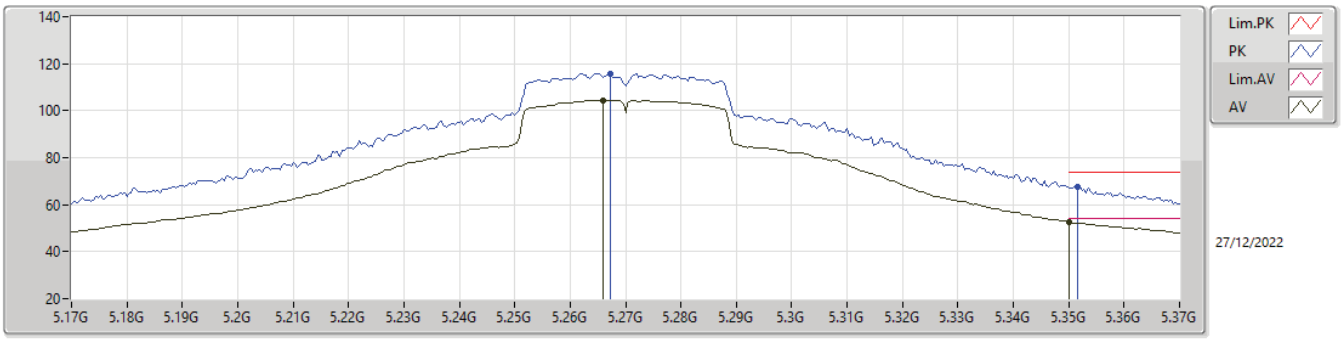

Type	Freq	Level	Limit	Margin	Factor	Dist	Condition	Azimuth	Height	Raw	AF	CL	PA
	(Hz)	(dBuV/m)	(dBuV/m)	(dB)	(dB)	(m)		(°)	(m)	(dBuV)	(dB)	(dB)	(dB)
AV	5.266G	104.54	Inf	-Inf	5.75	3	Horizontal	321	1.00	98.79	33.00	6.90	34.15
AV	5.35G	52.63	54.00	-1.37	5.63	3	Horizontal	321	1.00	47.00	32.90	6.89	34.16
PK	5.2672G	115.90	Inf	-Inf	5.75	3	Horizontal	321	1.00	110.15	33.00	6.90	34.15
PK	5.3516G	67.70	74.00	-6.30	5.63	3	Horizontal	321	1.00	62.07	32.90	6.89	34.16

5.25-5.35GHz_802.11ac VHT40_Nss1,(MCS0)_2TX

5270MHz_TX

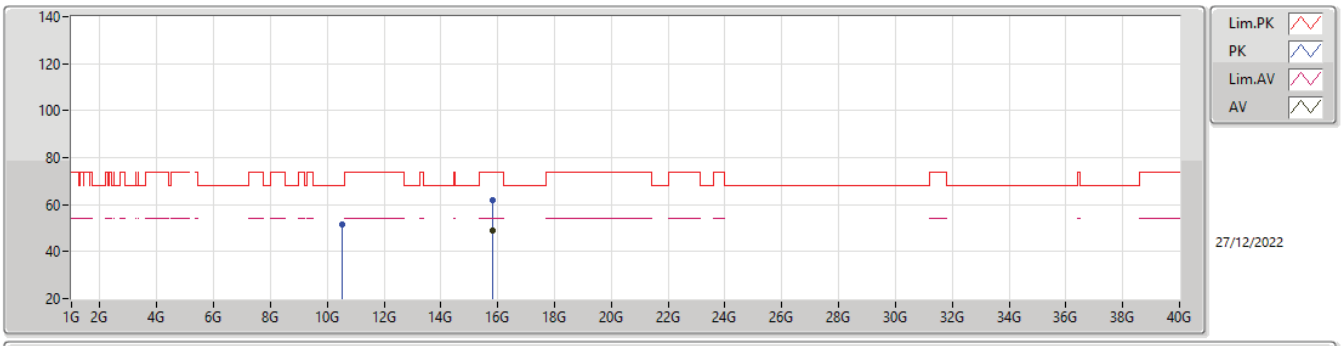

Type	Freq	Level	Limit	Margin	Factor	Dist	Condition	Azimuth	Height	Raw	AF	CL	PA
	(Hz)	(dBuV/m)	(dBuV/m)	(dB)	(dB)	(m)		(°)	(m)	(dBuV)	(dB)	(dB)	(dB)
AV	15.81328G	48.87	54.00	-5.13	16.39	3	Vertical	233	2.15	32.48	38.37	12.55	34.53
PK	10.52896G	51.81	68.20	-16.39	16.09	3	Vertical	262	1.49	35.72	38.90	11.68	34.49
PK	15.81184G	62.15	74.00	-11.85	16.39	3	Vertical	233	2.15	45.76	38.38	12.54	34.53

5.25-5.35GHz_802.11ac VHT40_Nss1,(MCS0)_2TX

5270MHz_TX

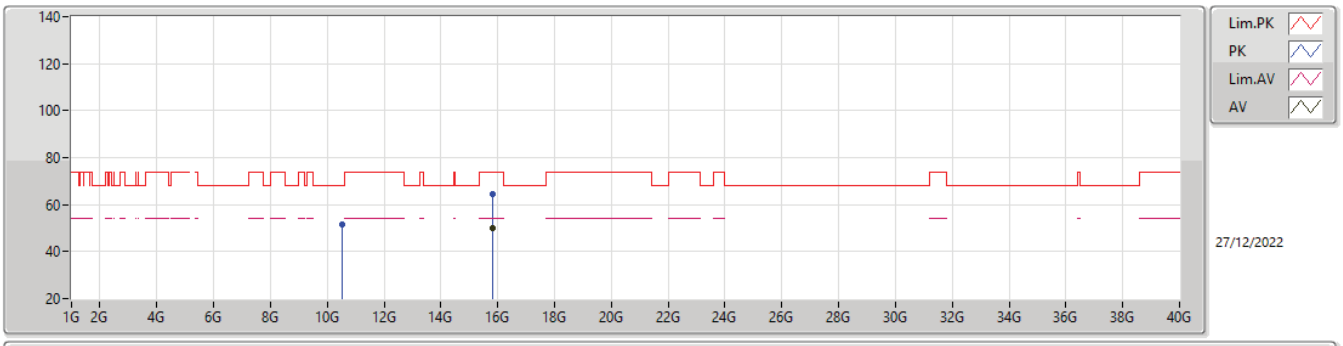

Type	Freq	Level	Limit	Margin	Factor	Dist	Condition	Azimuth	Height	Raw	AF	CL	PA
	(Hz)	(dBuV/m)	(dBuV/m)	(dB)	(dB)	(m)		(°)	(m)	(dBuV)	(dB)	(dB)	(dB)
AV	15.81352G	50.08	54.00	-3.92	16.39	3	Horizontal	225	2.03	33.69	38.37	12.55	34.53
PK	10.5264G	51.53	68.20	-16.67	16.09	3	Horizontal	36	1.50	35.44	38.90	11.68	34.49
PK	15.8256G	64.45	74.00	-9.55	16.36	3	Horizontal	225	2.03	48.09	38.35	12.55	34.54

5.25-5.35GHz_802.11ac VHT40_Nss1,(MCS0)_2TX

5310MHz_TX

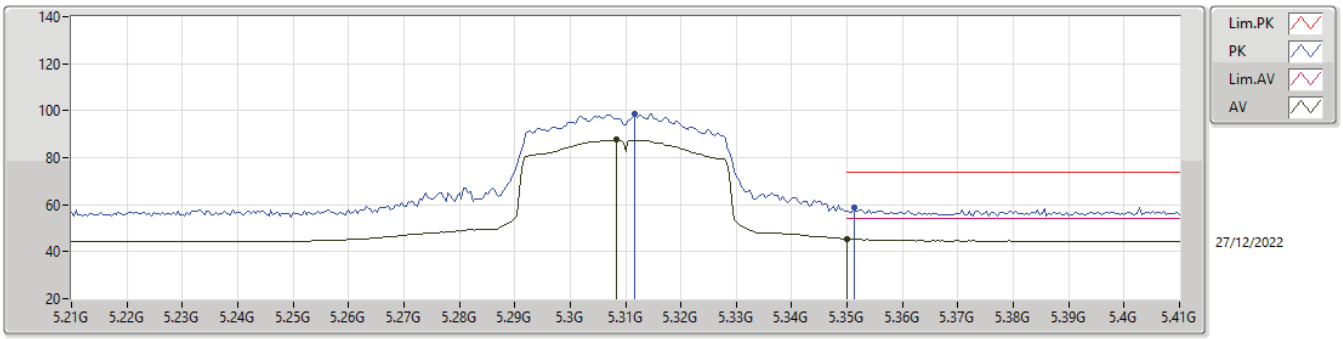

Type	Freq	Level	Limit	Margin	Factor	Dist	Condition	Azimuth	Height	Raw	AF	CL	PA
	(Hz)	(dBuV/m)	(dBuV/m)	(dB)	(dB)	(m)		(°)	(m)	(dBuV)	(dB)	(dB)	(dB)
AV	5.3084G	87.53	Inf	-Inf	5.72	3	Vertical	166	1.56	81.81	32.98	6.90	34.16
AV	5.35G	45.29	54.00	-8.71	5.63	3	Vertical	166	1.56	39.66	32.90	6.89	34.16
PK	5.3116G	98.62	Inf	-Inf	5.72	3	Vertical	166	1.56	92.90	32.98	6.90	34.16
PK	5.3512G	58.56	74.00	-15.44	5.63	3	Vertical	166	1.56	52.93	32.90	6.89	34.16

5.25-5.35GHz_802.11ac VHT40_Nss1,(MCS0)_2TX

5310MHz_TX

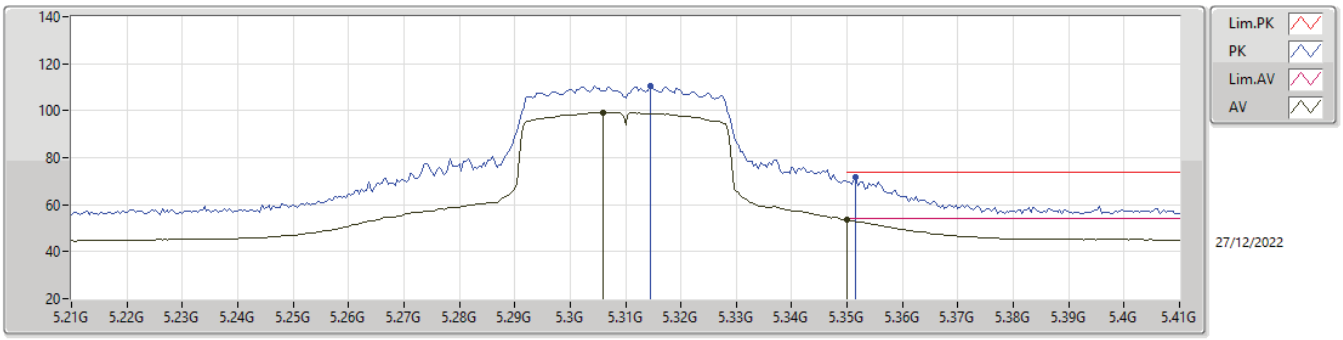

Type	Freq	Level	Limit	Margin	Factor	Dist	Condition	Azimuth	Height	Raw	AF	CL	PA
	(Hz)	(dBuV/m)	(dBuV/m)	(dB)	(dB)	(m)		(°)	(m)	(dBuV)	(dB)	(dB)	(dB)
AV	5.306G	99.22	Inf	-Inf	5.73	3	Horizontal	321	1.01	93.49	32.99	6.90	34.16
AV	5.35G	53.37	54.00	-0.63	5.63	3	Horizontal	321	1.01	47.74	32.90	6.89	34.16
PK	5.3144G	110.47	Inf	-Inf	5.71	3	Horizontal	321	1.01	104.76	32.97	6.90	34.16
PK	5.3516G	71.57	74.00	-2.43	5.63	3	Horizontal	321	1.01	65.94	32.90	6.89	34.16

5.25-5.35GHz_802.11ac VHT40_Nss1,(MCS0)_2TX

5310MHz_TX

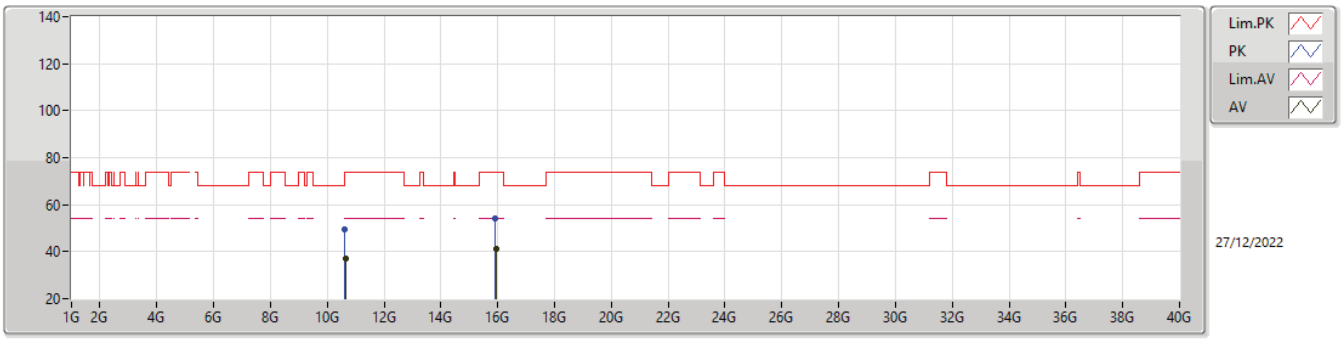

Type	Freq	Level	Limit	Margin	Factor	Dist	Condition	Azimuth	Height	Raw	AF	CL	PA
	(Hz)	(dBuV/m)	(dBuV/m)	(dB)	(dB)	(m)		(°)	(m)	(dBuV)	(dB)	(dB)	(dB)
AV	10.63608G	36.91	54.00	-17.09	16.28	3	Vertical	11	1.50	20.63	39.01	11.68	34.41
AV	15.9332G	41.20	54.00	-12.80	16.11	3	Vertical	244	2.58	25.09	38.13	12.61	34.63
PK	10.62536G	49.74	74.00	-24.26	16.24	3	Vertical	11	1.50	33.50	38.98	11.68	34.42
PK	15.92856G	54.03	74.00	-19.97	16.12	3	Vertical	244	2.58	37.91	38.14	12.60	34.62

5.25-5.35GHz_802.11ac VHT40_Nss1,(MCS0)_2TX

5310MHz_TX

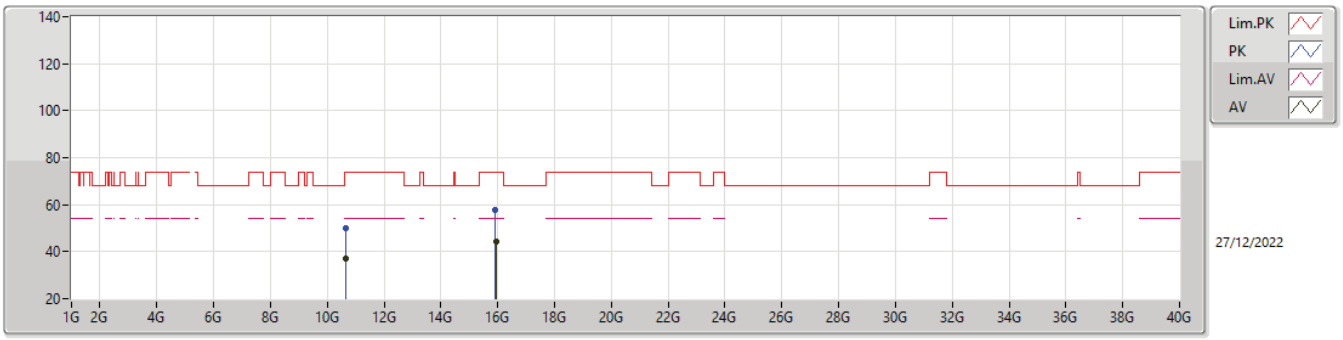

Type	Freq	Level	Limit	Margin	Factor	Dist	Condition	Azimuth	Height	Raw	AF	CL	PA
	(Hz)	(dBuV/m)	(dBuV/m)	(dB)	(dB)	(m)		(°)	(m)	(dBuV)	(dB)	(dB)	(dB)
AV	10.63656G	36.84	54.00	-17.16	16.29	3	Horizontal	251	1.50	20.55	39.01	11.69	34.41
AV	15.93336G	44.25	54.00	-9.75	16.11	3	Horizontal	225	2.02	28.14	38.13	12.61	34.63
PK	10.63256G	50.15	74.00	-23.85	16.26	3	Horizontal	251	1.50	33.89	39.00	11.68	34.42
PK	15.9272G	57.55	74.00	-16.45	16.13	3	Horizontal	225	2.02	41.42	38.15	12.60	34.62

5.47-5.725GHz_802.11ac VHT40_Nss1,(MCS0)_2TX

5510MHz_TX

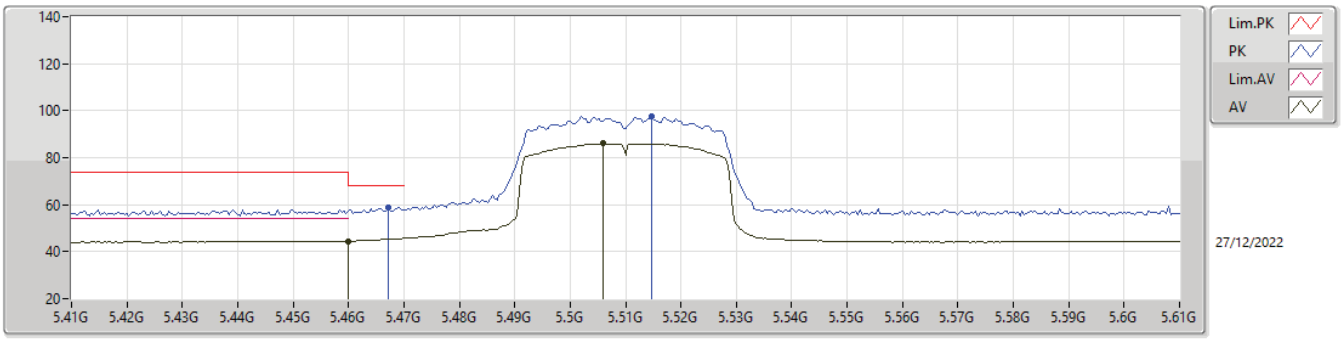

Type	Freq	Level	Limit	Margin	Factor	Dist	Condition	Azimuth	Height	Raw	AF	CL	PA
	(Hz)	(dBuV/m)	(dBuV/m)	(dB)	(dB)	(m)		(°)	(m)	(dBuV)	(dB)	(dB)	(dB)
AV	5.46G	44.55	54.00	-9.45	5.71	3	Vertical	137	3.00	38.84	32.90	6.99	34.18
AV	5.506G	85.98	Inf	-Inf	5.78	3	Vertical	137	3.00	80.20	32.90	7.06	34.18
PK	5.4672G	58.96	68.20	-9.24	5.72	3	Vertical	137	3.00	53.24	32.90	7.00	34.18
PK	5.5148G	97.49	Inf	-Inf	5.79	3	Vertical	137	3.00	91.70	32.90	7.07	34.18

5.47-5.725GHz_802.11ac VHT40_Nss1,(MCS0)_2TX

5510MHz_TX

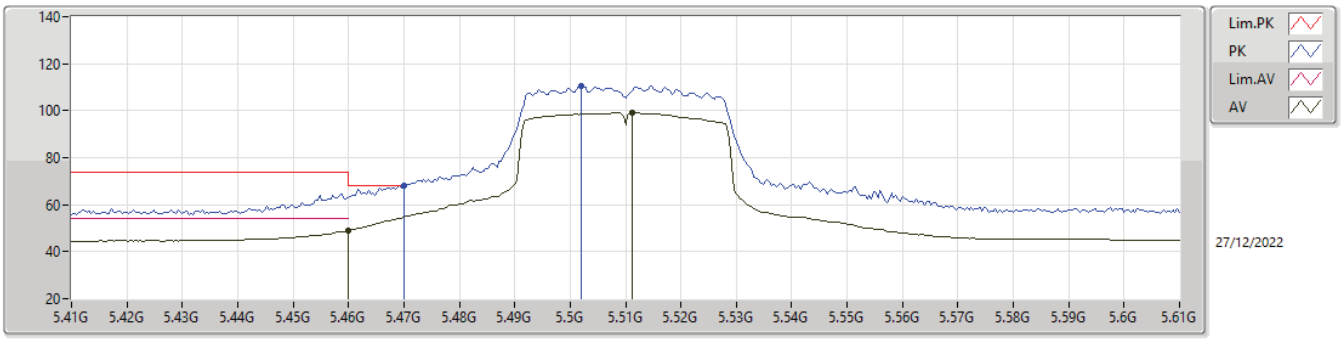

Type	Freq	Level	Limit	Margin	Factor	Dist	Condition	Azimuth	Height	Raw	AF	CL	PA
	(Hz)	(dBuV/m)	(dBuV/m)	(dB)	(dB)	(m)		(°)	(m)	(dBuV)	(dB)	(dB)	(dB)
AV	5.46G	49.09	54.00	-4.91	5.71	3	Horizontal	285	1.00	43.38	32.90	6.99	34.18
AV	5.5112G	99.01	Inf	-Inf	5.79	3	Horizontal	285	1.00	93.22	32.90	7.07	34.18
PK	5.47G	68.03	68.20	-0.17	5.72	3	Horizontal	285	1.00	62.31	32.90	7.00	34.18
PK	5.502G	110.65	Inf	-Inf	5.77	3	Horizontal	285	1.00	104.88	32.90	7.05	34.18

5.47-5.725GHz_802.11ac VHT40_Nss1,(MCS0)_2TX

5510MHz_TX

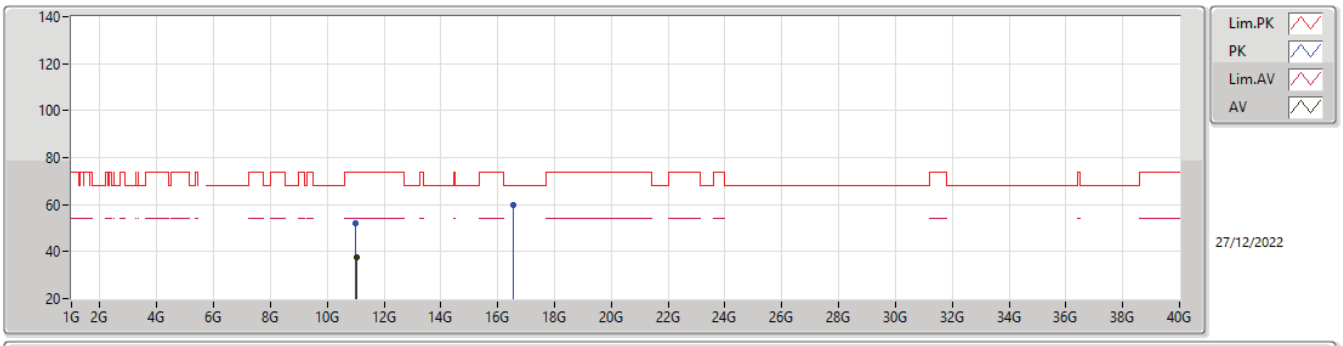

Type	Freq	Level	Limit	Margin	Factor	Dist	Condition	Azimuth	Height	Raw	AF	CL	PA
	(Hz)	(dBuV/m)	(dBuV/m)	(dB)	(dB)	(m)		(°)	(m)	(dBuV)	(dB)	(dB)	(dB)
AV	11.02G	37.61	54.00	-16.39	16.53	3	Vertical	336	2.14	21.08	38.98	11.71	34.16
PK	11.00928G	52.05	74.00	-21.95	16.54	3	Vertical	336	2.14	35.51	38.99	11.71	34.16
PK	16.52776G	59.71	68.20	-8.49	17.22	3	Vertical	24	1.87	42.49	38.32	13.05	34.15

5.47-5.725GHz_802.11ac VHT40_Nss1,(MCS0)_2TX

5510MHz_TX

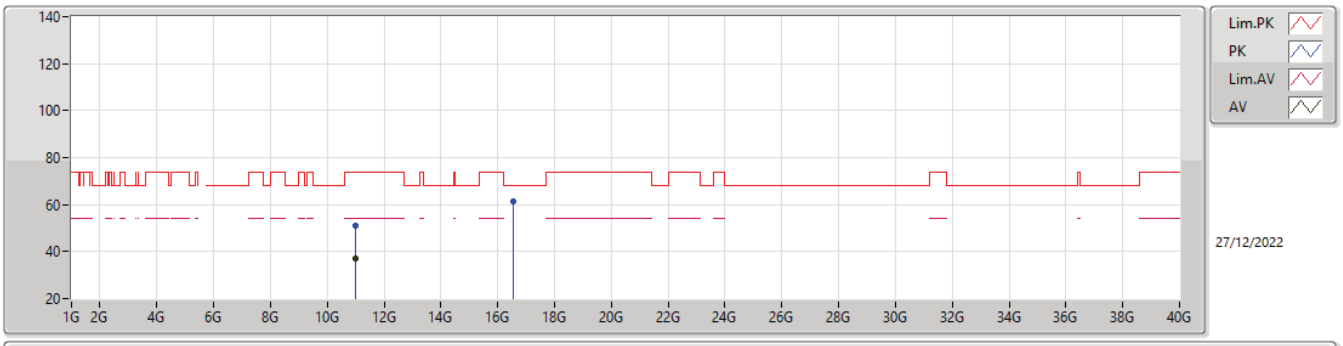

Type	Freq	Level	Limit	Margin	Factor	Dist	Condition	Azimuth	Height	Raw	AF	CL	PA
	(Hz)	(dBuV/m)	(dBuV/m)	(dB)	(dB)	(m)		(°)	(m)	(dBuV)	(dB)	(dB)	(dB)
AV	11.00304G	37.01	54.00	-16.99	16.55	3	Horizontal	25	1.50	20.46	39.00	11.71	34.16
PK	11.00344G	50.79	74.00	-23.21	16.55	3	Horizontal	25	1.50	34.24	39.00	11.71	34.16
PK	16.52752G	61.37	68.20	-6.83	17.22	3	Horizontal	350	1.08	44.15	38.32	13.05	34.15

5.47-5.725GHz_802.11ac VHT40_Nss1,(MCS0)_2TX

5550MHz_TX

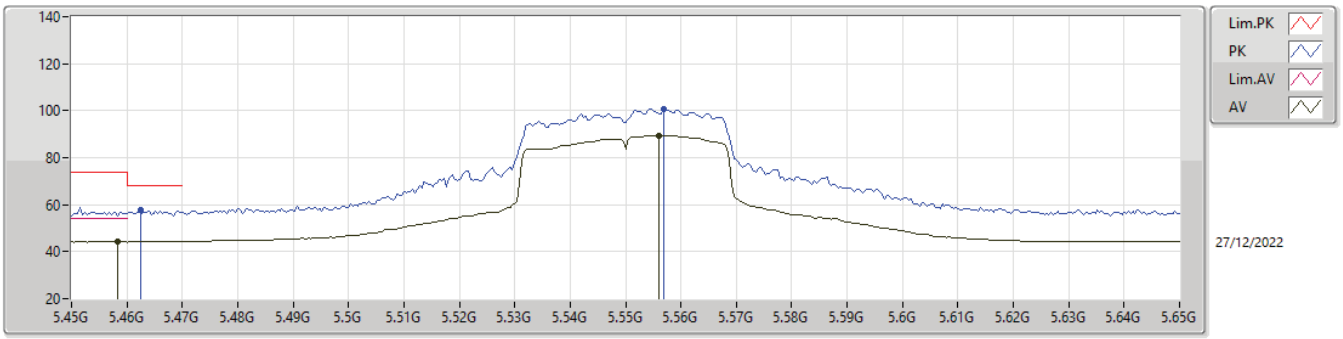

Type	Freq	Level	Limit	Margin	Factor	Dist	Condition	Azimuth	Height	Raw	AF	CL	PA
	(Hz)	(dBuV/m)	(dBuV/m)	(dB)	(dB)	(m)		(°)	(m)	(dBuV)	(dB)	(dB)	(dB)
AV	5.4584G	44.19	54.00	-9.81	5.70	3	Vertical	224	1.36	38.49	32.90	6.98	34.18
AV	5.556G	89.36	Inf	-Inf	5.87	3	Vertical	224	1.36	83.49	32.91	7.14	34.18
PK	5.4624G	57.70	68.20	-10.50	5.71	3	Vertical	224	1.36	51.99	32.90	6.99	34.18
PK	5.5568G	100.94	Inf	-Inf	5.87	3	Vertical	224	1.36	95.07	32.91	7.14	34.18

5.47-5.725GHz_802.11ac VHT40_Nss1,(MCS0)_2TX

5550MHz_TX

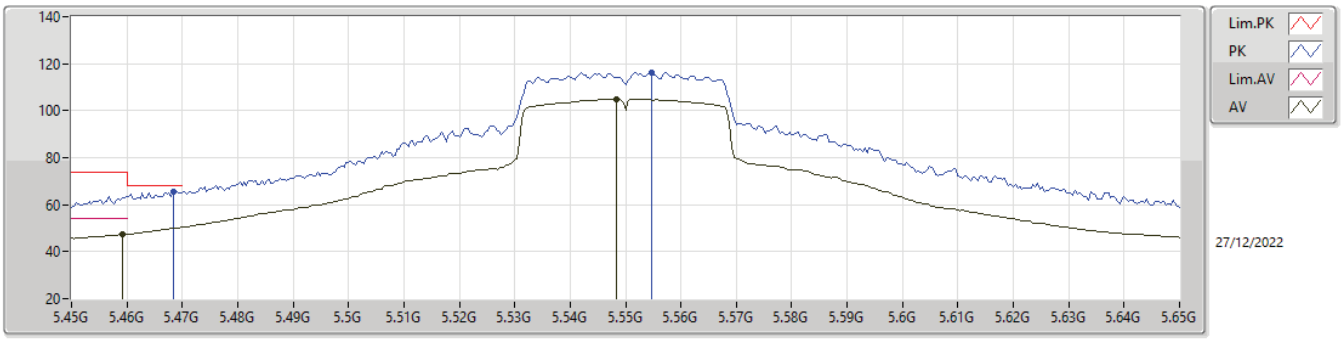

Type	Freq	Level	Limit	Margin	Factor	Dist	Condition	Azimuth	Height	Raw	AF	CL	PA
	(Hz)	(dBuV/m)	(dBuV/m)	(dB)	(dB)	(m)		(°)	(m)	(dBuV)	(dB)	(dB)	(dB)
AV	5.4592G	47.38	54.00	-6.62	5.70	3	Horizontal	95	1.14	41.68	32.90	6.98	34.18
AV	5.5484G	104.85	Inf	-Inf	5.85	3	Horizontal	95	1.14	99.00	32.90	7.13	34.18
PK	5.4684G	65.72	68.20	-2.48	5.72	3	Horizontal	95	1.14	60.00	32.90	7.00	34.18
PK	5.5548G	116.37	Inf	-Inf	5.87	3	Horizontal	95	1.14	110.50	32.91	7.14	34.18

5.47-5.725GHz_802.11ac VHT40_Nss1,(MCS0)_2TX

5550MHz_TX

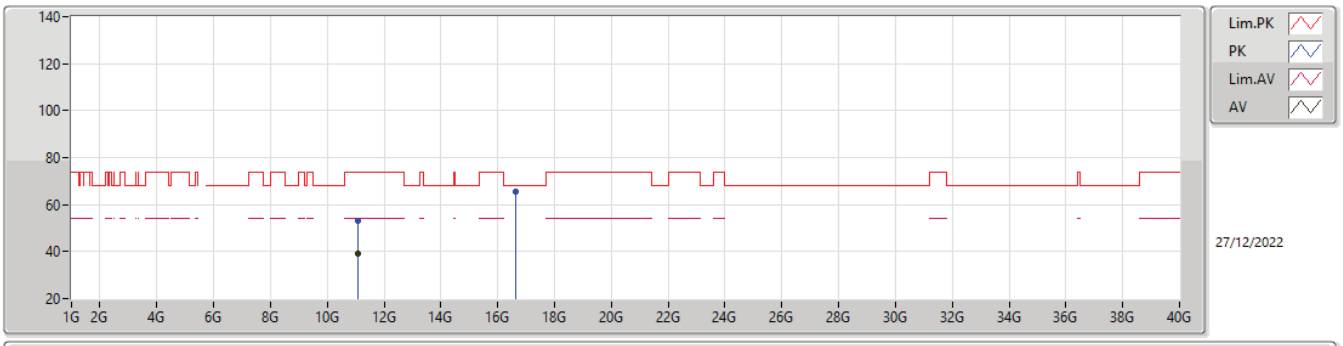

Type	Freq	Level	Limit	Margin	Factor	Dist	Condition	Azimuth	Height	Raw	AF	CL	PA
	(Hz)	(dBuV/m)	(dBuV/m)	(dB)	(dB)	(m)		(°)	(m)	(dBuV)	(dB)	(dB)	(dB)
AV	11.09968G	39.06	54.00	-14.94	16.47	3	Vertical	337	2.07	22.59	38.90	11.71	34.14
PK	11.09896G	53.05	74.00	-20.95	16.47	3	Vertical	337	2.07	36.58	38.90	11.71	34.14
PK	16.64784G	65.34	68.20	-2.86	17.43	3	Vertical	25	1.96	47.91	38.20	13.14	33.91

5.47-5.725GHz_802.11ac VHT40_Nss1,(MCS0)_2TX

5550MHz_TX

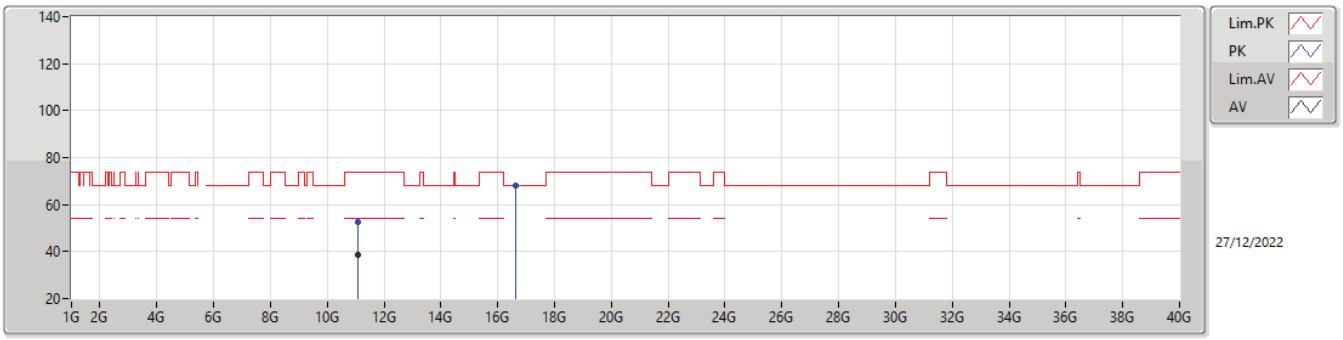

Type	Freq	Level	Limit	Margin	Factor	Dist	Condition	Azimuth	Height	Raw	AF	CL	PA
	(Hz)	(dBuV/m)	(dBuV/m)	(dB)	(dB)	(m)		(°)	(m)	(dBuV)	(dB)	(dB)	(dB)
AV	11.09968G	38.37	54.00	-15.63	16.47	3	Horizontal	322	1.00	21.90	38.90	11.71	34.14
PK	11.10184G	52.54	74.00	-21.46	16.47	3	Horizontal	322	1.00	36.07	38.90	11.71	34.14
PK	16.64328G	68.03	68.20	-0.17	17.41	3	Horizontal	349	1.04	50.62	38.19	13.14	33.92

5.47-5.725GHz_802.11ac VHT40_Nss1,(MCS0)_2TX

5670MHz_TX

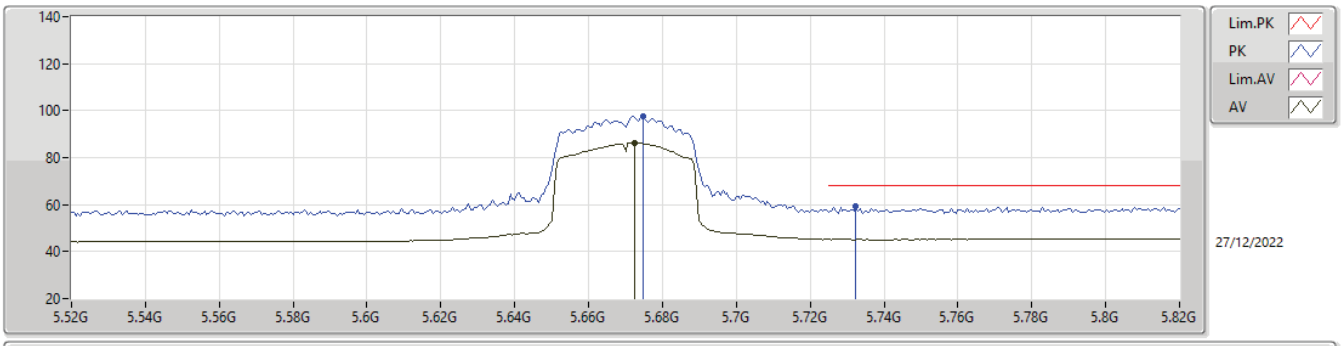

Type	Freq	Level	Limit	Margin	Factor	Dist	Condition	Azimuth	Height	Raw	AF	CL	PA
	(Hz)	(dBuV/m)	(dBuV/m)	(dB)	(dB)	(m)		(°)	(m)	(dBuV)	(dB)	(dB)	(dB)
AV	5.6724G	86.29	Inf	-Inf	6.32	3	Vertical	224	1.76	79.97	33.27	7.24	34.19
PK	5.6748G	97.83	Inf	-Inf	6.35	3	Vertical	224	1.76	91.48	33.30	7.24	34.19
PK	5.7324G	59.08	68.20	-9.12	6.80	3	Vertical	224	1.76	52.28	33.73	7.27	34.20

5.47-5.725GHz_802.11ac VHT40_Nss1,(MCS0)_2TX

5670MHz_TX

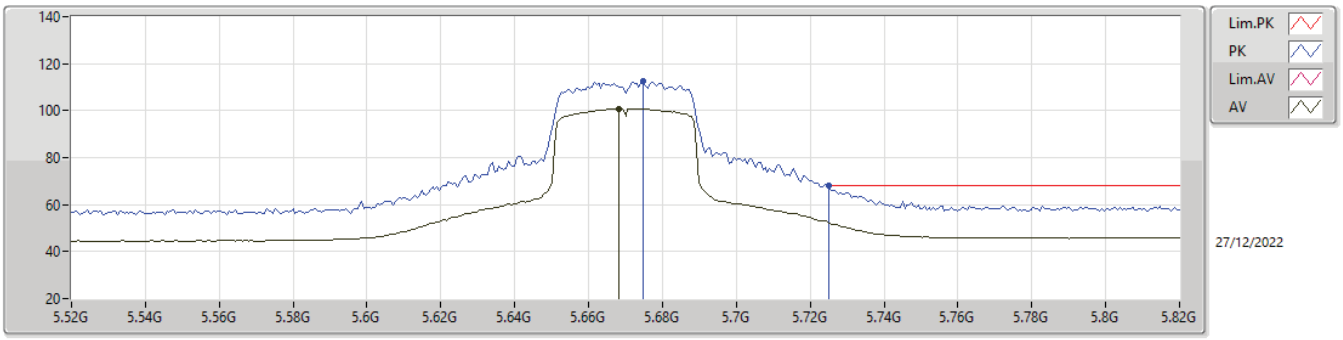

Type	Freq	Level	Limit	Margin	Factor	Dist	Condition	Azimuth	Height	Raw	AF	CL	PA
	(Hz)	(dBuV/m)	(dBuV/m)	(dB)	(dB)	(m)		(°)	(m)	(dBuV)	(dB)	(dB)	(dB)
AV	5.6682G	100.92	Inf	-Inf	6.27	3	Horizontal	64	1.02	94.65	33.22	7.24	34.19
PK	5.6748G	112.47	Inf	-Inf	6.35	3	Horizontal	64	1.02	106.12	33.30	7.24	34.19
PK	5.7252G	67.90	68.20	-0.30	6.77	3	Horizontal	64	1.02	61.13	33.70	7.27	34.20

5.47-5.725GHz_802.11ac VHT40_Nss1,(MCS0)_2TX

5670MHz_TX

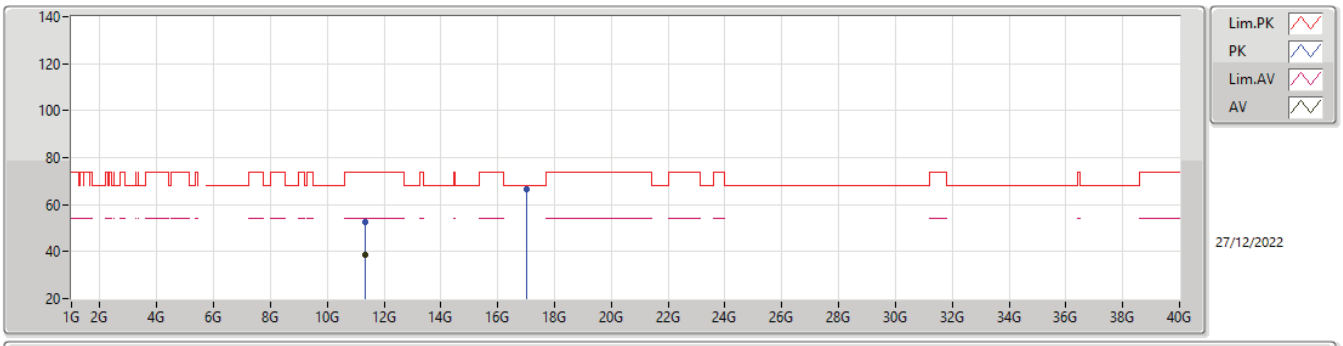

Type	Freq	Level	Limit	Margin	Factor	Dist	Condition	Azimuth	Height	Raw	AF	CL	PA
	(Hz)	(dBuV/m)	(dBuV/m)	(dB)	(dB)	(m)		(°)	(m)	(dBuV)	(dB)	(dB)	(dB)
AV	11.33976G	38.71	54.00	-15.29	16.77	3	Vertical	335	3.00	21.94	39.14	11.72	34.09
PK	11.34592G	52.43	74.00	-21.57	16.78	3	Vertical	335	3.00	35.65	39.15	11.72	34.09
PK	17.00776G	66.73	68.20	-1.47	18.32	3	Vertical	8	2.36	48.41	38.11	13.42	33.21

5.47-5.725GHz_802.11ac VHT40_Nss1,(MCS0)_2TX

5670MHz_TX

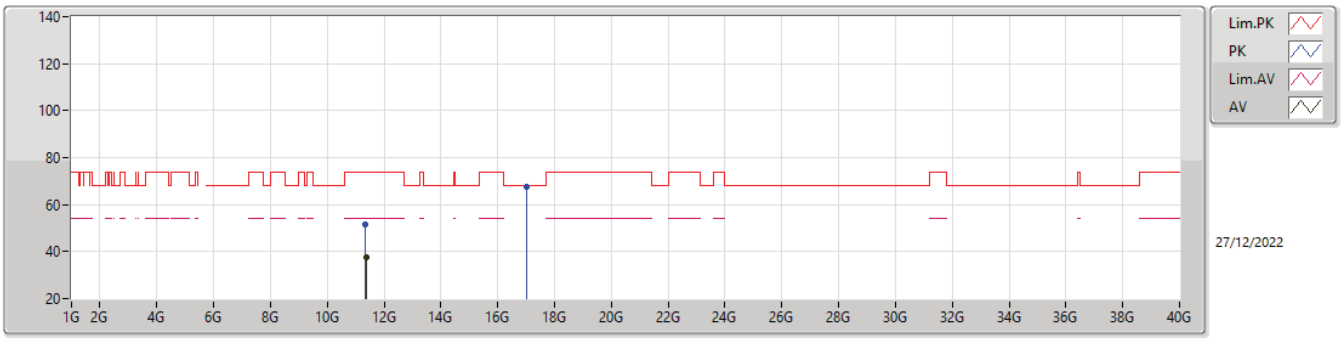

Type	Freq	Level	Limit	Margin	Factor	Dist	Condition	Azimuth	Height	Raw	AF	CL	PA
	(Hz)	(dBuV/m)	(dBuV/m)	(dB)	(dB)	(m)		(°)	(m)	(dBuV)	(dB)	(dB)	(dB)
AV	11.35888G	37.55	54.00	-16.45	16.79	3	Horizontal	66	2.38	20.76	39.16	11.72	34.09
PK	11.34288G	51.64	74.00	-22.36	16.77	3	Horizontal	66	2.38	34.87	39.14	11.72	34.09
PK	17.00776G	67.84	68.20	-0.36	18.32	3	Horizontal	229	1.95	49.52	38.11	13.42	33.21

5.725-5.85GHz_802.11ac VHT40_Nss1,(MCS0)_2TX

5755MHz_TX

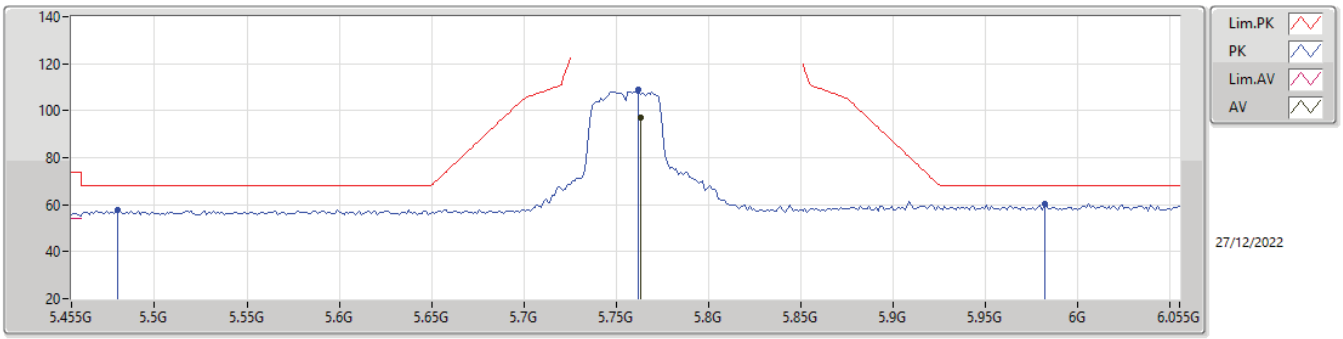

Type	Freq	Level	Limit	Margin	Factor	Dist	Condition	Azimuth	Height	Raw	AF	CL	PA
	(Hz)	(dBuV/m)	(dBuV/m)	(dB)	(dB)	(m)		(°)	(m)	(dBuV)	(dB)	(dB)	(dB)
AV	5.7634G	97.26	Inf	-Inf	6.96	3	Vertical	14	3.00	90.30	33.88	7.28	34.20
PK	5.4802G	57.95	68.20	-10.25	5.74	3	Vertical	14	3.00	52.21	32.90	7.02	34.18
PK	5.7622G	108.83	Inf	-Inf	6.95	3	Vertical	14	3.00	101.88	33.87	7.28	34.20
PK	5.9818G	60.30	68.20	-7.90	7.42	3	Vertical	14	3.00	52.88	34.14	7.50	34.22

5.725-5.85GHz_802.11ac VHT40_Nss1,(MCS0)_2TX

5755MHz_TX

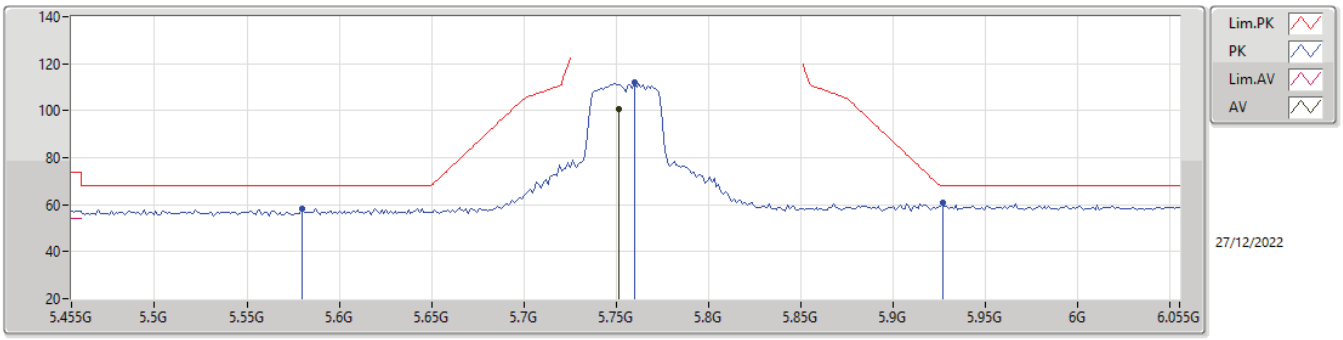

Type	Freq	Level	Limit	Margin	Factor	Dist	Condition	Azimuth	Height	Raw	AF	CL	PA
	(Hz)	(dBuV/m)	(dBuV/m)	(dB)	(dB)	(m)		(°)	(m)	(dBuV)	(dB)	(dB)	(dB)
AV	5.7514G	100.59	Inf	-Inf	6.89	3	Horizontal	63	1.00	93.70	33.81	7.28	34.20
PK	5.5798G	58.41	68.20	-9.79	5.95	3	Horizontal	63	1.00	52.46	32.96	7.18	34.19
PK	5.7598G	111.90	Inf	-Inf	6.94	3	Horizontal	63	1.00	104.96	33.86	7.28	34.20
PK	5.9266G	60.63	68.20	-7.57	7.48	3	Horizontal	63	1.00	53.15	34.25	7.44	34.21

5.725-5.85GHz_802.11ac VHT40_Nss1,(MCS0)_2TX

5755MHz_TX

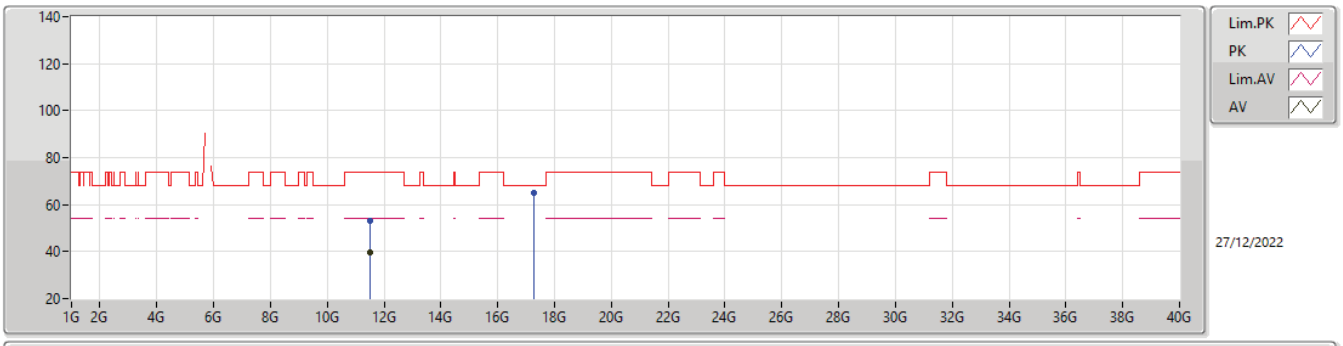

Type	Freq	Level	Limit	Margin	Factor	Dist	Condition	Azimuth	Height	Raw	AF	CL	PA
	(Hz)	(dBuV/m)	(dBuV/m)	(dB)	(dB)	(m)		(°)	(m)	(dBuV)	(dB)	(dB)	(dB)
AV	11.51G	39.80	54.00	-14.20	16.72	3	Vertical	345	2.93	23.08	39.06	11.73	34.07
PK	11.51024G	53.17	74.00	-20.83	16.72	3	Vertical	345	2.93	36.45	39.06	11.73	34.07
PK	17.26284G	65.19	68.20	-3.01	18.58	3	Vertical	188	1.99	46.61	38.26	13.61	33.29

5.725-5.85GHz_802.11ac VHT40_Nss1,(MCS0)_2TX

5755MHz_TX

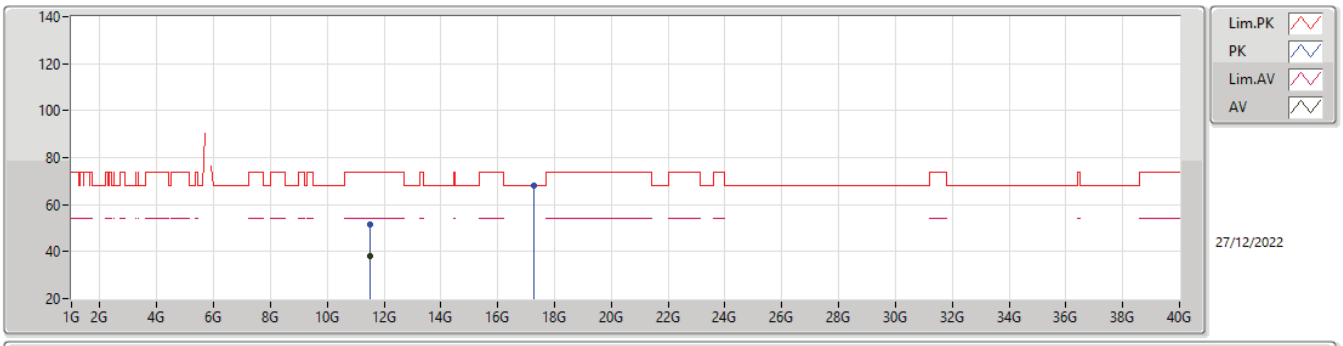

Type	Freq	Level	Limit	Margin	Factor	Dist	Condition	Azimuth	Height	Raw	AF	CL	PA
	(Hz)	(dBuV/m)	(dBuV/m)	(dB)	(dB)	(m)		(°)	(m)	(dBuV)	(dB)	(dB)	(dB)
AV	11.50984G	38.21	54.00	-15.79	16.72	3	Horizontal	342	2.06	21.49	39.06	11.73	34.07
PK	11.50568G	51.70	74.00	-22.30	16.75	3	Horizontal	342	2.06	34.95	39.08	11.73	34.06
PK	17.26268G	67.94	68.20	-0.26	18.58	3	Horizontal	218	2.03	49.36	38.26	13.61	33.29

5.725-5.85GHz_802.11ac VHT40_Nss1,(MCS0)_2TX

5795MHz_TX

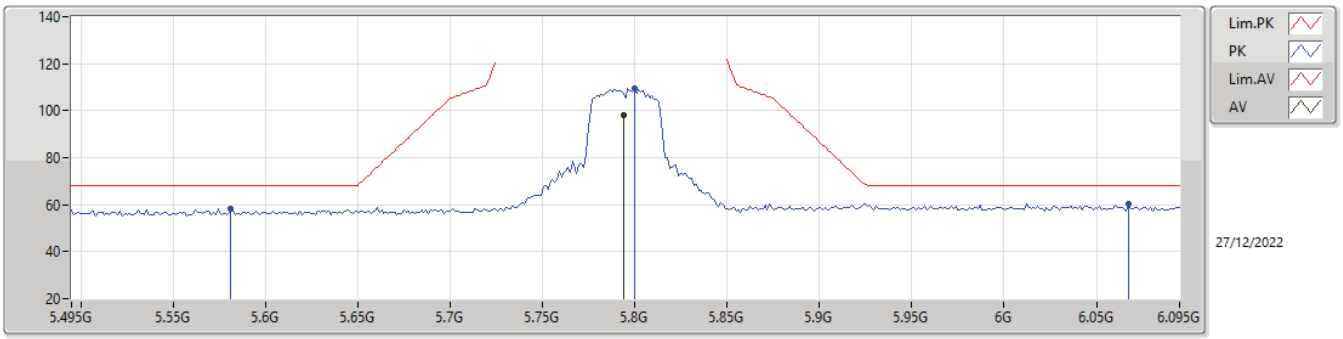

Type	Freq	Level	Limit	Margin	Factor	Dist	Condition	Azimuth	Height	Raw	AF	CL	PA
	(Hz)	(dBuV/m)	(dBuV/m)	(dB)	(dB)	(m)		(°)	(m)	(dBuV)	(dB)	(dB)	(dB)
AV	5.7938G	98.11	Inf	-Inf	7.16	3	Vertical	37	2.97	90.95	34.06	7.30	34.20
PK	5.5814G	58.31	68.20	-9.89	5.95	3	Vertical	37	2.97	52.36	32.96	7.18	34.19
PK	5.7998G	109.59	Inf	-Inf	7.20	3	Vertical	37	2.97	102.39	34.10	7.30	34.20
PK	6.0674G	60.24	68.20	-7.96	7.31	3	Vertical	37	2.97	52.93	34.07	7.47	34.23

5.725-5.85GHz_802.11ac VHT40_Nss1,(MCS0)_2TX

5795MHz_TX

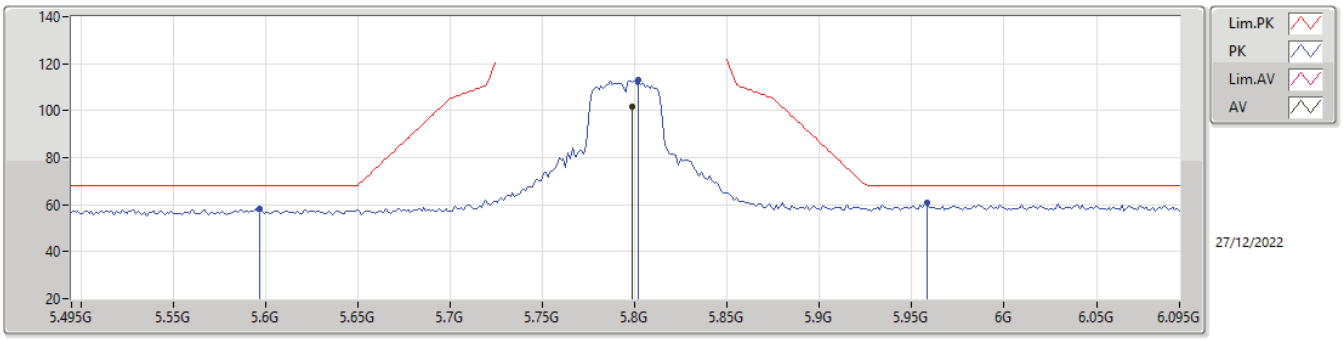

Type	Freq	Level	Limit	Margin	Factor	Dist	Condition	Azimuth	Height	Raw	AF	CL	PA
	(Hz)	(dBuV/m)	(dBuV/m)	(dB)	(dB)	(m)		(°)	(m)	(dBuV)	(dB)	(dB)	(dB)
AV	5.7986G	101.67	Inf	-Inf	7.19	3	Horizontal	62	1.16	94.48	34.09	7.30	34.20
PK	5.597G	58.08	68.20	-10.12	6.01	3	Horizontal	62	1.16	52.07	32.99	7.21	34.19
PK	5.8022G	113.02	Inf	-Inf	7.20	3	Horizontal	62	1.16	105.82	34.10	7.30	34.20
PK	5.9582G	60.65	68.20	-7.55	7.43	3	Horizontal	62	1.16	53.22	34.18	7.47	34.22

5.725-5.85GHz_802.11ac VHT40_Nss1,(MCS0)_2TX

5795MHz_TX

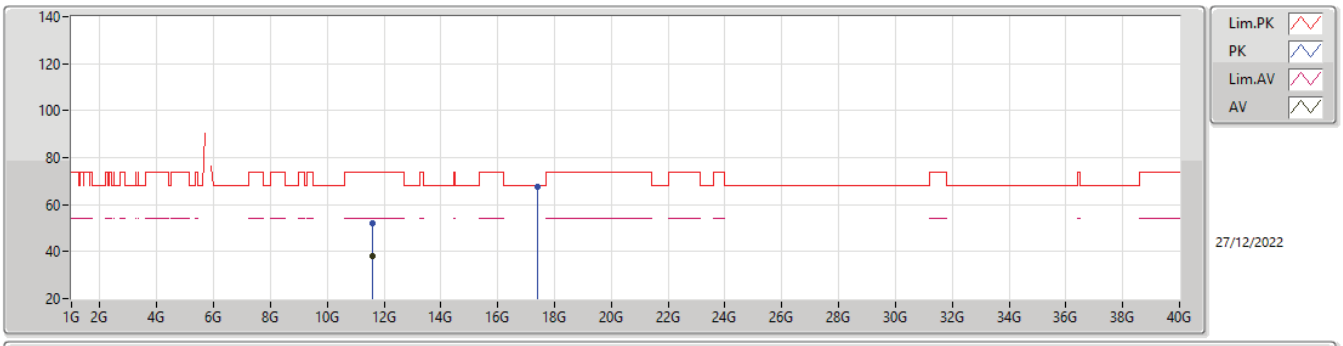

Type	Freq	Level	Limit	Margin	Factor	Dist	Condition	Azimuth	Height	Raw	AF	CL	PA
	(Hz)	(dBuV/m)	(dBuV/m)	(dB)	(dB)	(m)		(°)	(m)	(dBuV)	(dB)	(dB)	(dB)
AV	11.58992G	38.20	54.00	-15.80	16.36	3	Vertical	218	2.52	21.84	38.74	11.74	34.12
PK	11.58488G	51.92	74.00	-22.08	16.39	3	Vertical	218	2.52	35.53	38.76	11.74	34.11
PK	17.3826G	67.58	68.20	-0.62	18.92	3	Vertical	197	2.01	48.66	38.55	13.70	33.33

5.725-5.85GHz_802.11ac VHT40_Nss1,(MCS0)_2TX

5795MHz_TX

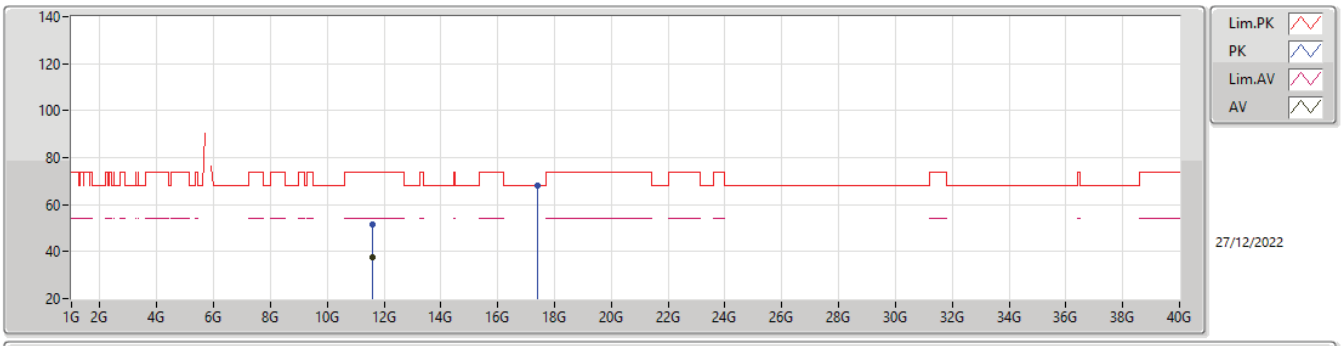

Type	Freq	Level	Limit	Margin	Factor	Dist	Condition	Azimuth	Height	Raw	AF	CL	PA
	(Hz)	(dBuV/m)	(dBuV/m)	(dB)	(dB)	(m)		(°)	(m)	(dBuV)	(dB)	(dB)	(dB)
AV	11.58992G	37.67	54.00	-16.33	16.36	3	Horizontal	34	1.00	21.31	38.74	11.74	34.12
PK	11.57464G	51.75	74.00	-22.25	16.43	3	Horizontal	34	1.00	35.32	38.80	11.74	34.11
PK	17.3826G	67.96	68.20	-0.24	18.92	3	Horizontal	200	2.64	49.04	38.55	13.70	33.33

5.15-5.25GHz_802.11ac VHT80_Nss1,(MCS0)_2TX

5210MHz_TX

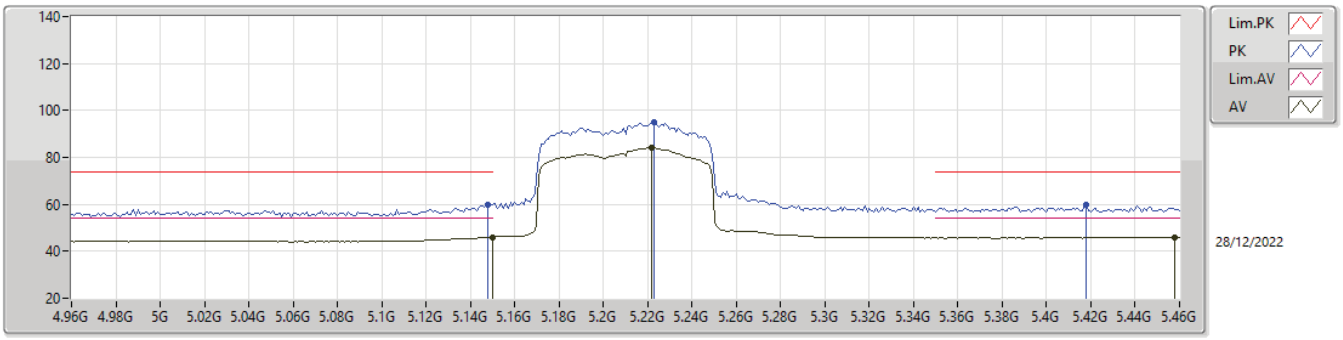

Type	Freq	Level	Limit	Margin	Factor	Dist	Condition	Azimuth	Height	Raw	AF	CL	PA
	(Hz)	(dBuV/m)	(dBuV/m)	(dB)	(dB)	(m)		(°)	(m)	(dBuV)	(dB)	(dB)	(dB)
AV	5.15G	46.10	54.00	-7.90	5.81	3	Vertical	177	1.47	40.29	33.10	6.85	34.14
AV	5.222G	84.30	Inf	-Inf	5.82	3	Vertical	177	1.47	78.48	33.06	6.91	34.15
AV	5.458G	45.89	54.00	-8.11	5.71	3	Vertical	177	1.47	40.18	32.90	6.98	34.17
PK	5.148G	59.70	74.00	-14.30	5.81	3	Vertical	177	1.47	53.89	33.10	6.85	34.14
PK	5.223G	95.10	Inf	-Inf	5.81	3	Vertical	177	1.47	89.29	33.05	6.91	34.15
PK	5.418G	59.70	74.00	-14.30	5.65	3	Vertical	177	1.47	54.05	32.90	6.92	34.17

5.15-5.25GHz_802.11ac VHT80_Nss1,(MCS0)_2TX

5210MHz_TX

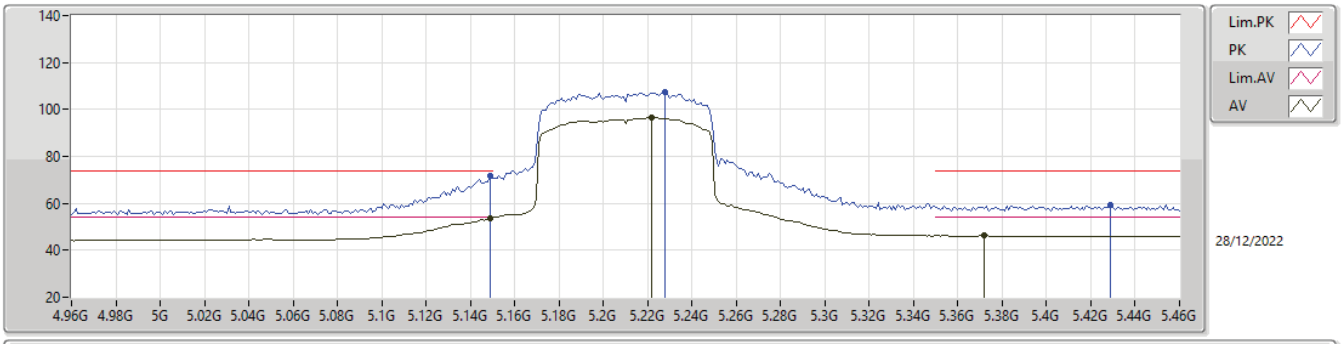

Type	Freq	Level	Limit	Margin	Factor	Dist	Condition	Azimuth	Height	Raw	AF	CL	PA
	(Hz)	(dBuV/m)	(dBuV/m)	(dB)	(dB)	(m)		(°)	(m)	(dBuV)	(dB)	(dB)	(dB)
AV	5.149G	53.85	54.00	-0.15	5.81	3	Horizontal	279	2.27	48.04	33.10	6.85	34.14
AV	5.222G	96.70	Inf	-Inf	5.82	3	Horizontal	279	2.27	90.88	33.06	6.91	34.15
AV	5.372G	46.28	54.00	-7.72	5.63	3	Horizontal	279	2.27	40.65	32.90	6.89	34.16
PK	5.149G	71.81	74.00	-2.19	5.81	3	Horizontal	279	2.27	66.00	33.10	6.85	34.14
PK	5.228G	107.45	Inf	-Inf	5.80	3	Horizontal	279	2.27	101.65	33.04	6.91	34.15
PK	5.429G	59.11	74.00	-14.89	5.67	3	Horizontal	279	2.27	53.44	32.90	6.94	34.17

5.15-5.25GHz_802.11ac VHT80_Nss1,(MCS0)_2TX

5210MHz_TX

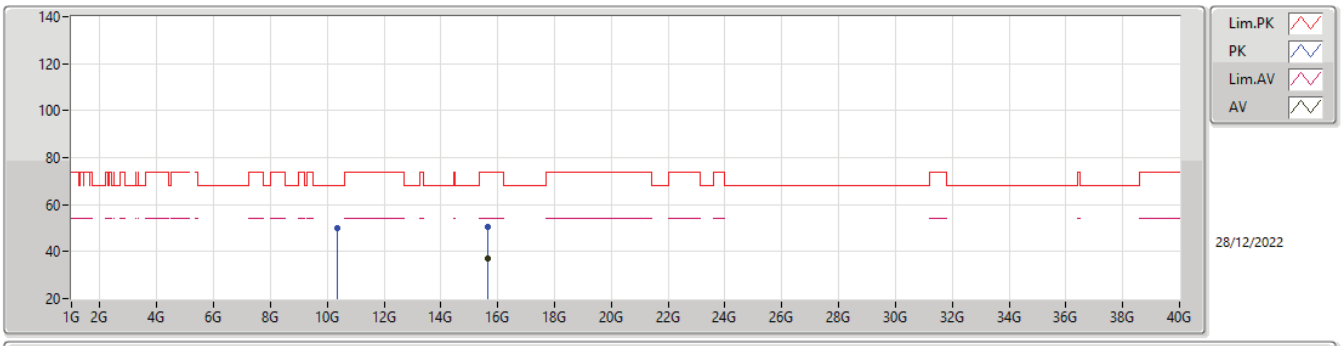

Type	Freq	Level	Limit	Margin	Factor	Dist	Condition	Azimuth	Height	Raw	AF	CL	PA
	(Hz)	(dBuV/m)	(dBuV/m)	(dB)	(dB)	(m)		(°)	(m)	(dBuV)	(dB)	(dB)	(dB)
AV	15.65424G	37.19	54.00	-16.81	16.60	3	Vertical	99	3.00	20.59	38.54	12.47	34.41
PK	10.3648G	50.22	68.20	-17.98	15.95	3	Vertical	58	1.50	34.27	38.90	11.67	34.62
PK	15.66336G	50.59	74.00	-23.41	16.56	3	Vertical	99	3.00	34.03	38.51	12.47	34.42

5.15-5.25GHz_802.11ac VHT80_Nss1,(MCS0)_2TX

5210MHz_TX

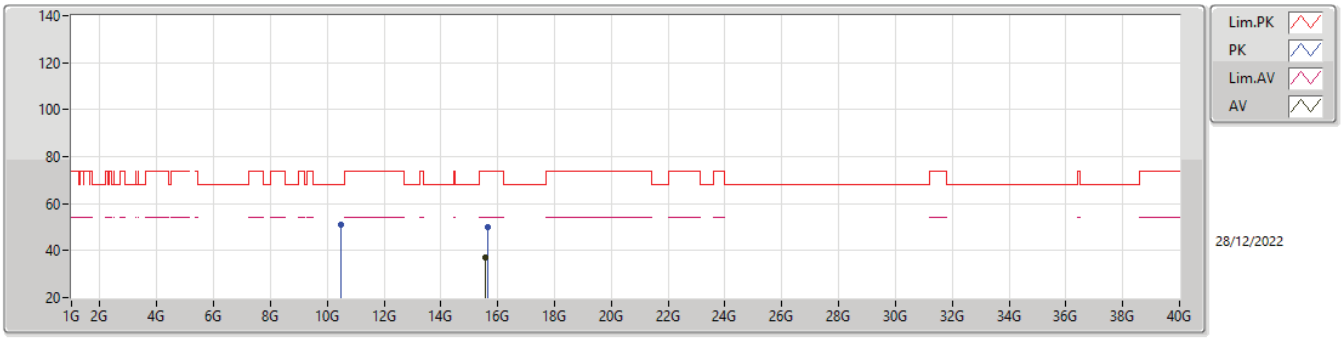

Type	Freq	Level	Limit	Margin	Factor	Dist	Condition	Azimuth	Height	Raw	AF	CL	PA
	(Hz)	(dBuV/m)	(dBuV/m)	(dB)	(dB)	(m)		(°)	(m)	(dBuV)	(dB)	(dB)	(dB)
AV	15.57024G	37.20	54.00	-16.80	16.84	3	Horizontal	329	2.92	20.36	38.76	12.42	34.34
PK	10.46584G	50.99	68.20	-17.21	16.04	3	Horizontal	308	1.50	34.95	38.90	11.68	34.54
PK	15.6672G	50.13	74.00	-23.87	16.55	3	Horizontal	329	2.92	33.58	38.50	12.47	34.42

5.25-5.35GHz_802.11ac VHT80_Nss1,(MCS0)_2TX

5290MHz_TX

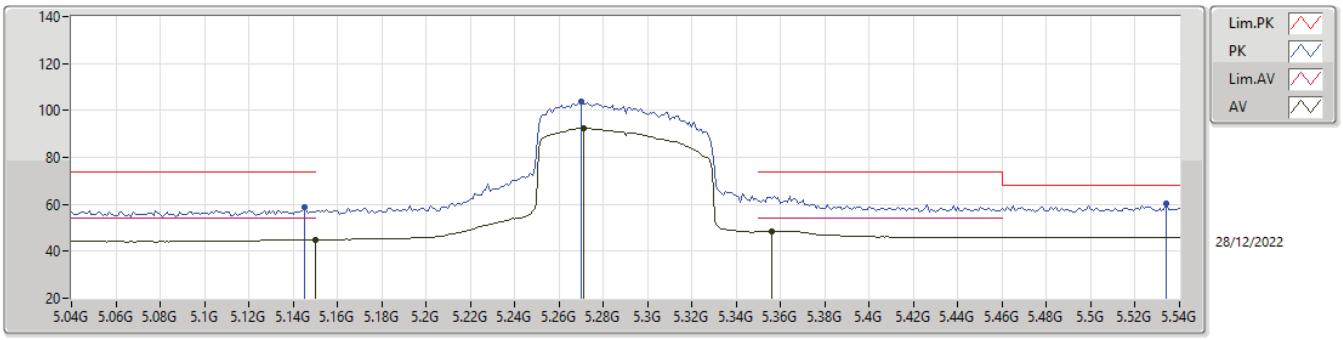

Type	Freq	Level	Limit	Margin	Factor	Dist	Condition	Azimuth	Height	Raw	AF	CL	PA
	(Hz)	(dBuV/m)	(dBuV/m)	(dB)	(dB)	(m)		(°)	(m)	(dBuV)	(dB)	(dB)	(dB)
AV	5.15G	44.91	54.00	-9.09	5.81	3	Vertical	21	2.92	39.10	33.10	6.85	34.14
AV	5.271G	92.42	Inf	-Inf	5.75	3	Vertical	21	2.92	86.67	33.00	6.90	34.15
AV	5.356G	48.66	54.00	-5.34	5.63	3	Vertical	21	2.92	43.03	32.90	6.89	34.16
PK	5.145G	58.91	74.00	-15.09	5.80	3	Vertical	21	2.92	53.11	33.10	6.84	34.14
PK	5.27G	104.04	Inf	-Inf	5.75	3	Vertical	21	2.92	98.29	33.00	6.90	34.15
PK	5.534G	60.58	68.20	-7.62	5.82	3	Vertical	21	2.92	54.76	32.90	7.10	34.18

5.25-5.35GHz_802.11ac VHT80_Nss1,(MCS0)_2TX

5290MHz_TX

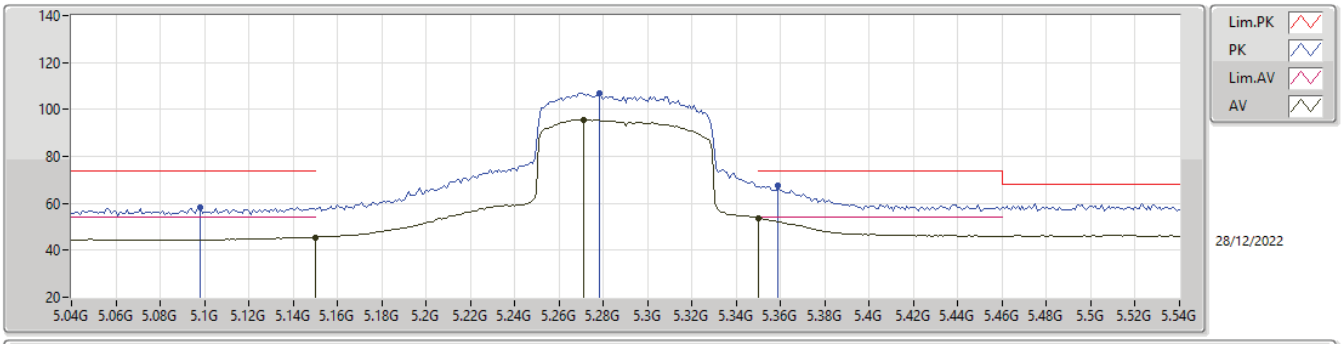

Type	Freq	Level	Limit	Margin	Factor	Dist	Condition	Azimuth	Height	Raw	AF	CL	PA
	(Hz)	(dBuV/m)	(dBuV/m)	(dB)	(dB)	(m)		(°)	(m)	(dBuV)	(dB)	(dB)	(dB)
AV	5.15G	45.59	54.00	-8.41	5.81	3	Horizontal	97	1.10	39.78	33.10	6.85	34.14
AV	5.271G	95.60	Inf	-Inf	5.75	3	Horizontal	97	1.10	89.85	33.00	6.90	34.15
AV	5.35G	53.81	54.00	-0.19	5.63	3	Horizontal	97	1.10	48.18	32.90	6.89	34.16
PK	5.098G	58.22	74.00	-15.78	5.77	3	Horizontal	97	1.10	52.45	33.11	6.79	34.13
PK	5.278G	107.13	Inf	-Inf	5.75	3	Horizontal	97	1.10	101.38	33.00	6.90	34.15
PK	5.359G	67.41	74.00	-6.59	5.63	3	Horizontal	97	1.10	61.78	32.90	6.89	34.16

5.25-5.35GHz_802.11ac VHT80_Nss1,(MCS0)_2TX

5290MHz_TX

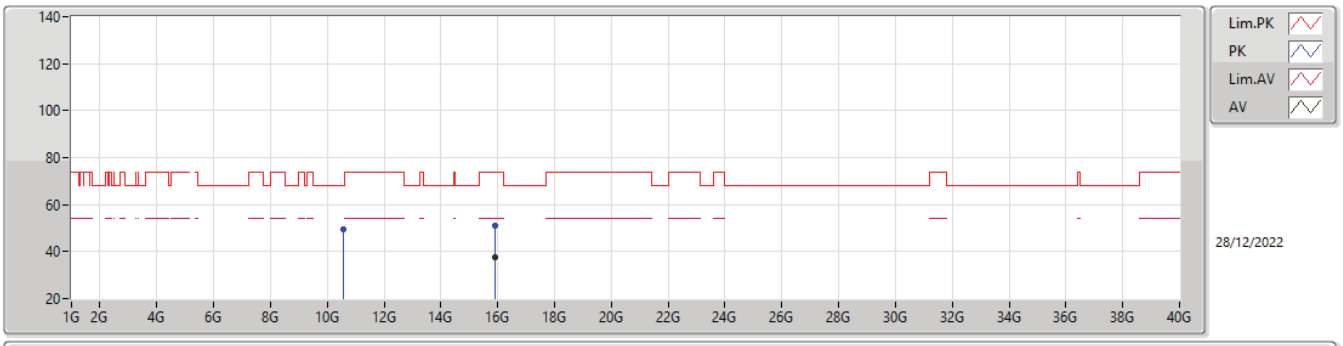

Type	Freq	Level	Limit	Margin	Factor	Dist	Condition	Azimuth	Height	Raw	AF	CL	PA
	(Hz)	(dBuV/m)	(dBuV/m)	(dB)	(dB)	(m)		(°)	(m)	(dBuV)	(dB)	(dB)	(dB)
AV	15.89928G	37.48	54.00	-16.52	16.19	3	Vertical	279	1.50	21.29	38.20	12.59	34.60
PK	10.556G	49.42	68.20	-18.78	16.11	3	Vertical	263	1.50	33.31	38.90	11.68	34.47
PK	15.91464G	51.17	74.00	-22.83	16.16	3	Vertical	279	1.50	35.01	38.17	12.60	34.61

5.25-5.35GHz_802.11ac VHT80_Nss1,(MCS0)_2TX

5290MHz_TX

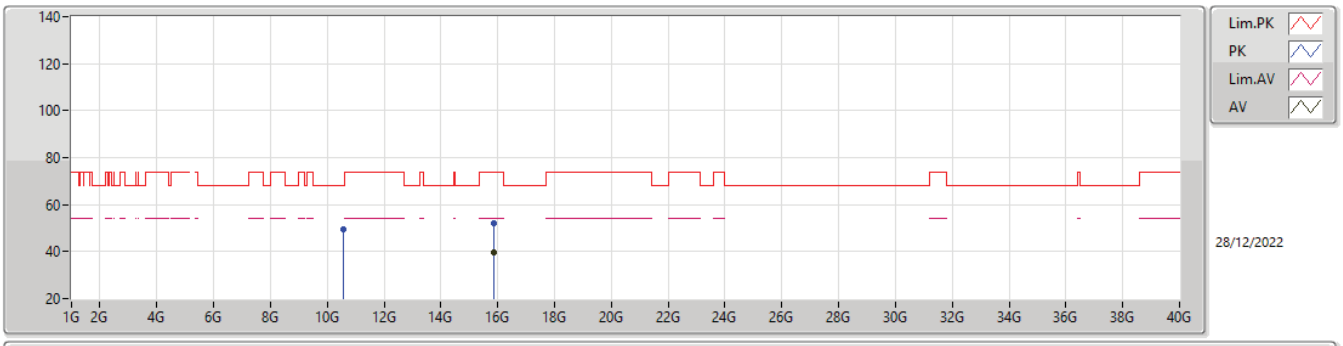

Type	Freq	Level	Limit	Margin	Factor	Dist	Condition	Azimuth	Height	Raw	AF	CL	PA
	(Hz)	(dBuV/m)	(dBuV/m)	(dB)	(dB)	(m)		(°)	(m)	(dBuV)	(dB)	(dB)	(dB)
AV	15.882G	39.43	54.00	-14.57	16.23	3	Horizontal	220	1.96	23.20	38.24	12.58	34.59
PK	10.57544G	49.69	68.20	-18.51	16.12	3	Horizontal	94	1.50	33.57	38.90	11.68	34.46
PK	15.88032G	52.19	74.00	-21.81	16.23	3	Horizontal	220	1.96	35.96	38.24	12.58	34.59

5.47-5.725GHz_802.11ac VHT80_Nss1,(MCS0)_2TX

5530MHz_TX

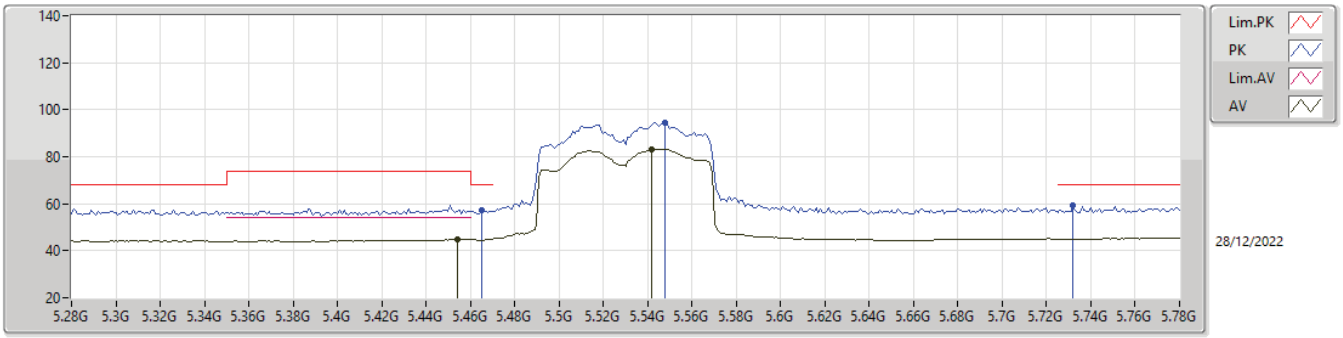

Type	Freq	Level	Limit	Margin	Factor	Dist	Condition	Azimuth	Height	Raw	AF	CL	PA
	(Hz)	(dBuV/m)	(dBuV/m)	(dB)	(dB)	(m)		(°)	(m)	(dBuV)	(dB)	(dB)	(dB)
AV	5.454G	44.77	54.00	-9.23	5.71	3	Vertical	181	1.16	39.06	32.90	6.98	34.17
AV	5.542G	83.27	Inf	-Inf	5.84	3	Vertical	181	1.16	77.43	32.90	7.12	34.18
PK	5.465G	57.09	68.20	-11.11	5.71	3	Vertical	181	1.16	51.38	32.90	6.99	34.18
PK	5.548G	94.74	Inf	-Inf	5.85	3	Vertical	181	1.16	88.89	32.90	7.13	34.18
PK	5.732G	59.35	68.20	-8.85	6.80	3	Vertical	181	1.16	52.55	33.73	7.27	34.20

5.47-5.725GHz_802.11ac VHT80_Nss1,(MCS0)_2TX

5530MHz_TX

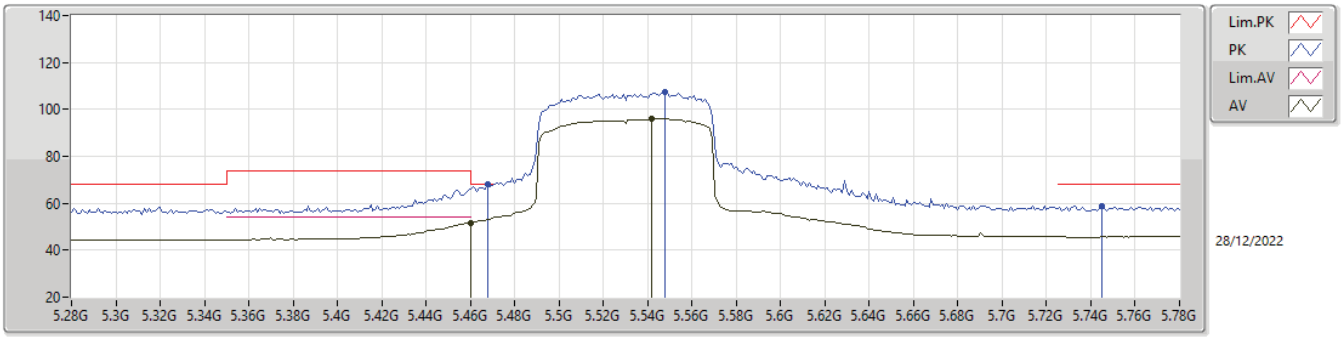

Type	Freq	Level	Limit	Margin	Factor	Dist	Condition	Azimuth	Height	Raw	AF	CL	PA
	(Hz)	(dBuV/m)	(dBuV/m)	(dB)	(dB)	(m)		(°)	(m)	(dBuV)	(dB)	(dB)	(dB)
AV	5.46G	51.79	54.00	-2.21	5.71	3	Horizontal	74	1.00	46.08	32.90	6.99	34.18
AV	5.542G	96.15	Inf	-Inf	5.84	3	Horizontal	74	1.00	90.31	32.90	7.12	34.18
PK	5.468G	68.05	68.20	-0.15	5.72	3	Horizontal	74	1.00	62.33	32.90	7.00	34.18
PK	5.548G	107.53	Inf	-Inf	5.85	3	Horizontal	74	1.00	101.68	32.90	7.13	34.18
PK	5.745G	58.70	68.20	-9.50	6.86	3	Horizontal	74	1.00	51.84	33.78	7.28	34.20

5.47-5.725GHz_802.11ac VHT80_Nss1,(MCS0)_2TX

5530MHz_TX

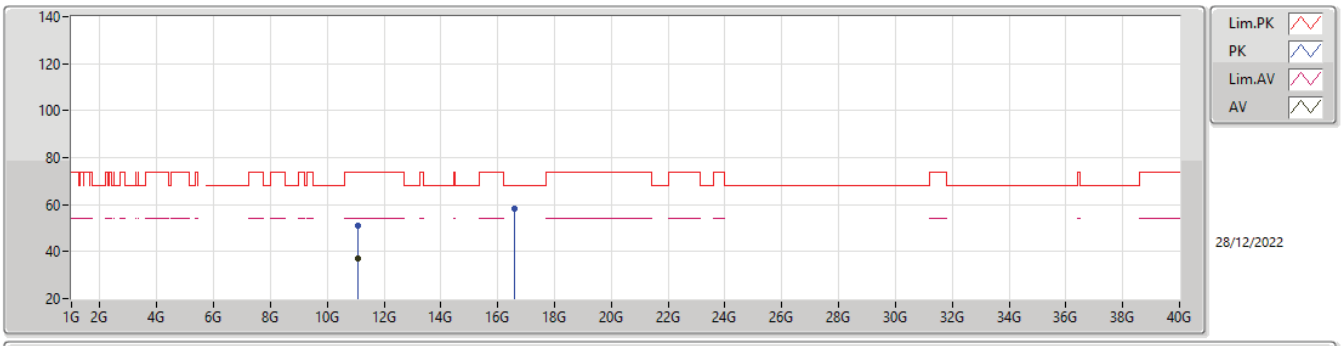

Type	Freq	Level	Limit	Margin	Factor	Dist	Condition	Azimuth	Height	Raw	AF	CL	PA
	(Hz)	(dBuV/m)	(dBuV/m)	(dB)	(dB)	(m)		(°)	(m)	(dBuV)	(dB)	(dB)	(dB)
AV	11.084G	37.27	54.00	-16.73	16.49	3	Vertical	339	2.98	20.78	38.92	11.71	34.14
PK	11.08616G	51.00	74.00	-23.00	16.48	3	Vertical	339	2.98	34.52	38.91	11.71	34.14
PK	16.59528G	58.35	68.20	-9.85	17.20	3	Vertical	225	2.11	41.15	38.11	13.10	34.01

5.47-5.725GHz_802.11ac VHT80_Nss1,(MCS0)_2TX

5530MHz_TX

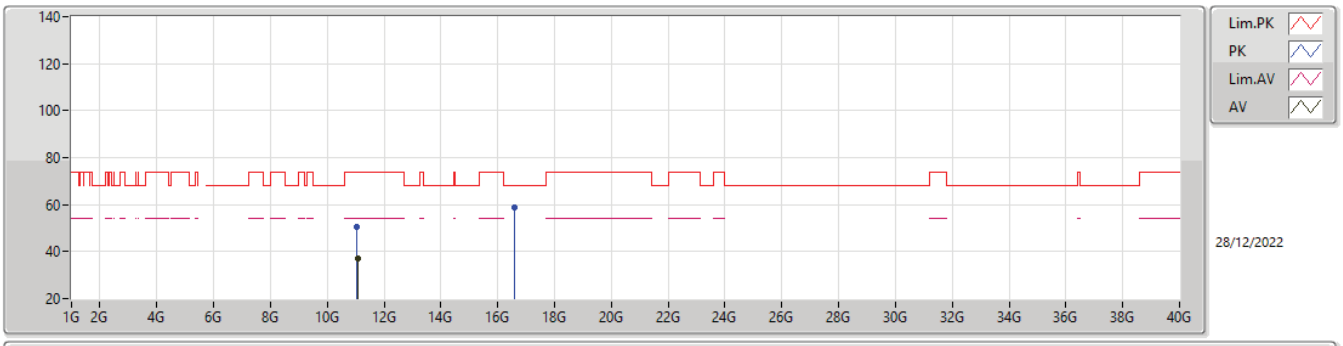

Type	Freq	Level	Limit	Margin	Factor	Dist	Condition	Azimuth	Height	Raw	AF	CL	PA
	(Hz)	(dBuV/m)	(dBuV/m)	(dB)	(dB)	(m)		(°)	(m)	(dBuV)	(dB)	(dB)	(dB)
AV	11.08304G	37.06	54.00	-16.94	16.49	3	Horizontal	40	2.15	20.57	38.92	11.71	34.14
PK	11.04992G	50.29	74.00	-23.71	16.51	3	Horizontal	40	2.15	33.78	38.95	11.71	34.15
PK	16.59504G	58.91	68.20	-9.29	17.20	3	Horizontal	213	2.02	41.71	38.11	13.10	34.01

5.725-5.85GHz_802.11ac VHT80_Nss1,(MCS0)_2TX

5775MHz_TX

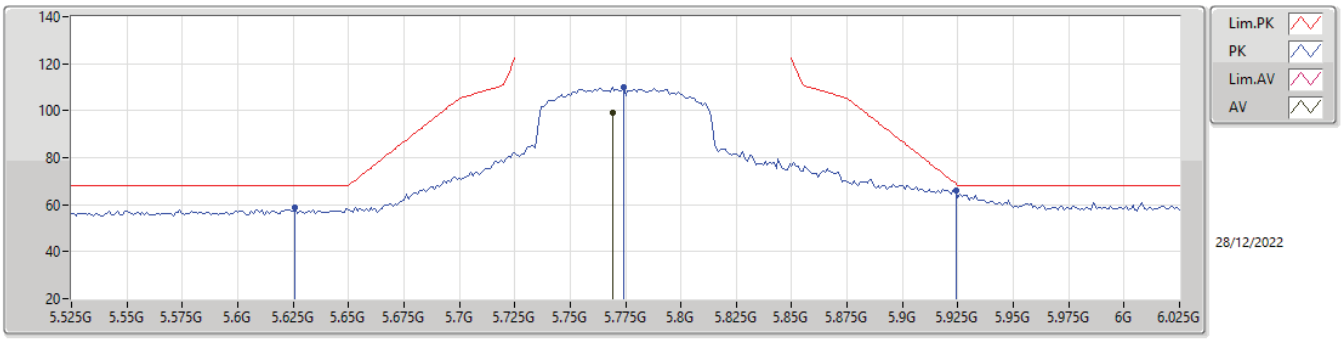

Type	Freq	Level	Limit	Margin	Factor	Dist	Condition	Azimuth	Height	Raw	AF	CL	PA
	(Hz)	(dBuV/m)	(dBuV/m)	(dB)	(dB)	(m)		(°)	(m)	(dBuV)	(dB)	(dB)	(dB)
AV	5.769G	98.90	Inf	-Inf	7.00	3	Vertical	13	3.00	91.90	33.91	7.29	34.20
PK	5.626G	58.90	68.20	-9.30	6.03	3	Vertical	13	3.00	52.87	33.00	7.22	34.19
PK	5.774G	109.89	Inf	-Inf	7.03	3	Vertical	13	3.00	102.86	33.94	7.29	34.20
PK	5.924G	65.95	68.94	-2.99	7.48	3	Vertical	13	3.00	58.47	34.25	7.44	34.21

5.725-5.85GHz_802.11ac VHT80_Nss1,(MCS0)_2TX

5775MHz_TX

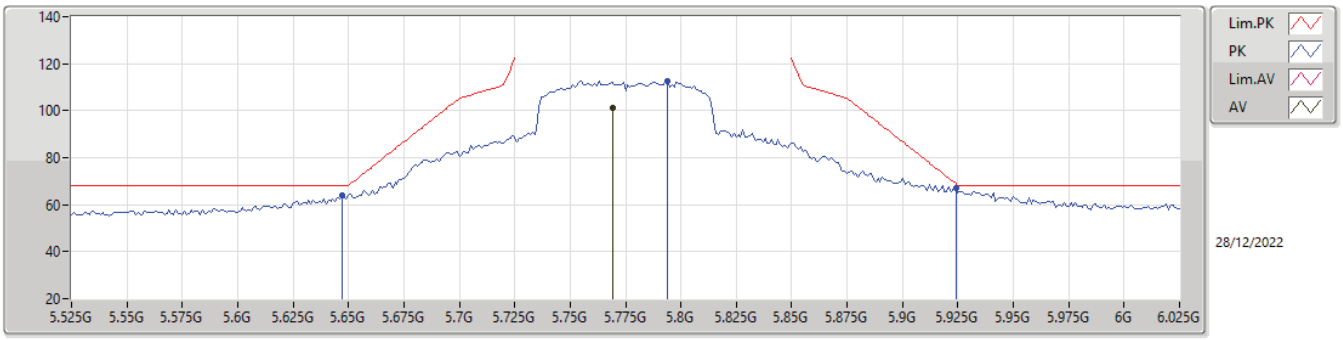

Type	Freq	Level	Limit	Margin	Factor	Dist	Condition	Azimuth	Height	Raw	AF	CL	PA
	(Hz)	(dBuV/m)	(dBuV/m)	(dB)	(dB)	(m)		(°)	(m)	(dBuV)	(dB)	(dB)	(dB)
AV	5.769G	101.39	Inf	-Inf	7.00	3	Horizontal	66	1.00	94.39	33.91	7.29	34.20
PK	5.647G	63.95	68.20	-4.25	6.04	3	Horizontal	66	1.00	57.91	33.00	7.23	34.19
PK	5.794G	112.67	Inf	-Inf	7.16	3	Horizontal	66	1.00	105.51	34.06	7.30	34.20
PK	5.924G	67.25	68.94	-1.69	7.48	3	Horizontal	66	1.00	59.77	34.25	7.44	34.21

5.725-5.85GHz_802.11ac VHT80_Nss1,(MCS0)_2TX

5775MHz_TX

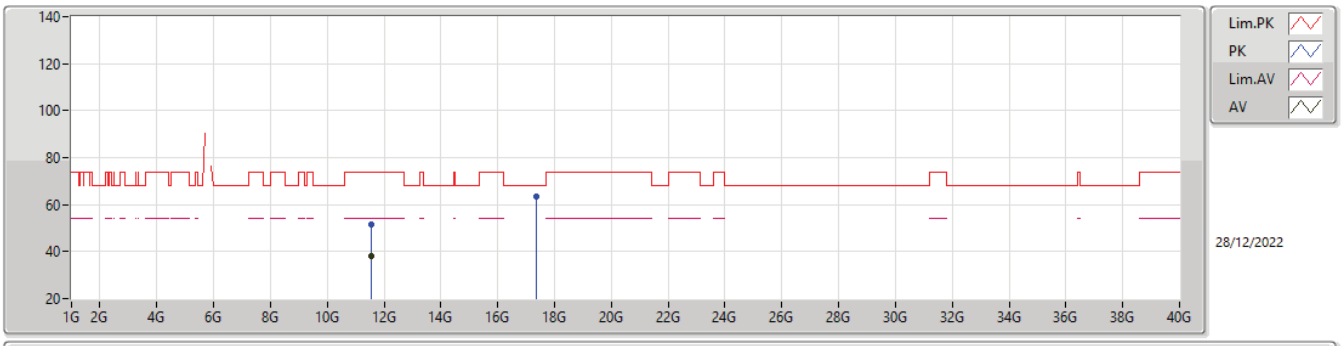

Type	Freq	Level	Limit	Margin	Factor	Dist	Condition	Azimuth	Height	Raw	AF	CL	PA
	(Hz)	(dBuV/m)	(dBuV/m)	(dB)	(dB)	(m)		(°)	(m)	(dBuV)	(dB)	(dB)	(dB)
AV	11.54976G	38.34	54.00	-15.66	16.55	3	Vertical	209	2.79	21.79	38.90	11.74	34.09
PK	11.57208G	51.51	74.00	-22.49	16.45	3	Vertical	209	2.79	35.06	38.81	11.74	34.10
PK	17.3586G	63.63	68.20	-4.57	18.85	3	Vertical	197	1.92	44.78	38.48	13.69	33.32

5.725-5.85GHz_802.11ac VHT80_Nss1,(MCS0)_2TX

5775MHz_TX

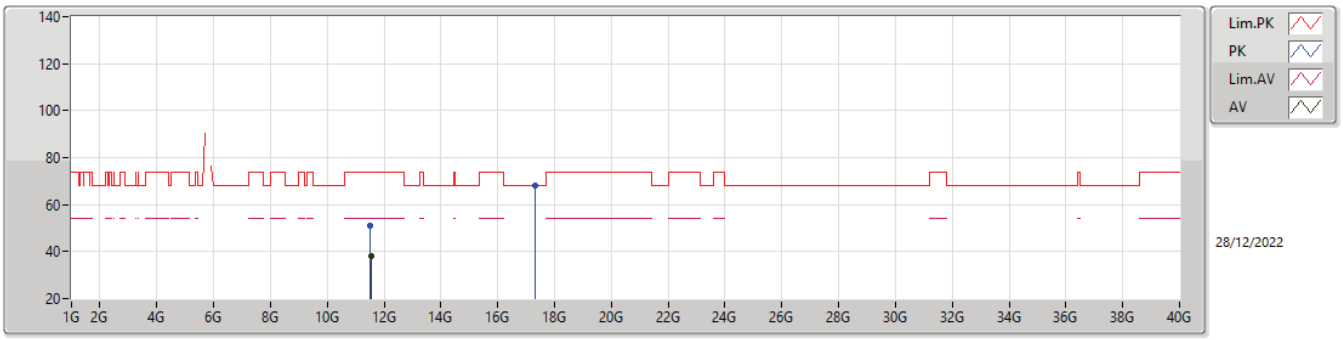

Type	Freq	Level	Limit	Margin	Factor	Dist	Condition	Azimuth	Height	Raw	AF	CL	PA
	(Hz)	(dBuV/m)	(dBuV/m)	(dB)	(dB)	(m)		(°)	(m)	(dBuV)	(dB)	(dB)	(dB)
AV	11.55G	37.91	54.00	-16.09	16.55	3	Horizontal	32	1.00	21.36	38.90	11.74	34.09
PK	11.51544G	51.14	74.00	-22.86	16.70	3	Horizontal	32	1.00	34.44	39.04	11.73	34.07
PK	17.33628G	68.00	68.20	-0.20	18.76	3	Horizontal	220	1.95	49.24	38.41	13.67	33.32

Summary

Mode	Result	Type	Freq (Hz)	Level (dBuV/m)	Limit (dBuV/m)	Margin (dB)	Dist (m)	Condition	Azimuth (°)	Height (m)
5.725-5.85GHz	-	-	-	-	-	-	-	-	-	-
802.11ac VHT80_Nss1,(MCS0)_2TX	Pass	PK	47.46M	34.78	40.00	-5.22	3	Horizontal	0	1.00

Result

Mode	Result	Type	Freq (Hz)	Level (dBuV/m)	Limit (dBuV/m)	Margin (dB)	Dist (m)	Condition	Azimuth (°)	Height (m)
802.11ac VHT80_Nss1,(MCS0)_2TX	-	-	-	-	-	-	-	-	-	-
5775MHz	Pass	PK	51.34M	32.66	40.00	-7.34	3	Vertical	360	1.00
5775MHz	Pass	PK	99.84M	34.24	43.50	-9.26	3	Vertical	360	1.00
5775MHz	Pass	PK	158.04M	25.78	43.50	-17.72	3	Vertical	360	1.00
5775MHz	Pass	PK	315.18M	28.44	46.00	-17.56	3	Vertical	360	1.00
5775MHz	Pass	PK	396.66M	29.29	46.00	-16.71	3	Vertical	360	1.00
5775MHz	Pass	PK	499.48M	27.65	46.00	-18.35	3	Vertical	360	1.00
5775MHz	Pass	PK	47.46M	34.78	40.00	-5.22	3	Horizontal	0	1.00
5775MHz	Pass	PK	99.84M	35.58	43.50	-7.92	3	Horizontal	0	1.00
5775MHz	Pass	PK	142.52M	26.33	43.50	-17.17	3	Horizontal	0	1.00
5775MHz	Pass	PK	321M	34.83	46.00	-11.17	3	Horizontal	0	1.00
5775MHz	Pass	PK	373.38M	34.24	46.00	-11.76	3	Horizontal	0	1.00
5775MHz	Pass	PK	516.94M	31.98	46.00	-14.02	3	Horizontal	0	1.00

5.725-5.85GHz_802.11ac VHT80_Nss1,(MCS0)_2TX

5775MHz_Fixture

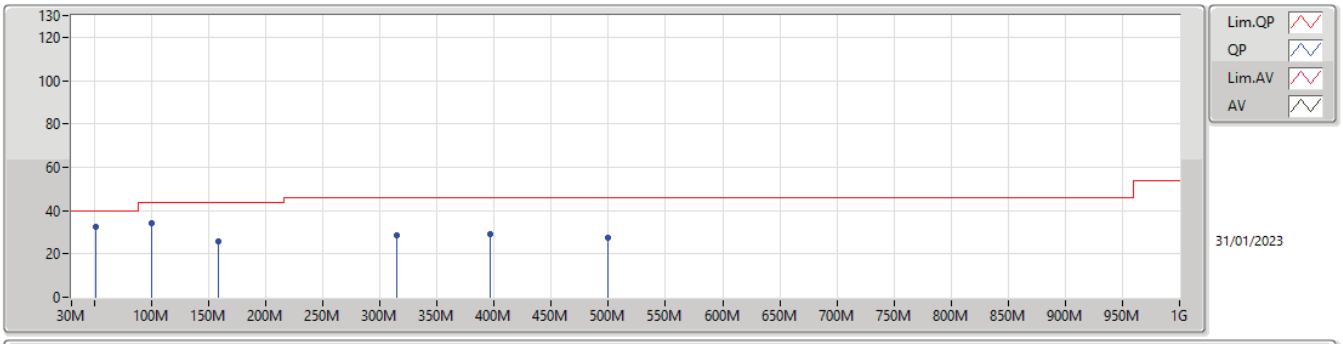

Type	Freq	Level	Limit	Margin	Factor	Dist	Condition	Azimuth	Height	Raw	AF	CL	PA
	(Hz)	(dBuV/m)	(dBuV/m)	(dB)	(dB)	(m)		(°)	(m)	(dBuV)	(dB)	(dB)	(dB)
PK	51.34M	32.66	40.00	-7.34	-13.10	3	Vertical	360	1.00	45.76	12.94	1.42	27.46
PK	99.84M	34.24	43.50	-9.26	-9.85	3	Vertical	360	1.00	44.09	16.04	1.93	27.82
PK	158.04M	25.78	43.50	-17.72	-9.87	3	Vertical	360	1.00	35.65	15.31	2.46	27.64
PK	315.18M	28.44	46.00	-17.56	-6.27	3	Vertical	360	1.00	34.71	18.72	2.29	27.28
PK	396.66M	29.29	46.00	-16.71	-3.41	3	Vertical	360	1.00	32.70	20.77	3.64	27.82
PK	499.48M	27.65	46.00	-18.35	-1.28	3	Vertical	360	1.00	28.93	22.65	4.41	28.34

5.725-5.85GHz_802.11ac VHT80_Nss1,(MCS0)_2TX

5775MHz_Fixture

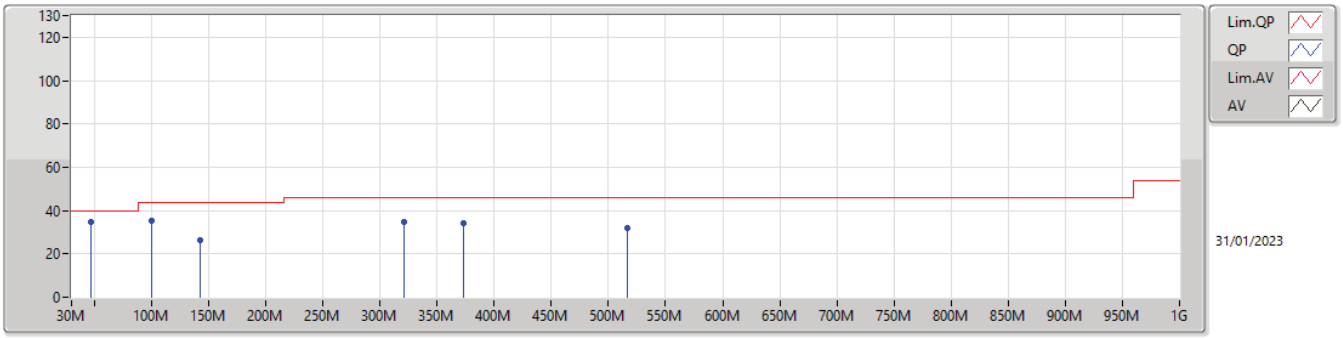

Type	Freq	Level	Limit	Margin	Factor	Dist	Condition	Azimuth	Height	Raw	AF	CL	PA
	(Hz)	(dBuV/m)	(dBuV/m)	(dB)	(dB)	(m)		(°)	(m)	(dBuV)	(dB)	(dB)	(dB)
PK	47.46M	34.78	40.00	-5.22	-11.46	3	Horizontal	0	1.00	46.24	14.39	1.44	27.29
PK	99.84M	35.58	43.50	-7.92	-9.85	3	Horizontal	0	1.00	45.43	16.04	1.93	27.82
PK	142.52M	26.33	43.50	-17.17	-9.21	3	Horizontal	0	1.00	35.54	16.15	2.35	27.71
PK	321M	34.83	46.00	-11.17	-6.67	3	Horizontal	0	1.00	41.50	18.74	1.91	27.32
PK	373.38M	34.24	46.00	-11.76	-5.82	3	Horizontal	0	1.00	40.06	20.02	1.82	27.66
PK	516.94M	31.98	46.00	-14.02	-1.32	3	Horizontal	0	1.00	33.30	22.67	4.45	28.44

Summary

Mode	Result	Type	Freq (Hz)	Level (dBuV/m)	Limit (dBuV/m)	Margin (dB)	Dist (m)	Condition	Azimuth (°)	Height (m)
5.15-5.25GHz	-	-	-	-	-	-	-	-	-	-
802.11a_Nss1,(6Mbps)_2TX	Pass	AV	5.15G	53.87	54.00	-0.13	3	Horizontal	284	1.07
802.11ac VHT20_Nss1,(MCS0)_2TX	Pass	AV	5.15G	53.85	54.00	-0.15	3	Horizontal	355	2.50
802.11ac VHT40_Nss1,(MCS0)_2TX	Pass	AV	5.15G	53.78	54.00	-0.22	3	Horizontal	292	1.04
802.11ac VHT80_Nss1,(MCS0)_2TX	Pass	AV	5.15G	53.79	54.00	-0.21	3	Horizontal	292	1.00
5.25-5.35GHz	-	-	-	-	-	-	-	-	-	-
802.11a_Nss1,(6Mbps)_2TX	Pass	AV	5.3518G	53.35	54.00	-0.65	3	Horizontal	283	1.25
802.11ac VHT20_Nss1,(MCS0)_2TX	Pass	AV	5.35G	53.87	54.00	-0.13	3	Horizontal	0	2.94
802.11ac VHT40_Nss1,(MCS0)_2TX	Pass	AV	5.35G	53.79	54.00	-0.21	3	Horizontal	292	1.00
802.11ac VHT80_Nss1,(MCS0)_2TX	Pass	AV	5.352G	53.52	54.00	-0.48	3	Horizontal	290	1.00
5.47-5.725GHz	-	-	-	-	-	-	-	-	-	-
802.11a_Nss1,(6Mbps)_2TX	Pass	PK	16.74204G	67.88	68.20	-0.32	3	Horizontal	229	2.10
802.11ac VHT20_Nss1,(MCS0)_2TX	Pass	PK	16.74652G	68.04	68.20	-0.16	3	Vertical	3	1.89
802.11ac VHT40_Nss1,(MCS0)_2TX	Pass	PK	16.64768G	67.92	68.20	-0.28	3	Horizontal	245	2.05
802.11ac VHT80_Nss1,(MCS0)_2TX	Pass	AV	5.46G	53.76	54.00	-0.24	3	Horizontal	291	1.03
5.725-5.85GHz	-	-	-	-	-	-	-	-	-	-
802.11a_Nss1,(6Mbps)_2TX	Pass	PK	17.46608G	68.09	68.20	-0.11	3	Horizontal	47	1.76
802.11ac VHT20_Nss1,(MCS0)_2TX	Pass	PK	17.36144G	68.10	68.20	-0.10	3	Vertical	200	1.95
802.11ac VHT40_Nss1,(MCS0)_2TX	Pass	PK	17.26276G	68.02	68.20	-0.18	3	Vertical	240	2.03
802.11ac VHT80_Nss1,(MCS0)_2TX	Pass	PK	17.33572G	67.99	68.20	-0.21	3	Horizontal	337	2.20

Result

Mode	Result	Type	Freq (Hz)	Level (dBuV/m)	Limit (dBuV/m)	Margin (dB)	Dist (m)	Condition	Azimuth (°)	Height (m)
802.11a_Nss1,(6Mbps)_2TX	-	-	-	-	-	-	-	-	-	-
5180MHz	Pass	AV	5.15G	47.07	54.00	-6.93	3	Vertical	203	3.00
5180MHz	Pass	AV	5.1848G	98.95	Inf	-Inf	3	Vertical	203	3.00
5180MHz	Pass	PK	5.1498G	63.29	74.00	-10.71	3	Vertical	203	3.00
5180MHz	Pass	PK	5.1854G	109.02	Inf	-Inf	3	Vertical	203	3.00
5180MHz	Pass	AV	5.1488G	53.73	54.00	-0.27	3	Horizontal	111	2.91
5180MHz	Pass	AV	5.1832G	104.25	Inf	-Inf	3	Horizontal	111	2.91
5180MHz	Pass	PK	5.1486G	72.09	74.00	-1.91	3	Horizontal	111	2.91
5180MHz	Pass	PK	5.1832G	113.97	Inf	-Inf	3	Horizontal	111	2.91
5180MHz	Pass	AV	15.53912G	44.29	54.00	-9.71	3	Vertical	240	3.00
5180MHz	Pass	PK	10.36288G	50.79	68.20	-17.41	3	Vertical	69	1.57
5180MHz	Pass	PK	15.53944G	58.51	74.00	-15.49	3	Vertical	240	3.00
5180MHz	Pass	AV	15.53904G	42.78	54.00	-11.22	3	Horizontal	233	2.70
5180MHz	Pass	PK	10.3648G	51.74	68.20	-16.46	3	Horizontal	35	1.15
5180MHz	Pass	PK	15.53896G	57.11	74.00	-16.89	3	Horizontal	233	2.70
5200MHz	Pass	AV	5.15G	47.67	54.00	-6.33	3	Vertical	58	2.48
5200MHz	Pass	AV	5.2008G	102.92	Inf	-Inf	3	Vertical	58	2.48
5200MHz	Pass	PK	5.1468G	63.56	74.00	-10.44	3	Vertical	58	2.48
5200MHz	Pass	PK	5.1964G	112.52	Inf	-Inf	3	Vertical	58	2.48
5200MHz	Pass	AV	5.15G	53.87	54.00	-0.13	3	Horizontal	284	1.07
5200MHz	Pass	AV	5.2012G	109.63	Inf	-Inf	3	Horizontal	284	1.07
5200MHz	Pass	PK	5.1468G	70.32	74.00	-3.68	3	Horizontal	284	1.07
5200MHz	Pass	PK	5.1964G	120.02	Inf	-Inf	3	Horizontal	284	1.07
5200MHz	Pass	AV	15.60164G	49.50	54.00	-4.50	3	Vertical	292	2.50
5200MHz	Pass	PK	10.40496G	53.70	68.20	-14.50	3	Vertical	212	2.34
5200MHz	Pass	PK	15.60172G	63.72	74.00	-10.28	3	Vertical	292	2.50
5200MHz	Pass	AV	15.60156G	48.49	54.00	-5.51	3	Horizontal	226	2.04
5200MHz	Pass	PK	10.39456G	58.72	68.20	-9.48	3	Horizontal	277	1.06
5200MHz	Pass	PK	15.60172G	62.87	74.00	-11.13	3	Horizontal	226	2.04
5240MHz	Pass	AV	5.15G	44.47	54.00	-9.53	3	Vertical	21	2.93
5240MHz	Pass	AV	5.2388G	105.40	Inf	-Inf	3	Vertical	21	2.93
5240MHz	Pass	AV	5.3522G	45.37	54.00	-8.63	3	Vertical	21	2.93
5240MHz	Pass	PK	5.1446G	57.96	74.00	-16.04	3	Vertical	21	2.93
5240MHz	Pass	PK	5.2442G	114.87	Inf	-Inf	3	Vertical	21	2.93
5240MHz	Pass	PK	5.3672G	58.42	74.00	-15.58	3	Vertical	21	2.93
5240MHz	Pass	AV	5.1476G	45.61	54.00	-8.39	3	Horizontal	284	1.07
5240MHz	Pass	AV	5.2412G	110.80	Inf	-Inf	3	Horizontal	284	1.07
5240MHz	Pass	AV	5.351G	46.29	54.00	-7.71	3	Horizontal	284	1.07
5240MHz	Pass	PK	5.1464G	59.64	74.00	-14.36	3	Horizontal	284	1.07
5240MHz	Pass	PK	5.2364G	121.21	Inf	-Inf	3	Horizontal	284	1.07
5240MHz	Pass	PK	5.3516G	59.40	74.00	-14.60	3	Horizontal	284	1.07
5240MHz	Pass	AV	15.71904G	51.05	54.00	-2.95	3	Vertical	320	2.10
5240MHz	Pass	PK	10.47672G	52.09	68.20	-16.11	3	Vertical	218	2.61
5240MHz	Pass	PK	15.71924G	64.11	74.00	-9.89	3	Vertical	320	2.10
5240MHz	Pass	AV	15.71916G	52.14	54.00	-1.86	3	Horizontal	229	2.06
5240MHz	Pass	PK	10.47556G	55.19	68.20	-13.01	3	Horizontal	276	1.00
5240MHz	Pass	PK	15.71948G	65.28	74.00	-8.72	3	Horizontal	229	2.06
5260MHz	Pass	AV	5.15G	44.11	54.00	-9.89	3	Vertical	86	1.33
5260MHz	Pass	AV	5.2612G	103.05	Inf	-Inf	3	Vertical	86	1.33
5260MHz	Pass	AV	5.3524G	45.19	54.00	-8.81	3	Vertical	86	1.33
5260MHz	Pass	PK	5.1454G	57.94	74.00	-16.06	3	Vertical	86	1.33
5260MHz	Pass	PK	5.2564G	113.04	Inf	-Inf	3	Vertical	86	1.33
5260MHz	Pass	PK	5.3728G	59.25	74.00	-14.75	3	Vertical	86	1.33
5260MHz	Pass	AV	5.15G	44.31	54.00	-9.69	3	Horizontal	282	3.00
5260MHz	Pass	AV	5.2636G	109.83	Inf	-Inf	3	Horizontal	282	3.00
5260MHz	Pass	AV	5.3698G	46.49	54.00	-7.51	3	Horizontal	282	3.00
5260MHz	Pass	PK	5.1436G	57.48	74.00	-16.52	3	Horizontal	282	3.00
5260MHz	Pass	PK	5.2582G	119.75	Inf	-Inf	3	Horizontal	282	3.00
5260MHz	Pass	PK	5.3536G	60.00	74.00	-14.00	3	Horizontal	282	3.00
5260MHz	Pass	AV	15.77924G	51.58	54.00	-2.42	3	Vertical	40	2.97
5260MHz	Pass	PK	10.52332G	52.89	68.20	-15.31	3	Vertical	208	1.04

Mode	Result	Type	Freq (Hz)	Level (dBuV/m)	Limit (dBuV/m)	Margin (dB)	Dist (m)	Condition	Azimuth (°)	Height (m)
5260MHz	Pass	PK	15.77928G	64.71	74.00	-9.29	3	Vertical	40	2.97
5260MHz	Pass	AV	15.7816G	50.16	54.00	-3.84	3	Horizontal	339	2.97
5260MHz	Pass	PK	10.51564G	52.06	68.20	-16.14	3	Horizontal	279	1.02
5260MHz	Pass	PK	15.78172G	63.47	74.00	-10.53	3	Horizontal	339	2.97
5300MHz	Pass	AV	5.3032G	100.15	Inf	-Inf	3	Vertical	88	1.36
5300MHz	Pass	AV	5.35G	48.08	54.00	-5.92	3	Vertical	88	1.36
5300MHz	Pass	PK	5.2984G	109.96	Inf	-Inf	3	Vertical	88	1.36
5300MHz	Pass	PK	5.3584G	62.09	74.00	-11.91	3	Vertical	88	1.36
5300MHz	Pass	AV	5.2952G	109.08	Inf	-Inf	3	Horizontal	277	1.02
5300MHz	Pass	AV	5.3512G	53.12	54.00	-0.88	3	Horizontal	277	1.02
5300MHz	Pass	PK	5.2952G	118.84	Inf	-Inf	3	Horizontal	277	1.02
5300MHz	Pass	PK	5.3516G	68.94	74.00	-5.06	3	Horizontal	277	1.02
5300MHz	Pass	AV	15.89696G	47.87	54.00	-6.13	3	Vertical	60	2.00
5300MHz	Pass	PK	10.60456G	51.24	74.00	-22.76	3	Vertical	207	2.81
5300MHz	Pass	PK	15.90164G	61.23	74.00	-12.77	3	Vertical	60	2.00
5300MHz	Pass	AV	15.90092G	51.94	54.00	-2.06	3	Horizontal	227	2.08
5300MHz	Pass	PK	10.59428G	54.44	68.20	-13.76	3	Horizontal	277	1.01
5300MHz	Pass	PK	15.90172G	65.76	74.00	-8.24	3	Horizontal	227	2.08
5320MHz	Pass	AV	5.3192G	101.25	Inf	-Inf	3	Vertical	11	3.00
5320MHz	Pass	AV	5.35G	49.87	54.00	-4.13	3	Vertical	11	3.00
5320MHz	Pass	PK	5.3248G	110.75	Inf	-Inf	3	Vertical	11	3.00
5320MHz	Pass	PK	5.3504G	64.84	74.00	-9.16	3	Vertical	11	3.00
5320MHz	Pass	AV	5.3214G	105.18	Inf	-Inf	3	Horizontal	283	1.25
5320MHz	Pass	AV	5.3518G	53.35	54.00	-0.65	3	Horizontal	283	1.25
5320MHz	Pass	PK	5.3166G	115.49	Inf	-Inf	3	Horizontal	283	1.25
5320MHz	Pass	PK	5.3526G	72.04	74.00	-1.96	3	Horizontal	283	1.25
5320MHz	Pass	AV	10.63988G	38.31	54.00	-15.69	3	Vertical	205	3.00
5320MHz	Pass	AV	15.95716G	43.53	54.00	-10.47	3	Vertical	190	2.88
5320MHz	Pass	PK	10.63408G	51.66	74.00	-22.34	3	Vertical	205	3.00
5320MHz	Pass	PK	15.96164G	58.22	74.00	-15.78	3	Vertical	190	2.88
5320MHz	Pass	AV	10.63992G	39.45	54.00	-14.55	3	Horizontal	277	1.00
5320MHz	Pass	AV	15.961G	46.81	54.00	-7.19	3	Horizontal	227	2.13
5320MHz	Pass	PK	10.63992G	52.32	74.00	-21.68	3	Horizontal	277	1.00
5320MHz	Pass	PK	15.95108G	61.69	74.00	-12.31	3	Horizontal	227	2.13
5500MHz	Pass	AV	5.4566G	44.05	54.00	-9.95	3	Vertical	83	1.50
5500MHz	Pass	AV	5.501G	95.30	Inf	-Inf	3	Vertical	83	1.50
5500MHz	Pass	PK	5.4668G	58.87	68.20	-9.33	3	Vertical	83	1.50
5500MHz	Pass	PK	5.4966G	104.98	Inf	-Inf	3	Vertical	83	1.50
5500MHz	Pass	AV	5.46G	45.61	54.00	-8.39	3	Horizontal	287	1.02
5500MHz	Pass	AV	5.4994G	104.75	Inf	-Inf	3	Horizontal	287	1.02
5500MHz	Pass	PK	5.4692G	67.79	68.20	-0.41	3	Horizontal	287	1.02
5500MHz	Pass	PK	5.4944G	114.35	Inf	-Inf	3	Horizontal	287	1.02
5500MHz	Pass	AV	11.00004G	37.35	54.00	-16.65	3	Vertical	341	2.89
5500MHz	Pass	PK	11.00112G	50.64	74.00	-23.36	3	Vertical	341	2.89
5500MHz	Pass	PK	16.49896G	62.88	68.20	-5.32	3	Vertical	228	1.03
5500MHz	Pass	AV	11G	36.50	54.00	-17.50	3	Horizontal	223	2.46
5500MHz	Pass	PK	11.00004G	50.97	74.00	-23.03	3	Horizontal	223	2.46
5500MHz	Pass	PK	16.5026G	67.65	68.20	-0.55	3	Horizontal	229	2.16
5580MHz	Pass	AV	5.448G	43.76	54.00	-10.24	3	Vertical	75	2.45
5580MHz	Pass	AV	5.583G	95.14	Inf	-Inf	3	Vertical	75	2.45
5580MHz	Pass	PK	5.463G	56.99	68.20	-11.21	3	Vertical	75	2.45
5580MHz	Pass	PK	5.5776G	104.59	Inf	-Inf	3	Vertical	75	2.45
5580MHz	Pass	PK	5.727G	57.84	68.20	-10.36	3	Vertical	75	2.45
5580MHz	Pass	AV	5.46G	43.85	54.00	-10.15	3	Horizontal	288	1.00
5580MHz	Pass	AV	5.5842G	100.52	Inf	-Inf	3	Horizontal	288	1.00
5580MHz	Pass	PK	5.4696G	56.87	68.20	-11.33	3	Horizontal	288	1.00
5580MHz	Pass	PK	5.5836G	110.33	Inf	-Inf	3	Horizontal	288	1.00
5580MHz	Pass	PK	5.7264G	57.43	68.20	-10.77	3	Horizontal	288	1.00
5580MHz	Pass	AV	11.16012G	38.16	54.00	-15.84	3	Vertical	354	2.24
5580MHz	Pass	PK	11.16516G	50.64	74.00	-23.36	3	Vertical	354	2.24
5580MHz	Pass	PK	16.74176G	63.07	68.20	-5.13	3	Vertical	357	1.98
5580MHz	Pass	AV	11.16008G	36.76	54.00	-17.24	3	Horizontal	316	2.71

Mode	Result	Type	Freq (Hz)	Level (dBuV/m)	Limit (dBuV/m)	Margin (dB)	Dist (m)	Condition	Azimuth (°)	Height (m)
5580MHz	Pass	PK	11.15208G	50.09	74.00	-23.91	3	Horizontal	316	2.71
5580MHz	Pass	PK	16.74204G	67.88	68.20	-0.32	3	Horizontal	229	2.10
5700MHz	Pass	AV	5.6988G	93.43	Inf	-Inf	3	Vertical	65	2.41
5700MHz	Pass	PK	5.6988G	102.93	Inf	-Inf	3	Vertical	65	2.41
5700MHz	Pass	PK	5.7252G	59.82	68.20	-8.38	3	Vertical	65	2.41
5700MHz	Pass	AV	5.6964G	99.89	Inf	-Inf	3	Horizontal	269	3.00
5700MHz	Pass	PK	5.6968G	110.05	Inf	-Inf	3	Horizontal	269	3.00
5700MHz	Pass	PK	5.7252G	61.59	68.20	-6.61	3	Horizontal	269	3.00
5700MHz	Pass	AV	11.40024G	38.22	54.00	-15.78	3	Vertical	348	2.54
5700MHz	Pass	PK	11.4004G	50.60	74.00	-23.40	3	Vertical	348	2.54
5700MHz	Pass	PK	17.09948G	64.91	68.20	-3.29	3	Vertical	228	1.04
5700MHz	Pass	AV	11.39652G	36.88	54.00	-17.12	3	Horizontal	324	3.00
5700MHz	Pass	PK	11.40244G	49.68	74.00	-24.32	3	Horizontal	324	3.00
5700MHz	Pass	PK	17.09928G	67.65	68.20	-0.55	3	Horizontal	228	2.11
5745MHz	Pass	AV	5.751G	99.46	Inf	-Inf	3	Vertical	142	3.00
5745MHz	Pass	PK	5.601G	58.48	68.20	-9.72	3	Vertical	142	3.00
5745MHz	Pass	PK	5.751G	109.55	Inf	-Inf	3	Vertical	142	3.00
5745MHz	Pass	PK	5.9766G	60.46	68.20	-7.74	3	Vertical	142	3.00
5745MHz	Pass	AV	5.7462G	103.63	Inf	-Inf	3	Horizontal	353	2.39
5745MHz	Pass	PK	5.559G	59.44	68.20	-8.76	3	Horizontal	353	2.39
5745MHz	Pass	PK	5.751G	113.62	Inf	-Inf	3	Horizontal	353	2.39
5745MHz	Pass	PK	5.9346G	61.17	68.20	-7.03	3	Horizontal	353	2.39
5745MHz	Pass	AV	11.48992G	40.59	54.00	-13.41	3	Vertical	341	2.10
5745MHz	Pass	PK	11.491G	55.36	74.00	-18.64	3	Vertical	341	2.10
5745MHz	Pass	PK	17.23652G	67.81	68.20	-0.39	3	Vertical	17	1.87
5745MHz	Pass	AV	11.48996G	41.28	54.00	-12.72	3	Horizontal	204	2.08
5745MHz	Pass	PK	11.49232G	55.60	74.00	-18.40	3	Horizontal	204	2.08
5745MHz	Pass	PK	17.23632G	68.07	68.20	-0.13	3	Horizontal	49	1.00
5785MHz	Pass	AV	5.7862G	96.93	Inf	-Inf	3	Vertical	151	3.00
5785MHz	Pass	PK	5.6338G	58.53	68.20	-9.67	3	Vertical	151	3.00
5785MHz	Pass	PK	5.7874G	106.61	Inf	-Inf	3	Vertical	151	3.00
5785MHz	Pass	PK	6.037G	60.66	68.20	-7.54	3	Vertical	151	3.00
5785MHz	Pass	AV	5.7862G	102.34	Inf	-Inf	3	Horizontal	353	2.27
5785MHz	Pass	PK	5.5546G	59.21	68.20	-8.99	3	Horizontal	353	2.27
5785MHz	Pass	PK	5.791G	112.61	Inf	-Inf	3	Horizontal	353	2.27
5785MHz	Pass	PK	5.9446G	60.90	68.20	-7.30	3	Horizontal	353	2.27
5785MHz	Pass	AV	11.57016G	39.14	54.00	-14.86	3	Vertical	342	2.07
5785MHz	Pass	PK	11.56604G	53.36	74.00	-20.64	3	Vertical	342	2.07
5785MHz	Pass	PK	17.34612G	67.16	68.20	-1.04	3	Vertical	16	1.82
5785MHz	Pass	AV	11.56992G	39.42	54.00	-14.58	3	Horizontal	204	2.18
5785MHz	Pass	PK	11.5726G	53.65	74.00	-20.35	3	Horizontal	204	2.18
5785MHz	Pass	PK	17.35644G	68.02	68.20	-0.18	3	Horizontal	48	1.73
5825MHz	Pass	AV	5.8262G	95.82	Inf	-Inf	3	Vertical	155	1.27
5825MHz	Pass	PK	5.6066G	58.66	68.20	-9.54	3	Vertical	155	1.27
5825MHz	Pass	PK	5.8274G	105.50	Inf	-Inf	3	Vertical	155	1.27
5825MHz	Pass	PK	5.9738G	60.36	68.20	-7.84	3	Vertical	155	1.27
5825MHz	Pass	AV	5.8238G	103.42	Inf	-Inf	3	Horizontal	6	2.53
5825MHz	Pass	PK	5.5994G	58.16	68.20	-10.04	3	Horizontal	6	2.53
5825MHz	Pass	PK	5.8238G	113.16	Inf	-Inf	3	Horizontal	6	2.53
5825MHz	Pass	PK	5.9318G	60.74	68.20	-7.46	3	Horizontal	6	2.53
5825MHz	Pass	AV	11.65008G	39.10	54.00	-14.90	3	Vertical	344	2.11
5825MHz	Pass	PK	11.6524G	54.06	74.00	-19.94	3	Vertical	344	2.11
5825MHz	Pass	PK	17.46584G	67.08	68.20	-1.12	3	Vertical	190	2.87
5825MHz	Pass	AV	11.65G	39.29	54.00	-14.71	3	Horizontal	206	2.05
5825MHz	Pass	PK	11.64608G	54.92	74.00	-19.08	3	Horizontal	206	2.05
5825MHz	Pass	PK	17.46608G	68.09	68.20	-0.11	3	Horizontal	47	1.76
802.11ac VHT20_Nss1,(MCS0)_2TX	-	-	-	-	-	-	-	-	-	-
5180MHz	Pass	AV	5.15G	50.42	54.00	-3.58	3	Vertical	116	3.00
5180MHz	Pass	AV	5.183G	99.19	Inf	-Inf	3	Vertical	116	3.00
5180MHz	Pass	PK	5.15G	68.31	74.00	-5.69	3	Vertical	116	3.00
5180MHz	Pass	PK	5.1834G	108.93	Inf	-Inf	3	Vertical	116	3.00
5180MHz	Pass	AV	5.15G	53.85	54.00	-0.15	3	Horizontal	355	2.50

Mode	Result	Type	Freq (Hz)	Level (dBuV/m)	Limit (dBuV/m)	Margin (dB)	Dist (m)	Condition	Azimuth (°)	Height (m)
5180MHz	Pass	AV	5.1854G	104.20	Inf	-Inf	3	Horizontal	355	2.50
5180MHz	Pass	PK	5.15G	73.08	74.00	-0.92	3	Horizontal	355	2.50
5180MHz	Pass	PK	5.1834G	113.73	Inf	-Inf	3	Horizontal	355	2.50
5180MHz	Pass	AV	15.53896G	38.56	54.00	-15.44	3	Vertical	0	1.01
5180MHz	Pass	PK	10.35156G	51.65	68.20	-16.55	3	Vertical	12	3.00
5180MHz	Pass	PK	15.53872G	52.86	74.00	-21.14	3	Vertical	0	1.01
5180MHz	Pass	AV	15.53568G	38.95	54.00	-15.05	3	Horizontal	224	2.32
5180MHz	Pass	PK	10.3578G	53.53	68.20	-14.67	3	Horizontal	14	2.13
5180MHz	Pass	PK	15.54108G	54.35	74.00	-19.65	3	Horizontal	224	2.32
5200MHz	Pass	AV	5.15G	51.05	54.00	-2.95	3	Vertical	113	3.00
5200MHz	Pass	AV	5.2032G	102.57	Inf	-Inf	3	Vertical	113	3.00
5200MHz	Pass	PK	5.1492G	67.93	74.00	-6.07	3	Vertical	113	3.00
5200MHz	Pass	PK	5.1968G	112.35	Inf	-Inf	3	Vertical	113	3.00
5200MHz	Pass	AV	5.15G	53.82	54.00	-0.18	3	Horizontal	357	2.77
5200MHz	Pass	AV	5.2028G	108.56	Inf	-Inf	3	Horizontal	357	2.77
5200MHz	Pass	PK	5.1488G	70.68	74.00	-3.32	3	Horizontal	357	2.77
5200MHz	Pass	PK	5.204G	118.46	Inf	-Inf	3	Horizontal	357	2.77
5200MHz	Pass	AV	15.59568G	46.37	54.00	-7.63	3	Vertical	360	1.02
5200MHz	Pass	PK	10.39976G	51.21	68.20	-16.99	3	Vertical	12	1.80
5200MHz	Pass	PK	15.6064G	61.91	74.00	-12.09	3	Vertical	360	1.02
5200MHz	Pass	AV	15.60052G	46.80	54.00	-7.20	3	Horizontal	223	2.81
5200MHz	Pass	PK	10.39648G	52.58	68.20	-15.62	3	Horizontal	15	2.10
5200MHz	Pass	PK	15.6064G	62.66	74.00	-11.34	3	Horizontal	223	2.81
5240MHz	Pass	AV	5.15G	44.75	54.00	-9.25	3	Vertical	143	1.50
5240MHz	Pass	AV	5.237G	99.46	Inf	-Inf	3	Vertical	143	1.50
5240MHz	Pass	AV	5.3876G	45.62	54.00	-8.38	3	Vertical	143	1.50
5240MHz	Pass	PK	5.1476G	58.29	74.00	-15.71	3	Vertical	143	1.50
5240MHz	Pass	PK	5.237G	109.76	Inf	-Inf	3	Vertical	143	1.50
5240MHz	Pass	PK	5.378G	59.02	74.00	-14.98	3	Vertical	143	1.50
5240MHz	Pass	AV	5.1494G	46.60	54.00	-7.40	3	Horizontal	357	3.00
5240MHz	Pass	AV	5.243G	110.56	Inf	-Inf	3	Horizontal	357	3.00
5240MHz	Pass	AV	5.351G	46.73	54.00	-7.27	3	Horizontal	357	3.00
5240MHz	Pass	PK	5.1494G	62.74	74.00	-11.26	3	Horizontal	357	3.00
5240MHz	Pass	PK	5.2412G	121.77	Inf	-Inf	3	Horizontal	357	3.00
5240MHz	Pass	PK	5.351G	62.46	74.00	-11.54	3	Horizontal	357	3.00
5240MHz	Pass	AV	15.72296G	48.35	54.00	-5.65	3	Vertical	360	1.03
5240MHz	Pass	PK	10.48044G	50.75	68.20	-17.45	3	Vertical	10	1.94
5240MHz	Pass	PK	15.72648G	63.54	74.00	-10.46	3	Vertical	360	1.03
5240MHz	Pass	AV	15.72296G	48.38	54.00	-5.62	3	Horizontal	223	2.10
5240MHz	Pass	PK	10.48992G	53.19	68.20	-15.01	3	Horizontal	15	1.97
5240MHz	Pass	PK	15.72628G	62.48	74.00	-11.52	3	Horizontal	223	2.10
5260MHz	Pass	AV	5.1496G	44.53	54.00	-9.47	3	Vertical	124	2.93
5260MHz	Pass	AV	5.263G	105.60	Inf	-Inf	3	Vertical	124	2.93
5260MHz	Pass	AV	5.353G	46.18	54.00	-7.82	3	Vertical	124	2.93
5260MHz	Pass	PK	5.1424G	58.13	74.00	-15.87	3	Vertical	124	2.93
5260MHz	Pass	PK	5.2588G	117.23	Inf	-Inf	3	Vertical	124	2.93
5260MHz	Pass	PK	5.3506G	61.73	74.00	-12.27	3	Vertical	124	2.93
5260MHz	Pass	AV	5.1496G	44.89	54.00	-9.11	3	Horizontal	360	3.00
5260MHz	Pass	AV	5.2582G	110.61	Inf	-Inf	3	Horizontal	360	3.00
5260MHz	Pass	AV	5.35G	48.10	54.00	-5.90	3	Horizontal	360	3.00
5260MHz	Pass	PK	5.1484G	59.71	74.00	-14.29	3	Horizontal	360	3.00
5260MHz	Pass	PK	5.2588G	122.22	Inf	-Inf	3	Horizontal	360	3.00
5260MHz	Pass	PK	5.3566G	67.80	74.00	-6.20	3	Horizontal	360	3.00
5260MHz	Pass	AV	15.779G	49.15	54.00	-4.85	3	Vertical	360	1.00
5260MHz	Pass	PK	10.51372G	51.65	68.20	-16.55	3	Vertical	11	1.93
5260MHz	Pass	PK	15.78632G	64.07	74.00	-9.93	3	Vertical	360	1.00
5260MHz	Pass	AV	15.779G	48.88	54.00	-5.12	3	Horizontal	218	2.74
5260MHz	Pass	PK	10.5228G	54.09	68.20	-14.11	3	Horizontal	15	2.07
5260MHz	Pass	PK	15.78632G	64.22	74.00	-9.78	3	Horizontal	218	2.74
5300MHz	Pass	AV	5.2984G	104.26	Inf	-Inf	3	Vertical	123	2.87
5300MHz	Pass	AV	5.35G	48.51	54.00	-5.49	3	Vertical	123	2.87
5300MHz	Pass	PK	5.2984G	116.13	Inf	-Inf	3	Vertical	123	2.87

Mode	Result	Type	Freq (Hz)	Level (dBuV/m)	Limit (dBuV/m)	Margin (dB)	Dist (m)	Condition	Azimuth (°)	Height (m)
5300MHz	Pass	PK	5.3516G	65.23	74.00	-8.77	3	Vertical	123	2.87
5300MHz	Pass	AV	5.2984G	109.04	Inf	-Inf	3	Horizontal	0	2.96
5300MHz	Pass	AV	5.35G	53.81	54.00	-0.19	3	Horizontal	0	2.96
5300MHz	Pass	PK	5.2988G	121.02	Inf	-Inf	3	Horizontal	0	2.96
5300MHz	Pass	PK	5.35G	70.63	74.00	-3.37	3	Horizontal	0	2.96
5300MHz	Pass	AV	15.89572G	49.13	54.00	-4.87	3	Vertical	360	1.01
5300MHz	Pass	PK	10.5948G	51.24	68.20	-16.96	3	Vertical	203	2.01
5300MHz	Pass	PK	15.90648G	63.43	74.00	-10.57	3	Vertical	360	1.01
5300MHz	Pass	AV	15.89592G	48.13	54.00	-5.87	3	Horizontal	57	1.86
5300MHz	Pass	PK	10.59884G	51.95	68.20	-16.25	3	Horizontal	17	1.94
5300MHz	Pass	PK	15.90612G	63.59	74.00	-10.41	3	Horizontal	57	1.86
5320MHz	Pass	AV	5.3184G	99.82	Inf	-Inf	3	Vertical	114	3.00
5320MHz	Pass	AV	5.35G	49.44	54.00	-4.56	3	Vertical	114	3.00
5320MHz	Pass	PK	5.3188G	111.91	Inf	-Inf	3	Vertical	114	3.00
5320MHz	Pass	PK	5.3504G	65.18	74.00	-8.82	3	Vertical	114	3.00
5320MHz	Pass	AV	5.3228G	104.79	Inf	-Inf	3	Horizontal	0	2.94
5320MHz	Pass	AV	5.35G	53.87	54.00	-0.13	3	Horizontal	0	2.94
5320MHz	Pass	PK	5.3184G	116.85	Inf	-Inf	3	Horizontal	0	2.94
5320MHz	Pass	PK	5.3548G	69.64	74.00	-4.36	3	Horizontal	0	2.94
5320MHz	Pass	AV	10.63684G	36.98	54.00	-17.02	3	Vertical	8	1.02
5320MHz	Pass	AV	15.95828G	42.28	54.00	-11.72	3	Vertical	360	1.00
5320MHz	Pass	PK	10.6468G	49.89	74.00	-24.11	3	Vertical	8	1.02
5320MHz	Pass	PK	15.9666G	57.05	74.00	-16.95	3	Vertical	360	1.00
5320MHz	Pass	AV	10.63992G	38.86	54.00	-15.14	3	Horizontal	18	2.65
5320MHz	Pass	AV	15.96416G	42.37	54.00	-11.63	3	Horizontal	58	1.88
5320MHz	Pass	PK	10.6344G	52.32	74.00	-21.68	3	Horizontal	18	2.65
5320MHz	Pass	PK	15.9666G	57.08	74.00	-16.92	3	Horizontal	58	1.88
5500MHz	Pass	AV	5.4588G	44.55	54.00	-9.45	3	Vertical	88	1.16
5500MHz	Pass	AV	5.4982G	95.84	Inf	-Inf	3	Vertical	88	1.16
5500MHz	Pass	PK	5.47G	62.22	68.20	-5.98	3	Vertical	88	1.16
5500MHz	Pass	PK	5.4986G	108.14	Inf	-Inf	3	Vertical	88	1.16
5500MHz	Pass	AV	5.4584G	45.42	54.00	-8.58	3	Horizontal	290	1.02
5500MHz	Pass	AV	5.4982G	102.81	Inf	-Inf	3	Horizontal	290	1.02
5500MHz	Pass	PK	5.4684G	67.95	68.20	-0.25	3	Horizontal	290	1.02
5500MHz	Pass	PK	5.4986G	115.13	Inf	-Inf	3	Horizontal	290	1.02
5500MHz	Pass	AV	10.9998G	38.45	54.00	-15.55	3	Vertical	342	2.10
5500MHz	Pass	PK	10.99936G	52.42	74.00	-21.58	3	Vertical	342	2.10
5500MHz	Pass	PK	16.49876G	66.70	68.20	-1.50	3	Vertical	214	1.84
5500MHz	Pass	AV	11.00024G	38.45	54.00	-15.55	3	Horizontal	29	1.01
5500MHz	Pass	PK	11.00472G	52.77	74.00	-21.23	3	Horizontal	29	1.01
5500MHz	Pass	PK	16.49908G	67.99	68.20	-0.21	3	Horizontal	42	1.02
5580MHz	Pass	AV	5.4582G	44.42	54.00	-9.58	3	Vertical	88	1.30
5580MHz	Pass	AV	5.583G	94.29	Inf	-Inf	3	Vertical	88	1.30
5580MHz	Pass	PK	5.4612G	57.13	68.20	-11.07	3	Vertical	88	1.30
5580MHz	Pass	PK	5.5782G	106.15	Inf	-Inf	3	Vertical	88	1.30
5580MHz	Pass	PK	5.7288G	58.42	68.20	-9.78	3	Vertical	88	1.30
5580MHz	Pass	AV	5.4594G	44.68	54.00	-9.32	3	Horizontal	293	1.00
5580MHz	Pass	AV	5.583G	102.35	Inf	-Inf	3	Horizontal	293	1.00
5580MHz	Pass	PK	5.4636G	57.76	68.20	-10.44	3	Horizontal	293	1.00
5580MHz	Pass	PK	5.5788G	114.11	Inf	-Inf	3	Horizontal	293	1.00
5580MHz	Pass	PK	5.727G	58.59	68.20	-9.61	3	Horizontal	293	1.00
5580MHz	Pass	AV	11.15972G	38.28	54.00	-15.72	3	Vertical	345	1.00
5580MHz	Pass	PK	11.15652G	52.06	74.00	-21.94	3	Vertical	345	1.00
5580MHz	Pass	PK	16.74652G	68.04	68.20	-0.16	3	Vertical	3	1.89
5580MHz	Pass	AV	11.16004G	37.59	54.00	-16.41	3	Horizontal	206	1.04
5580MHz	Pass	PK	11.1596G	52.81	74.00	-21.19	3	Horizontal	206	1.04
5580MHz	Pass	PK	16.73868G	66.73	68.20	-1.47	3	Horizontal	46	1.72
5700MHz	Pass	AV	5.6968G	91.98	Inf	-Inf	3	Vertical	89	1.20
5700MHz	Pass	PK	5.6984G	104.18	Inf	-Inf	3	Vertical	89	1.20
5700MHz	Pass	PK	5.7268G	59.36	68.20	-8.84	3	Vertical	89	1.20
5700MHz	Pass	AV	5.6984G	99.54	Inf	-Inf	3	Horizontal	291	1.05
5700MHz	Pass	PK	5.696G	111.69	Inf	-Inf	3	Horizontal	291	1.05

Mode	Result	Type	Freq (Hz)	Level (dBuV/m)	Limit (dBuV/m)	Margin (dB)	Dist (m)	Condition	Azimuth (°)	Height (m)
5700MHz	Pass	PK	5.7272G	64.77	68.20	-3.43	3	Horizontal	291	1.05
5700MHz	Pass	AV	11.39988G	38.90	54.00	-15.10	3	Vertical	360	2.58
5700MHz	Pass	PK	11.40156G	53.09	74.00	-20.91	3	Vertical	360	2.58
5700MHz	Pass	PK	17.0988G	67.14	68.20	-1.06	3	Vertical	244	1.01
5700MHz	Pass	AV	11.40004G	38.20	54.00	-15.80	3	Horizontal	262	1.00
5700MHz	Pass	PK	11.39612G	52.74	74.00	-21.26	3	Horizontal	262	1.00
5700MHz	Pass	PK	17.09836G	67.72	68.20	-0.48	3	Horizontal	230	1.00
5745MHz	Pass	AV	5.7462G	92.76	Inf	-Inf	3	Vertical	90	1.18
5745MHz	Pass	PK	5.4942G	59.07	68.20	-9.13	3	Vertical	90	1.18
5745MHz	Pass	PK	5.7426G	104.56	Inf	-Inf	3	Vertical	90	1.18
5745MHz	Pass	PK	5.9766G	60.57	68.20	-7.63	3	Vertical	90	1.18
5745MHz	Pass	AV	5.7474G	100.98	Inf	-Inf	3	Horizontal	290	1.00
5745MHz	Pass	PK	5.5014G	58.33	68.20	-9.87	3	Horizontal	290	1.00
5745MHz	Pass	PK	5.751G	112.57	Inf	-Inf	3	Horizontal	290	1.00
5745MHz	Pass	PK	5.9982G	60.34	68.20	-7.86	3	Horizontal	290	1.00
5745MHz	Pass	AV	11.48972G	39.70	54.00	-14.30	3	Vertical	360	2.55
5745MHz	Pass	PK	11.48856G	53.81	74.00	-20.19	3	Vertical	360	2.55
5745MHz	Pass	PK	17.23352G	66.32	68.20	-1.88	3	Vertical	229	1.02
5745MHz	Pass	AV	11.48984G	38.56	54.00	-15.44	3	Horizontal	291	1.00
5745MHz	Pass	PK	11.48644G	52.91	74.00	-21.09	3	Horizontal	291	1.00
5745MHz	Pass	PK	17.23348G	68.02	68.20	-0.18	3	Horizontal	230	1.00
5785MHz	Pass	AV	5.7862G	97.30	Inf	-Inf	3	Vertical	83	1.14
5785MHz	Pass	PK	5.5858G	59.22	68.20	-8.98	3	Vertical	83	1.14
5785MHz	Pass	PK	5.7838G	109.60	Inf	-Inf	3	Vertical	83	1.14
5785MHz	Pass	PK	6.019G	60.57	68.20	-7.63	3	Vertical	83	1.14
5785MHz	Pass	AV	5.7838G	103.09	Inf	-Inf	3	Horizontal	291	1.00
5785MHz	Pass	PK	5.491G	59.50	68.20	-8.70	3	Horizontal	291	1.00
5785MHz	Pass	PK	5.7814G	114.93	Inf	-Inf	3	Horizontal	291	1.00
5785MHz	Pass	PK	5.9626G	60.23	68.20	-7.97	3	Horizontal	291	1.00
5785MHz	Pass	AV	11.56984G	38.81	54.00	-15.19	3	Vertical	344	2.12
5785MHz	Pass	PK	11.56688G	53.13	74.00	-20.87	3	Vertical	344	2.12
5785MHz	Pass	PK	17.36144G	68.10	68.20	-0.10	3	Vertical	200	1.95
5785MHz	Pass	AV	11.56968G	38.75	54.00	-15.25	3	Horizontal	219	1.00
5785MHz	Pass	PK	11.567G	53.01	74.00	-20.99	3	Horizontal	219	1.00
5785MHz	Pass	PK	17.35404G	68.07	68.20	-0.13	3	Horizontal	209	1.15
5825MHz	Pass	AV	5.8262G	95.99	Inf	-Inf	3	Vertical	85	1.18
5825MHz	Pass	PK	5.555G	58.21	68.20	-9.99	3	Vertical	85	1.18
5825MHz	Pass	PK	5.8226G	107.65	Inf	-Inf	3	Vertical	85	1.18
5825MHz	Pass	PK	5.9438G	60.15	68.20	-8.05	3	Vertical	85	1.18
5825MHz	Pass	AV	5.8238G	102.63	Inf	-Inf	3	Horizontal	291	1.00
5825MHz	Pass	PK	5.5394G	59.43	68.20	-8.77	3	Horizontal	291	1.00
5825MHz	Pass	PK	5.8238G	114.85	Inf	-Inf	3	Horizontal	291	1.00
5825MHz	Pass	PK	6.0566G	61.08	68.20	-7.12	3	Horizontal	291	1.00
5825MHz	Pass	AV	11.64968G	39.74	54.00	-14.26	3	Vertical	0	2.67
5825MHz	Pass	PK	11.64796G	53.93	74.00	-20.07	3	Vertical	0	2.67
5825MHz	Pass	PK	17.47376G	66.13	68.20	-2.07	3	Vertical	200	1.98
5825MHz	Pass	AV	11.64992G	37.51	54.00	-16.49	3	Horizontal	206	1.08
5825MHz	Pass	PK	11.64556G	51.72	74.00	-22.28	3	Horizontal	206	1.08
5825MHz	Pass	PK	17.47404G	67.95	68.20	-0.25	3	Horizontal	340	2.03
802.11ac VHT40_Nss1,(MCS0)_2TX	-	-	-	-	-	-	-	-	-	-
5190MHz	Pass	AV	5.15G	48.04	54.00	-5.96	3	Vertical	89	1.16
5190MHz	Pass	AV	5.186G	92.59	Inf	-Inf	3	Vertical	89	1.16
5190MHz	Pass	PK	5.15G	63.57	74.00	-10.43	3	Vertical	89	1.16
5190MHz	Pass	PK	5.1848G	103.68	Inf	-Inf	3	Vertical	89	1.16
5190MHz	Pass	AV	5.15G	53.78	54.00	-0.22	3	Horizontal	292	1.04
5190MHz	Pass	AV	5.1936G	99.24	Inf	-Inf	3	Horizontal	292	1.04
5190MHz	Pass	PK	5.15G	69.33	74.00	-4.67	3	Horizontal	292	1.04
5190MHz	Pass	PK	5.1948G	110.76	Inf	-Inf	3	Horizontal	292	1.04
5190MHz	Pass	AV	15.5548G	37.24	54.00	-16.76	3	Vertical	19	1.50
5190MHz	Pass	PK	10.37312G	50.17	68.20	-18.03	3	Vertical	211	1.12
5190MHz	Pass	PK	15.55552G	51.03	74.00	-22.97	3	Vertical	19	1.50
5190MHz	Pass	AV	15.56112G	37.48	54.00	-16.52	3	Horizontal	28	3.00

Mode	Result	Type	Freq (Hz)	Level (dBuV/m)	Limit (dBuV/m)	Margin (dB)	Dist (m)	Condition	Azimuth (°)	Height (m)
5190MHz	Pass	PK	10.37496G	51.12	68.20	-17.08	3	Horizontal	275	1.00
5190MHz	Pass	PK	15.56248G	51.09	74.00	-22.91	3	Horizontal	28	3.00
5230MHz	Pass	AV	5.15G	50.06	54.00	-3.94	3	Vertical	91	1.15
5230MHz	Pass	AV	5.2336G	98.77	Inf	-Inf	3	Vertical	91	1.15
5230MHz	Pass	PK	5.1448G	63.90	74.00	-10.10	3	Vertical	91	1.15
5230MHz	Pass	PK	5.2316G	109.98	Inf	-Inf	3	Vertical	91	1.15
5230MHz	Pass	AV	5.1496G	53.17	54.00	-0.83	3	Horizontal	289	2.88
5230MHz	Pass	AV	5.2336G	106.15	Inf	-Inf	3	Horizontal	289	2.88
5230MHz	Pass	PK	5.1484G	66.56	74.00	-7.44	3	Horizontal	289	2.88
5230MHz	Pass	PK	5.2316G	117.51	Inf	-Inf	3	Horizontal	289	2.88
5230MHz	Pass	AV	15.69368G	47.29	54.00	-6.71	3	Vertical	318	3.00
5230MHz	Pass	PK	10.46384G	50.15	68.20	-18.05	3	Vertical	161	1.50
5230MHz	Pass	PK	15.70376G	59.60	74.00	-14.40	3	Vertical	318	3.00
5230MHz	Pass	AV	15.69352G	45.02	54.00	-8.98	3	Horizontal	226	1.96
5230MHz	Pass	PK	10.46792G	50.90	68.20	-17.30	3	Horizontal	274	1.02
5230MHz	Pass	PK	15.7072G	57.85	74.00	-16.15	3	Horizontal	226	1.96
5270MHz	Pass	AV	5.266G	98.14	Inf	-Inf	3	Vertical	84	1.12
5270MHz	Pass	AV	5.35G	48.37	54.00	-5.63	3	Vertical	84	1.12
5270MHz	Pass	PK	5.2716G	109.32	Inf	-Inf	3	Vertical	84	1.12
5270MHz	Pass	PK	5.3576G	62.01	74.00	-11.99	3	Vertical	84	1.12
5270MHz	Pass	AV	5.266G	105.31	Inf	-Inf	3	Horizontal	292	1.00
5270MHz	Pass	AV	5.35G	53.79	54.00	-0.21	3	Horizontal	292	1.00
5270MHz	Pass	PK	5.262G	116.62	Inf	-Inf	3	Horizontal	292	1.00
5270MHz	Pass	PK	5.35G	67.68	74.00	-6.32	3	Horizontal	292	1.00
5270MHz	Pass	AV	15.80512G	47.17	54.00	-6.83	3	Vertical	315	2.52
5270MHz	Pass	PK	10.53856G	50.27	68.20	-17.93	3	Vertical	298	1.60
5270MHz	Pass	PK	15.80304G	59.57	74.00	-14.43	3	Vertical	315	2.52
5270MHz	Pass	AV	15.812G	43.96	54.00	-10.04	3	Horizontal	226	1.00
5270MHz	Pass	PK	10.542G	52.05	68.20	-16.15	3	Horizontal	276	1.00
5270MHz	Pass	PK	15.80368G	57.18	74.00	-16.82	3	Horizontal	226	1.00
5310MHz	Pass	AV	5.3156G	93.84	Inf	-Inf	3	Vertical	85	1.00
5310MHz	Pass	AV	5.35G	50.25	54.00	-3.75	3	Vertical	85	1.00
5310MHz	Pass	PK	5.3148G	105.58	Inf	-Inf	3	Vertical	85	1.00
5310MHz	Pass	PK	5.3516G	67.79	74.00	-6.21	3	Vertical	85	1.00
5310MHz	Pass	AV	5.3136G	99.95	Inf	-Inf	3	Horizontal	290	2.95
5310MHz	Pass	AV	5.35G	53.64	54.00	-0.36	3	Horizontal	290	2.95
5310MHz	Pass	PK	5.3148G	111.72	Inf	-Inf	3	Horizontal	290	2.95
5310MHz	Pass	PK	5.3516G	72.16	74.00	-1.84	3	Horizontal	290	2.95
5310MHz	Pass	AV	10.6352G	36.95	54.00	-17.05	3	Vertical	9	1.50
5310MHz	Pass	AV	15.93336G	39.46	54.00	-14.54	3	Vertical	319	2.16
5310MHz	Pass	PK	10.62528G	49.50	74.00	-24.50	3	Vertical	9	1.50
5310MHz	Pass	PK	15.92984G	53.27	74.00	-20.73	3	Vertical	319	2.16
5310MHz	Pass	AV	10.63496G	36.89	54.00	-17.11	3	Horizontal	158	2.07
5310MHz	Pass	AV	15.932G	39.72	54.00	-14.28	3	Horizontal	226	1.93
5310MHz	Pass	PK	10.63808G	50.32	74.00	-23.68	3	Horizontal	158	2.07
5310MHz	Pass	PK	15.92752G	53.60	74.00	-20.40	3	Horizontal	226	1.93
5510MHz	Pass	AV	5.46G	44.95	54.00	-9.05	3	Vertical	81	3.00
5510MHz	Pass	AV	5.508G	90.88	Inf	-Inf	3	Vertical	81	3.00
5510MHz	Pass	PK	5.4696G	59.29	68.20	-8.91	3	Vertical	81	3.00
5510MHz	Pass	PK	5.5076G	100.42	Inf	-Inf	3	Vertical	81	3.00
5510MHz	Pass	AV	5.46G	49.22	54.00	-4.78	3	Horizontal	293	1.01
5510MHz	Pass	AV	5.5084G	99.40	Inf	-Inf	3	Horizontal	293	1.01
5510MHz	Pass	PK	5.47G	67.48	68.20	-0.72	3	Horizontal	293	1.01
5510MHz	Pass	PK	5.5024G	109.26	Inf	-Inf	3	Horizontal	293	1.01
5510MHz	Pass	AV	11.00296G	36.85	54.00	-17.15	3	Vertical	95	1.50
5510MHz	Pass	PK	11.01952G	50.19	74.00	-23.81	3	Vertical	95	1.50
5510MHz	Pass	PK	16.5388G	60.63	68.20	-7.57	3	Vertical	224	2.03
5510MHz	Pass	AV	11.00536G	36.95	54.00	-17.05	3	Horizontal	112	1.50
5510MHz	Pass	PK	11.03024G	50.41	74.00	-23.59	3	Horizontal	112	1.50
5510MHz	Pass	PK	16.53056G	61.71	68.20	-6.49	3	Horizontal	237	2.14
5550MHz	Pass	AV	5.46G	44.57	54.00	-9.43	3	Vertical	83	2.96
5550MHz	Pass	AV	5.5456G	92.27	Inf	-Inf	3	Vertical	83	2.96