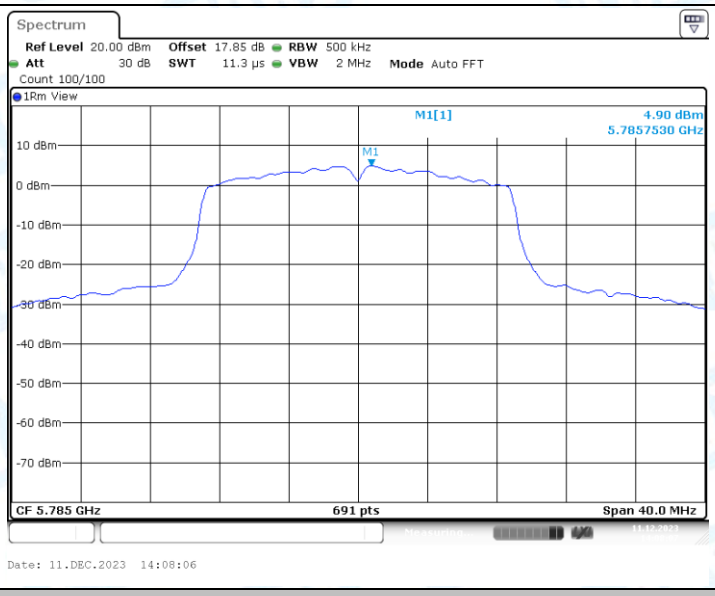

11AC20SISO_Ant1_5825

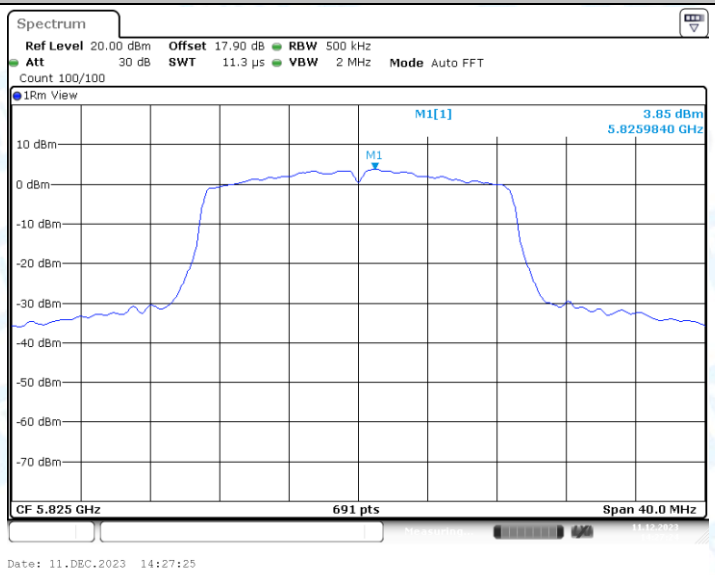

11AC40SISO_Ant1_5190

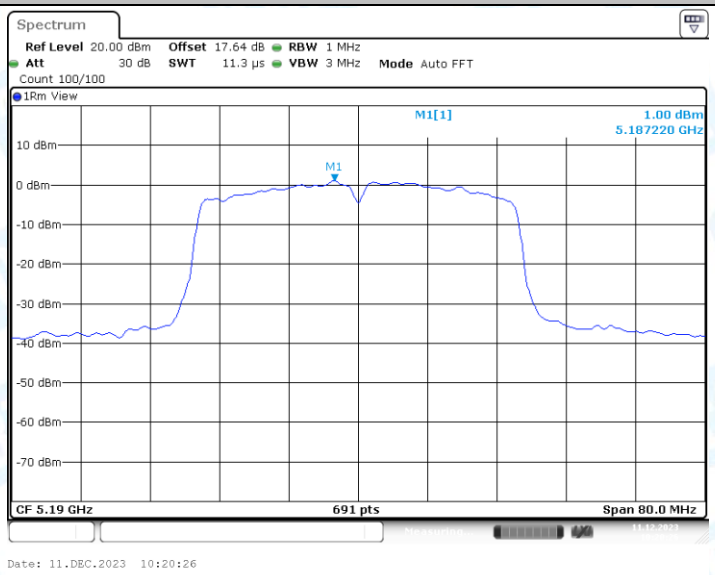

11AC40SISO_Ant1_5230

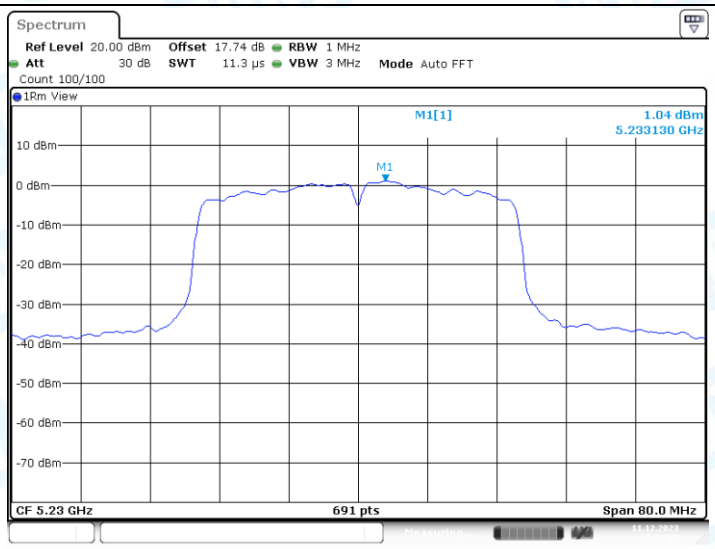

11AC40SISO_Ant1_5755

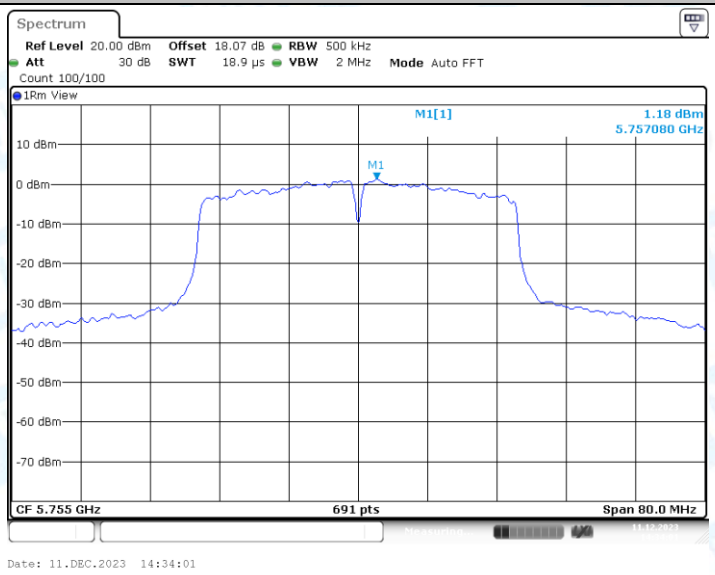

11AC40SISO_Ant1_5795

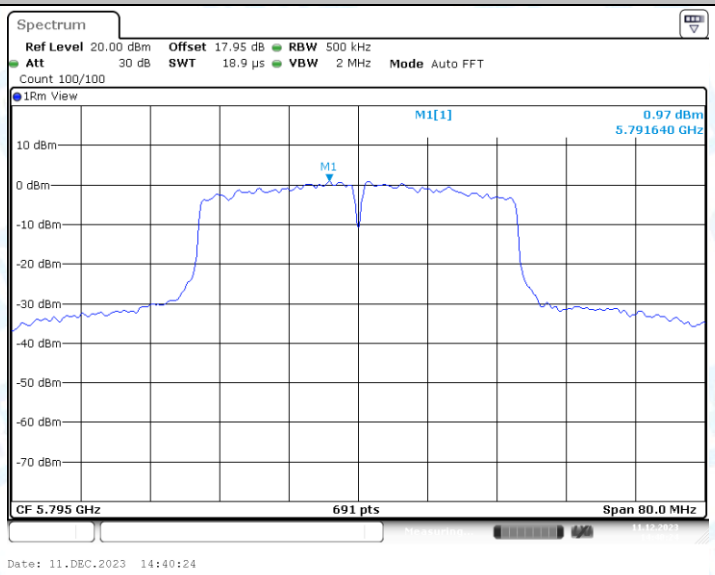

6. Band edge measurements

6.1.Test Result

TestMode	Antenna	ChName	Channel	Result[dBm]	Limit[dBm]	Verdict
11A	Ant1	Low	5180	-34.83	≤-27	PASS
		High	5240	-40.22	≤-27	PASS
11N20SISO	Ant1	Low	5180	-31.56	≤-27	PASS
		High	5240	-40.09	≤-27	PASS
11N40SISO	Ant1	Low	5190	-28.51	≤-27	PASS
		High	5230	-39.87	≤-27	PASS
11AC20SISO	Ant1	Low	5180	-34.79	≤-27	PASS
		High	5240	-39.86	≤-27	PASS
11AC40SISO	Ant1	Low	5190	-29.23	≤-27	PASS
		High	5230	-39.58	≤-27	PASS

TestMode	Antenna	ChName	Channel	FreqRange [MHz]	Result [dBm]	Limit [dBm]	Verdict
11A	Ant1	Low	5745	5650~5700	-37.18	≤8.27	PASS
				5700~5720	-24.07	≤15.55	PASS
				5720~5725	-17.45	≤25.48	PASS
				5760~5650	-39.84	≤-27	PASS
		High	5825	5850~5855	-27.37	≤18.48	PASS
				5855~5875	-29.6	≤10.05	PASS
				5875~5925	-37.94	≤-6.20	PASS
				5925~5935	-39.99	≤-27	PASS
11N20SISO	Ant1	Low	5745	5650~5700	-38.46	≤9.88	PASS
				5700~5720	-30.21	≤15.60	PASS
				5720~5725	-18.98	≤27.00	PASS
				5760~5650	-41.27	≤-27	PASS
		High	5825	5850~5855	-23.47	≤17.14	PASS
				5855~5875	-25.72	≤10.05	PASS
				5875~5925	-33.83	≤-26.90	PASS
				5925~5935	-39.65	≤-27	PASS
11N40SISO	Ant1	Low	5755	5650~5700	-33.52	≤5.93	PASS
				5700~5720	-15.13	≤15.58	PASS
				5720~5725	-13.06	≤26.60	PASS
				5780~5650	-40.33	≤-27	PASS
		High	5795	5850~5855	-29.55	≤16.94	PASS
				5855~5875	-31.05	≤10.10	PASS
				5875~5925	-34.2	≤-25.42	PASS
				5925~5935	-40.82	≤-27	PASS
11AC20SISO	Ant1	Low	5745	5650~5700	-32.31	≤9.88	PASS
				5700~5720	-21.42	≤15.60	PASS

				5720~5725	-17.52	≤18.26	PASS
				5760~5650	-40.21	≤-27	PASS
		High	5825	5850~5855	-26.53	≤15.80	PASS
				5855~5875	-30.11	≤10.32	PASS
				5875~5925	-38.34	≤-26.90	PASS
				5925~5935	-39.65	≤-27	PASS
11AC40SISO	Ant1	Low	5755	5650~5700	-35.87	≤3.90	PASS
				5700~5720	-20.76	≤15.25	PASS
				5720~5725	-17.28	≤26.60	PASS
				5780~5650	-40.59	≤-27	PASS
		High	5795	5850~5855	-31.11	≤18.03	PASS
				5855~5875	-32.16	≤10.24	PASS
				5875~5925	-36.25	≤-10.74	PASS
				5925~5935	-39.47	≤-27	PASS

6.2.Test Graphs

11A_Ant1_Low_5180

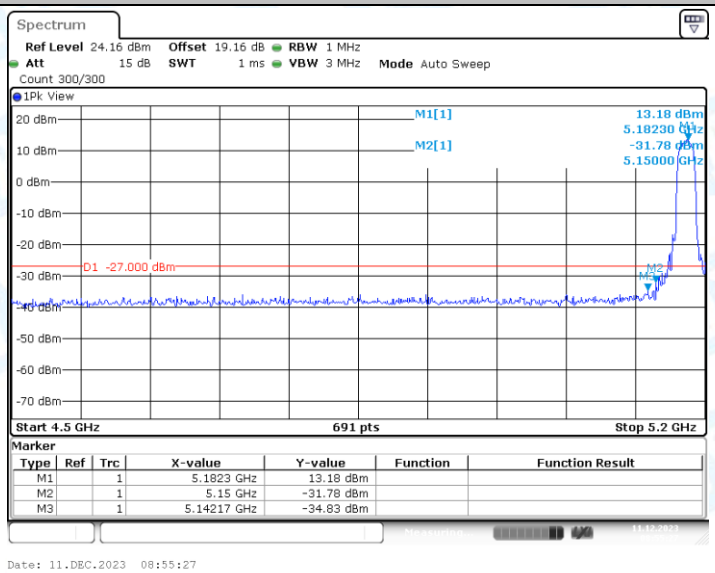

11A_Ant1_High_5240

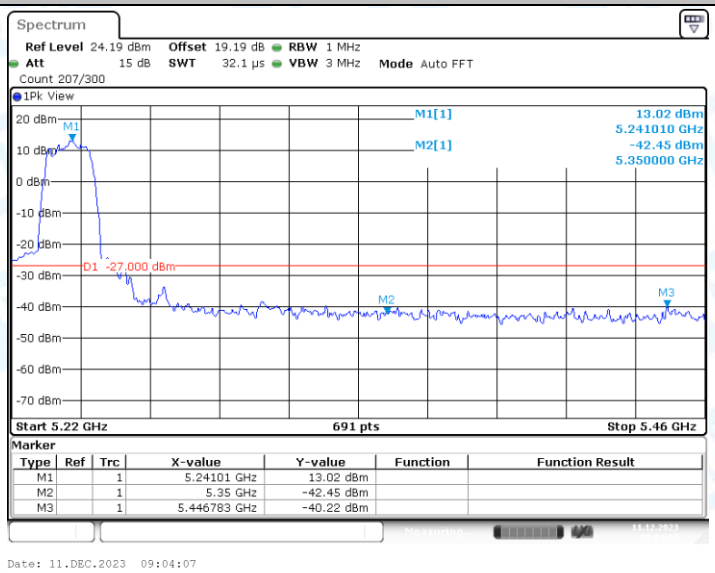

11N20SISO_Ant1_Low_5180

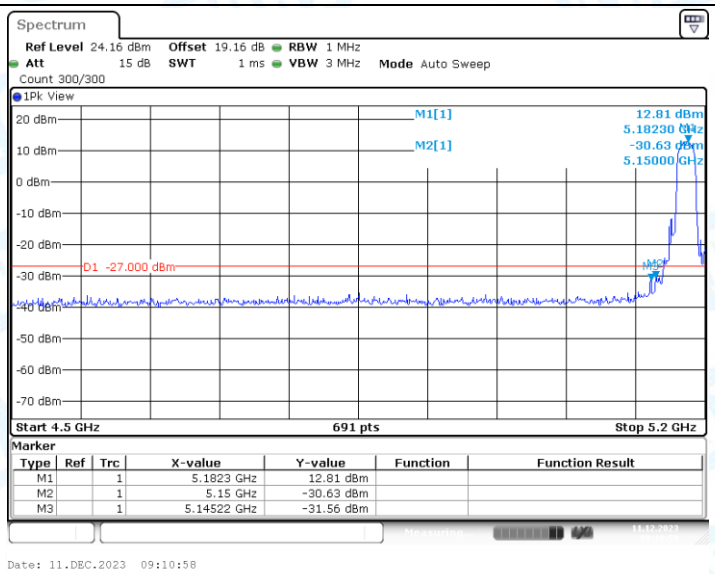

11N20SISO_Ant1_High_5240

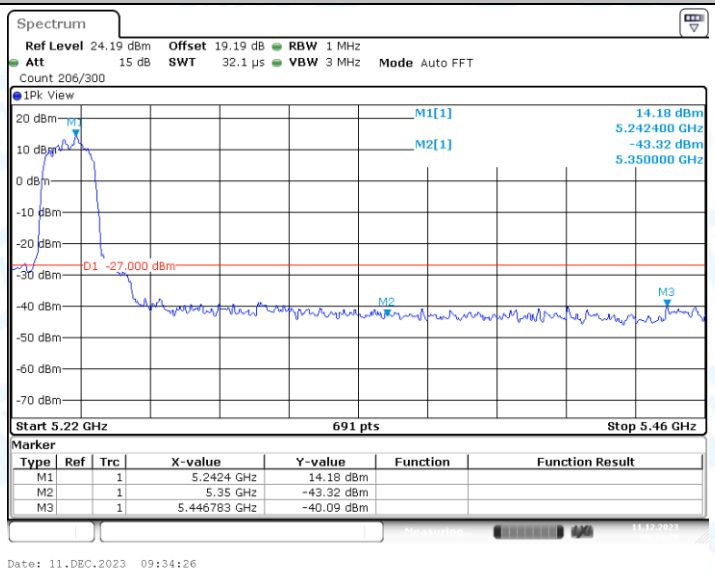

11N40SISO_Ant1_Low_5190

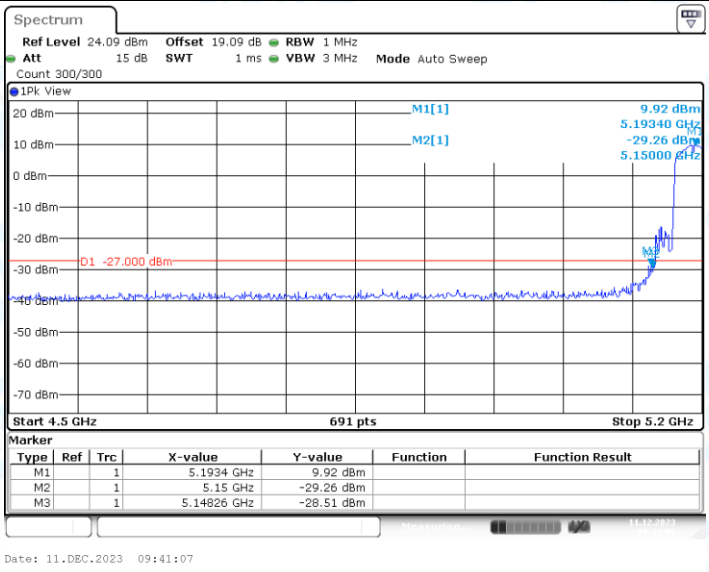

11N40SISO_Ant1_High_5230

11AC20SISO_Ant1_Low_5180

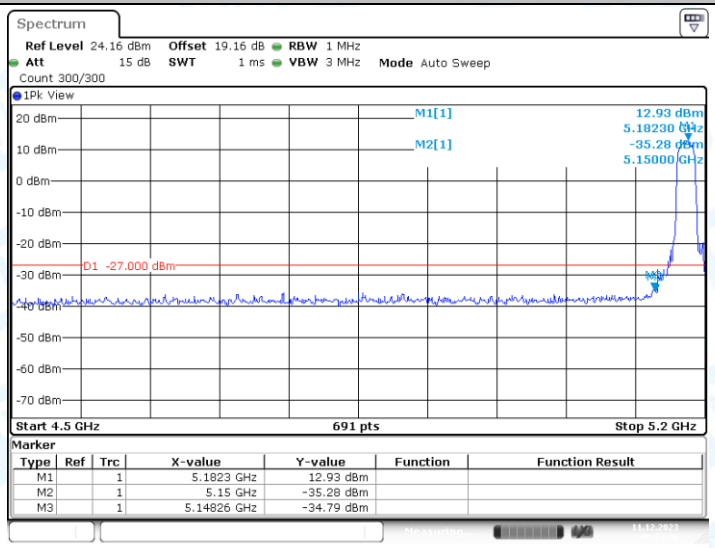

11AC20SISO_Ant1_High_5240

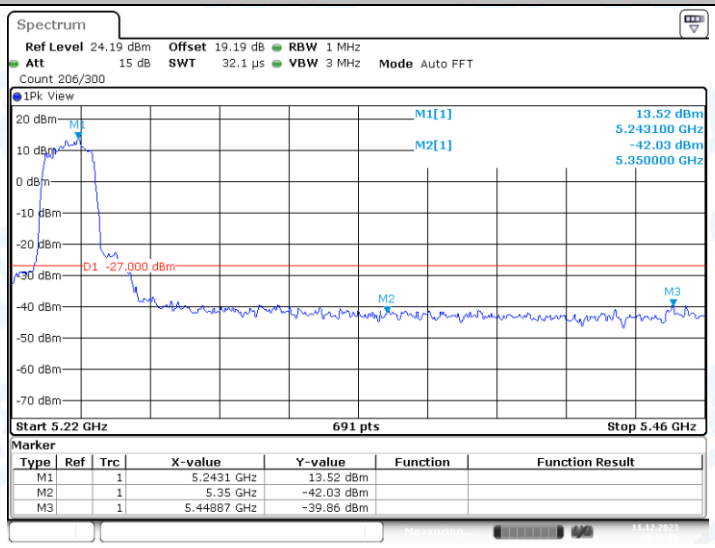

11AC40SISO_Ant1_Low_5190

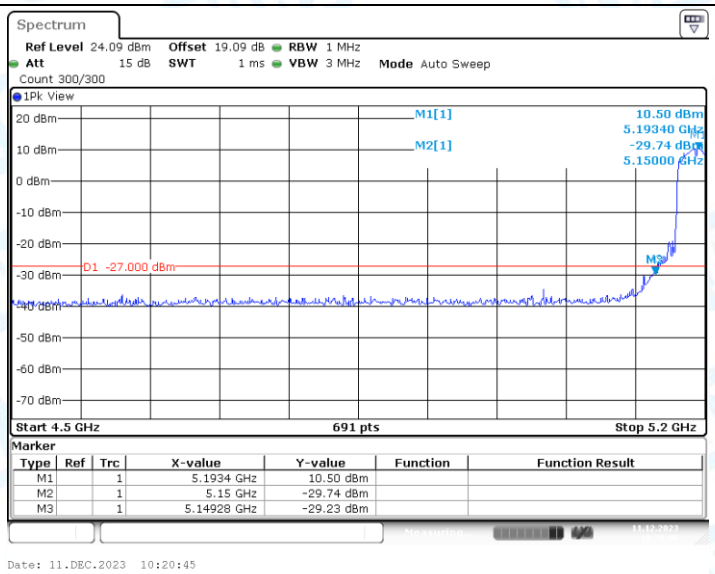

11AC40SISO_Ant1_High_5230

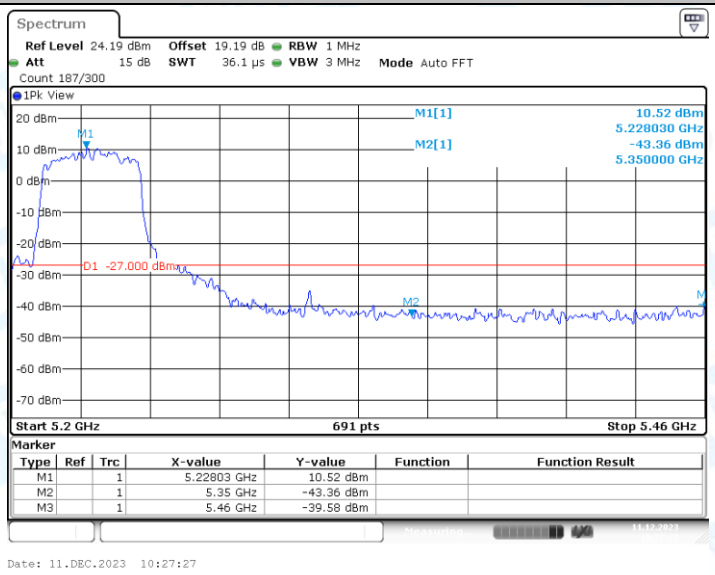

11A_Ant1_Low_5745

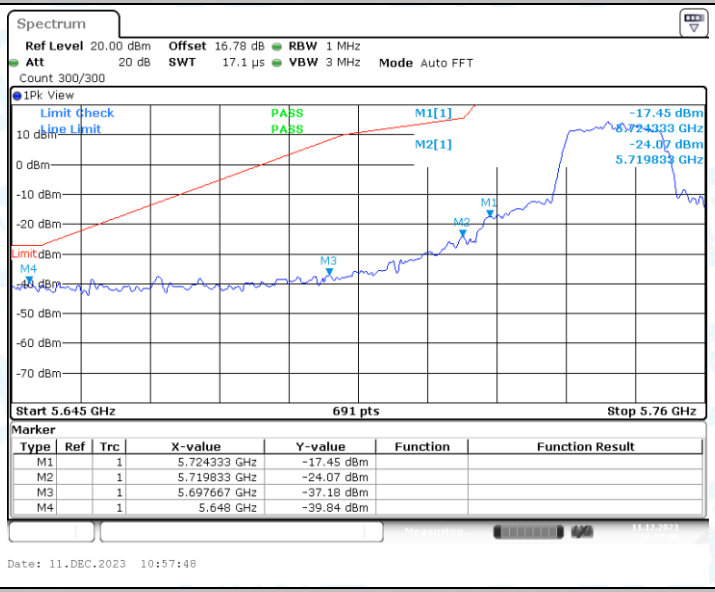

11A_Ant1_High_5825

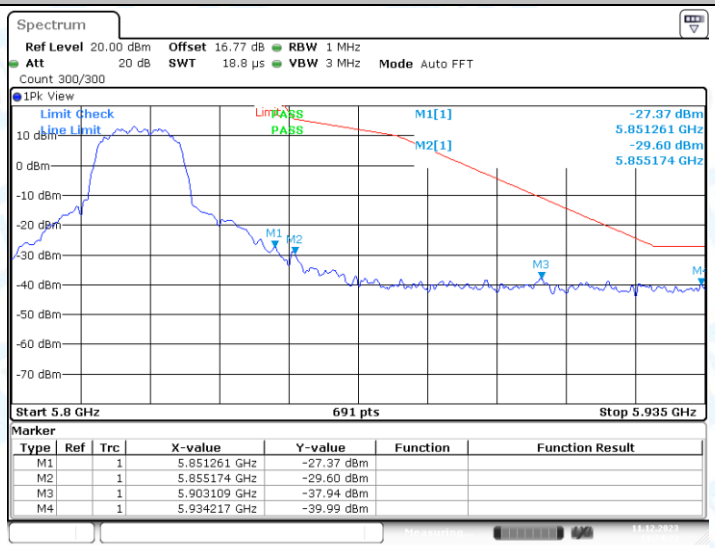

11N20SISO_Ant1_Low_5745

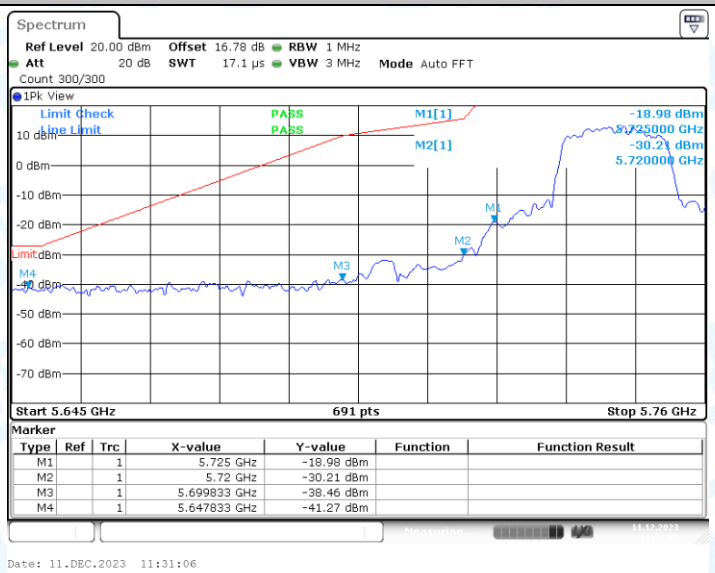

11N20SISO_Ant1_High_5825

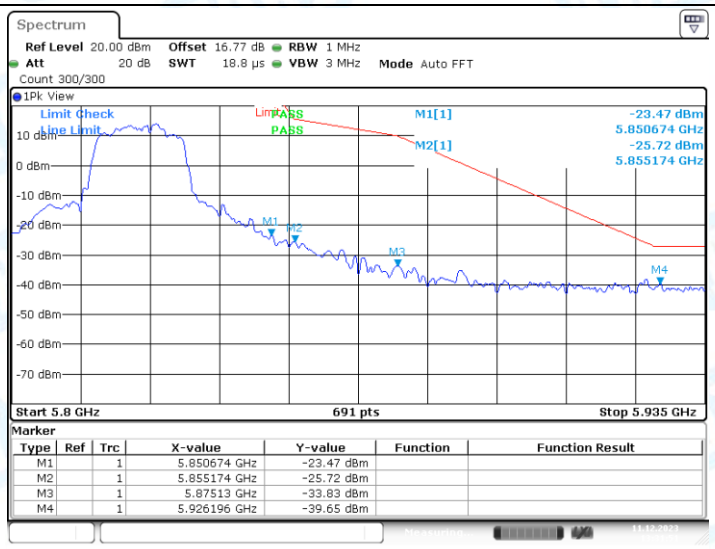

11N40SISO_Ant1_Low_5755

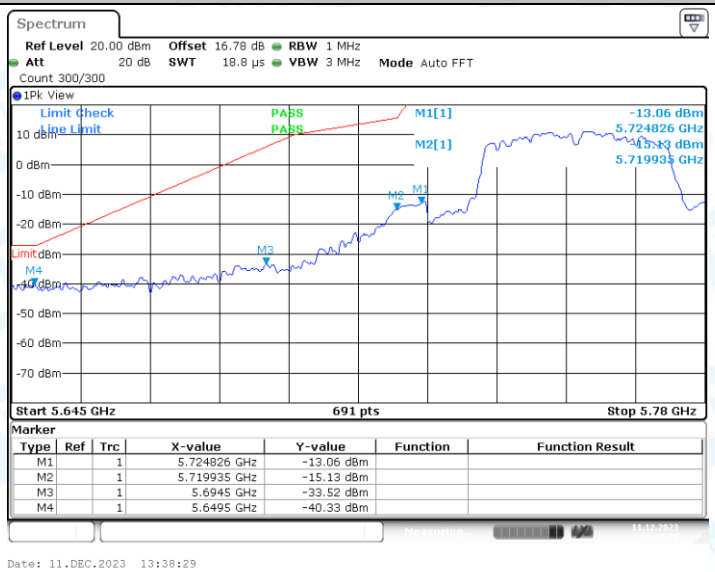

11N40SISO_Ant1_High_5795

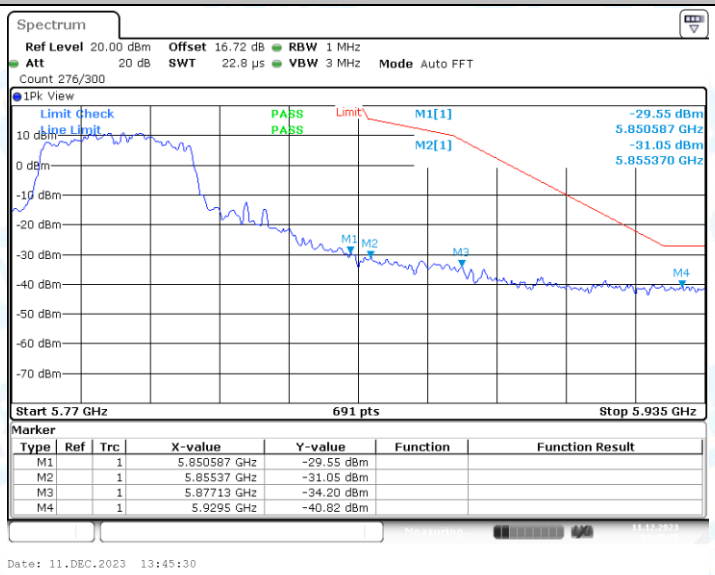

11AC20SISO_Ant1_Low_5745

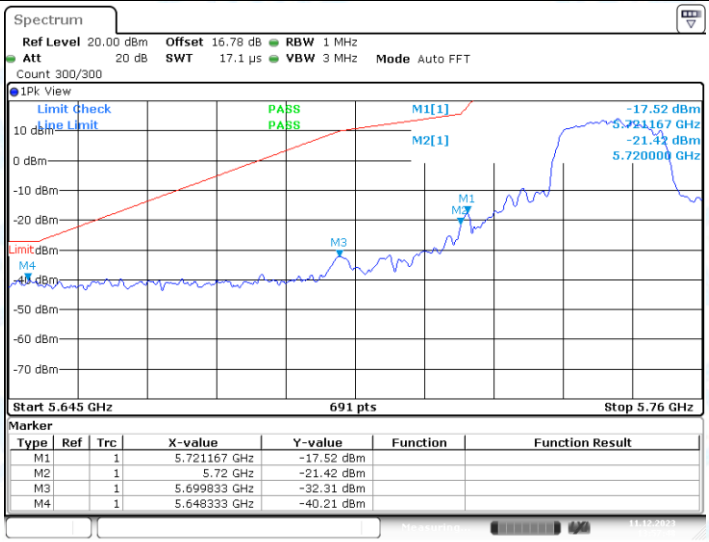

11AC20SISO_Ant1_High_5825

11AC40SISO_Ant1_Low_5755

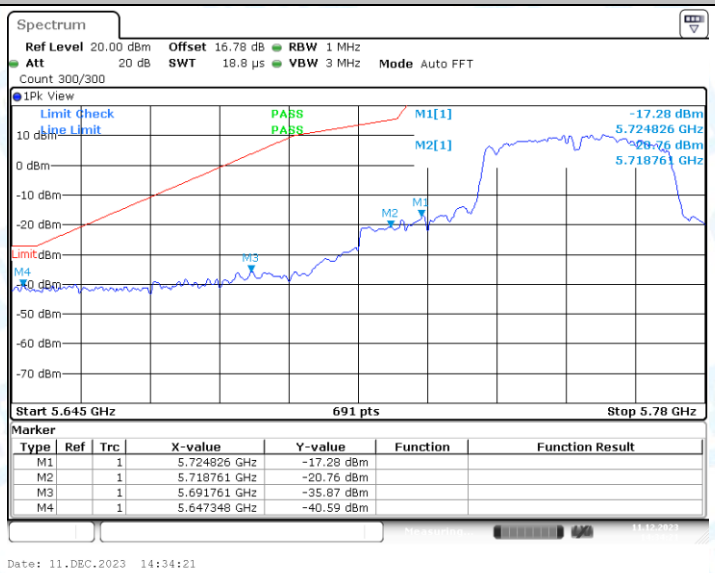

11AC40SISO_Ant1_High_5795

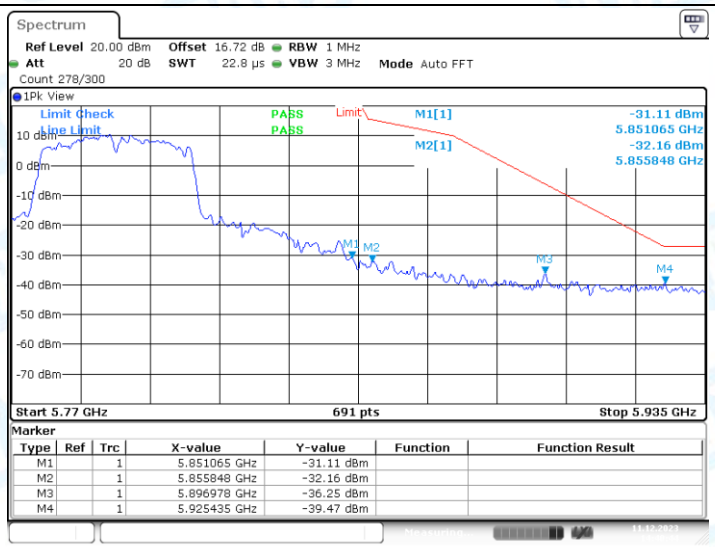
Spectrum
Ref Level 20.00 dBm Offset 16.72 dB RBW 1 MHz
Att 20 dB SWT 22.8 µs VBW 3 MHz Mode Auto FFT
Count 278/300
1Pk View
Limit Check PASS
Line Limit PASS
Limit
M1[1] -31.11 dBm 5.851065 GHz
M2[1] -32.16 dBm 5.855848 GHz
10 dBm
0 dBm
-10 dBm
-20 dBm
-30 dBm
-40 dBm
-50 dBm
-60 dBm
-70 dBm
M1
M2
M3
M4
Start 5.77 GHz 691 pts Stop 5.935 GHz
Marker
Type Ref Trc X-value Y-value Function Function Result
M1 1 5.851065 GHz -31.11 dBm
M2 1 5.855848 GHz -32.16 dBm
M3 1 5.896978 GHz -36.25 dBm
M4 1 5.925435 GHz -39.47 dBm
Date: 11.DEC.2023 14:40:44

7. Emissions in Restricted Bands

7.1.Test Result

TestMode	Antenna	ChName	Channel	Detector	Freq [MHz]	EIRP [dBm]	Limit [dBm]	Verdict
11A	Ant1	Low	5180	AV	4500.000	-50.14	≤-41.20	PASS
				AV	5032.609	-46.66	≤-41.20	PASS
				AV	5150.000	-47.06	≤-41.20	PASS
				Peak	4500.000	-34.55	≤-21.20	PASS
				Peak	4723.188	-31.1	≤-21.20	PASS
				Peak	5150.000	-27.28	≤-21.20	PASS
		High	5240	AV	5350.000	-48.02	≤-41.20	PASS
				AV	5447.478	-46.26	≤-41.20	PASS
				AV	5460.000	-48.33	≤-41.20	PASS
				Peak	5350.000	-36.83	≤-21.20	PASS
				Peak	5450.957	-34.34	≤-21.20	PASS
				Peak	5460.000	-37.93	≤-21.20	PASS
		Low	5745	Peak	5650.000	-38.17	≤-27.00	PASS
				Peak	5700.000	-30	≤10.00	PASS
				Peak	5720.000	-20.74	≤15.60	PASS
				Peak	5725.000	-13.93	≤27.00	PASS
		High	5825	Peak	5850.000	-22.94	≤15.60	PASS
				Peak	5855.000	-25.12	≤27.00	PASS
				Peak	5875.000	-32.29	≤15.60	PASS
				Peak	5925.000	-37.63	≤10.00	PASS
11N20SISO	Ant1	Low	5180	AV	4500.000	-50.32	≤-41.20	PASS
				AV	5032.609	-46.55	≤-41.20	PASS
				AV	5150.000	-47.41	≤-41.20	PASS
				Peak	4500.000	-35.35	≤-21.20	PASS
				Peak	5149.275	-28.78	≤-21.20	PASS
				Peak	5150.000	-31.38	≤-21.20	PASS
		High	5240	AV	5350.000	-48.18	≤-41.20	PASS
				AV	5447.478	-46.32	≤-41.20	PASS
				AV	5460.000	-48.13	≤-41.20	PASS
				Peak	5350.000	-38.14	≤-21.20	PASS
				Peak	5447.478	-35.01	≤-21.20	PASS
				Peak	5460.000	-38.77	≤-21.20	PASS
		Low	5745	Peak	5650.000	-38.54	≤-27.00	PASS
				Peak	5700.000	-35.01	≤10.00	PASS
				Peak	5720.000	-26.75	≤15.60	PASS
				Peak	5725.000	-18.85	≤27.00	PASS
		High	5825	Peak	5850.000	-20.08	≤15.60	PASS
				Peak	5855.000	-21.48	≤27.00	PASS
				Peak	5875.000	-30.68	≤15.60	PASS

				Peak	5925.000	-37.92	≤10.00	PASS
11N40SISO	Ant1	Low	5190	AV	4500.000	-49.95	≤-41.20	PASS
				AV	5149.275	-45.9	≤-41.20	PASS
				AV	5150.000	-45.75	≤-41.20	PASS
				Peak	4500.000	-34.74	≤-21.20	PASS
				Peak	5149.275	-24.19	≤-21.20	PASS
				Peak	5150.000	-22.27	≤-21.20	PASS
		High	5230	AV	5350.000	-48.22	≤-41.20	PASS
				AV	5447.188	-46.13	≤-41.20	PASS
				AV	5460.000	-47.92	≤-41.20	PASS
				Peak	5350.000	-38.93	≤-21.20	PASS
				Peak	5406.116	-35.55	≤-21.20	PASS
				Peak	5460.000	-37.4	≤-21.20	PASS
		Low	5755	Peak	5650.000	-38.04	≤-27.00	PASS
				Peak	5700.000	-29.92	≤10.00	PASS
				Peak	5720.000	-14.99	≤15.60	PASS
				Peak	5725.000	-13.37	≤27.00	PASS
		High	5795	Peak	5850.000	-23.85	≤15.60	PASS
				Peak	5855.000	-27.76	≤27.00	PASS
				Peak	5875.000	-30.93	≤15.60	PASS
				Peak	5925.000	-38.06	≤10.00	PASS
11AC20SISO	Ant1	Low	5180	AV	4500.000	-50.38	≤-41.20	PASS
				AV	5032.609	-46.37	≤-41.20	PASS
				AV	5150.000	-47.5	≤-41.20	PASS
				Peak	4500.000	-34.42	≤-21.20	PASS
				Peak	5031.594	-31.08	≤-21.20	PASS
				Peak	5150.000	-32.4	≤-21.20	PASS
		High	5240	AV	5350.000	-48.16	≤-41.20	PASS
				AV	5446.783	-46.31	≤-41.20	PASS
				AV	5460.000	-48.15	≤-41.20	PASS
				Peak	5350.000	-38.06	≤-21.20	PASS
				Peak	5447.478	-34.44	≤-21.20	PASS
				Peak	5460.000	-36.93	≤-21.20	PASS
		Low	5745	Peak	5650.000	-38.44	≤-27.00	PASS
				Peak	5700.000	-34.16	≤10.00	PASS
				Peak	5720.000	-21.73	≤15.60	PASS
				Peak	5725.000	-14.76	≤27.00	PASS
		High	5825	Peak	5850.000	-21.58	≤15.60	PASS
				Peak	5855.000	-26.74	≤27.00	PASS
				Peak	5875.000	-37.18	≤15.60	PASS
				Peak	5925.000	-37.13	≤10.00	PASS
11AC40SISO	Ant1	Low	5190	AV	4500.000	-50	≤-41.20	PASS
				AV	5149.275	-45.03	≤-41.20	PASS
				AV	5150.000	-44.78	≤-41.20	PASS
				Peak	4500.000	-34.61	≤-21.20	PASS

				Peak	5148.261	-25.78	≤-21.20	PASS
				Peak	5150.000	-26.36	≤-21.20	PASS
		High	5230	AV	5350.000	-48.43	≤-41.20	PASS
				AV	5447.942	-45.95	≤-41.20	PASS
				AV	5460.000	-47.61	≤-41.20	PASS
				Peak	5350.000	-38.4	≤-21.20	PASS
				Peak	5455.855	-35.31	≤-21.20	PASS
				Peak	5460.000	-37.93	≤-21.20	PASS
		Low	5755	Peak	5650.000	-38.2	≤-27.00	PASS
				Peak	5700.000	-31.44	≤10.00	PASS
				Peak	5720.000	-15.06	≤15.60	PASS
				Peak	5725.000	-16.45	≤27.00	PASS
		High	5795	Peak	5850.000	-28.49	≤15.60	PASS
				Peak	5855.000	-29.28	≤27.00	PASS
				Peak	5875.000	-33.99	≤15.60	PASS
				Peak	5925.000	-37.22	≤10.00	PASS

Note:

1. The Antenna Gain is compensated in the graph.
2. For transmitters operating in 5150-5350 GHz band and 5470-5725 GHz band: The limit in dBm for average detector is conversion from 54dBuV/m, according to 15.209(a). The limit in dBm for peak detector is 20dB above the limit of average detector in dBm.

7.2.Test Graphs

11A_Ant1_Low_5180_AV

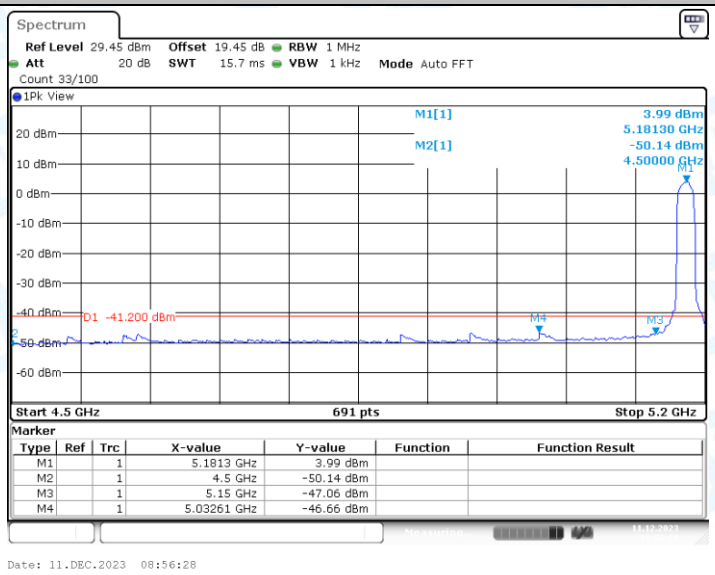

11A_Ant1_Low_5180_Peak

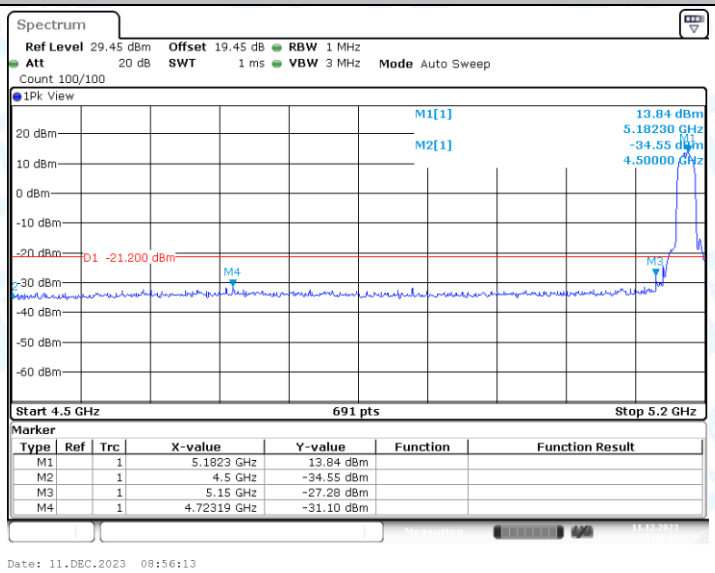

11A_Ant1_High_5240_AV

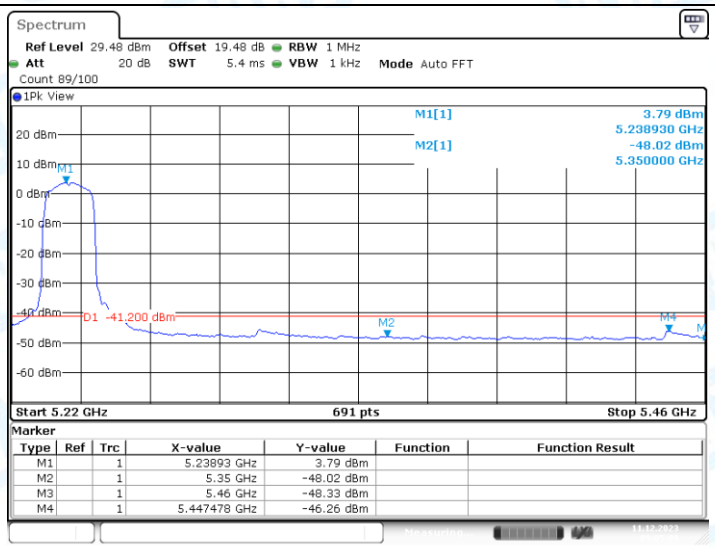

11A_Ant1_High_5240_Peak

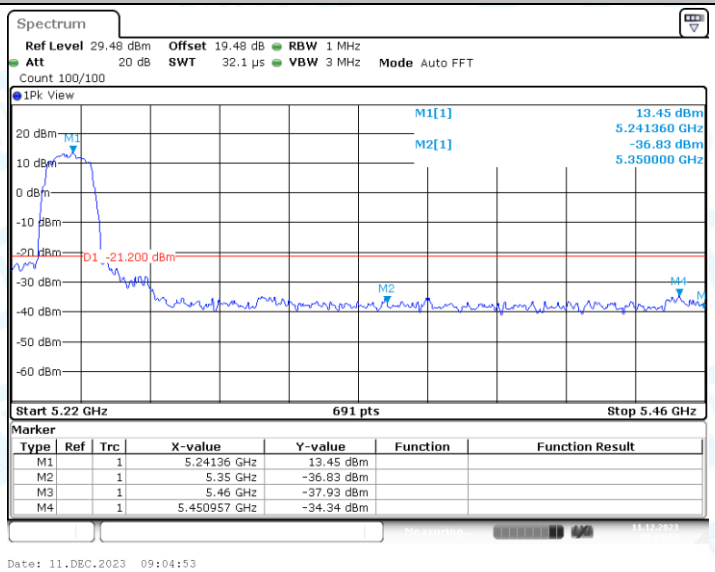

11A_Ant1_Low_5745_Peak

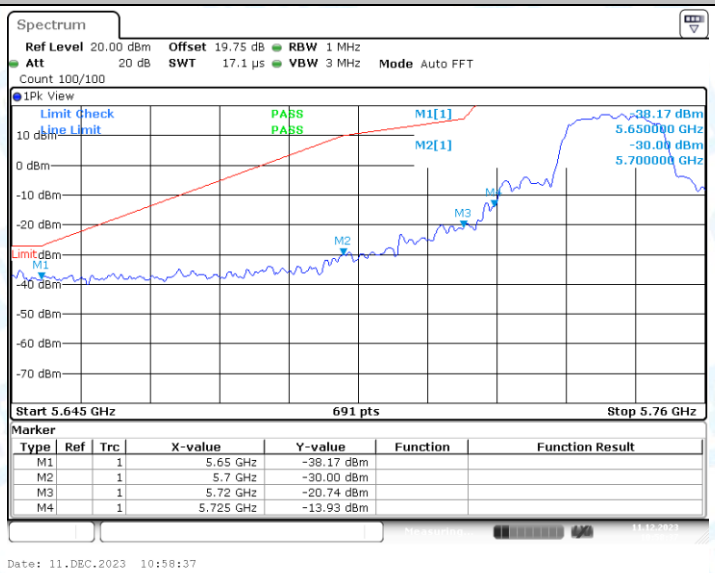

11A_Ant1_High_5825_Peak

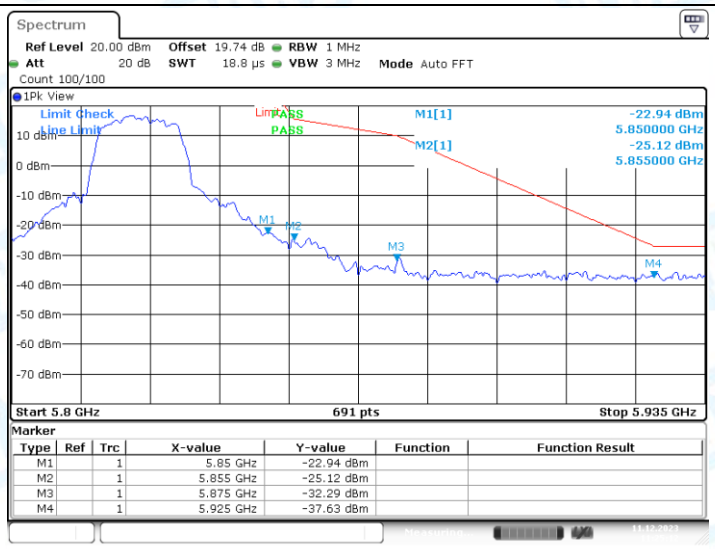

11N20SISO_Ant1_Low_5180_AV

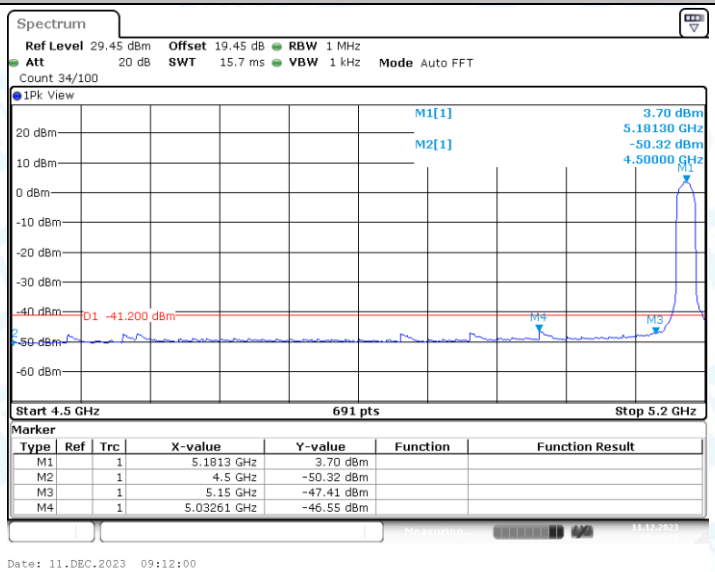

11N20SISO_Ant1_Low_5180_Peak

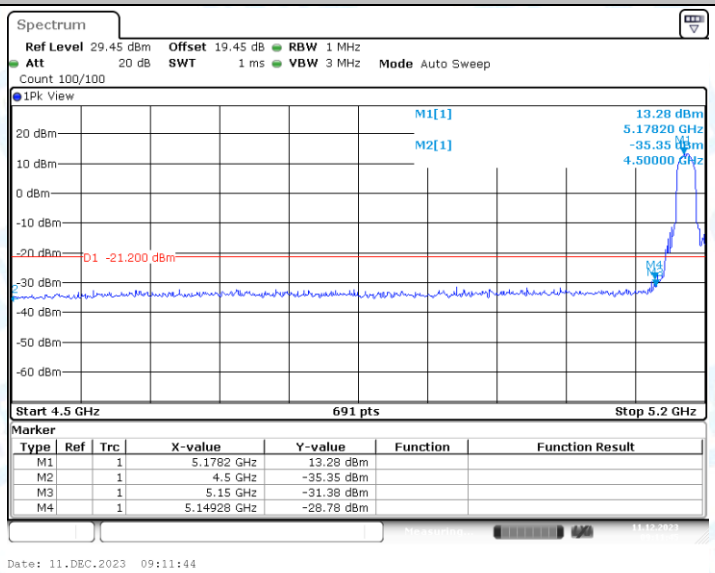

11N20SISO_Ant1_High_5240_AV

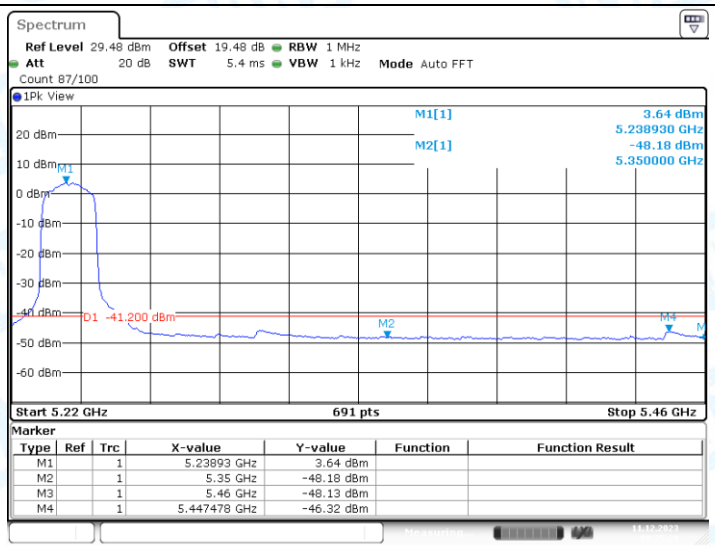

11N20SISO_Ant1_High_5240_Peak

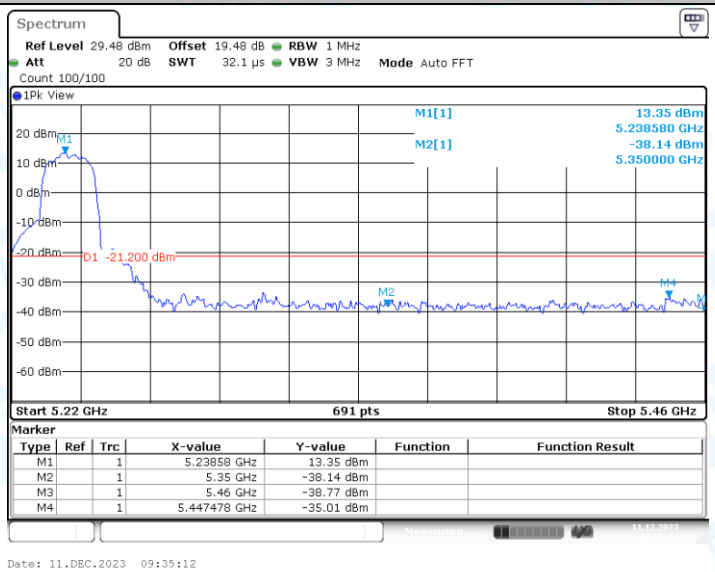

11N20SISO_Ant1_Low_5745_Peak

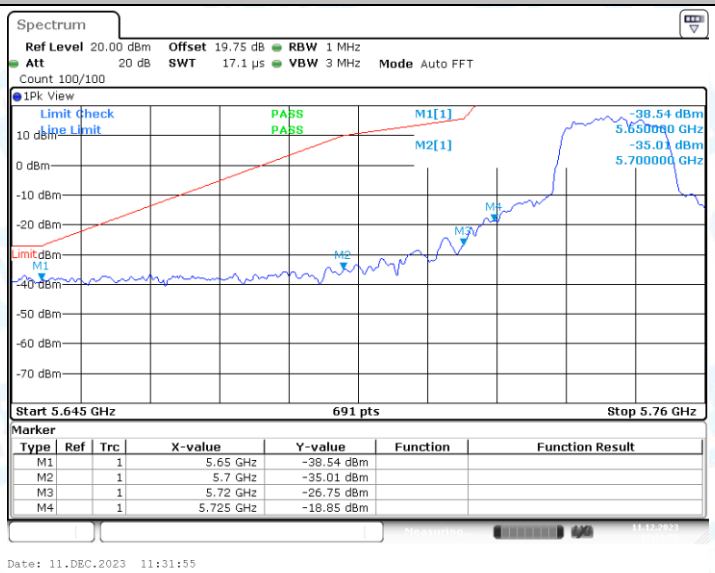

11N20SISO_Ant1_High_5825_Peak

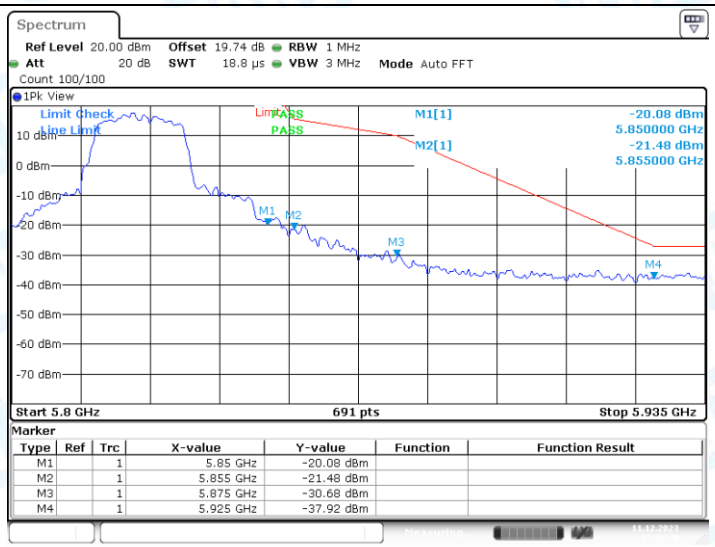

11N40SISO_Ant1_Low_5190_AV

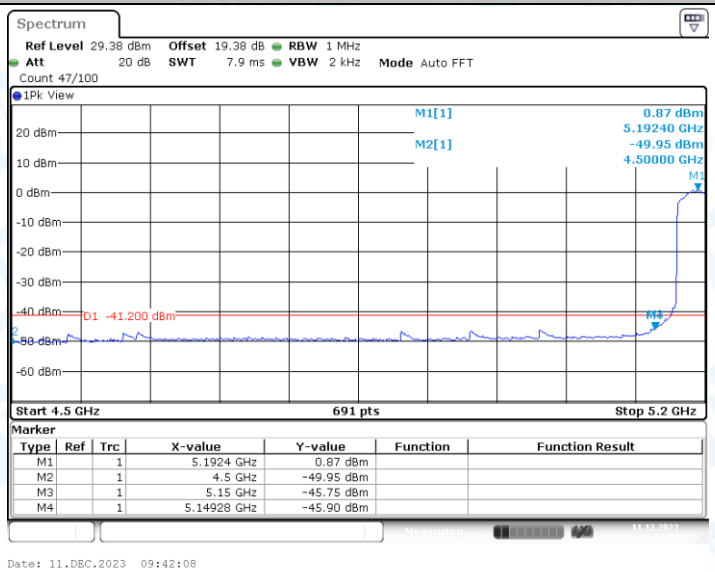

11N40SISO_Ant1_Low_5190_Peak

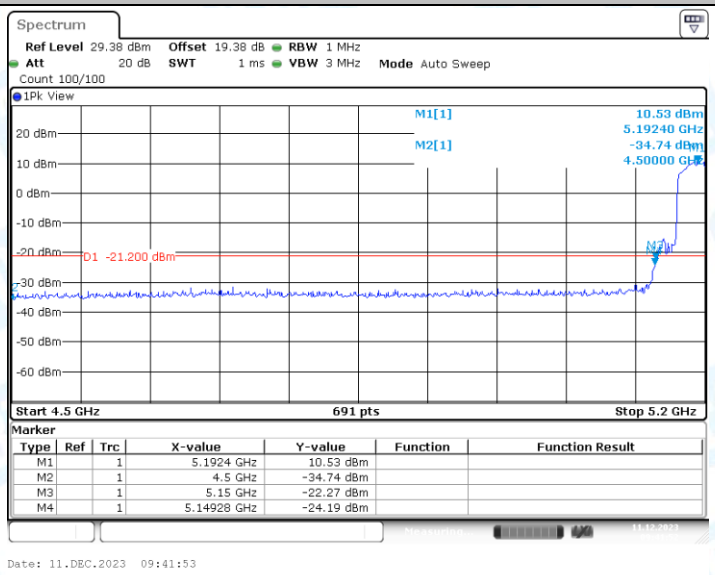

11N40SISO_Ant1_High_5230_AV

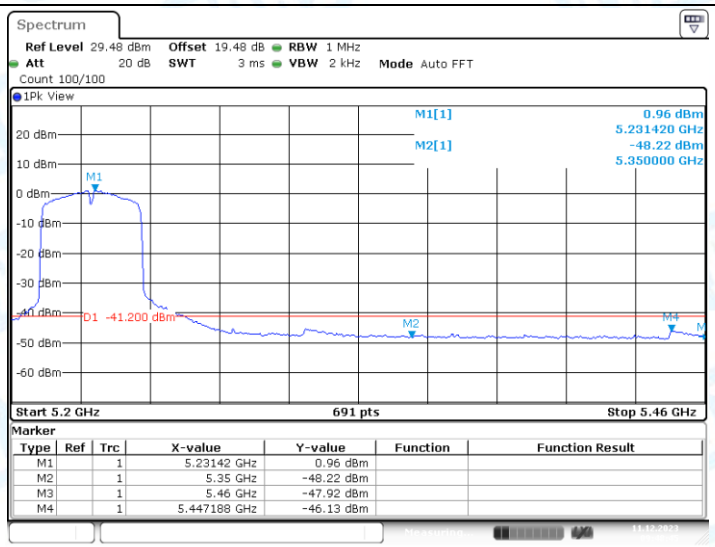

11N40SISO_Ant1_High_5230_Peak

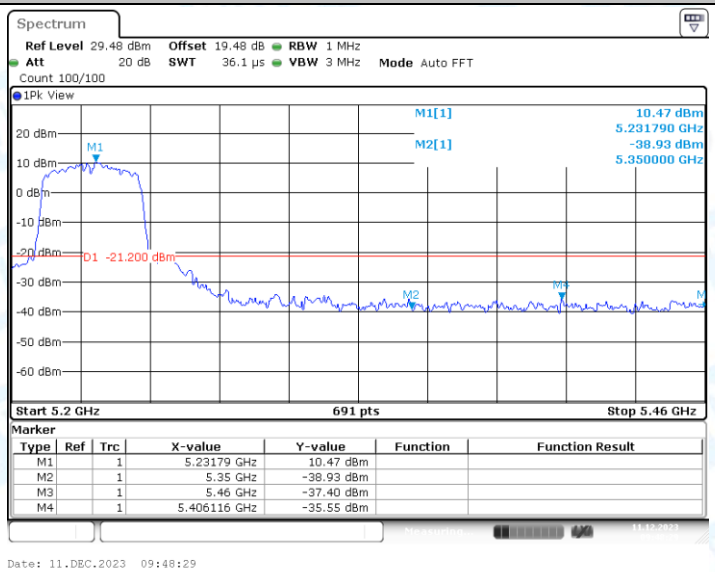

11N40SISO_Ant1_Low_5755_Peak

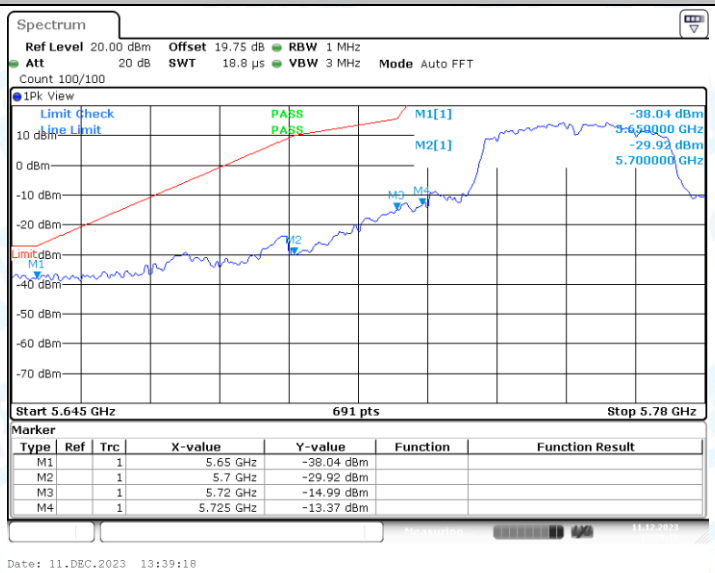

11N40SISO_Ant1_High_5795_Peak

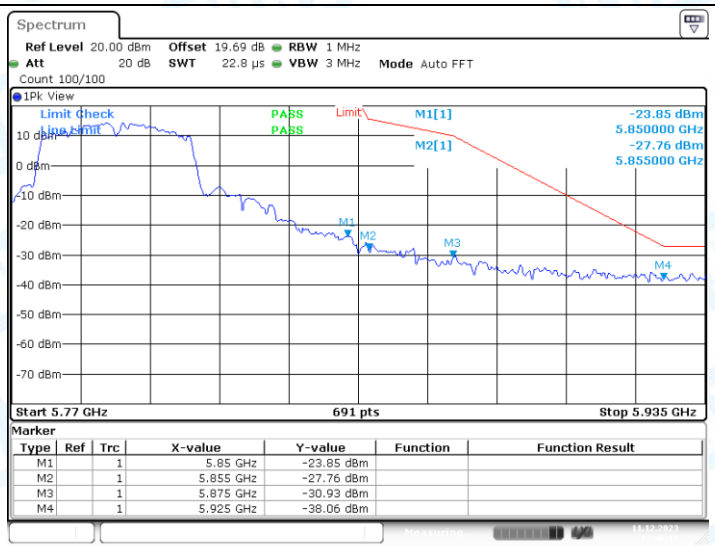

11AC20SISO_Ant1_Low_5180_AV

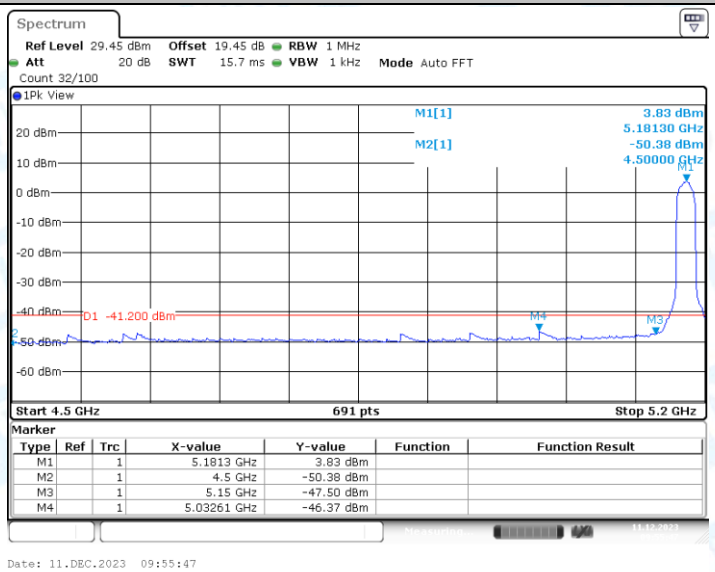

11AC20SISO_Ant1_Low_5180_Peak

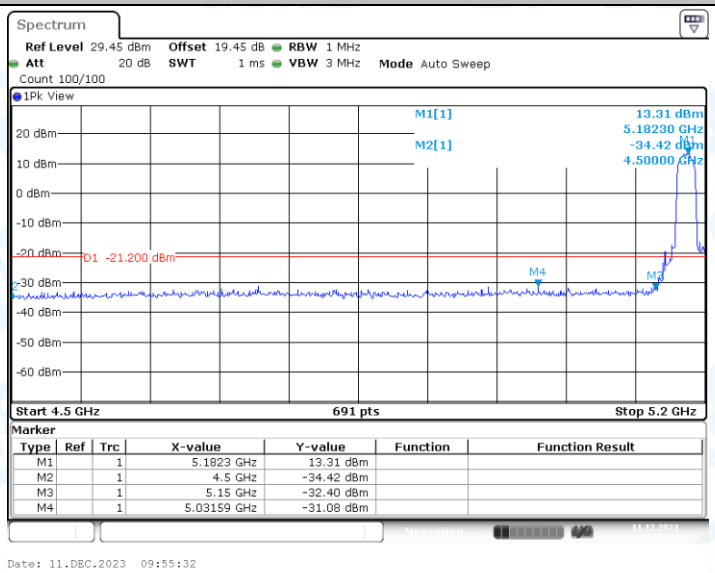

11AC20SISO_Ant1_High_5240_AV

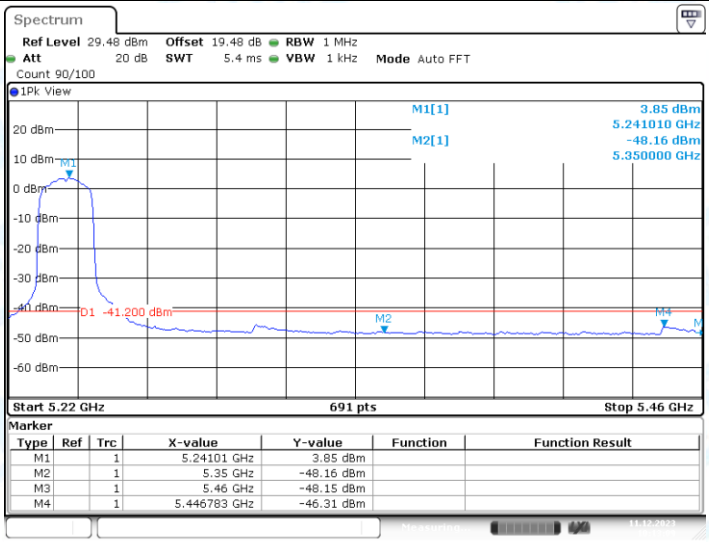

11AC20SISO_Ant1_High_5240_Peak

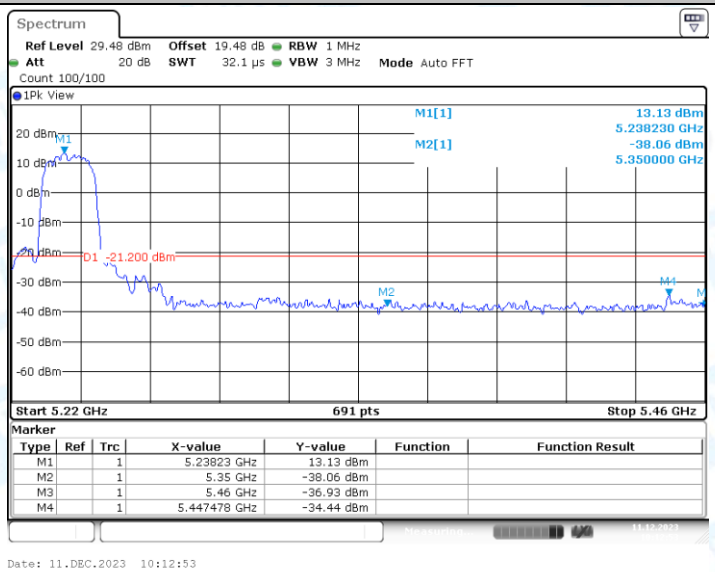

11AC20SISO_Ant1_Low_5745_Peak

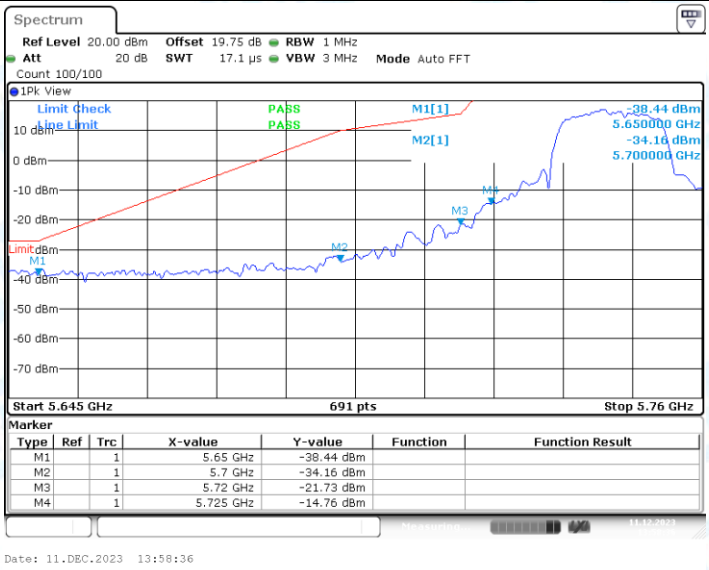

11AC20SISO_Ant1_High_5825_Peak

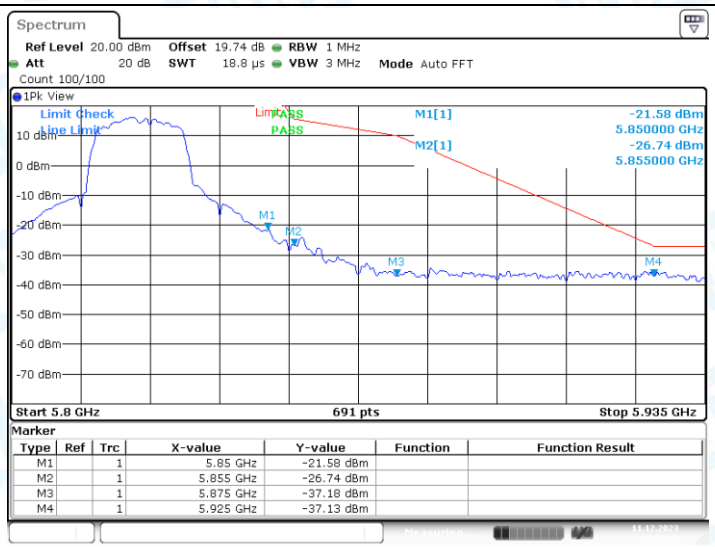

11AC40SISO_Ant1_Low_5190_AV

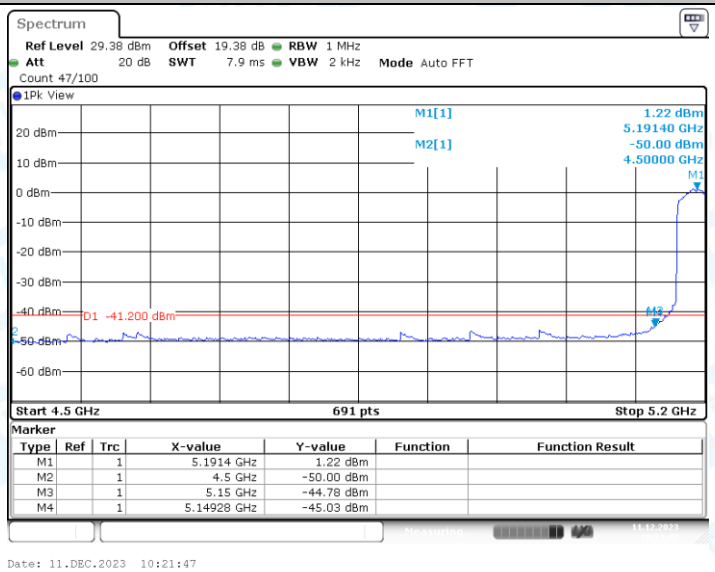

11AC40SISO_Ant1_Low_5190_Peak

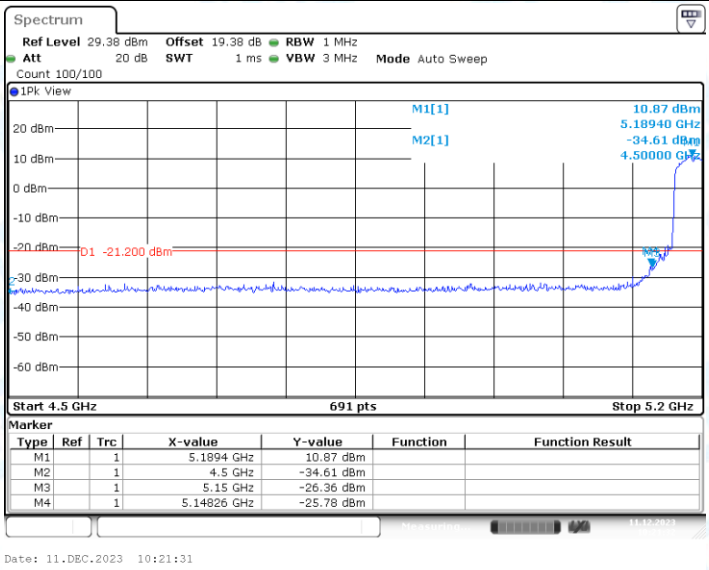

11AC40SISO_Ant1_High_5230_AV

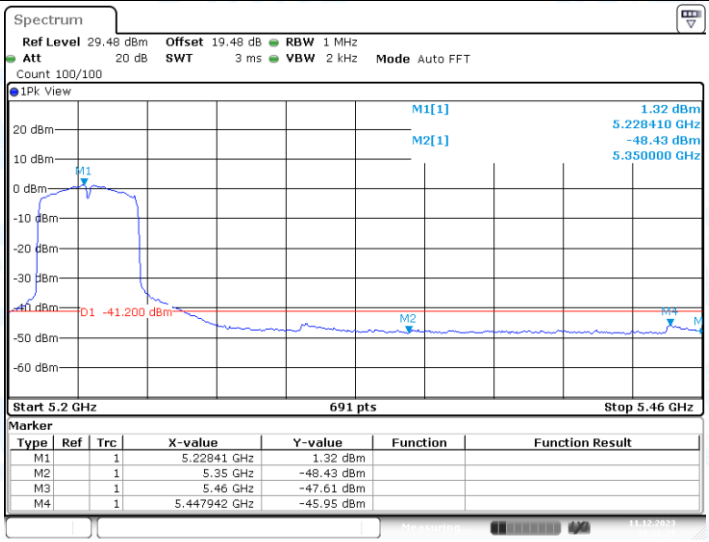

11AC40SISO_Ant1_High_5230_Peak

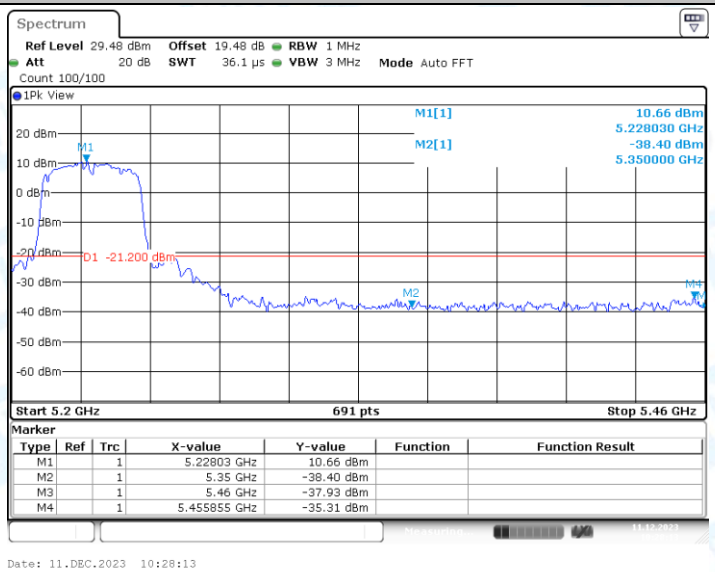

11AC40SISO_Ant1_Low_5755_Peak

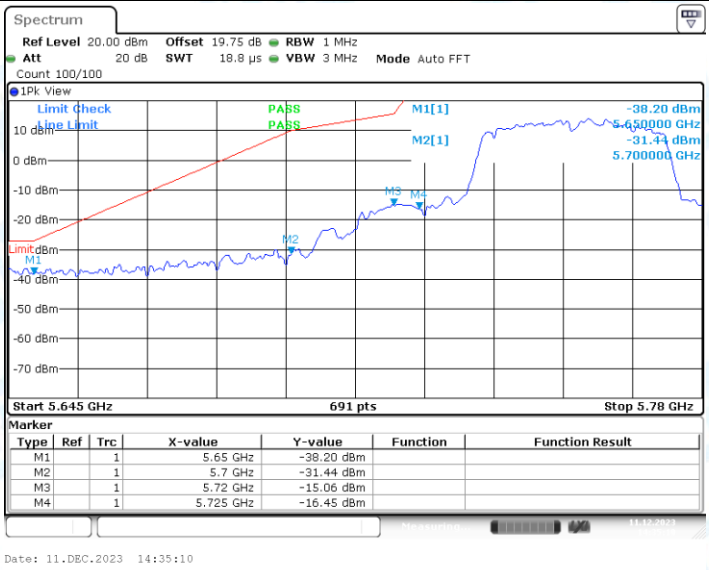

11AC40SISO_Ant1_High_5795_Peak

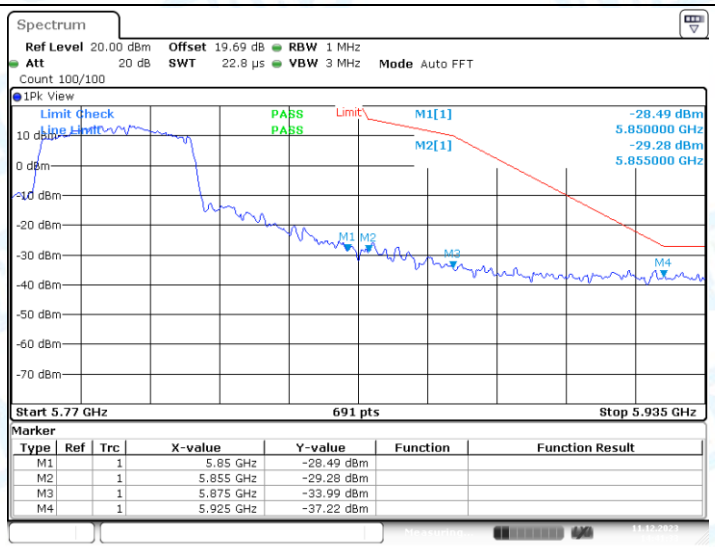
Spectrum
Ref Level 20.00 dBm Offset 19.69 dB RBW 1 MHz
Att 20 dB SWT 22.8 µs VBW 3 MHz Mode Auto FFT
Count 100/100
1Pk View
Limit Check PASS
Line Limit PASS
Limit
M1[1] -28.49 dBm 5.850000 GHz
M2[1] -29.28 dBm 5.855000 GHz
10 dBm
0 dBm
-10 dBm
-20 dBm
-30 dBm
-40 dBm
-50 dBm
-60 dBm
-70 dBm
Start 5.77 GHz 691 pts Stop 5.935 GHz
Marker
Type Ref Trc X-value Y-value Function Function Result
M1 1 5.85 GHz -28.49 dBm
M2 1 5.855 GHz -29.28 dBm
M3 1 5.875 GHz -33.99 dBm
M4 1 5.925 GHz -37.22 dBm
Date: 11.DEC.2023 14:41:33

8. Conducted Spurious Emission

8.1.Test Result

TestMode	Antenna	Channel	FreqRange [MHz]	Max. Fre [MHz]	Max. Level [dBm]	Limit [dBm]	Verdict
11A	Ant1	5180	30~1000	972.57	-47.44	≤-27	PASS
			1000~40000	39026.3	-35.32	≤-27	PASS
		5200	30~1000	509.47	-47.12	≤-27	PASS
			1000~40000	6133.7	-35.35	≤-27	PASS
		5240	30~1000	705.24	-46.57	≤-27	PASS
			1000~40000	39838.8	-36.27	≤-27	PASS
		5745	30~1000	863.64	-46.93	≤-27	PASS
			1000~40000	39949.3	-36.39	≤-27	PASS
		5785	30~1000	891.87	-47.92	≤-27	PASS
			1000~40000	39567.1	-35.75	≤-27	PASS
		5825	30~1000	860.44	-47.83	≤-27	PASS
			1000~40000	39394.2	-35.58	≤-27	PASS
11N20SISO	Ant1	5180	30~1000	890.31	-47.07	≤-27	PASS
			1000~40000	39108.2	-36.26	≤-27	PASS
		5200	30~1000	895.94	-47.56	≤-27	PASS
			1000~40000	6978.7	-35.62	≤-27	PASS
		5240	30~1000	816.63	-47.47	≤-27	PASS
			1000~40000	39884.3	-35.68	≤-27	PASS
		5745	30~1000	963.22	-46.05	≤-27	PASS
			1000~40000	39957.1	-34.73	≤-27	PASS
		5785	30~1000	860.41	-47.45	≤-27	PASS
			1000~40000	39291.5	-36.27	≤-27	PASS
		5825	30~1000	888.02	-47.14	≤-27	PASS
			1000~40000	39938.9	-36.15	≤-27	PASS
11N40SISO	Ant1	5190	30~1000	624.22	-47.66	≤-27	PASS
			1000~40000	39457.9	-36.24	≤-27	PASS
		5230	30~1000	888.47	-46.46	≤-27	PASS
			1000~40000	39325.3	-36.02	≤-27	PASS
		5755	30~1000	892.67	-46.61	≤-27	PASS
			1000~40000	39516.4	-35.98	≤-27	PASS
		5795	30~1000	710.13	-46.95	≤-27	PASS
			1000~40000	39998.7	-35.56	≤-27	PASS
11AC20SISO	Ant1	5180	30~1000	888.73	-48.35	≤-27	PASS
			1000~40000	39675	-36.13	≤-27	PASS
		5200	30~1000	890.35	-47.3	≤-27	PASS
			1000~40000	39957.1	-35.8	≤-27	PASS
		5240	30~1000	888.79	-47.55	≤-27	PASS
			1000~40000	39975.3	-35.85	≤-27	PASS
		5745	30~1000	707.09	-46.92	≤-27	PASS

			1000~40000	39935	-36.14	≤-27	PASS
		5785	30~1000	868.68	-47.08	≤-27	PASS
			1000~40000	39990.9	-36.36	≤-27	PASS
		5825	30~1000	888.6	-47.11	≤-27	PASS
			1000~40000	38221.6	-36.53	≤-27	PASS
11AC40SISO	Ant1	5190	30~1000	199.24	-47.92	≤-27	PASS
			1000~40000	6917.6	-36.07	≤-27	PASS
		5230	30~1000	952.97	-47.72	≤-27	PASS
			1000~40000	39698.4	-35.44	≤-27	PASS
		5755	30~1000	888.18	-46.01	≤-27	PASS
			1000~40000	39355.2	-35.79	≤-27	PASS
		5795	30~1000	889.7	-46.36	≤-27	PASS
			1000~40000	39550.2	-36.1	≤-27	PASS

8.2.Test Graphs

11A_Ant1_5180_30~1000

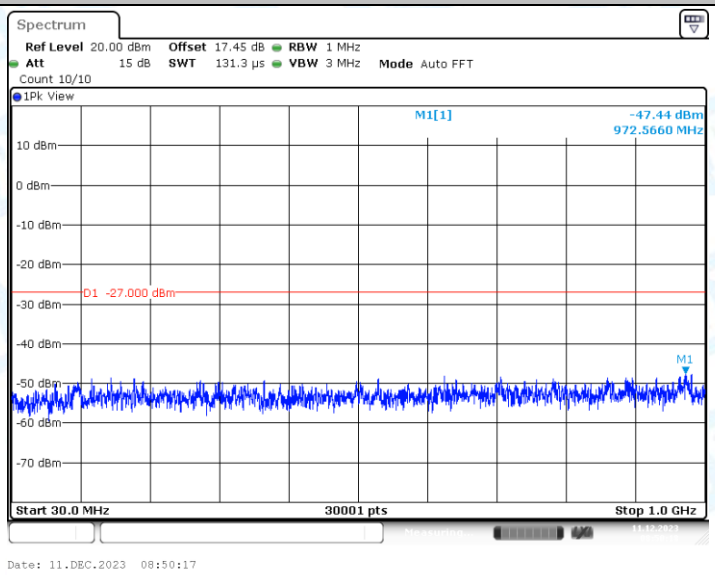

11A_Ant1_5180_1000~40000

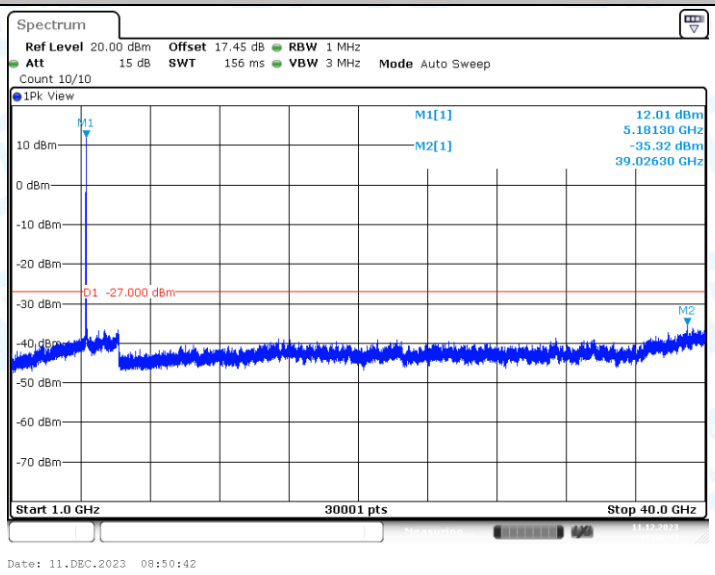

11A_Ant1_5200_30~1000

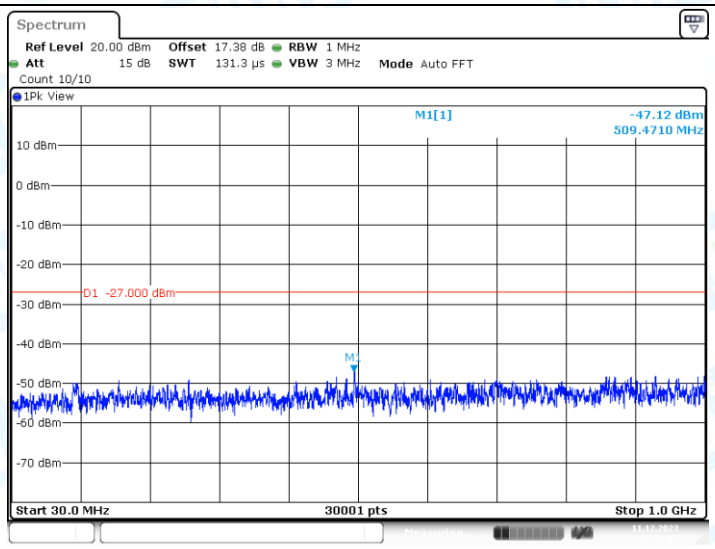

11A_Ant1_5200_1000~40000

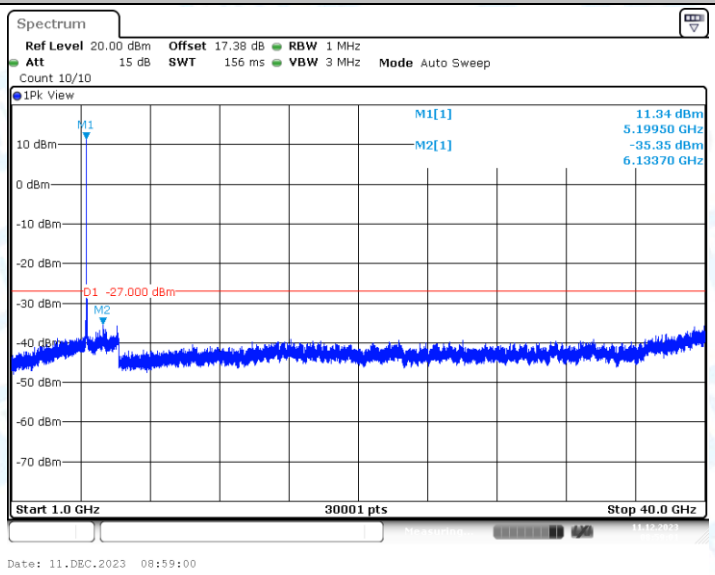

11A_Ant1_5240_30~1000

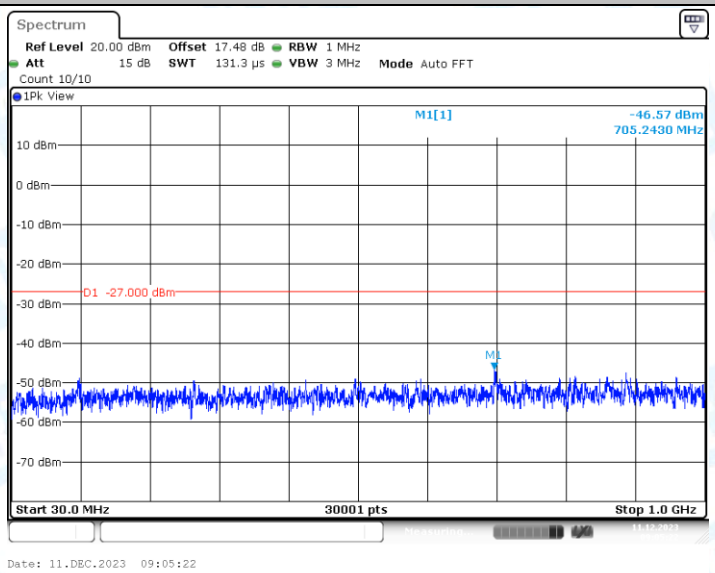

11A_Ant1_5240_1000~40000

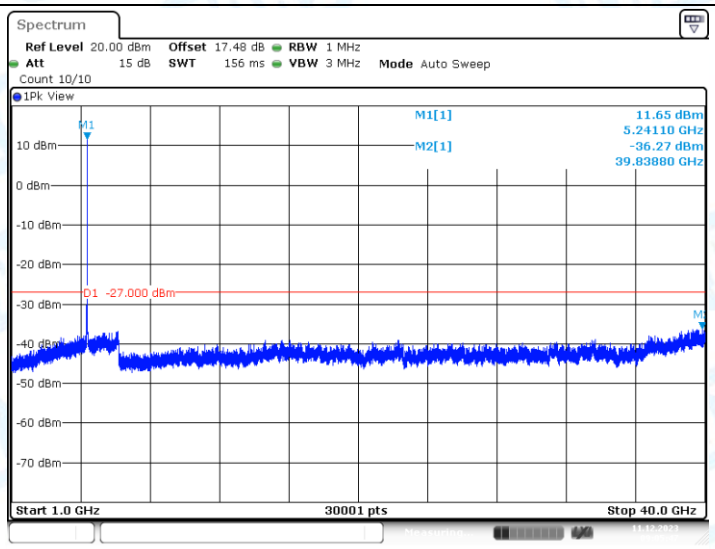

11A_Ant1_5745_30~1000

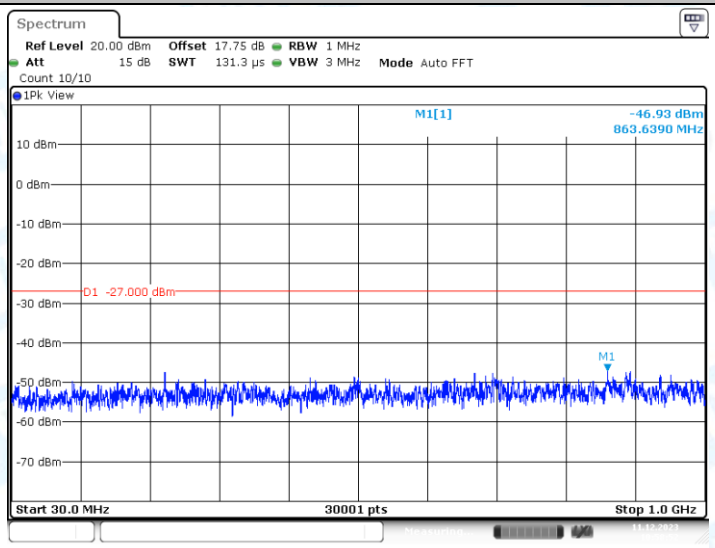

11A_Ant1_5745_1000~40000

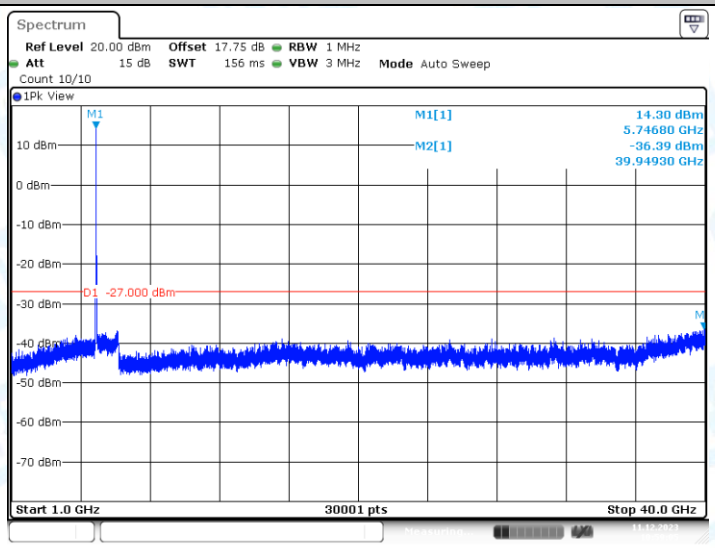

11A_Ant1_5785_30~1000

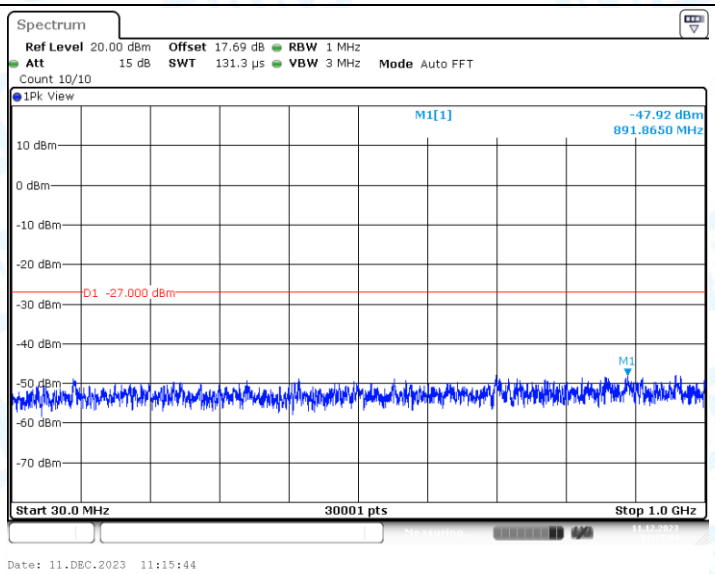

11A_Ant1_5785_1000~40000

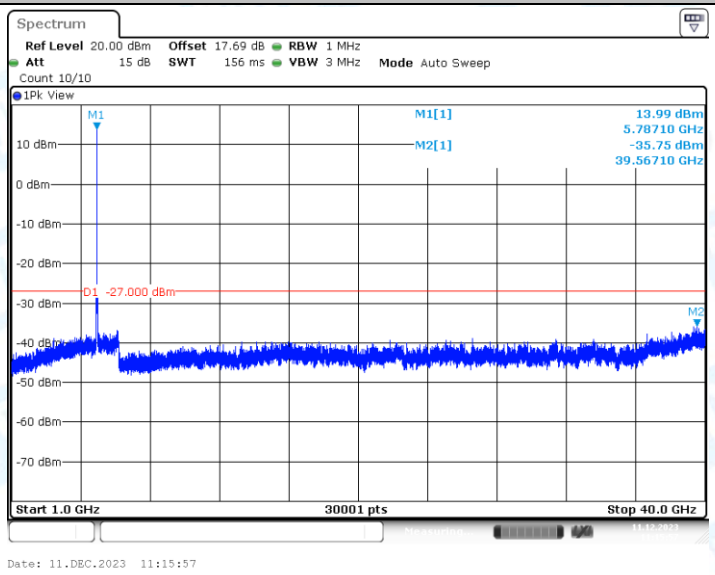

11A_Ant1_5825_30~1000

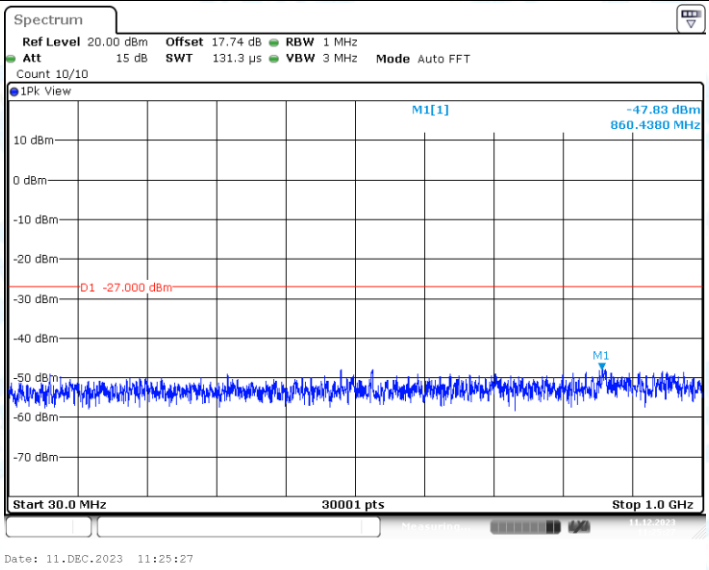

11A_Ant1_5825_1000~40000

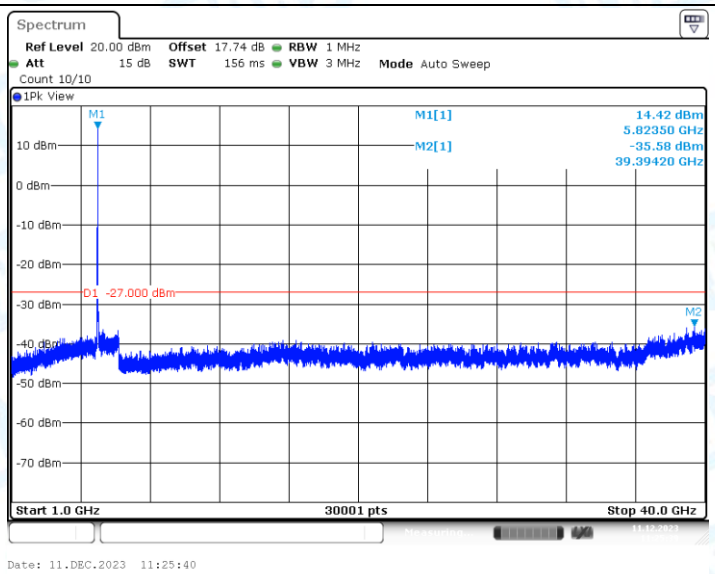

11N20SISO_Ant1_5180_30~1000

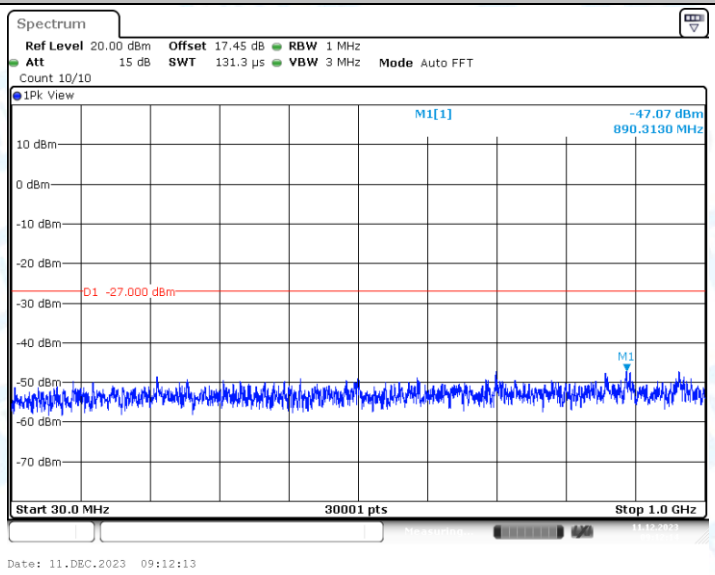

11N20SISO_Ant1_5180_1000~40000

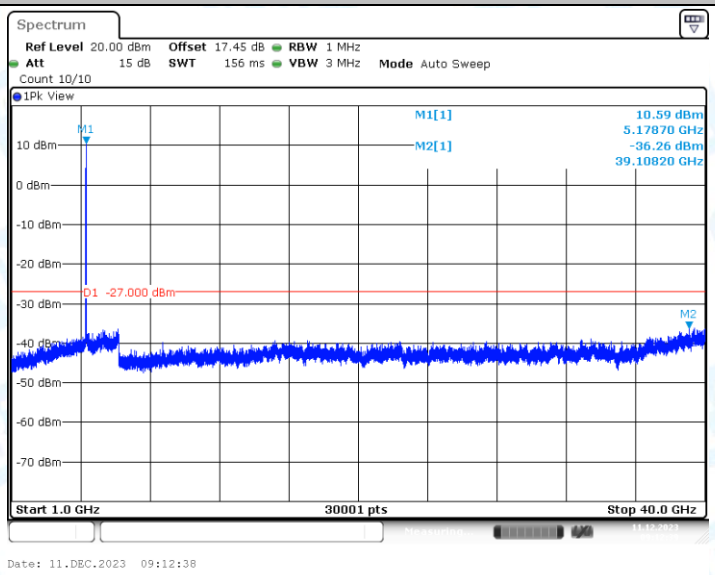

11N20SISO_Ant1_5200_30~1000

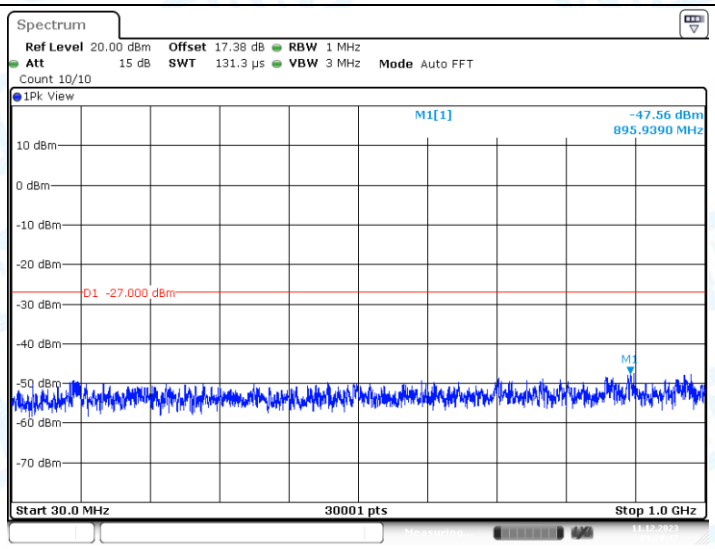

11N20SISO_Ant1_5200_1000~40000

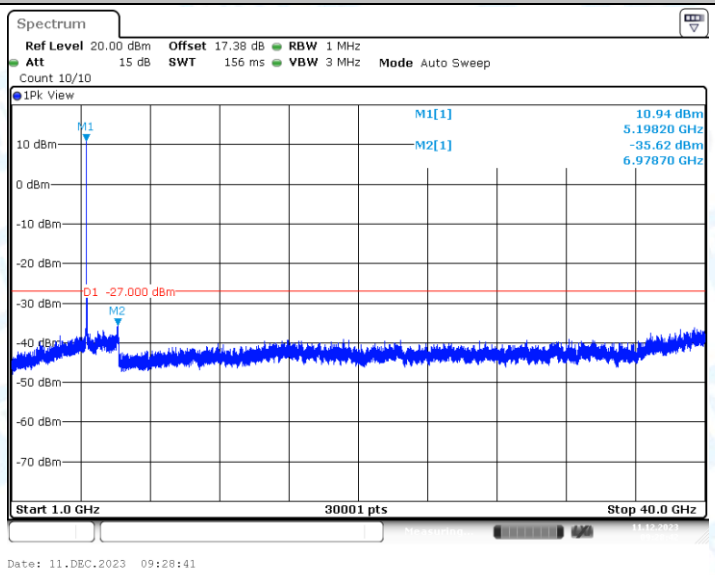

11N20SISO_Ant1_5240_30~1000

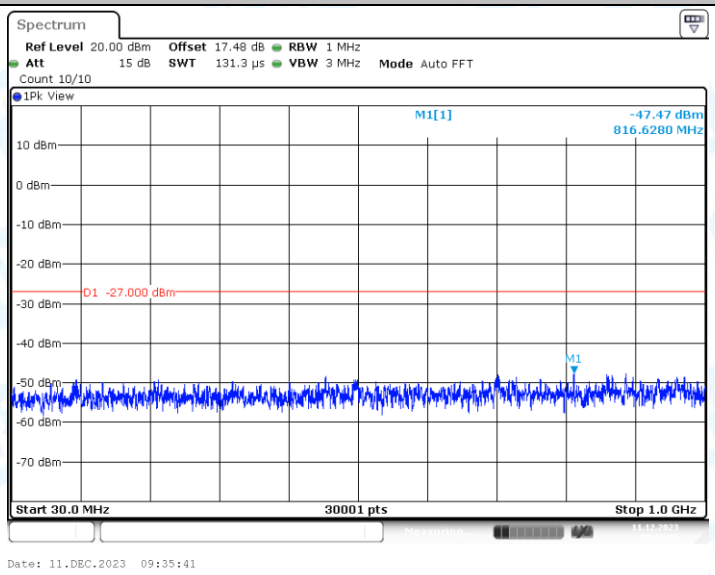

11N20SISO_Ant1_5240_1000~40000

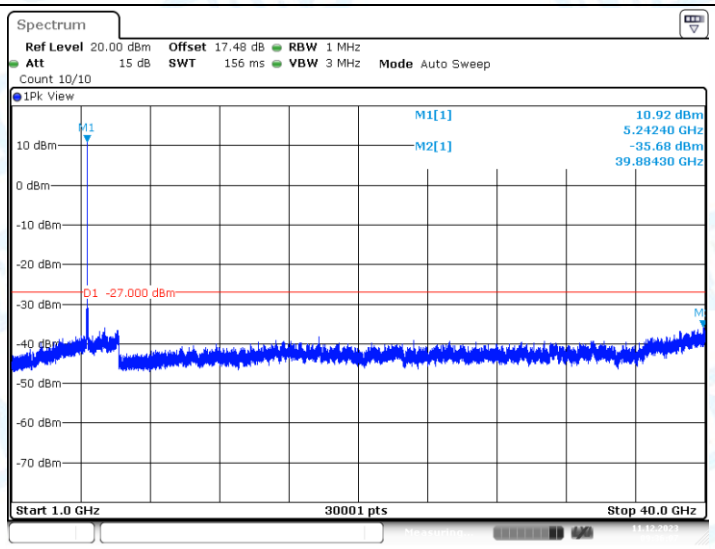

11N20SISO_Ant1_5745_30~1000

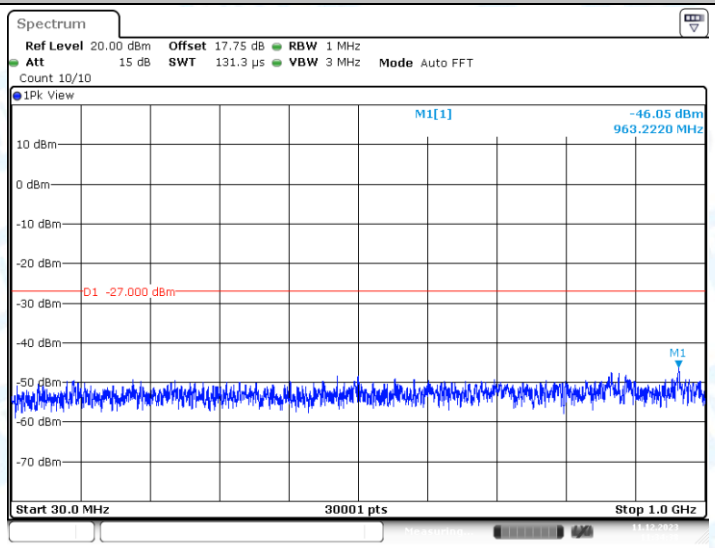

11N20SISO_Ant1_5745_1000~40000

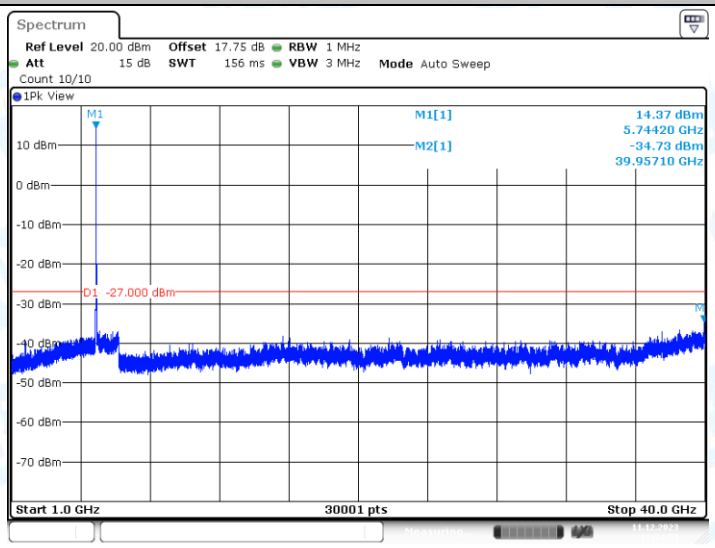

11N20SISO_Ant1_5785_30~1000

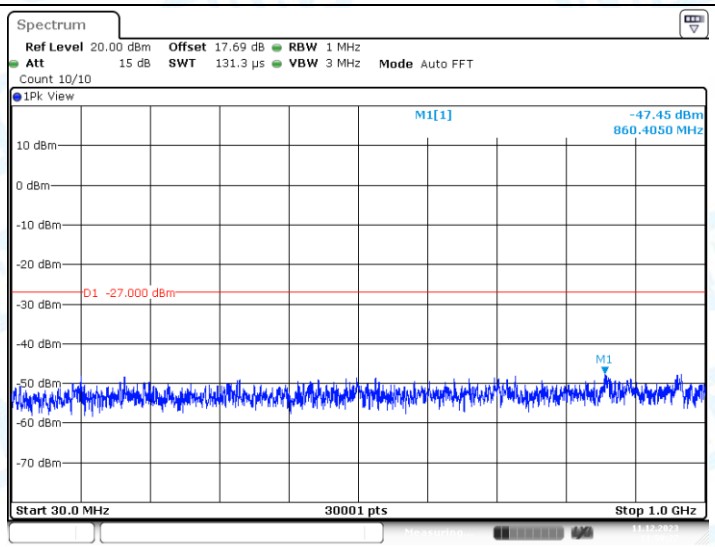

11N20SISO_Ant1_5785_1000~40000

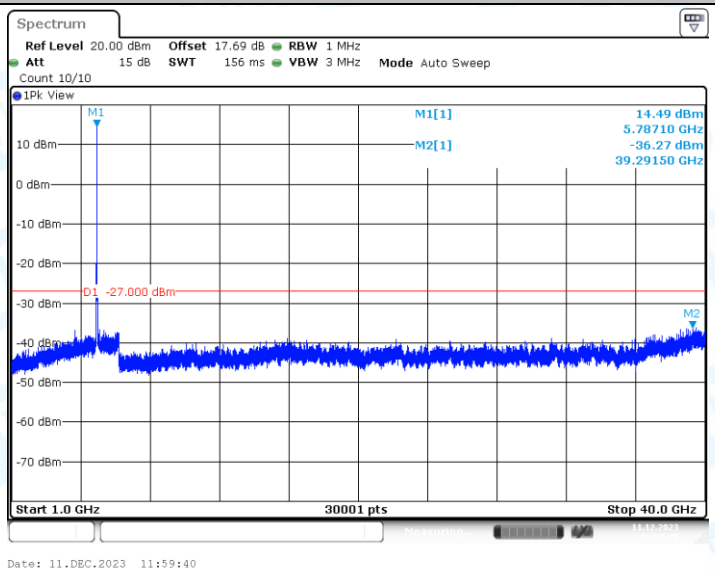

11N20SISO_Ant1_5825_30~1000

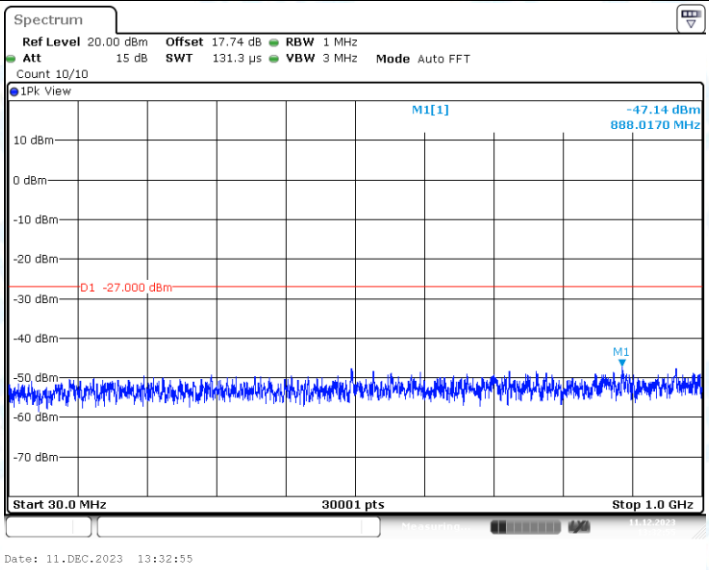

11N20SISO_Ant1_5825_1000~40000

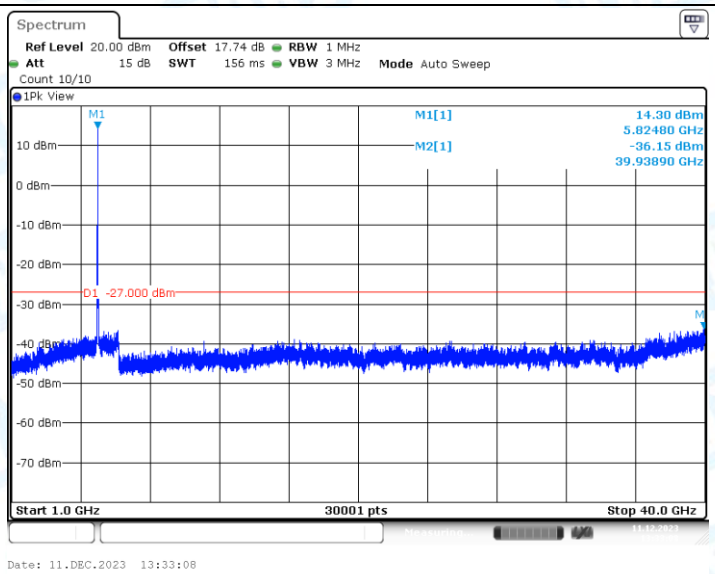

11N40SISO_Ant1_5190_30~1000

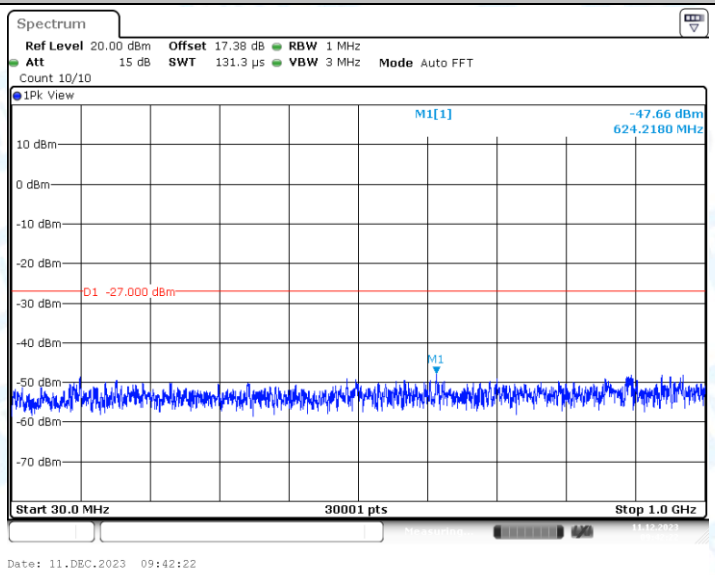

11N40SISO_Ant1_5190_1000~40000

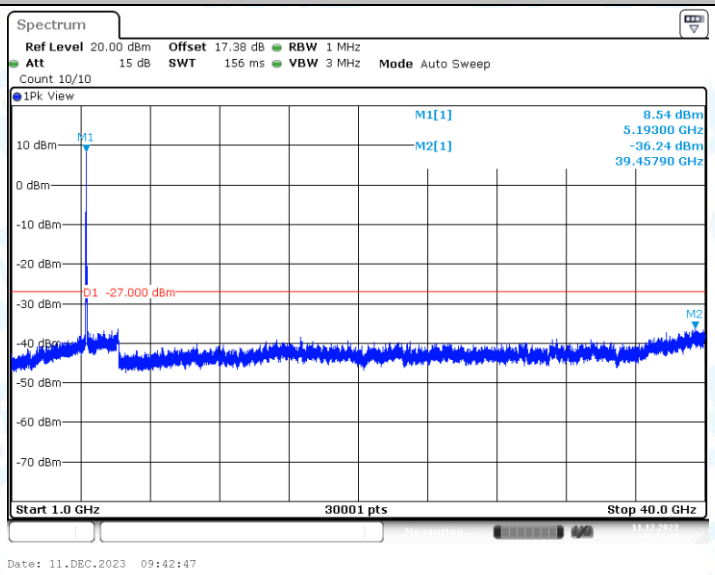

11N40SISO_Ant1_5230_30~1000