Low Channel	High Channel

LTE BAND 5 1.4MHz RB Size 6& RB Offset 0 QPSK)

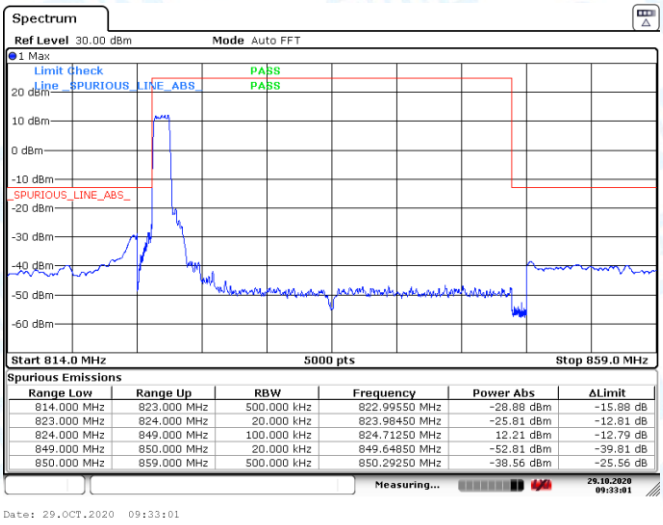

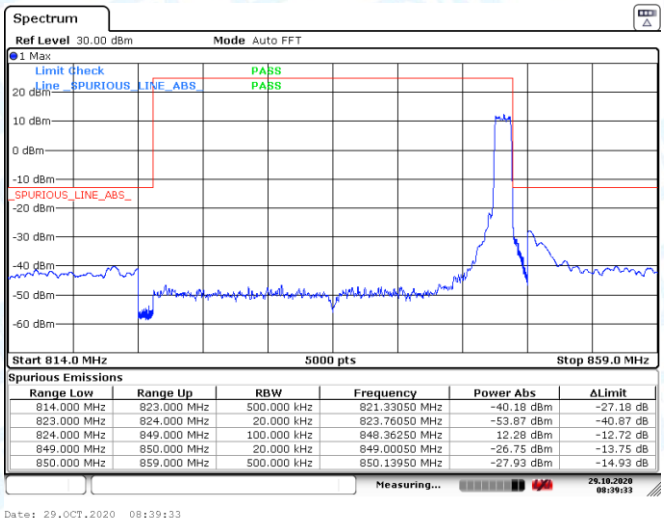

LTE BAND 5 (1.4MHz RB Size 6& RB Offset 0 16QAM)

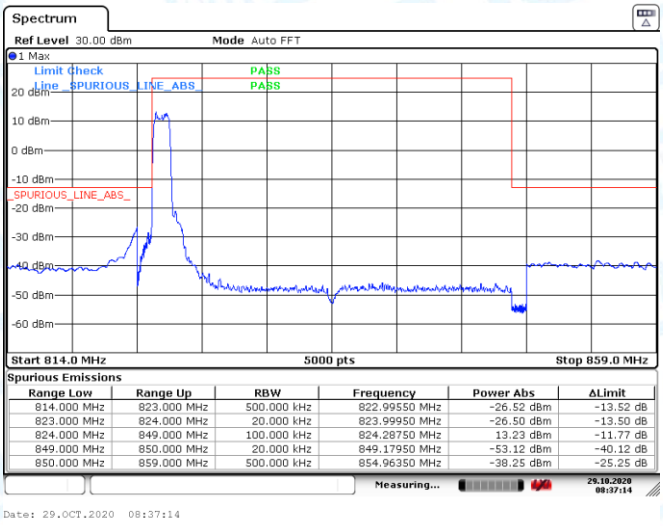

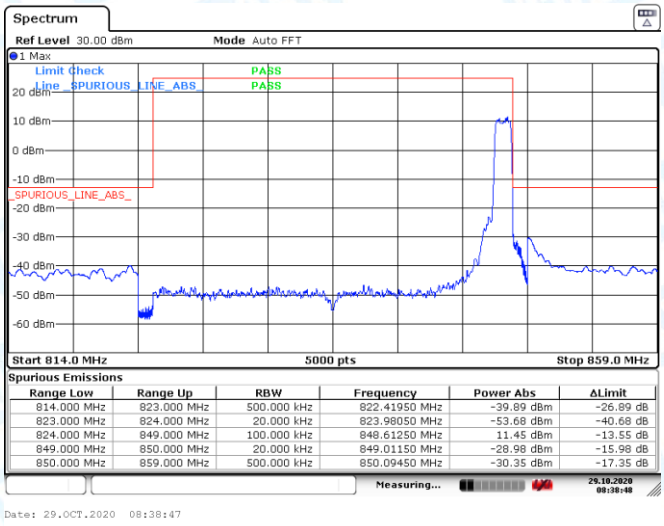

Low Channel	High Channel

LTE BAND 5 (3MHz RB Size 15& RB Offset 0 QPSK)

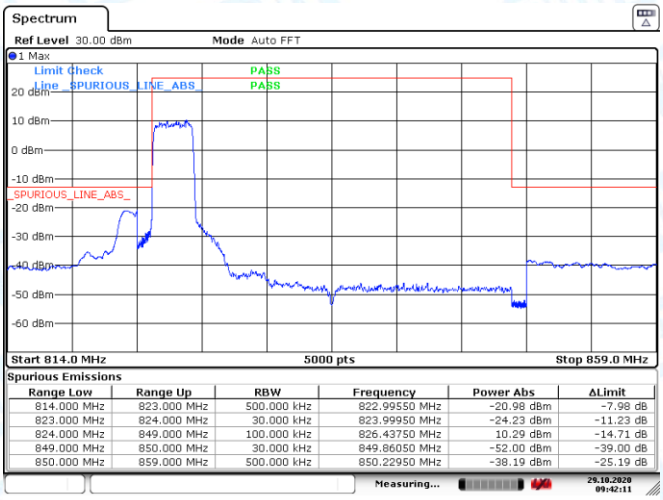

Spurious Emissions

Range Low	Range Up	RBW	Frequency	Power Abs	ΔLimit
814.000 MHz	823.000 MHz	500.000 kHz	822.99550 MHz	-20.98 dBm	-7.98 dB
823.000 MHz	824.000 MHz	30.000 kHz	823.99950 MHz	-24.23 dBm	-11.23 dB
824.000 MHz	849.000 MHz	100.000 kHz	826.43750 MHz	10.29 dBm	-14.71 dB
849.000 MHz	850.000 MHz	30.000 kHz	849.86050 MHz	-52.00 dBm	-39.00 dB
850.000 MHz	859.000 MHz	500.000 kHz	850.22950 MHz	-38.19 dBm	-25.19 dB

Date: 29.OCT.2020 09:42:11

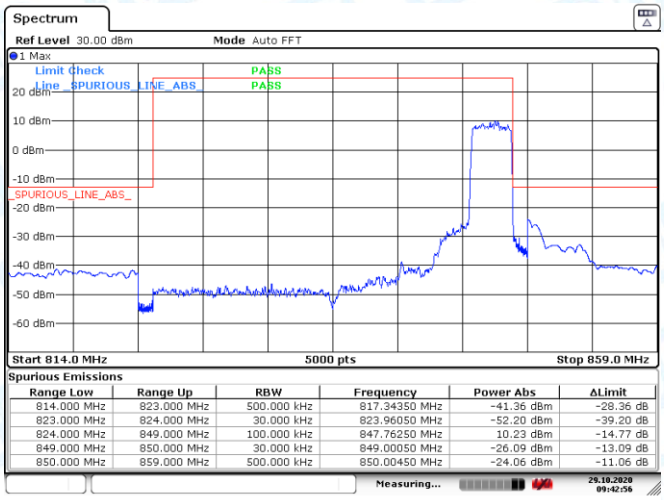

Spurious Emissions

Range Low	Range Up	RBW	Frequency	Power Abs	ΔLimit
814.000 MHz	823.000 MHz	500.000 kHz	817.34350 MHz	-41.36 dBm	-28.36 dB
823.000 MHz	824.000 MHz	30.000 kHz	823.96050 MHz	-52.20 dBm	-39.20 dB
824.000 MHz	849.000 MHz	100.000 kHz	847.76250 MHz	10.23 dBm	-14.77 dB
849.000 MHz	850.000 MHz	30.000 kHz	849.00050 MHz	-26.09 dBm	-13.09 dB
850.000 MHz	859.000 MHz	500.000 kHz	850.00450 MHz	-24.06 dBm	-11.06 dB

Date: 29.OCT.2020 09:42:56

LTE BAND 5 (3MHz RB Size 15& RB Offset 0 16QAM)

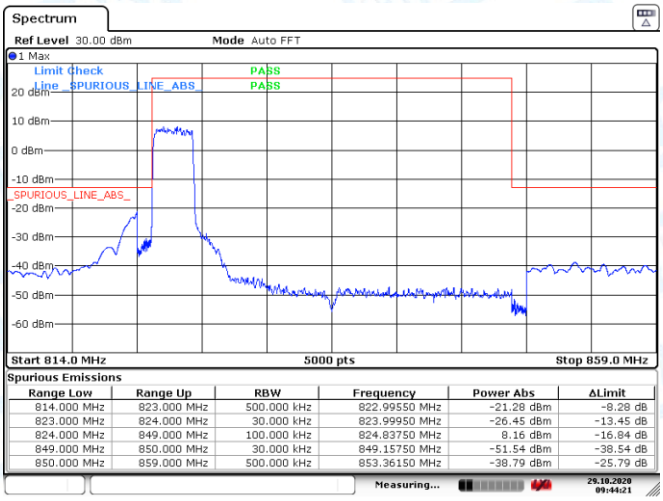

Spurious Emissions

Range Low	Range Up	RBW	Frequency	Power Abs	ΔLimit
814.000 MHz	823.000 MHz	500.000 kHz	822.99550 MHz	-21.28 dBm	-8.28 dB
823.000 MHz	824.000 MHz	30.000 kHz	823.99950 MHz	-26.45 dBm	-13.45 dB
824.000 MHz	849.000 MHz	100.000 kHz	824.83750 MHz	8.16 dBm	-16.84 dB
849.000 MHz	850.000 MHz	30.000 kHz	849.15750 MHz	-51.54 dBm	-38.54 dB
850.000 MHz	859.000 MHz	500.000 kHz	853.36150 MHz	-38.79 dBm	-25.79 dB

Date: 29.OCT.2020 09:44:20

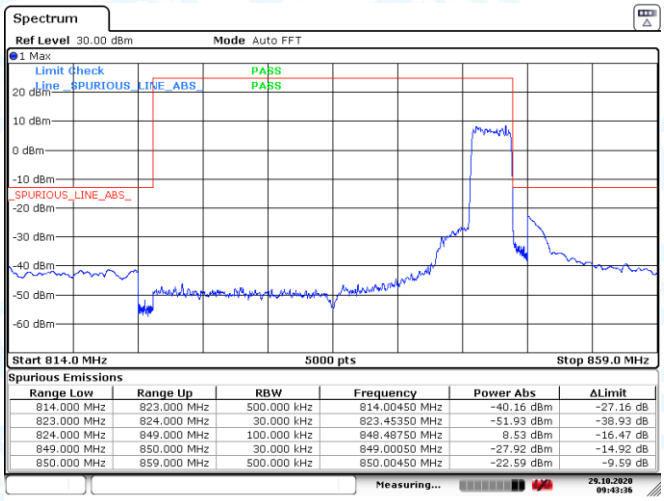

Spurious Emissions

Range Low	Range Up	RBW	Frequency	Power Abs	ΔLimit
814.000 MHz	823.000 MHz	500.000 kHz	814.00450 MHz	-40.16 dBm	-27.16 dB
823.000 MHz	824.000 MHz	30.000 kHz	823.45350 MHz	-51.93 dBm	-38.93 dB
824.000 MHz	849.000 MHz	100.000 kHz	848.48750 MHz	8.53 dBm	-16.47 dB
849.000 MHz	850.000 MHz	30.000 kHz	849.00050 MHz	-27.92 dBm	-14.92 dB
850.000 MHz	859.000 MHz	500.000 kHz	850.00450 MHz	-22.59 dBm	-9.59 dB

Date: 29.OCT.2020 09:43:36

Low Channel	High Channel

LTE BAND 5 (5MHz RB Size 25& RB Offset 0 QPSK)

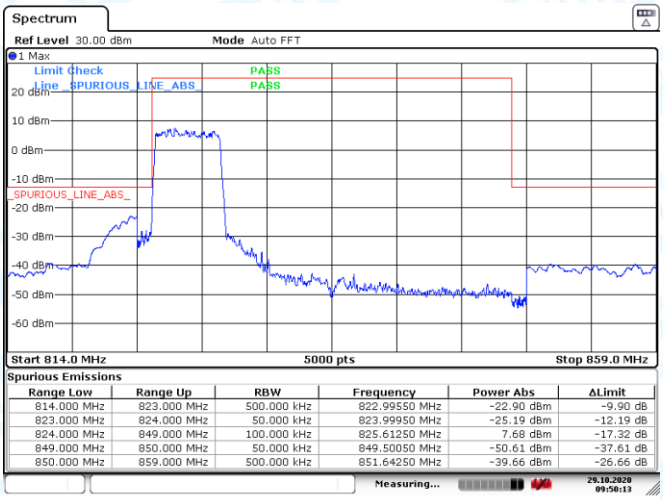

Spurious Emissions

Range Low	Range Up	RBW	Frequency	Power Abs	ΔLimit
814.000 MHz	823.000 MHz	500.000 kHz	822.99550 MHz	-22.90 dBm	-9.90 dB
823.000 MHz	824.000 MHz	50.000 kHz	823.99950 MHz	-25.19 dBm	-12.19 dB
824.000 MHz	849.000 MHz	100.000 kHz	825.61250 MHz	7.68 dBm	-17.32 dB
849.000 MHz	850.000 MHz	50.000 kHz	849.50050 MHz	-50.61 dBm	-37.61 dB
850.000 MHz	859.000 MHz	500.000 kHz	851.64250 MHz	-39.66 dBm	-26.66 dB

Date: 29.OCT.2020 09:50:13

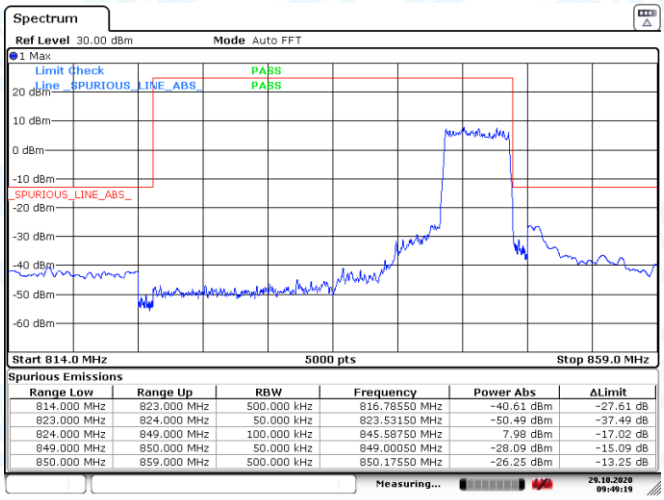

Spurious Emissions

Range Low	Range Up	RBW	Frequency	Power Abs	ΔLimit
814.000 MHz	823.000 MHz	500.000 kHz	816.78550 MHz	-40.61 dBm	-27.61 dB
823.000 MHz	824.000 MHz	50.000 kHz	823.53150 MHz	-50.49 dBm	-37.49 dB
824.000 MHz	849.000 MHz	100.000 kHz	845.58750 MHz	7.98 dBm	-17.02 dB
849.000 MHz	850.000 MHz	50.000 kHz	849.00050 MHz	-28.09 dBm	-15.09 dB
850.000 MHz	859.000 MHz	500.000 kHz	850.17550 MHz	-26.25 dBm	-13.25 dB

Date: 29.OCT.2020 09:49:19

LTE BAND 5 (5MHz RB Size 25& RB Offset 0 16QAM)

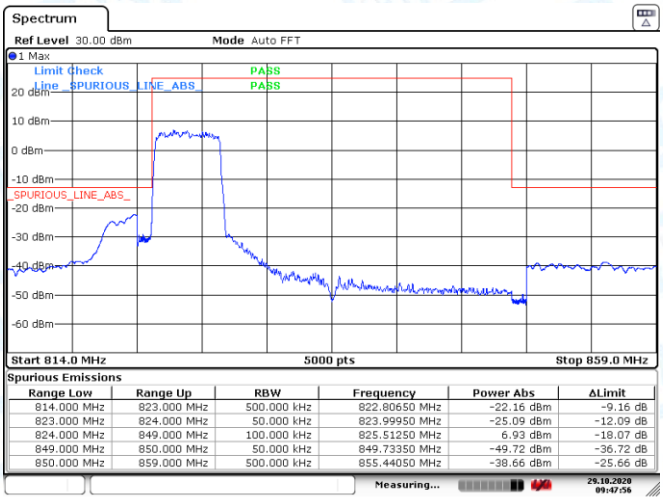

Spurious Emissions

Range Low	Range Up	RBW	Frequency	Power Abs	ΔLimit
814.000 MHz	823.000 MHz	500.000 kHz	822.80650 MHz	-22.16 dBm	-9.16 dB
823.000 MHz	824.000 MHz	50.000 kHz	823.99950 MHz	-25.09 dBm	-12.09 dB
824.000 MHz	849.000 MHz	100.000 kHz	825.51250 MHz	6.93 dBm	-18.07 dB
849.000 MHz	850.000 MHz	50.000 kHz	849.73350 MHz	-49.72 dBm	-36.72 dB
850.000 MHz	859.000 MHz	500.000 kHz	855.44050 MHz	-38.66 dBm	-25.66 dB

Date: 29.OCT.2020 09:47:56

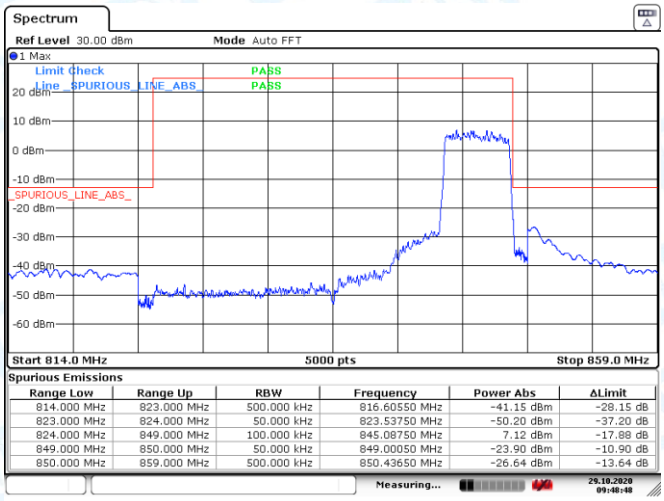

Spurious Emissions

Range Low	Range Up	RBW	Frequency	Power Abs	ΔLimit
814.000 MHz	823.000 MHz	500.000 kHz	816.60550 MHz	-41.15 dBm	-28.15 dB
823.000 MHz	824.000 MHz	50.000 kHz	823.53750 MHz	-50.20 dBm	-37.20 dB
824.000 MHz	849.000 MHz	100.000 kHz	845.08750 MHz	7.12 dBm	-17.88 dB
849.000 MHz	850.000 MHz	50.000 kHz	849.00050 MHz	-23.90 dBm	-10.90 dB
850.000 MHz	859.000 MHz	500.000 kHz	850.43650 MHz	-26.64 dBm	-13.64 dB

Date: 29.OCT.2020 09:48:47

Low Channel	High Channel

LTE BAND 5 (10MHz RB Size 50& RB Offset 0 QPSK)

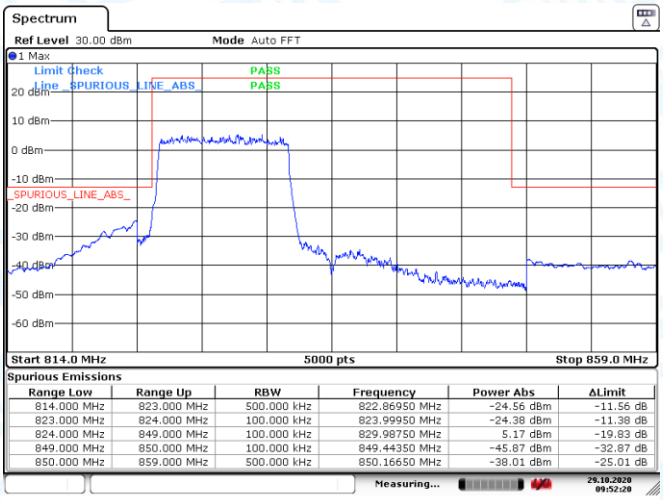

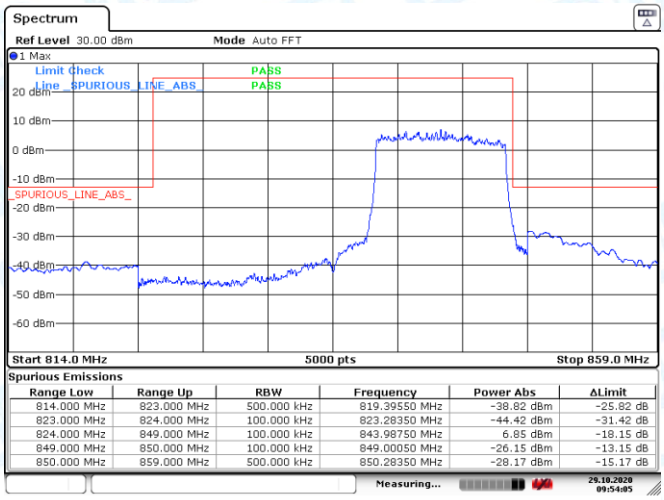

LTE BAND 5 (10MHz RB Size 50& RB Offset 0 16QAM)

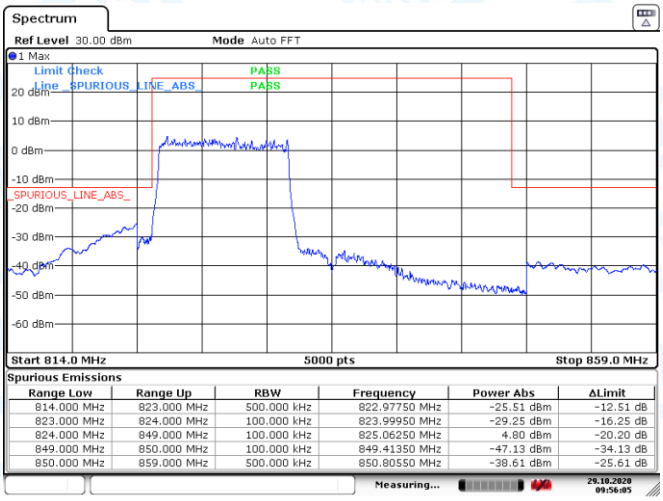

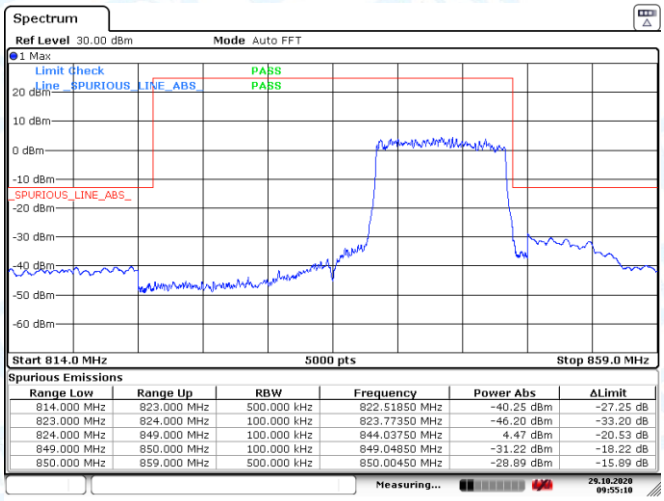

Low Channel	High Channel

LTE BAND 12 (1.4MHz RB Size 1& RB Offset 0 QPSK)

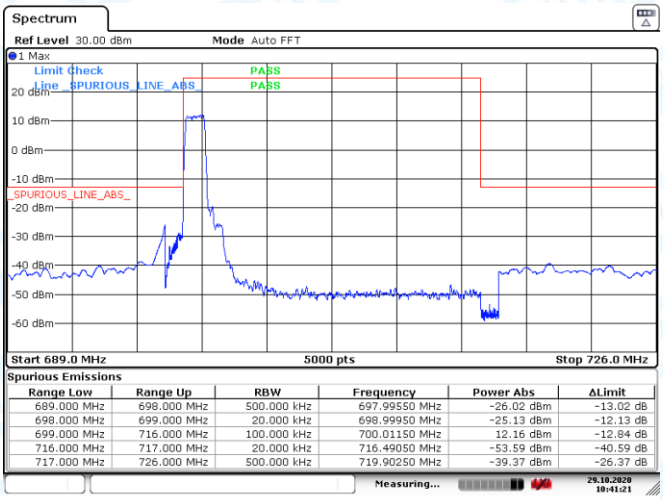

Spurious Emissions

Range Low	Range Up	RBW	Frequency	Power Abs	ΔLimit
689.000 MHz	698.000 MHz	500.000 kHz	697.99550 MHz	-26.02 dBm	-13.02 dB
698.000 MHz	699.000 MHz	20.000 kHz	698.99950 MHz	-25.13 dBm	-12.13 dB
699.000 MHz	716.000 MHz	100.000 kHz	700.01150 MHz	12.16 dBm	-12.84 dB
716.000 MHz	717.000 MHz	20.000 kHz	716.49050 MHz	-53.59 dBm	-40.59 dB
717.000 MHz	726.000 MHz	500.000 kHz	719.90250 MHz	-39.37 dBm	-26.37 dB

Date: 29.OCT.2020 10:41:21

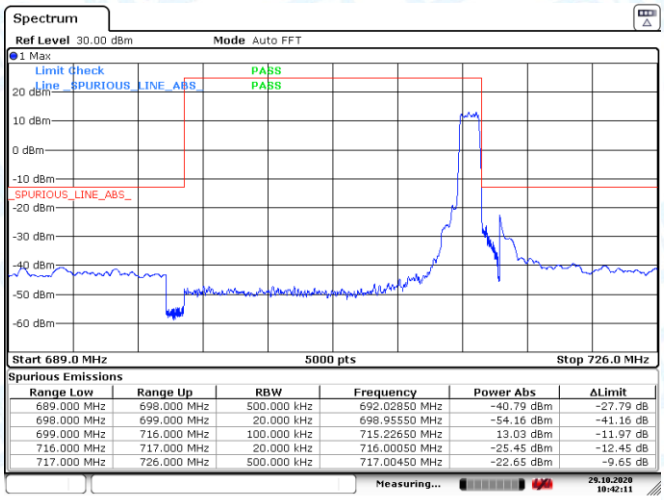

Spurious Emissions

Range Low	Range Up	RBW	Frequency	Power Abs	ΔLimit
689.000 MHz	698.000 MHz	500.000 kHz	692.02850 MHz	-40.79 dBm	-27.79 dB
698.000 MHz	699.000 MHz	20.000 kHz	698.95550 MHz	-54.16 dBm	-41.16 dB
699.000 MHz	716.000 MHz	100.000 kHz	715.22650 MHz	13.03 dBm	-11.97 dB
716.000 MHz	717.000 MHz	20.000 kHz	716.00050 MHz	-25.45 dBm	-12.45 dB
717.000 MHz	726.000 MHz	500.000 kHz	717.00450 MHz	-22.65 dBm	-9.65 dB

Date: 29.OCT.2020 10:42:11

LTE BAND 12 (1.4MHz RB Size 6& RB Offset 0 QPSK)

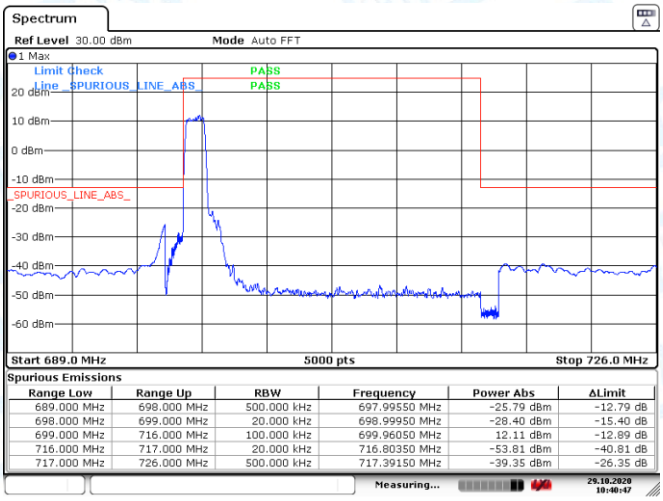

Spurious Emissions

Range Low	Range Up	RBW	Frequency	Power Abs	ΔLimit
689.000 MHz	698.000 MHz	500.000 kHz	697.99550 MHz	-25.79 dBm	-12.79 dB
698.000 MHz	699.000 MHz	20.000 kHz	698.99950 MHz	-28.40 dBm	-15.40 dB
699.000 MHz	716.000 MHz	100.000 kHz	699.96050 MHz	12.11 dBm	-12.89 dB
716.000 MHz	717.000 MHz	20.000 kHz	716.80350 MHz	-53.81 dBm	-40.81 dB
717.000 MHz	726.000 MHz	500.000 kHz	717.39150 MHz	-39.35 dBm	-26.35 dB

Date: 29.OCT.2020 10:40:47

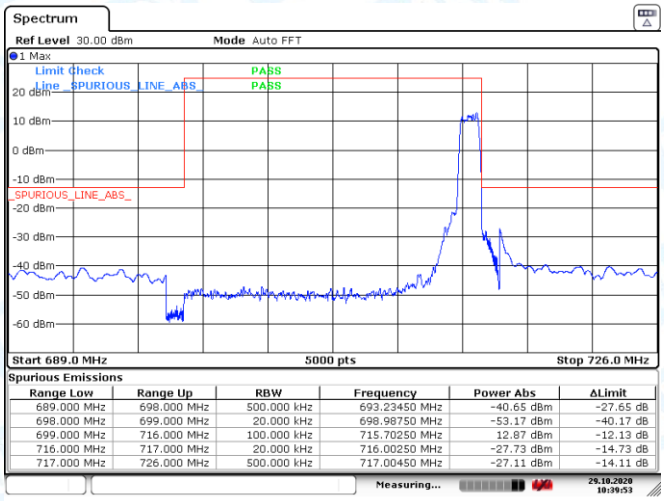

Spurious Emissions

Range Low	Range Up	RBW	Frequency	Power Abs	ΔLimit
689.000 MHz	698.000 MHz	500.000 kHz	693.23450 MHz	-40.65 dBm	-27.65 dB
698.000 MHz	699.000 MHz	20.000 kHz	698.98750 MHz	-53.17 dBm	-40.17 dB
699.000 MHz	716.000 MHz	100.000 kHz	715.70250 MHz	12.87 dBm	-12.13 dB
716.000 MHz	717.000 MHz	20.000 kHz	716.00250 MHz	-27.73 dBm	-14.73 dB
717.000 MHz	726.000 MHz	500.000 kHz	717.00450 MHz	-27.11 dBm	-14.11 dB

Date: 29.OCT.2020 10:39:53

Low Channel	High Channel

LTE BAND 12 (3MHz RB Size 15& RB Offset 0 QPSK)

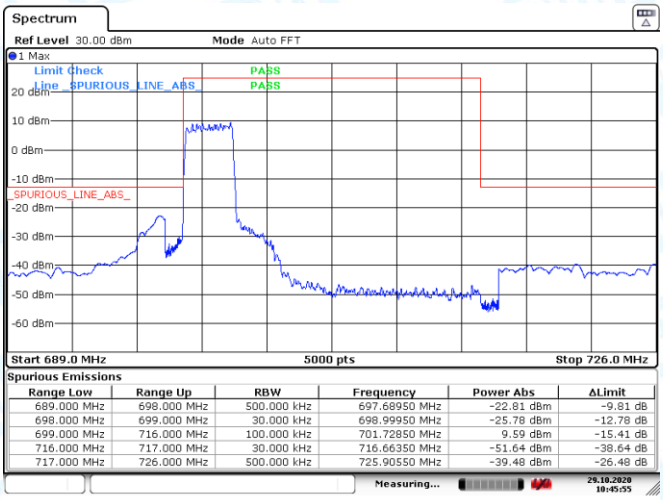

Spurious Emissions

Range Low	Range Up	RBW	Frequency	Power Abs	ΔLimit
689.000 MHz	698.000 MHz	500.000 kHz	697.68950 MHz	-22.81 dBm	-9.81 dB
698.000 MHz	699.000 MHz	30.000 kHz	698.99950 MHz	-25.78 dBm	-12.78 dB
699.000 MHz	716.000 MHz	100.000 kHz	701.72850 MHz	9.59 dBm	-15.41 dB
716.000 MHz	717.000 MHz	30.000 kHz	716.66350 MHz	-51.64 dBm	-38.64 dB
717.000 MHz	726.000 MHz	500.000 kHz	725.90550 MHz	-39.48 dBm	-26.48 dB

Date: 29.OCT.2020 10:45:55

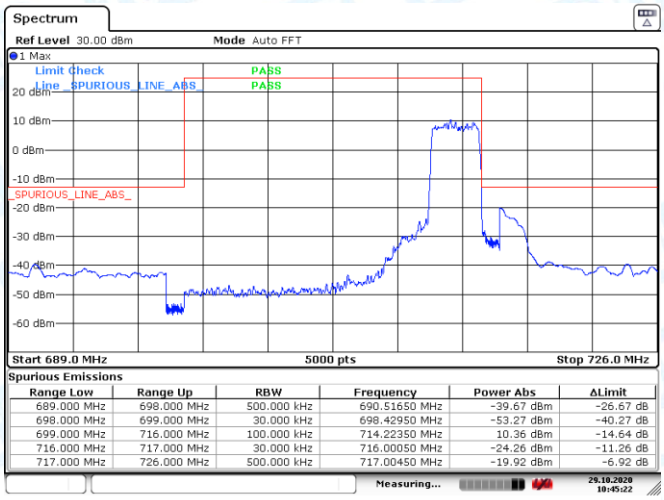

Spurious Emissions

Range Low	Range Up	RBW	Frequency	Power Abs	ΔLimit
689.000 MHz	698.000 MHz	500.000 kHz	690.51650 MHz	-39.67 dBm	-26.67 dB
698.000 MHz	699.000 MHz	30.000 kHz	698.42950 MHz	-53.27 dBm	-40.27 dB
699.000 MHz	716.000 MHz	100.000 kHz	714.22350 MHz	10.36 dBm	-14.64 dB
716.000 MHz	717.000 MHz	30.000 kHz	716.00050 MHz	-24.26 dBm	-11.26 dB
717.000 MHz	726.000 MHz	500.000 kHz	717.00450 MHz	-19.92 dBm	-6.92 dB

Date: 29.OCT.2020 10:45:22

LTE BAND 12 (3MHz RB Size 15& RB Offset 0 16QAM)

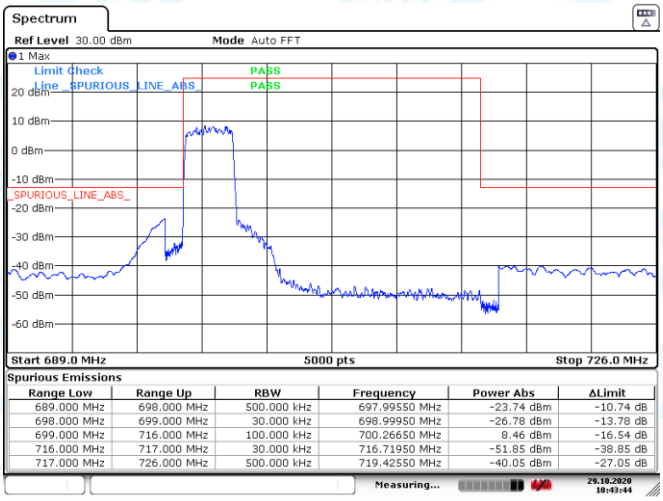

Spurious Emissions

Range Low	Range Up	RBW	Frequency	Power Abs	ΔLimit
689.000 MHz	698.000 MHz	500.000 kHz	697.99550 MHz	-23.74 dBm	-10.74 dB
698.000 MHz	699.000 MHz	30.000 kHz	698.99950 MHz	-26.78 dBm	-13.78 dB
699.000 MHz	716.000 MHz	100.000 kHz	700.26650 MHz	8.46 dBm	-16.54 dB
716.000 MHz	717.000 MHz	30.000 kHz	716.71950 MHz	-51.85 dBm	-38.85 dB
717.000 MHz	726.000 MHz	500.000 kHz	719.42550 MHz	-40.05 dBm	-27.05 dB

Date: 29.OCT.2020 10:43:44

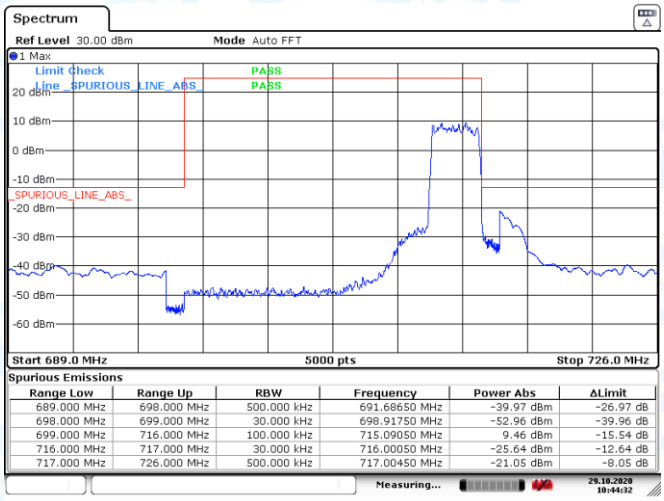

Spurious Emissions

Range Low	Range Up	RBW	Frequency	Power Abs	ΔLimit
689.000 MHz	698.000 MHz	500.000 kHz	691.68650 MHz	-39.97 dBm	-26.97 dB
698.000 MHz	699.000 MHz	30.000 kHz	698.91750 MHz	-52.96 dBm	-39.96 dB
699.000 MHz	716.000 MHz	100.000 kHz	715.09050 MHz	9.46 dBm	-15.54 dB
716.000 MHz	717.000 MHz	30.000 kHz	716.00050 MHz	-25.64 dBm	-12.64 dB
717.000 MHz	726.000 MHz	500.000 kHz	717.00450 MHz	-21.05 dBm	-8.05 dB

Date: 29.OCT.2020 10:44:32

Low Channel	High Channel

LTE BAND 12 (5MHz RB Size 25& RB Offset 0 QPSK)

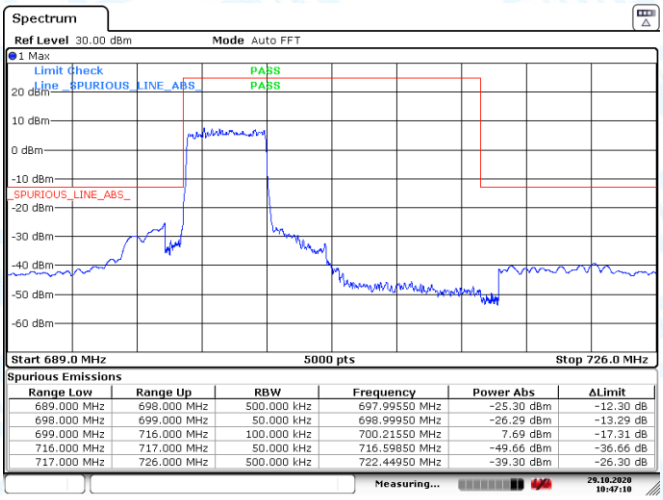

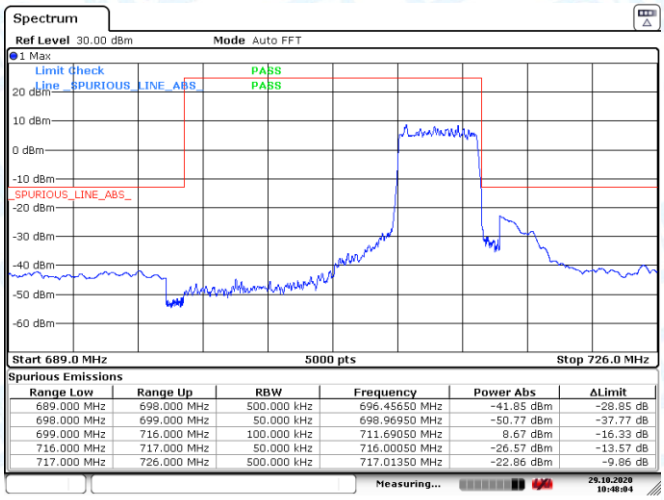

LTE BAND 12 (5MHz RB Size 25& RB Offset 0 16QAM)

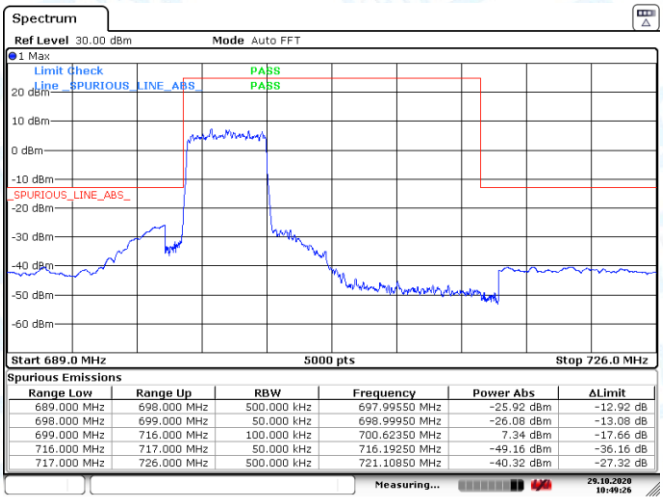

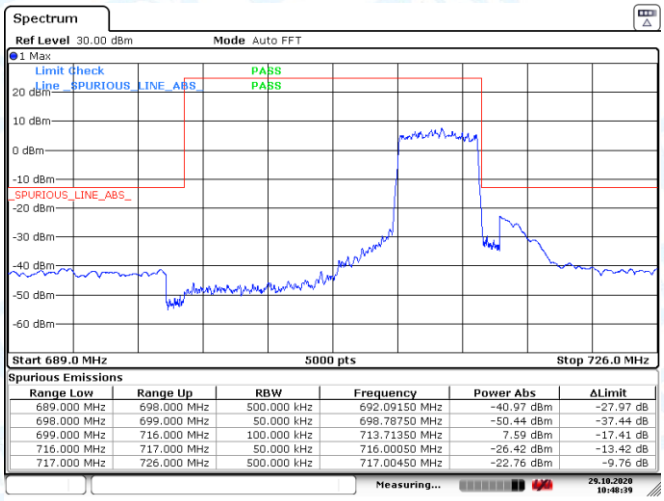

Low Channel	High Channel

LTE BAND 12 (10MHz RB Size 50& RB Offset 0 QPSK)

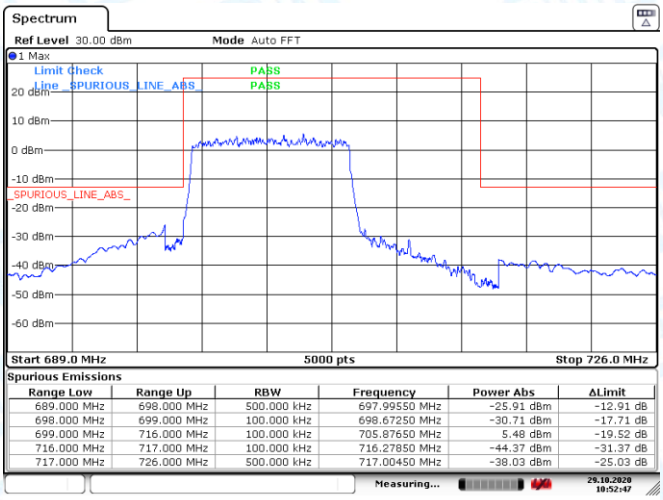

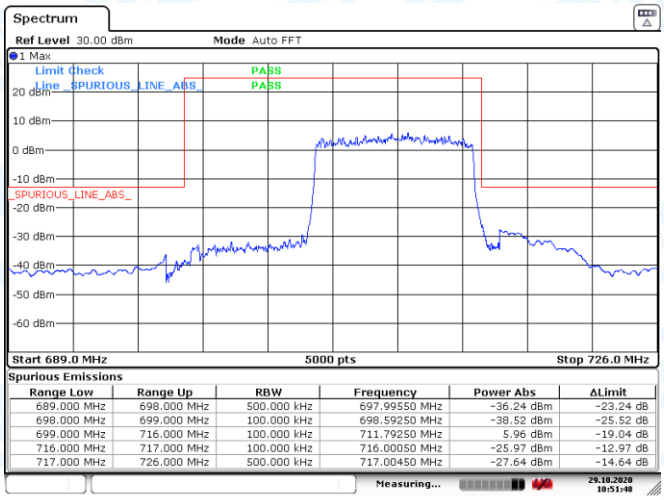

LTE BAND 12 (10MHz RB Size 50& RB Offset 0 16QAM)

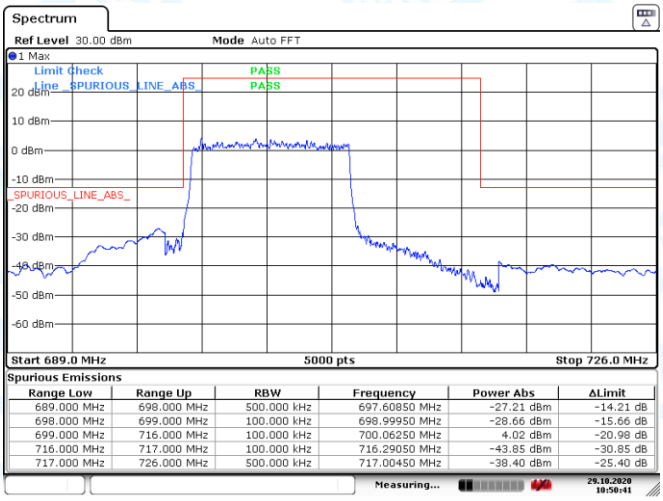

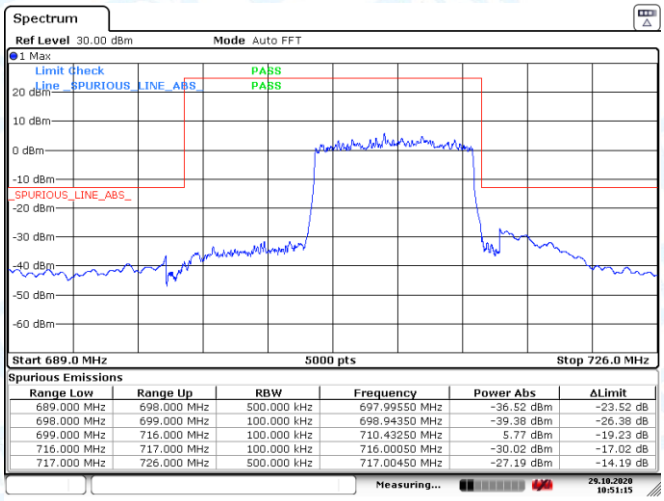

Low Channel	High Channel

LTE BAND 17 (5MHz RB Size 25& RB Offset 0 QPSK)

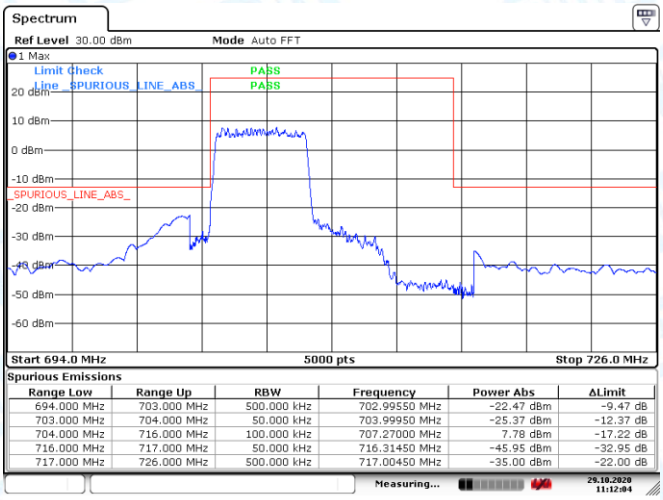

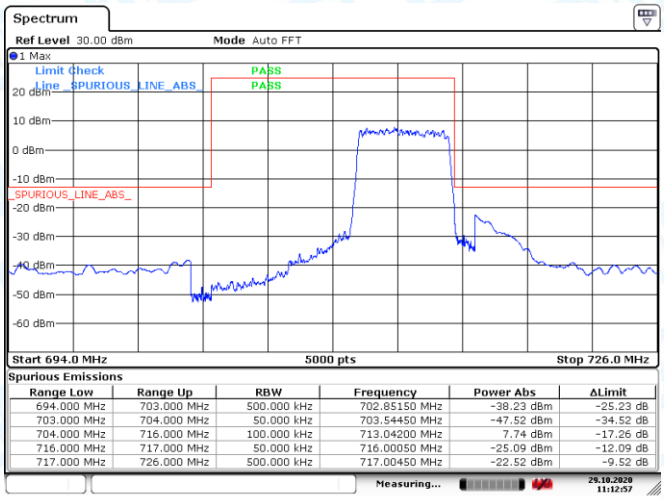

LTE BAND 17 (5MHz RB Size 25& RB Offset 0 16QAM)

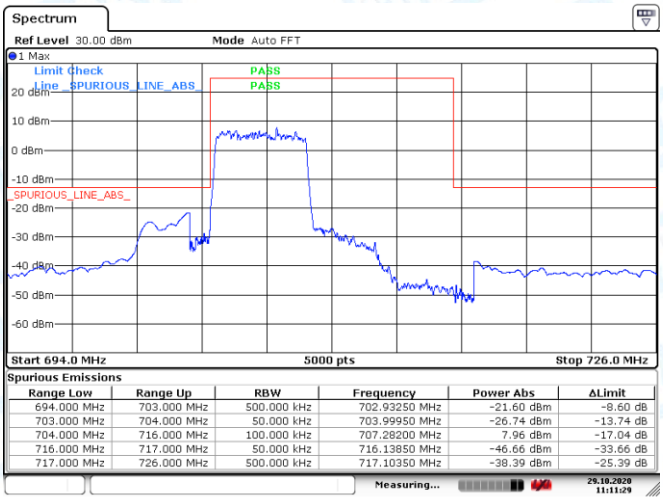

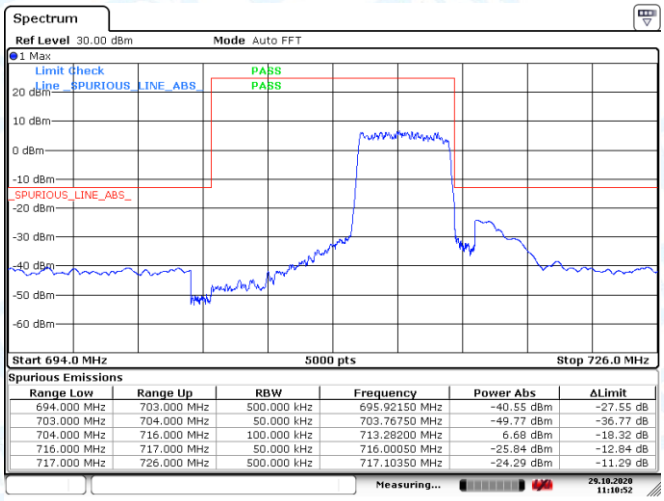

Low Channel	High Channel

LTE BAND 17 (10MHz RB Size 50& RB Offset 0 QPSK)

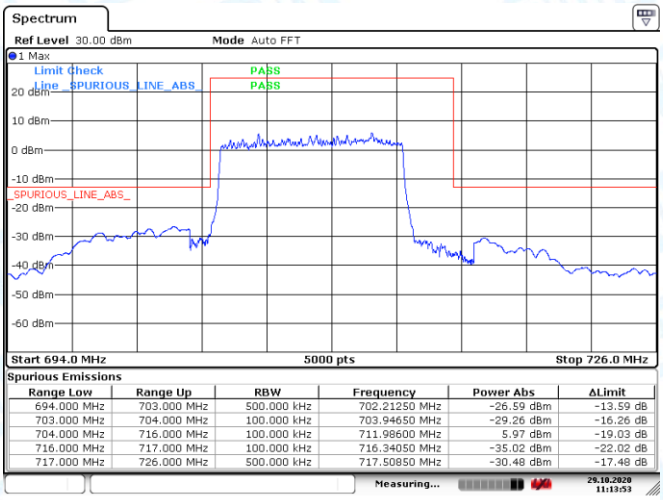

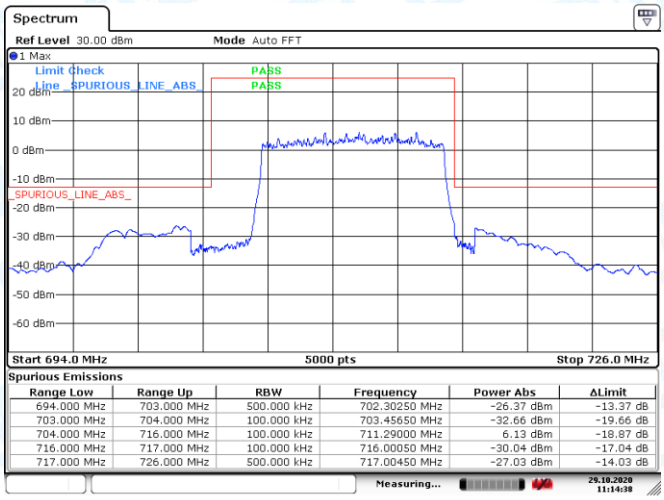

LTE BAND 17 (10MHz RB Size 50& RB Offset 0 16QAM)

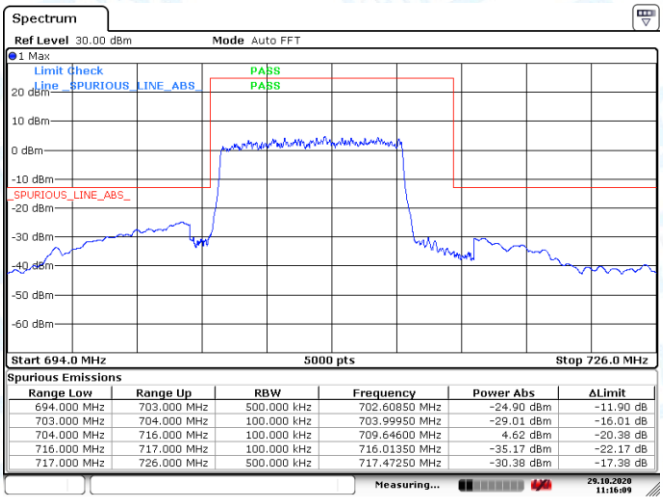

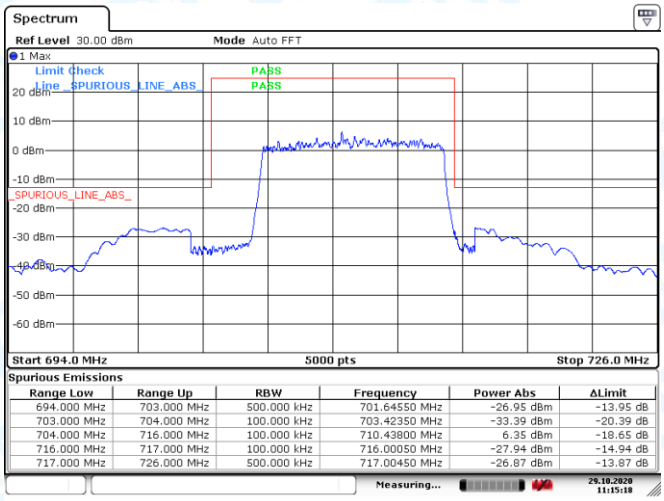

ATTACHMENT F--RADIATED OUTPUT POWER

Radiated Power (EIRP) for LTE Band 2 / 1.4M									
Modulation	RB		Channel	Antenna (H&V)	SG Level (dBm)	Antenna Factor (dBd)	Cable Loss (dB)	EIRP (dBm)	EIRP (W)
	Size	offset							
QPSK	1	0	Lowest	H	19.84	5.01	2.59	22.26	0.168
				V	16.94	5.01	2.59	19.36	0.086
	1	0	Middle	H	20.25	4.82	2.59	22.48	0.177
				V	17.45	4.82	2.59	19.68	0.093
	1	0	Highest	H	20.71	4.45	2.59	22.57	0.181
				V	17.78	4.45	2.59	19.64	0.092
16QAM	1	0	Lowest	H	19.74	5.01	2.59	22.16	0.164
				V	17.23	5.01	2.59	19.65	0.092
	1	0	Middle	H	20.33	4.82	2.59	22.56	0.180
				V	17.22	4.82	2.59	19.45	0.088
	1	0	Highest	H	20.62	4.45	2.59	22.48	0.177
				V	17.59	4.45	2.59	19.45	0.088
Limit								33	2

Radiated Power (EIRP) for LTE Band 2 / 3M									
Modulation	RB		Channel	Antenna (H&V)	SG Level (dBm)	Antenna Factor (dBd)	Cable Loss (dB)	EIRP (dBm)	EIRP (W)
	Size	offset							
QPSK	1	0	Lowest	H	19.72	5.01	2.59	22.14	0.164
				V	16.63	5.01	2.59	19.05	0.080
	1	0	Middle	H	20.00	4.82	2.59	22.23	0.167
				V	17.01	4.82	2.59	19.24	0.084
	1	0	Highest	H	20.68	4.45	2.59	22.54	0.179
				V	17.71	4.45	2.59	19.57	0.091
16QAM	1	0	Lowest	H	19.76	5.01	2.59	22.18	0.165
				V	17.23	5.01	2.59	19.65	0.092
	1	0	Middle	H	20.25	4.82	2.59	22.48	0.177
				V	17.03	4.82	2.59	19.26	0.084
	1	0	Highest	H	20.62	4.45	2.59	22.48	0.177
				V	17.40	4.45	2.59	19.26	0.084
Limit								33	2

Radiated Power (EIRP) for LTE Band 2 / 5M									
Modulation	RB		Channel	Antenna (H&V)	SG Level (dBm)	Antenna Factor (dBd)	Cable Loss (dB)	EIRP (dBm)	EIRP (W)
	Size	offset							
QPSK	1	0	Lowest	H	19.63	5.01	2.59	22.05	0.160
				V	16.59	5.01	2.59	19.01	0.080
	1	0	Middle	H	19.63	4.82	2.59	21.86	0.153
				V	16.65	4.82	2.59	18.88	0.077
	1	0	Highest	H	20.28	4.45	2.59	22.14	0.164
				V	17.39	4.45	2.59	19.25	0.084
16QAM	1	0	Lowest	H	19.66	5.01	2.59	22.08	0.161
				V	16.70	5.01	2.59	19.12	0.082
	1	0	Middle	H	20.22	4.82	2.59	22.45	0.176
				V	17.01	4.82	2.59	19.24	0.084
	1	0	Highest	H	20.38	4.45	2.59	22.24	0.167
				V	17.30	4.45	2.59	19.16	0.082
Limit								33	2

Radiated Power (EIRP) for LTE Band 2 / 10M									
Modulation	RB		Channel	Antenna (H&V)	SG Level (dBm)	Antenna Factor (dBd)	Cable Loss (dB)	EIRP (dBm)	EIRP (W)
	Size	offset							
QPSK	1	0	Lowest	H	19.44	5.01	2.59	21.86	0.153
				V	16.14	5.01	2.59	18.56	0.072
	1	0	Middle	H	19.75	4.82	2.59	21.98	0.158
				V	16.42	4.82	2.59	18.65	0.073
	1	0	Highest	H	20.00	4.45	2.59	21.86	0.153
				V	16.50	4.45	2.59	18.36	0.069
16QAM	1	0	Lowest	H	19.14	5.01	2.59	21.56	0.143
				V	15.81	5.01	2.59	18.23	0.067
	1	0	Middle	H	19.79	4.82	2.59	22.02	0.159
				V	16.64	4.82	2.59	18.87	0.077
	1	0	Highest	H	19.93	4.45	2.59	21.79	0.151
				V	16.50	4.45	2.59	18.36	0.069
Limit								33	2

Radiated Power (EIRP) for LTE Band 2 / 15M									
Modulation	RB		Channel	Antenna (H&V)	SG Level (dBm)	Antenna Factor (dBd)	Cable Loss (dB)	EIRP (dBm)	EIRP (W)
	Size	offset							
QPSK	1	0	Lowest	H	19.46	5.01	2.59	21.88	0.154
				V	16.33	5.01	2.59	18.75	0.075
	1	0	Middle	H	19.52	4.82	2.59	21.75	0.150
				V	16.33	4.82	2.59	18.56	0.072
	1	0	Highest	H	20.06	4.45	2.59	21.92	0.156
				V	16.83	4.45	2.59	18.69	0.074
16QAM	1	0	Lowest	H	19.16	5.01	2.59	21.58	0.144
				V	15.83	5.01	2.59	18.25	0.067
	1	0	Middle	H	19.45	4.82	2.59	21.68	0.147
				V	16.46	4.82	2.59	18.69	0.074
	1	0	Highest	H	19.93	4.45	2.59	21.79	0.151
				V	16.40	4.45	2.59	18.26	0.067
Limit								33	2

Radiated Power (EIRP) for LTE Band 2 / 20M									
Modulation	RB		Channel	Antenna (H&V)	SG Level (dBm)	Antenna Factor (dBd)	Cable Loss (dB)	EIRP (dBm)	EIRP (W)
	Size	offset							
QPSK	1	0	Lowest	H	19.14	5.01	2.59	21.56	0.143
				V	15.83	5.01	2.59	18.25	0.067
	1	0	Middle	H	19.42	4.82	2.59	21.65	0.146
				V	15.83	4.82	2.59	18.06	0.064
	1	0	Highest	H	19.71	4.45	2.59	21.57	0.144
				V	16.38	4.45	2.59	18.24	0.067
16QAM	1	0	Lowest	H	19.21	5.01	2.59	21.63	0.146
				V	15.71	5.01	2.59	18.13	0.065
	1	0	Middle	H	19.50	4.82	2.59	21.73	0.149
				V	16.36	4.82	2.59	18.59	0.072
	1	0	Highest	H	20.01	4.45	2.59	21.87	0.154
				V	16.49	4.45	2.59	18.35	0.068
Limit								33	2

Radiated Power (EIRP) for LTE Band 4 / 1.4M									
Modulation	RB		Channel	Antenna (H&V)	SG Level (dBm)	Antenna Factor (dBd)	Cable Loss (dB)	EIRP (dBm)	EIRP (W)
	Size	offset							
QPSK	1	0	Lowest	H	19.20	5.26	2.43	22.03	0.160
				V	16.40	5.26	2.43	19.23	0.084
	1	0	Middle	H	19.37	5.38	2.43	22.32	0.171
				V	16.47	5.38	2.43	19.42	0.087
	1	0	Highest	H	19.39	5.40	2.43	22.36	0.172
				V	16.28	5.40	2.43	19.25	0.084
16QAM	1	0	Lowest	H	19.32	5.26	2.43	22.15	0.164
				V	16.23	5.26	2.43	19.06	0.081
	1	0	Middle	H	18.94	5.38	2.43	21.89	0.155
				V	16.09	5.38	2.43	19.04	0.080
	1	0	Highest	H	18.89	5.40	2.43	21.86	0.153
				V	15.88	5.40	2.43	18.85	0.077
Limit								30	1

Radiated Power (EIRP) for LTE Band 4 / 3M									
Modulation	RB		Channel	Antenna (H&V)	SG Level (dBm)	Antenna Factor (dBd)	Cable Loss (dB)	EIRP (dBm)	EIRP (W)
	Size	offset							
QPSK	1	0	Lowest	H	19.59	5.26	2.43	22.42	0.175
				V	16.59	5.26	2.43	19.42	0.087
	1	0	Middle	H	19.30	5.38	2.43	22.25	0.168
				V	16.20	5.38	2.43	19.15	0.082
	1	0	Highest	H	19.46	5.40	2.43	22.43	0.175
				V	16.35	5.40	2.43	19.32	0.086
16QAM	1	0	Lowest	H	19.41	5.26	2.43	22.24	0.167
				V	16.38	5.26	2.43	19.21	0.083
	1	0	Middle	H	19.23	5.38	2.43	22.18	0.165
				V	16.09	5.38	2.43	19.04	0.080
	1	0	Highest	H	19.50	5.40	2.43	22.47	0.177
				V	16.15	5.40	2.43	19.12	0.082
Limit								30	1

Radiated Power (EIRP) for LTE Band 4 / 5M									
Modulation	RB		Channel	Antenna (H&V)	SG Level (dBm)	Antenna Factor (dBd)	Cable Loss (dB)	EIRP (dBm)	EIRP (W)
	Size	offset							
QPSK	1	0	Lowest	H	19.48	5.26	2.43	22.31	0.170
				V	16.40	5.26	2.43	19.23	0.084
	1	0	Middle	H	19.50	5.38	2.43	22.45	0.176
				V	16.36	5.38	2.43	19.31	0.085
	1	0	Highest	H	19.17	5.40	2.43	22.14	0.164
				V	16.05	5.40	2.43	19.02	0.080
16QAM	1	0	Lowest	H	19.71	5.26	2.43	22.54	0.179
				V	16.58	5.26	2.43	19.41	0.087
	1	0	Middle	H	19.24	5.38	2.43	22.19	0.166
				V	16.18	5.38	2.43	19.13	0.082
	1	0	Highest	H	19.47	5.40	2.43	22.44	0.175
				V	16.26	5.40	2.43	19.23	0.084
Limit								**30**	**1**

Radiated Power (EIRP) for LTE Band 4 / 10M									
Modulation	RB		Channel	Antenna (H&V)	SG Level (dBm)	Antenna Factor (dBd)	Cable Loss (dB)	EIRP (dBm)	EIRP (W)
	Size	offset							
QPSK	1	0	Lowest	H	19.13	5.26	2.43	21.96	0.157
				V	15.95	5.26	2.43	18.78	0.076
	1	0	Middle	H	18.63	5.38	2.43	21.58	0.144
				V	15.40	5.38	2.43	18.35	0.068
	1	0	Highest	H	18.92	5.40	2.43	21.89	0.155
				V	15.45	5.40	2.43	18.42	0.070
16QAM	1	0	Lowest	H	18.86	5.26	2.43	21.69	0.148
				V	15.42	5.26	2.43	18.25	0.067
	1	0	Middle	H	18.92	5.38	2.43	21.87	0.154
				V	16.37	5.38	2.43	19.32	0.086
	1	0	Highest	H	19.14	5.40	2.43	22.11	0.163
				V	16.10	5.40	2.43	19.07	0.081
Limit								**30**	**1**

Radiated Power (EIRP) for LTE Band 4 / 15M									
Modulation	RB		Channel	Antenna (H&V)	SG Level (dBm)	Antenna Factor (dBd)	Cable Loss (dB)	EIRP (dBm)	EIRP (W)
	Size	offset							
QPSK	1	0	Lowest	H	19.32	5.26	2.43	22.15	0.164
				V	16.20	5.26	2.43	19.03	0.080
	1	0	Middle	H	18.91	5.38	2.43	21.86	0.153
				V	15.47	5.38	2.43	18.42	0.070
	1	0	Highest	H	18.72	5.40	2.43	21.69	0.148
				V	15.48	5.40	2.43	18.45	0.070
16QAM	1	0	Lowest	H	19.20	5.26	2.43	22.03	0.160
				V	16.21	5.26	2.43	19.04	0.080
	1	0	Middle	H	19.61	5.38	2.43	22.56	0.180
				V	16.33	5.38	2.43	19.28	0.085
	1	0	Highest	H	19.48	5.40	2.43	22.45	0.176
				V	16.29	5.40	2.43	19.26	0.084
Limit								**30**	**1**

Radiated Power (EIRP) for LTE Band 4 / 20M									
Modulation	RB		Channel	Antenna (H&V)	SG Level (dBm)	Antenna Factor (dBd)	Cable Loss (dB)	EIRP (dBm)	EIRP (W)
	Size	offset							
QPSK	1	0	Lowest	H	19.39	5.26	2.43	22.22	0.167
				V	16.30	5.26	2.43	19.13	0.082
	1	0	Middle	H	19.23	5.38	2.43	22.18	0.165
				V	16.11	5.38	2.43	19.06	0.081
	1	0	Highest	H	19.12	5.40	2.43	22.09	0.162
				V	16.14	5.40	2.43	19.11	0.081
16QAM	1	0	Lowest	H	19.82	5.26	2.43	22.65	0.184
				V	16.53	5.26	2.43	19.36	0.086
	1	0	Middle	H	19.47	5.38	2.43	22.42	0.175
				V	16.70	5.38	2.43	19.65	0.092
	1	0	Highest	H	19.60	5.40	2.43	22.57	0.181
				V	16.38	5.40	2.43	19.35	0.086
Limit								**30**	**1**

Radiated Power (ERP) for LTE Band 5 / 1.4M									
Modulation	RB		Channel	Antenna (H&V)	SG Level (dBm)	Antenna Factor (dBd)	Cable Loss (dB)	ERP (dBm)	ERP (W)
	Size	offset							
QPSK	1	0	Lowest	H	18.93	4.70	1.36	22.27	0.169
				V	15.91	4.70	1.36	19.25	0.084
	1	0	Middle	H	19.21	4.83	1.36	22.68	0.185
				V	15.78	4.83	1.36	19.25	0.084
	1	0	Highest	H	18.71	5.30	1.36	22.65	0.184
				V	15.29	5.30	1.36	19.23	0.084
16QAM	1	0	Lowest	H	19.24	4.70	1.36	22.58	0.181
				V	15.98	4.70	1.36	19.32	0.086
	1	0	Middle	H	19.00	4.83	1.36	22.47	0.177
				V	15.89	4.83	1.36	19.36	0.086
	1	0	Highest	H	18.50	5.30	1.36	22.44	0.175
				V	15.32	5.30	1.36	19.26	0.084
Limit								**38.45**	**7**

Radiated Power (ERP) for LTE Band 5 / 3M									
Modulation	RB		Channel	Antenna (H&V)	SG Level (dBm)	Antenna Factor (dBd)	Cable Loss (dB)	ERP (dBm)	ERP (W)
	Size	offset							
QPSK	1	0	Lowest	H	19.02	4.70	1.36	22.36	0.172
				V	16.01	4.70	1.36	19.35	0.086
	1	0	Middle	H	18.95	4.83	1.36	22.42	0.175
				V	15.99	4.83	1.36	19.46	0.088
	1	0	Highest	H	18.64	5.30	1.36	22.58	0.181
				V	15.42	5.30	1.36	19.36	0.086
16QAM	1	0	Lowest	H	19.29	4.70	1.36	22.63	0.183
				V	16.08	4.70	1.36	19.42	0.087
	1	0	Middle	H	18.99	4.83	1.36	22.46	0.176
				V	15.88	4.83	1.36	19.35	0.086
	1	0	Highest	H	18.81	5.30	1.36	22.75	0.188
				V	15.58	5.30	1.36	19.52	0.090
Limit								**38.45**	**7**

Radiated Power (ERP) for LTE Band 5 / 5M									
Modulation	RB		Channel	Antenna (H&V)	SG Level (dBm)	Antenna Factor (dBd)	Cable Loss (dB)	ERP (dBm)	ERP (W)
	Size	offset							
QPSK	1	0	Lowest	H	18.84	4.70	1.36	22.18	0.165
				V	15.72	4.70	1.36	19.06	0.081
	1	0	Middle	H	18.88	4.83	1.36	22.35	0.172
				V	15.76	4.83	1.36	19.23	0.084
	1	0	Highest	H	18.51	5.30	1.36	22.45	0.176
				V	15.41	5.30	1.36	19.35	0.086
16QAM	1	0	Lowest	H	19.14	4.70	1.36	22.48	0.177
				V	15.92	4.70	1.36	19.26	0.084
	1	0	Middle	H	19.09	4.83	1.36	22.56	0.180
				V	15.79	4.83	1.36	19.26	0.084
	1	0	Highest	H	18.54	5.30	1.36	22.48	0.177
				V	15.41	5.30	1.36	19.35	0.086
Limit								**38.45**	**7**

Radiated Power (ERP) for LTE Band 5 / 10M									
Modulation	RB		Channel	Antenna (H&V)	SG Level (dBm)	Antenna Factor (dBd)	Cable Loss (dB)	ERP (dBm)	ERP (W)
	Size	offset							
QPSK	1	0	Lowest	H	19.02	4.70	1.36	22.36	0.172
				V	15.90	4.70	1.36	19.24	0.084
	1	0	Middle	H	18.95	4.83	1.36	22.42	0.175
				V	15.97	4.83	1.36	19.44	0.088
	1	0	Highest	H	18.47	5.30	1.36	22.41	0.174
				V	15.31	5.30	1.36	19.25	0.084
16QAM	1	0	Lowest	H	19.34	4.70	1.36	22.68	0.185
				V	16.01	4.70	1.36	19.35	0.086
	1	0	Middle	H	19.00	4.83	1.36	22.47	0.177
				V	15.81	4.83	1.36	19.28	0.085
	1	0	Highest	H	18.41	5.30	1.36	22.35	0.172
				V	15.32	5.30	1.36	19.26	0.084
Limit								**38.45**	**7**

Radiated Power (ERP) for LTE Band 12 / 1.4M									
Modulation	RB		Channel	Antenna (H&V)	SG Level (dBm)	Antenna Factor (dBd)	Cable Loss (dB)	ERP (dBm)	ERP (W)
	Size	offset							
QPSK	1	0	Lowest	H	19.77	3.75	1.26	22.26	0.168
				V	16.66	3.75	1.26	19.15	0.082
	1	0	Middle	H	19.72	3.89	1.26	22.35	0.172
				V	16.61	3.89	1.26	19.24	0.084
	1	0	Highest	H	19.45	4.00	1.26	22.19	0.166
				V	16.31	4.00	1.26	19.05	0.080
16QAM	1	0	Lowest	H	19.96	3.75	1.26	22.45	0.176
				V	16.86	3.75	1.26	19.35	0.086
	1	0	Middle	H	19.53	3.89	1.26	22.16	0.164
				V	16.60	3.89	1.26	19.23	0.084
	1	0	Highest	H	19.73	4.00	1.26	22.47	0.177
				V	16.68	4.00	1.26	19.42	0.087
Limit								**34.77**	**3**

Radiated Power (ERP) for LTE Band 12 / 3M									
Modulation	RB		Channel	Antenna (H&V)	SG Level (dBm)	Antenna Factor (dBd)	Cable Loss (dB)	ERP (dBm)	ERP (W)
	Size	offset							
QPSK	1	0	Lowest	H	19.96	3.75	1.26	22.45	0.176
				V	16.76	3.75	1.26	19.25	0.084
	1	0	Middle	H	19.73	3.89	1.26	22.36	0.172
				V	16.61	3.89	1.26	19.24	0.084
	1	0	Highest	H	19.79	4.00	1.26	22.53	0.179
				V	16.62	4.00	1.26	19.36	0.086
16QAM	1	0	Lowest	H	19.98	3.75	1.26	22.47	0.177
				V	16.88	3.75	1.26	19.37	0.086
	1	0	Middle	H	19.80	3.89	1.26	22.43	0.175
				V	16.69	3.89	1.26	19.32	0.086
	1	0	Highest	H	19.79	4.00	1.26	22.53	0.179
				V	16.67	4.00	1.26	19.41	0.087
Limit								**34.77**	**3**

Radiated Power (ERP) for LTE Band 12 / 5M									
Modulation	RB		Channel	Antenna (H&V)	SG Level (dBm)	Antenna Factor (dBd)	Cable Loss (dB)	ERP (dBm)	ERP (W)
	Size	offset							
QPSK	1	0	Lowest	H	19.84	3.75	1.26	22.33	0.171
				V	16.57	3.75	1.26	19.06	0.081
	1	0	Middle	H	19.61	3.89	1.26	22.24	0.167
				V	16.50	3.89	1.26	19.13	0.082
	1	0	Highest	H	19.62	4.00	1.26	22.36	0.172
				V	16.50	4.00	1.26	19.24	0.084
16QAM	1	0	Lowest	H	19.74	3.75	1.26	22.23	0.167
				V	16.76	3.75	1.26	19.25	0.084
	1	0	Middle	H	19.52	3.89	1.26	22.15	0.164
				V	16.45	3.89	1.26	19.08	0.081
	1	0	Highest	H	19.50	4.00	1.26	22.24	0.167
				V	16.38	4.00	1.26	19.12	0.082
Limit								**34.77**	**3**

Radiated Power (ERP) for LTE Band 12 / 10M									
Modulation	RB		Channel	Antenna (H&V)	SG Level (dBm)	Antenna Factor (dBd)	Cable Loss (dB)	ERP (dBm)	ERP (W)
	Size	offset							
QPSK	1	0	Lowest	H	19.66	3.75	1.26	22.15	0.164
				V	16.57	3.75	1.26	19.06	0.081
	1	0	Middle	H	19.52	3.89	1.26	22.15	0.164
				V	16.50	3.89	1.26	19.13	0.082
	1	0	Highest	H	19.49	4.00	1.26	22.23	0.167
				V	16.42	4.00	1.26	19.16	0.082
16QAM	1	0	Lowest	H	19.93	3.75	1.26	22.42	0.175
				V	16.83	3.75	1.26	19.32	0.086
	1	0	Middle	H	19.73	3.89	1.26	22.36	0.172
				V	16.64	3.89	1.26	19.27	0.085
	1	0	Highest	H	19.68	4.00	1.26	22.42	0.175
				V	16.51	4.00	1.26	19.25	0.084
Limit								**34.77**	**3**

Radiated Power (ERP) for LTE Band 17 / 5M									
Modulation	RB		Channel	Antenna (H&V)	SG Level (dBm)	Antenna Factor (dBd)	Cable Loss (dB)	ERP (dBm)	EIRP (W)
	Size	offset							
QPSK	1	0	Lowest	H	19.96	3.48	1.29	22.15	0.164
				V	17.03	3.48	1.29	19.22	0.084
	1	0	Middle	H	19.70	3.85	1.29	22.26	0.168
				V	16.61	3.85	1.29	19.17	0.083
	1	0	Highest	H	19.43	4.19	1.29	22.33	0.171
				V	16.31	4.19	1.29	19.21	0.083
16QAM	1	0	Lowest	H	20.23	3.48	1.29	22.42	0.175
				V	17.07	3.48	1.29	19.26	0.084
	1	0	Middle	H	19.86	3.85	1.29	22.42	0.175
				V	16.73	3.85	1.29	19.29	0.085
	1	0	Highest	H	19.44	4.19	1.29	22.34	0.171
				V	16.32	4.19	1.29	19.22	0.084
Limit								**34.77**	**3**

Radiated Power (ERP) for LTE Band 17 / 10M									
Modulation	RB		Channel	Antenna (H&V)	SG Level (dBm)	Antenna Factor (dBd)	Cable Loss (dB)	ERP (dBm)	EIRP (W)
	Size	offset							
QPSK	1	0	Lowest	H	20.30	3.48	1.29	22.49	0.177
				V	17.04	3.48	1.29	19.23	0.084
	1	0	Middle	H	19.77	3.85	1.29	22.33	0.171
				V	16.69	3.85	1.29	19.25	0.084
	1	0	Highest	H	19.55	4.19	1.29	22.45	0.176
				V	16.48	4.19	1.29	19.38	0.087
16QAM	1	0	Lowest	H	19.99	3.48	1.29	22.18	0.165
				V	16.89	3.48	1.29	19.08	0.081
	1	0	Middle	H	19.63	3.85	1.29	22.19	0.166
				V	16.52	3.85	1.29	19.08	0.081
	1	0	Highest	H	19.34	4.19	1.29	22.24	0.167
				V	16.21	4.19	1.29	19.11	0.081
Limit								**34.77**	**3**

ATTACHMENT G--RADIATED OUT BAND OF EMISSIONS

Measurement Data (worst case)

Test mode:	LTE BAND 2 20MHz(RB size 1 & RB offset 0) for QPSK						
Channel:	Middle			Date of Test:	2020-10-25		
Frequency (MHz)	Spurious Emission					Limit (dBm)	Result
	Polarization (H&V)	Read Level (dBm)	Antenna Correct Factor (dBi)	Cable Loss (dB)	Emission Level (dBm)		
3759.90	Horizontal	-59.41	14.94	6.12	-38.35	-13.00	Pass
5640.20	H	-64.08	13.87	7.86	-42.35		
7519.60	H	-63.61	14.49	9.54	-39.58		
3759.90	Vertical	-62.56	15.97	6.24	-40.35	-13.00	Pass
5640.20	V	-61.34	13.94	7.98	-39.42		
7519.60	V	-62.22	13.87	9.68	-38.67		

Remark: 1, The testing has been conformed to 10*1880MHz=18800MHz.
2, All other emissions more than 30 dB below the limit.
3, Emission Level= Read Level+ Antenna Correct Factor +Cable Loss

Test mode:	LTE BAND 4 20MHz(RB size 1 & RB offset 0) for QPSK						
Channel:	Middle			Date of Test:	2020-10-25		
Frequency (MHz)	Spurious Emission					Limit (dBm)	Result
	Polarization (H&V)	Read Level (dBm)	Antenna Correct Factor (dBi)	Cable Loss (dB)	Emission Level (dBm)		
3465.99	Horizontal	-60.70	14.94	6.24	-39.52	-13.00	Pass
5198.98	H	-64.17	13.87	7.98	-42.32		
6932.13	H	-62.89	14.49	9.68	-38.72		
3465.99	Vertical	-60.66	15.97	6.24	-38.45	-13.00	Pass
5198.98	V	-63.60	13.94	7.98	-41.68		
6932.13	V	-63.02	13.87	9.68	-39.47		

Remark: 1, The testing has been conformed to 10*1732.5MHz=17325MHz.
2, All other emissions more than 30 dB below the limit.
3, Emission Level= Read Level+ Antenna Correct Factor +Cable Loss

Test mode:	LTE BAND 5 10MHz(RB size 1 & RB offset 0) for QPSK						
Channel:	Middle			Date of Test:	2020-10-25		
Frequency (MHz)	Spurious Emission					Limit (dBm)	Result
	Polarization (H&V)	Read Level (dBm)	Antenna Correct Factor (dBi)	Cable Loss (dB)	Emission Level (dBm)		
1673.00	Horizontal	-49.71	7.49	3.97	-38.25	-13.00	Pass
2509.50	H	-57.66	7.03	5.05	-45.58		
3346.00	H	-58.31	12.48	5.98	-39.85		
1673.00	Vertical	-51.46	8.02	3.97	-39.47	-13.00	Pass
2509.50	V	-60.09	10.47	5.05	-44.57		
3346.00	V	-66.14	16.92	5.98	-43.24		

Remark: 1, The testing has been conformed to 10*836.5MHz=8365MHz.
2, All other emissions more than 30 dB below the limit.
3, Emission Level= Read Level+ Antenna Correct Factor +Cable Loss

Test mode:	LTE BAND 12 10MHz(RB size 1 & RB offset 0) for QPSK						
Channel:	Middle			Date of Test:	2020-10-25		
Frequency (MHz)	Spurious Emission					Limit (dBm)	Result
	Polarization (H&V)	Read Level (dBm)	Antenna Correct Factor (dBi)	Cable Loss (dB)	Emission Level (dBm)		
1414.80	Horizontal	-50.81	7.49	3.87	-39.45	-13.00	Pass
2122.70	H	-49.58	7.03	5.03	-37.52		
2829.60	H	-58.79	12.48	5.96	-40.35		
1414.80	Vertical	-50.34	8.02	3.87	-38.45	-13.00	Pass
2122.70	V	-51.75	10.47	5.03	-36.25		
2829.60	V	-61.55	16.92	5.96	-38.67		

Remark: 1, The testing has been conformed to 10*707.50MHz=7075.0MHz.
2, All other emissions more than 30 dB below the limit.
3, Emission Level= Read Level+ Antenna Correct Factor +Cable Loss

Test mode:	LTE BAND 17 10MHz(RB size 1 & RB offset 0) for QPSK						
Channel:	Middle			Date of Test:	2020-10-25		
Frequency (MHz)	Spurious Emission					Limit (dBm)	Result
	Polarization (H&V)	Read Level (dBm)	Antenna Correct Factor (dBi)	Cable Loss (dB)	Emission Level (dBm)		
1420.30	Horizontal	-49.76	7.49	3.85	-38.42	-13.00	Pass
2130.52	H	-52.18	7.03	5.02	-40.13		
2840.56	H	-55.63	12.48	5.47	-37.68		
1420.30	Vertical	-49.57	8.02	3.87	-37.68	-13.00	Pass
2130.52	V	-54.95	10.47	5.03	-39.45		
2840.56	V	-63.02	16.92	5.96	-40.14		

Remark: 1, The testing has been conformed to 10*710MHz=7100MHz.
2, All other emissions more than 30 dB below the limit.
3, Emission Level= Read Level+ Antenna Correct Factor +Cable Loss

ATTACHMENT H--FREQUENCY STABILITY

Temperature Variation					
Reference Frequency: LTE Band 2 QPSK(20MHz) Middle channel=18900 Frequency=1880.0MHz					
Power supplied (Vdc)	Temperature (℃)	Frequency error		Limit (ppm)	Result
		Hz	ppm		
3.80	-30	85	0.0452	±2.5	Pass
	-20	100	0.0534		
	-10	94	0.0502		
	0	113	0.0601		
	10	96	0.0510		
	20	75	0.0400		
	30	73	0.0390		
	40	75	0.0401		
	50	85	0.0454		
Reference Frequency: LTE Band 2 16QAM(20MHz) Middle channel=18900 Frequency=1880.0MHz					
Power supplied (Vdc)	Temperature (℃)	Frequency error		Limit (ppm)	Result
		Hz	ppm		
3.80	-30	56	0.0298	±2.5	Pass
	-20	33	0.0176		
	-10	37	0.0198		
	0	88	0.0468		
	10	88	0.0469		
	20	58	0.0308		
	30	88	0.0467		
	40	70	0.0374		
	50	59	0.0316		
Reference Frequency: LTE Band 4 QPSK(20MHz) Middle channel=20175 Frequency=1732.5MHz					
Power supplied (Vdc)	Temperature (℃)	Frequency error		Limit (ppm)	Result
		Hz	ppm		
3.80	-30	74	0.0427	±2.5	Pass
	-20	66	0.0383		
	-10	72	0.0417		
	0	60	0.0346		
	10	62	0.0359		
	20	87	0.0502		
	30	69	0.0400		
	40	114	0.0657		
	50	65	0.0374		
Reference Frequency: LTE Band 4 16QAM(20MHz) Middle channel=20175 Frequency=1732.5MHz					
Power supplied (Vdc)	Temperature (℃)	Frequency error		Limit (ppm)	Result
		Hz	ppm		
3.80	-30	39	0.0225	±2.5	Pass
	-20	70	0.0402		
	-10	19	0.0110		
	0	50	0.0289		
	10	64	0.0371		
	20	64	0.0369		
	30	27	0.0157		
	40	60	0.0349		
	50	25	0.0146		

Temperature Variation					
Reference Frequency: LTE Band 5 QPSK(10MHz) Middle channel=20525 Frequency=836.5MHz					
Power supplied (Vdc)	Temperature (℃)	Frequency error		Limit (ppm)	Result
		Hz	ppm		
3.80	-30	78	0.0932	±2.5	Pass
	-20	88	0.1054		
	-10	89	0.1064		
	0	77	0.0919		
	10	94	0.1121		
	20	111	0.1322		
	30	109	0.1305		
	40	84	0.0998		
	50	70	0.0836		
Reference Frequency: LTE Band 5 16QAM(10MHz) Middle channel=20525 Frequency=836.5MHz					
Power supplied (Vdc)	Temperature (℃)	Frequency error		Limit (ppm)	Result
		Hz	ppm		
3.80	-30	86	0.1028	±2.5	Pass
	-20	58	0.0693		
	-10	75	0.0898		
	0	66	0.0784		
	10	100	0.1201		
	20	122	0.1456		
	30	104	0.1240		
	40	88	0.1048		
	50	99	0.1178		
Reference Frequency: LTE Band 12 QPSK(10MHz) Middle channel=23095 Frequency=707.5MHz					
Power supplied (Vdc)	Temperature (℃)	Frequency error		Limit (ppm)	Result
		Hz	ppm		
3.80	-30	76	0.1074	±2.5	Pass
	-20	85	0.1202		
	-10	96	0.1359		
	0	61	0.0862		
	10	44	0.0616		
	20	39	0.0556		
	30	112	0.1584		
	40	53	0.0744		
	50	52	0.0730		
Reference Frequency: LTE Band 12 16QAM(10MHz) Middle channel=23095 Frequency=707.5MHz					
Power supplied (Vdc)	Temperature (℃)	Frequency error		Limit (ppm)	Result
		Hz	ppm		
3.80	-30	62	0.0876	±2.5	Pass
	-20	56	0.0797		
	-10	94	0.1326		
	0	64	0.0909		
	10	57	0.0811		
	20	67	0.0948		
	30	26	0.0373		
	40	39	0.0548		
	50	82	0.1160		
	50	62	0.0876		

Temperature Variation					
Reference Frequency: LTE Band 17 QPSK(10MHz) Middle channel=23790 Frequency=710.00MHz					
Power supplied (Vdc)	Temperature (℃)	Frequency error		Limit (ppm)	Result
		Hz	ppm		
3.80	-30	49	0.0690	±2.5	Pass
	-20	56	0.0784		
	-10	58	0.0811		
	0	80	0.1127		
	10	70	0.0990		
	20	35	0.0499		
	30	47	0.0658		
	40	71	0.1000		
	50	33	0.0460		
Reference Frequency: LTE Band 17 16QAM(10MHz) Middle channel=23790 Frequency=710.00MHz					
Power supplied (Vdc)	Temperature (℃)	Frequency error		Limit (ppm)	Result
		Hz	ppm		
3.80	-30	75	0.1056	±2.5	Pass
	-20	105	0.1479		
	-10	75	0.1056		
	0	50	0.0700		
	10	39	0.0545		
	20	70	0.0988		
	30	107	0.1510		
	40	37	0.0522		
	50	39	0.0553		

Voltage Variation					
Reference Frequency: LTE Band 2 QPSK(20MHz) Middle channel=18900 Frequency=1880.0MHz					
Temperature (℃)	Power supplied (Vdc)	Frequency error		Limit (ppm)	Result
		Hz	ppm		
25	3.45	113	0.0601	±2.5	Pass
	3.80	109	0.0580		
	4.35	116	0.0617		
Reference Frequency: LTE Band 2 16QAM(20MHz) Middle channel=18900 Frequency=1880.0MHz					
Temperature (℃)	Power supplied (Vdc)	Frequency error		Limit (ppm)	Result
		Hz	ppm		
25	3.45	136	0.0721	±2.5	Pass
	3.80	68	0.0360		
	4.35	92	0.0491		
Reference Frequency: LTE Band 4 QPSK(20MHz) Middle channel=20175 Frequency=1732.5MHz					
Temperature (℃)	Power supplied (Vdc)	Frequency error		Limit (ppm)	Result
		Hz	ppm		
25	3.45	124	0.0716	±2.5	Pass
	3.80	113	0.0652		
	4.35	150	0.0867		
Reference Frequency: LTE Band 4 16QAM(20MHz) Middle channel=20175 Frequency=1732.5MHz					
Temperature (℃)	Power supplied (Vdc)	Frequency error		Limit (ppm)	Result
		Hz	ppm		
25	3.45	101	0.0585	±2.5	Pass
	3.80	129	0.0742		
	4.35	141	0.0814		
Reference Frequency: LTE Band 5 QPSK(10MHz) Middle channel=20525 Frequency=836.5MHz					
Temperature (℃)	Power supplied (Vdc)	Frequency error		Limit (ppm)	Result
		Hz	ppm		
25	3.45	128	0.1529	±2.5	Pass
	3.80	88	0.1052		
	4.35	103	0.1229		
Reference Frequency: LTE Band 5 16QAM(10MHz) Middle channel=20525 Frequency=836.5MHz					
Temperature (℃)	Power supplied (Vdc)	Frequency error		Limit (ppm)	Result
		Hz	ppm		
25	3.45	142	0.1699	±2.5	Pass
	3.80	110	0.1317		
	4.35	107	0.1281		

Voltage Variation					
Reference Frequency: LTE Band 12 QPSK(10MHz) Middle channel=23095 Frequency=707.5MHz					
Temperature (℃)	Power supplied (Vdc)	Frequency error		Limit (ppm)	Result
		Hz	ppm		
25	3.45	90	0.1267	±2.5	Pass
	3.80	81	0.1144		
	4.35	89	0.1256		
Reference Frequency: LTE Band 12 16QAM(10MHz) Middle channel=23095 Frequency=707.5MHz					
Temperature (℃)	Power supplied (Vdc)	Frequency error		Limit (ppm)	Result
		Hz	ppm		
25	3.45	138	0.1946	±2.5	Pass
	3.80	84	0.1187		
	4.35	115	0.1632		
Reference Frequency: LTE Band 17 QPSK(10MHz) Middle channel=23790 Frequency=710.00MHz					
Temperature (℃)	Power supplied (Vdc)	Frequency error		Limit (ppm)	Result
		Hz	ppm		
25	3.45	88	0.1233	±2.5	Pass
	3.80	136	0.1922		
	4.35	96	0.1355		
Reference Frequency: LTE Band 17 16QAM(10MHz) Middle channel=23790 Frequency=710.00MHz					
Temperature (℃)	Power supplied (Vdc)	Frequency error		Limit (ppm)	Result
		Hz	ppm		
25	3.45	108	0.1523	±2.5	Pass
	3.80	112	0.1577		
	4.35	83	0.1162		

------End of Report------