RF Test Data for 5G Wi-Fi (Conducted Measurements)

General Description of EUT	
Product Name:	**Smart POS Payment Terminal**
Test Model:	**CS50**
Sample ID:	**20211111-01_01-02#**
Environmental Conditions	
Temperature:	**25℃**
Relative Humidity:	**55%**
Test Voltage:	**DC 7.6V**
Test Engineer:	**Huangjianping**
Note: For a more detailed features description, please refer to the report TB-FCC185238	

Contents

1. Emission Bandwidth 3
1.1.Test Result 3
2.1.Test Graphs 4
2. Occupied channel bandwidth 14
2.1.Test Result 14
2.2.Test Graphs 15
3. Min emission bandwidth 25
3.1.Test Result 25
3.2.Test Graphs 26
4. Maximum conducted output power 31
4.1.Test Result 31
5. Maximum power spectral density 32
5.1.Test Result 32
5.2.Test Graphs 33
6. Band edge measurements 43
6.1.Test Result 43
6.2.Test Graphs 45
7. Emissions in Restricted Bands 53
7.1.Test Result 53
7.2.Test Graphs 56
8. Conducted Spurious Emission 68
8.1.Test Result 68
8.2.Test Graphs 70
9. Frequency Stability 89
9.1.Test Result 89
10. Duty Cycle 95
10.1.Test Result 95
10.2.Test Graphs 96

1. Emission Bandwidth

1.1.Test Result

TestMode	Antenna	Channel	26db EBW [MHz]	FL[MHz]	FH[MHz]	Limit[MHz]	Verdict
11A	Ant1	5180	20.44	5170.00	5190.44	---	---
		5200	20.48	5189.84	5210.32	---	---
		5240	21.12	5229.04	5250.16	---	---
		5745	25.52	5732.28	5757.80	---	---
		5785	24.76	5772.36	5797.12	---	---
		5825	31.92	5809.40	5841.32	---	---
11N20SISO	Ant1	5180	24.28	5168.24	5192.52	---	---
		5200	26.88	5186.20	5213.08	---	---
		5240	29.88	5226.24	5256.12	---	---
		5745	25.88	5732.04	5757.92	---	---
		5785	27.40	5770.80	5798.20	---	---
		5825	26.92	5811.24	5838.16	---	---
11N40SISO	Ant1	5190	57.20	5158.96	5216.16	---	---
		5230	63.20	5196.00	5259.20	---	---
		5755	59.04	5720.84	5779.88	---	---
		5795	57.44	5762.36	5819.80	---	---
11AC20SISO	Ant1	5180	22.00	5168.44	5190.44	---	---
		5200	22.80	5189.80	5212.60	---	---
		5240	23.68	5229.60	5253.28	---	---
		5745	24.28	5733.32	5757.60	---	---
		5785	24.56	5771.88	5796.44	---	---
		5825	22.00	5813.60	5835.60	---	---
11AC40SISO	Ant1	5190	45.76	5167.12	5212.88	---	---
		5230	55.84	5199.28	5255.12	---	---
		5755	53.60	5725.56	5779.16	---	---
		5795	59.76	5766.52	5826.28	---	---
11AC80SISO	Ant1	5210	111.04	5153.52	5264.56	---	---
		5775	144.32	5697.88	5842.20	---	---

2.1.Test Graphs

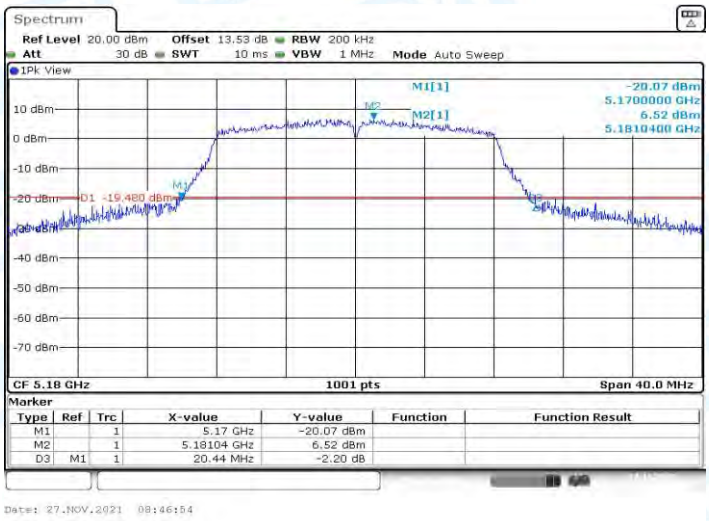

11A_Ant1_5180

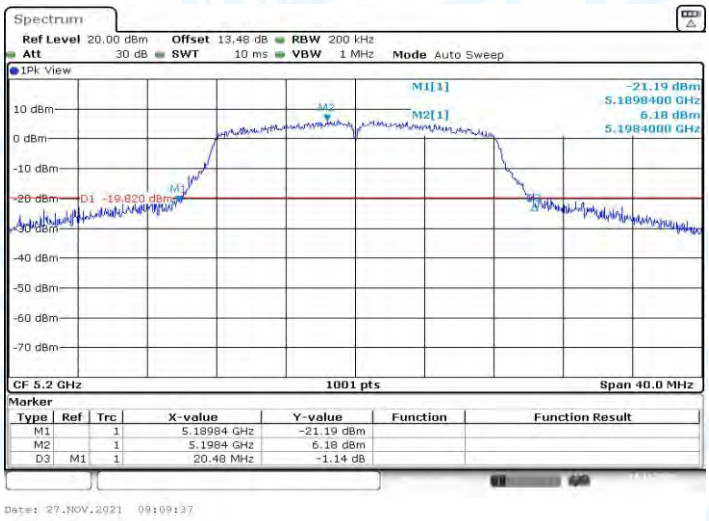

11A_Ant1_5200

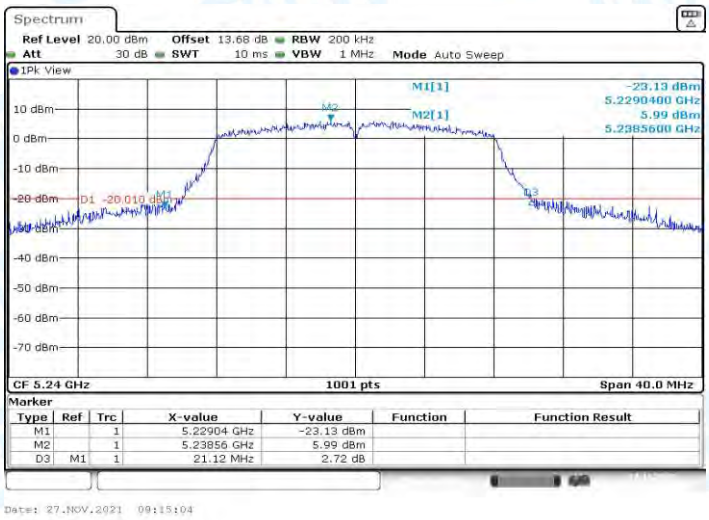

11A_Ant1_5240

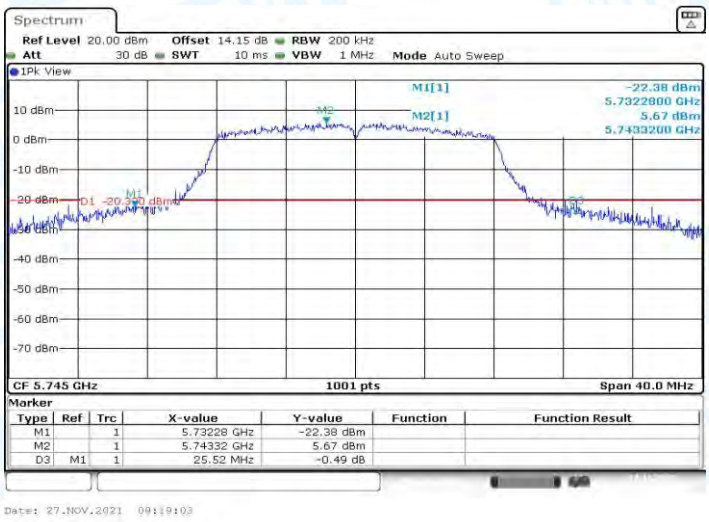

11A_Ant1_5745

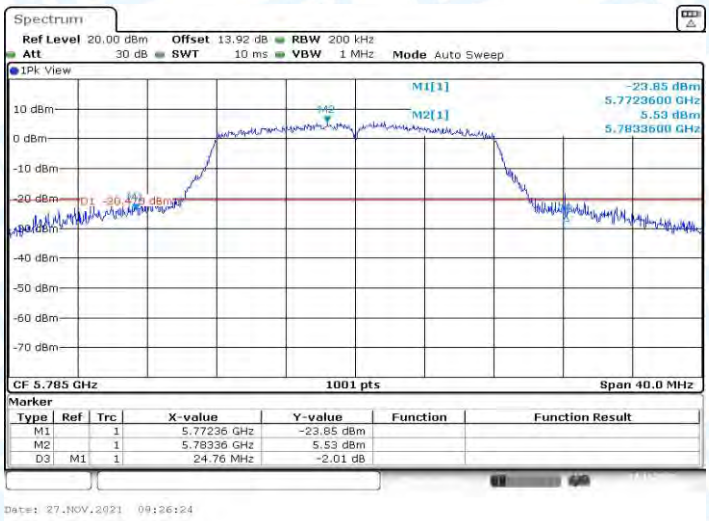

11A_Ant1_5785

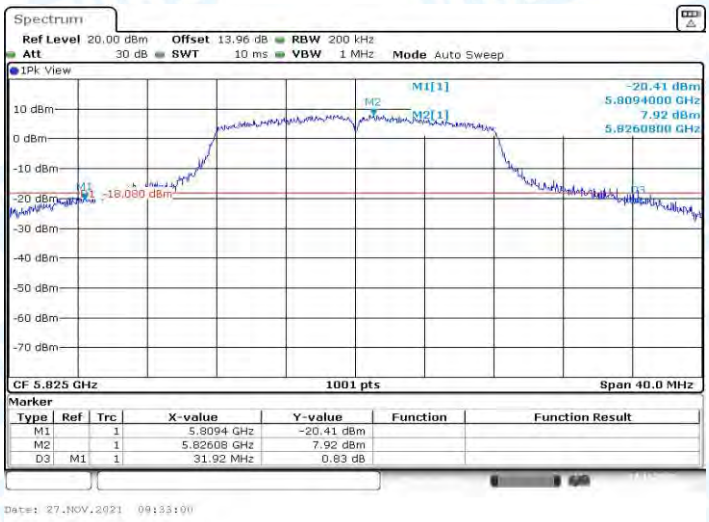

11A_Ant1_5825

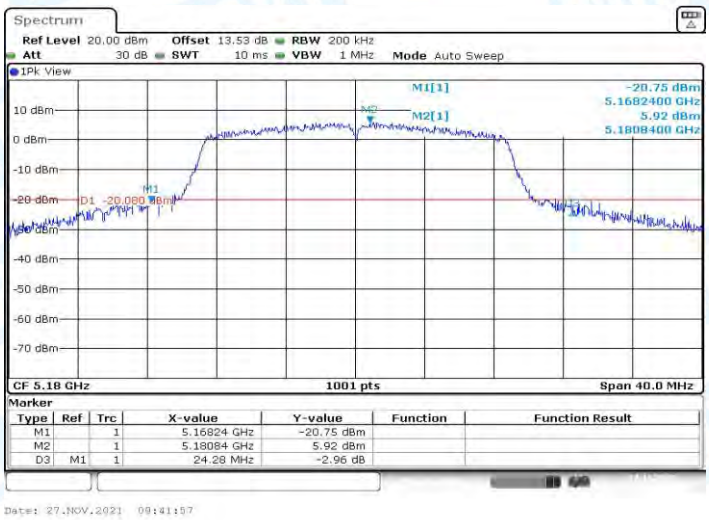

11N20SISO_Ant1_5180

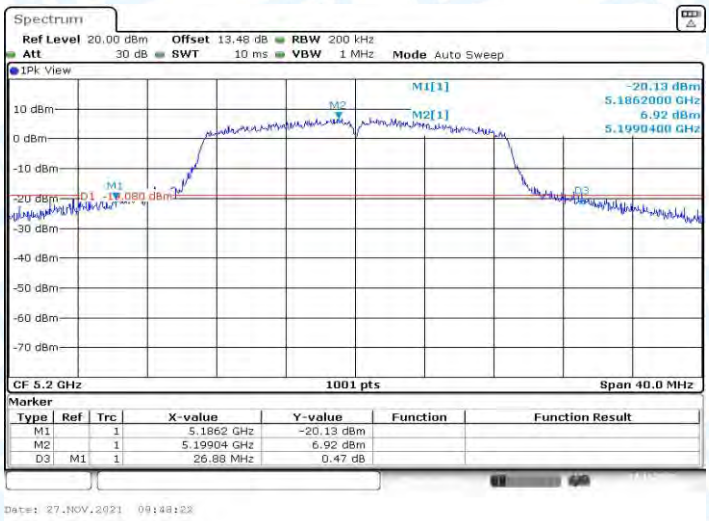

11N20SISO_Ant1_5200

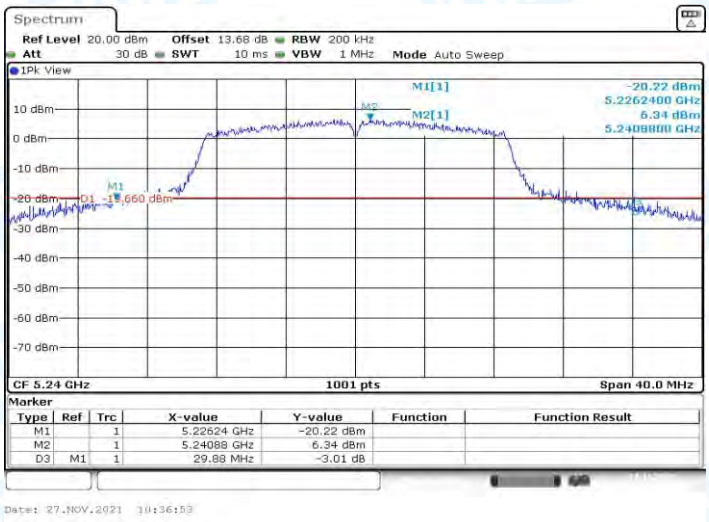

11N20SISO_Ant1_5240

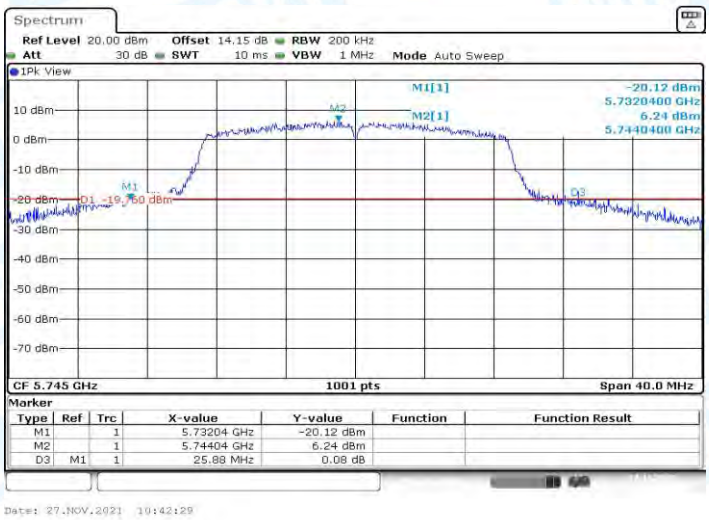

11N20SISO_Ant1_5745

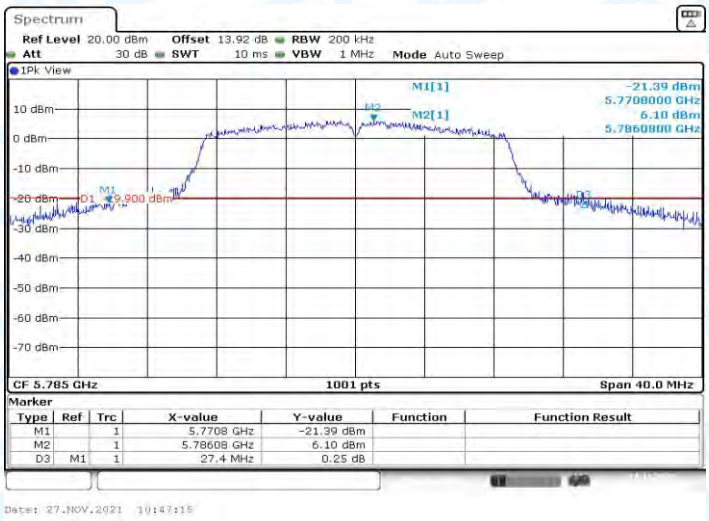

11N20SISO_Ant1_5785

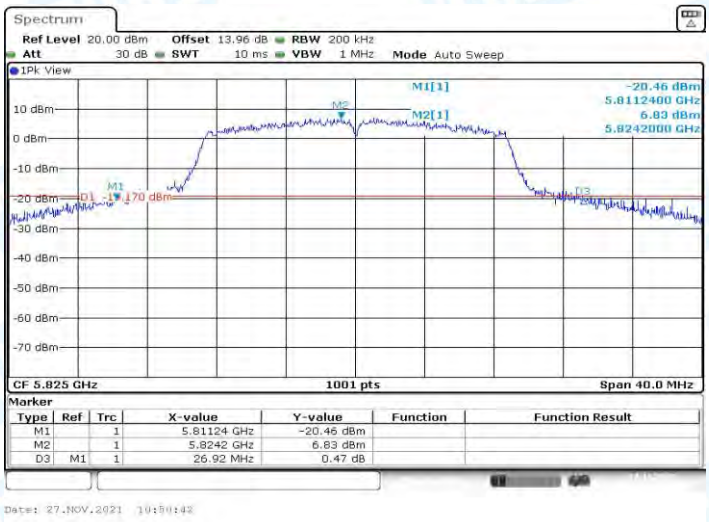

11N20SISO_Ant1_5825

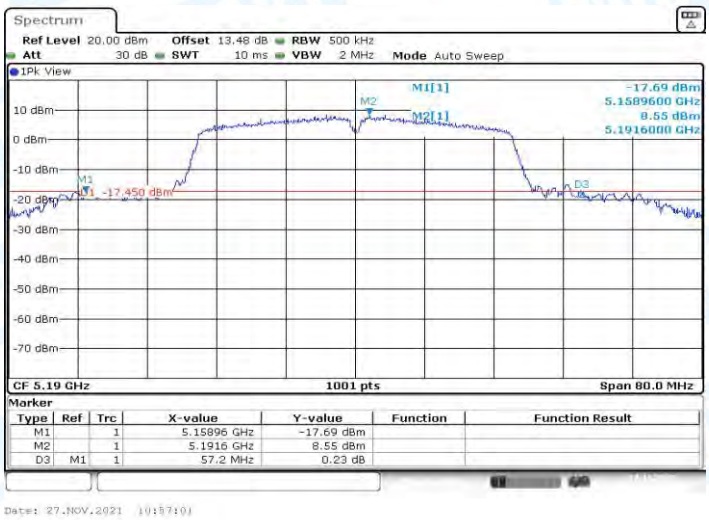

11N40SISO_Ant1_5190

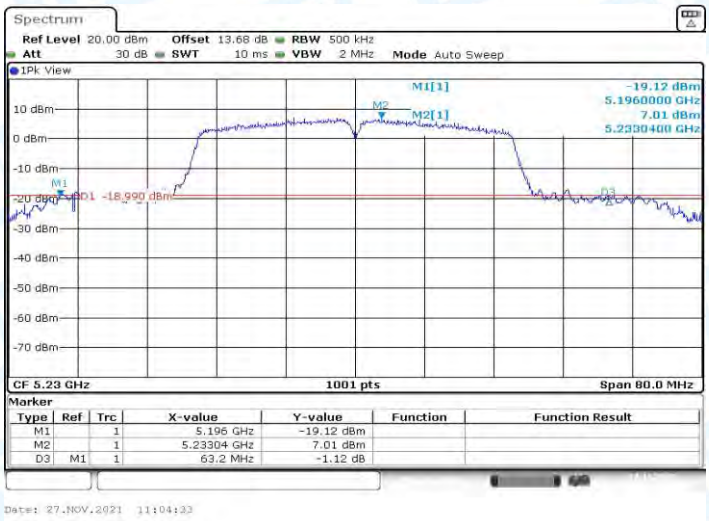

11N40SISO_Ant1_5230

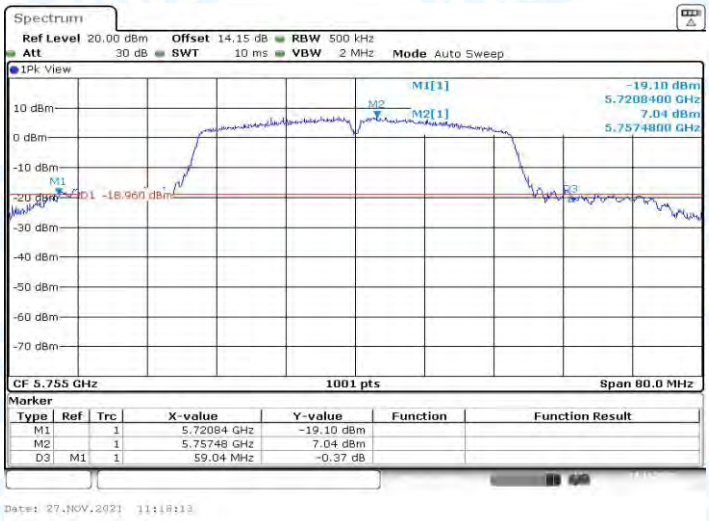

11N40SISO_Ant1_5755

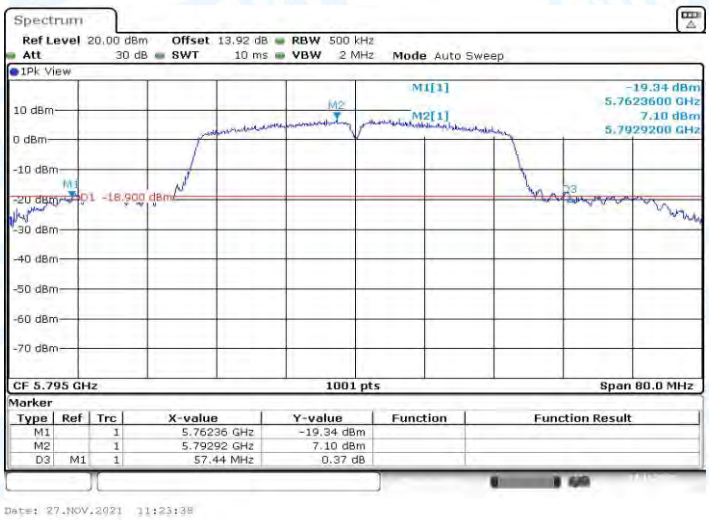

11N40SISO_Ant1_5795

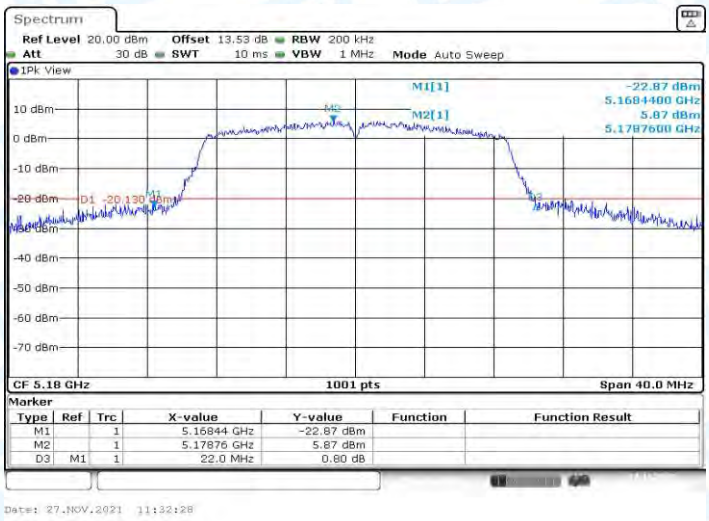

11AC20SISO_Ant1_5180

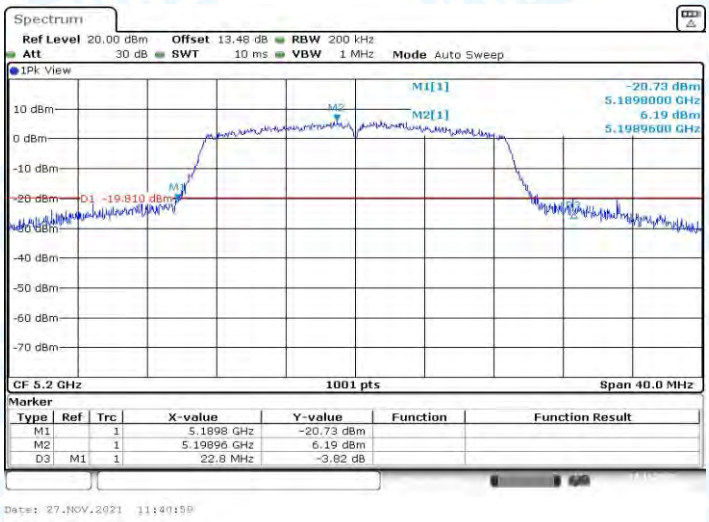

11AC20SISO_Ant1_5200

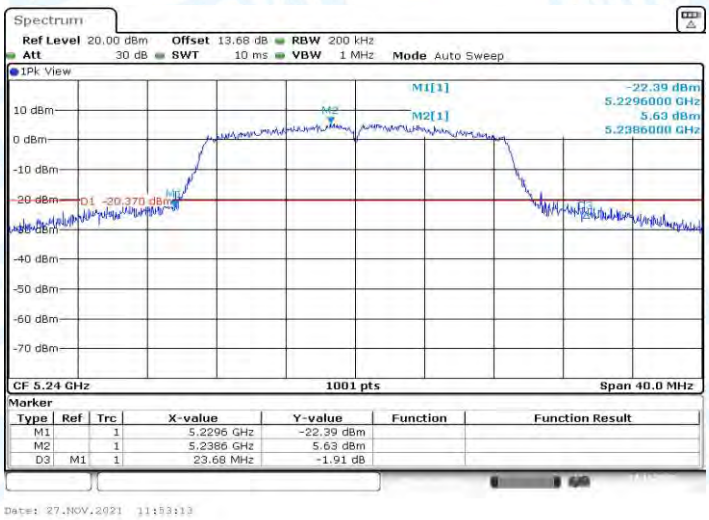

11AC20SISO_Ant1_5240

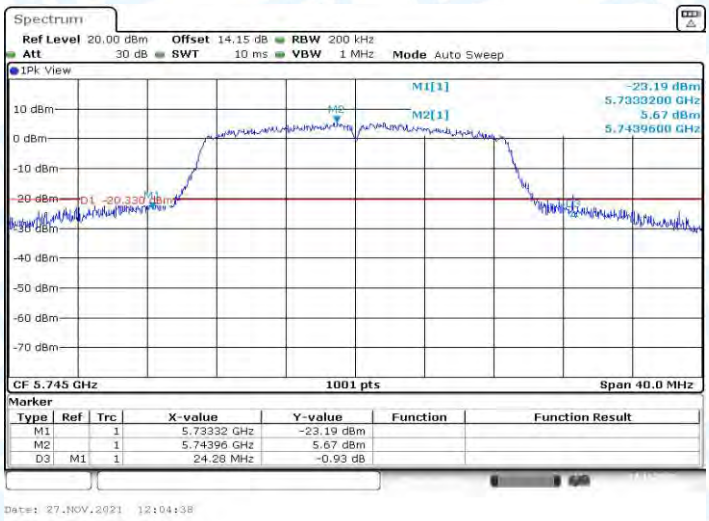

11AC20SISO_Ant1_5745

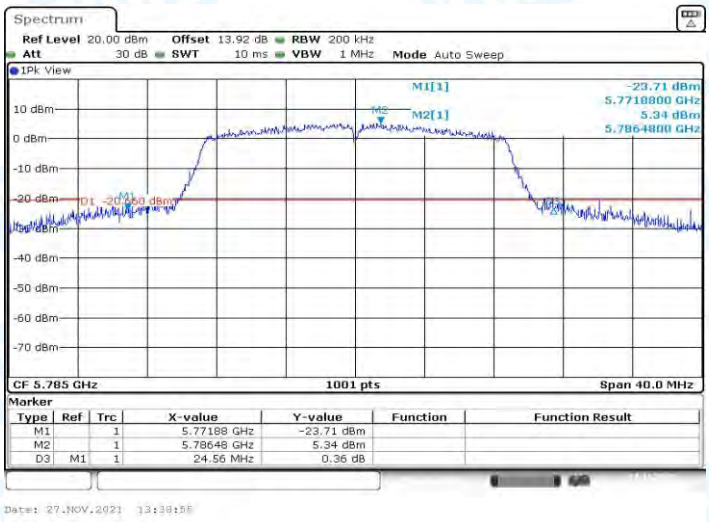

11AC20SISO_Ant1_5785

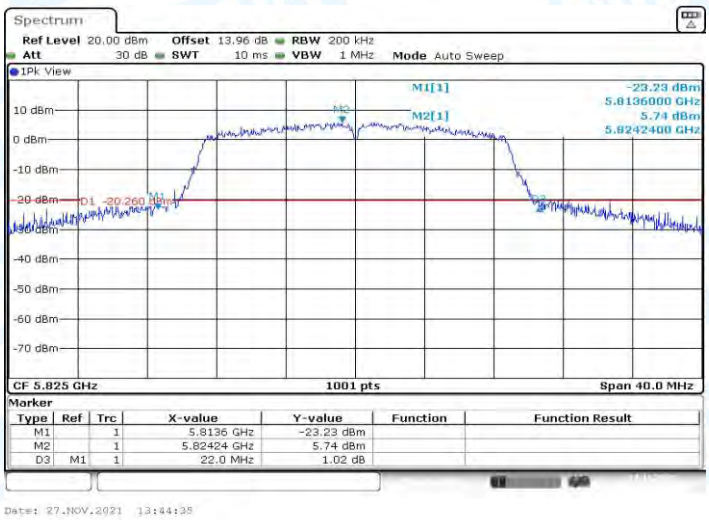

11AC20SISO_Ant1_5825

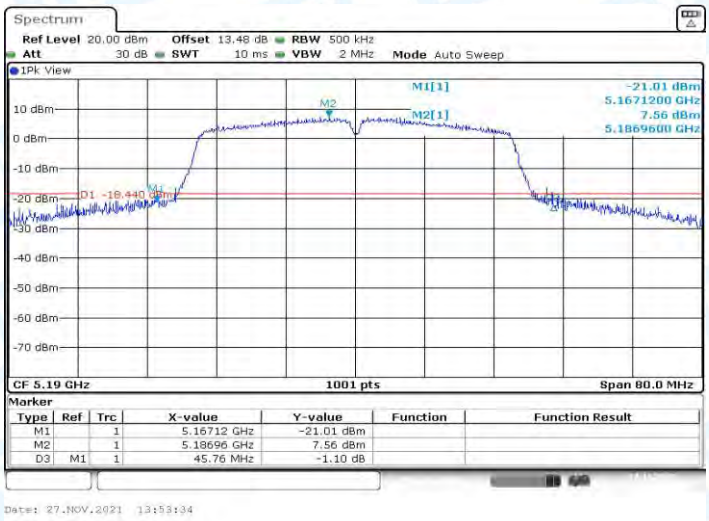

11AC40SISO_Ant1_5190

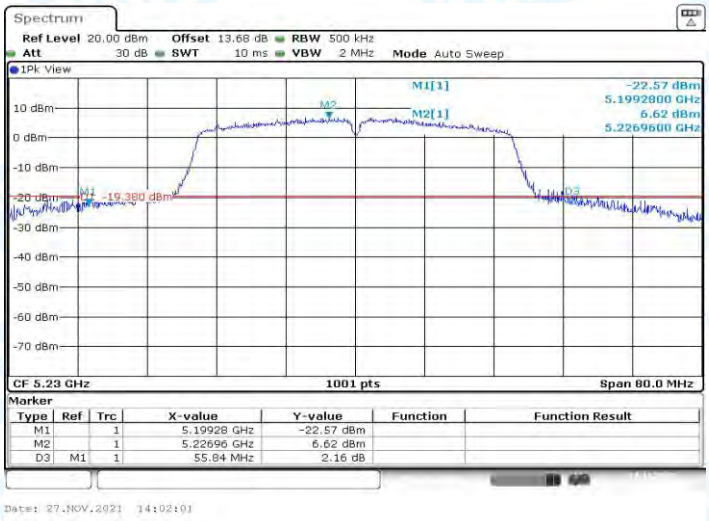

11AC40SISO_Ant1_5230

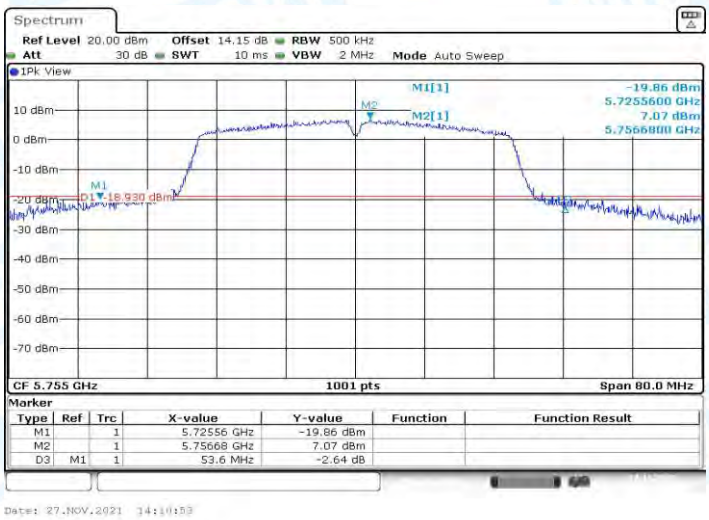

11AC40SISO_Ant1_5755

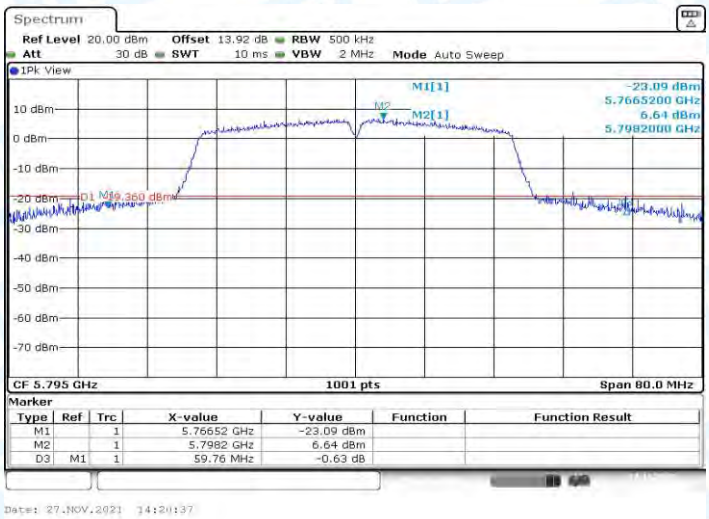

11AC40SISO_Ant1_5795

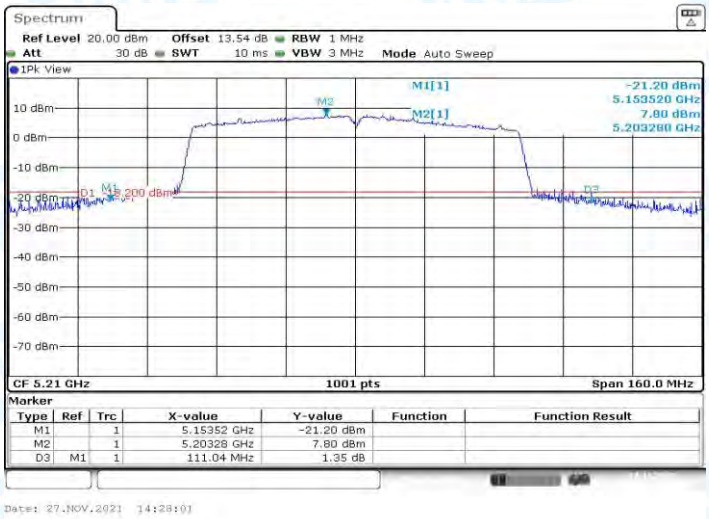

11AC80SISO_Ant1_5210

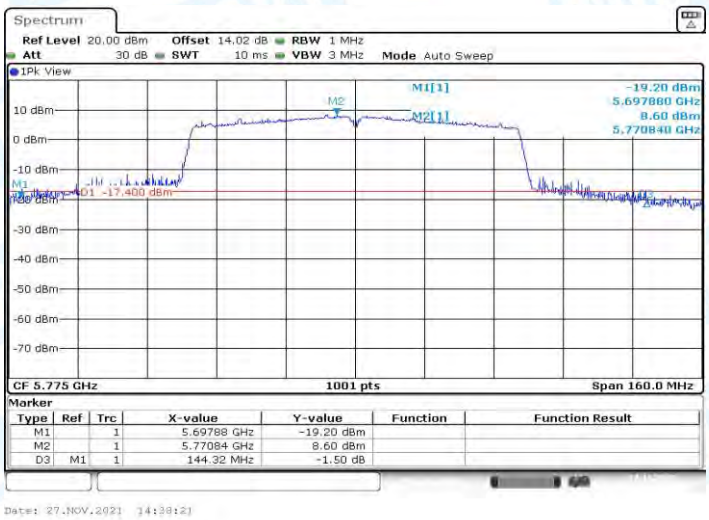

11AC80SISO_Ant1_5775

2. Occupied channel bandwidth

2.1.Test Result

TestMode	Antenna	Channel	OCB [MHz]	FL[MHz]	FH[MHz]	Limit[MHz]	Verdict
11A	Ant1	5180	16.863	5171.608	5188.472	---	---
		5200	17.103	5191.608	5208.711	---	---
		5240	17.063	5231.608	5248.671	---	---
		5745	17.063	5736.489	5753.551	---	---
		5785	16.903	5776.409	5793.312	---	---
		5825	17.143	5816.489	5833.631	---	---
11N20SISO	Ant1	5180	18.062	5170.929	5188.991	---	---
		5200	18.222	5190.969	5209.191	---	---
		5240	18.222	5230.889	5249.111	---	---
		5745	18.062	5735.929	5753.991	---	---
		5785	18.302	5775.929	5794.231	---	---
		5825	18.342	5815.889	5834.231	---	---
11N40SISO	Ant1	5190	37.003	5171.139	5208.142	---	---
		5230	36.204	5211.778	5247.982	---	---
		5755	36.444	5736.538	5772.982	---	---
		5795	36.683	5776.618	5813.302	---	---
11AC20SISO	Ant1	5180	18.062	5170.929	5188.991	---	---
		5200	17.822	5191.129	5208.951	---	---
		5240	17.902	5231.129	5249.031	---	---
		5745	17.982	5736.049	5754.031	---	---
		5785	17.902	5776.009	5793.911	---	---
		5825	18.142	5815.969	5834.111	---	---
11AC40SISO	Ant1	5190	36.284	5171.778	5208.062	---	---
		5230	36.364	5211.858	5248.222	---	---
		5755	36.364	5736.698	5773.062	---	---
		5795	36.124	5777.018	5813.142	---	---
11AC80SISO	Ant1	5210	75.604	5172.118	5247.722	---	---
		5775	76.563	5736.638	5813.202	---	---

2.2.Test Graphs

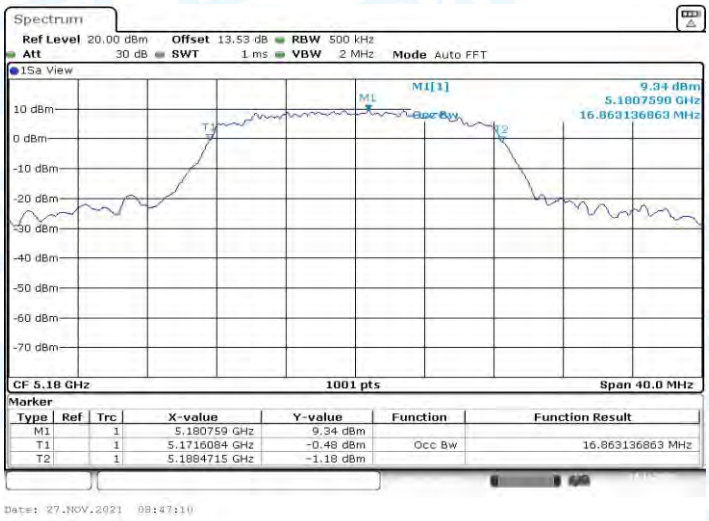

11A_Ant1_5180

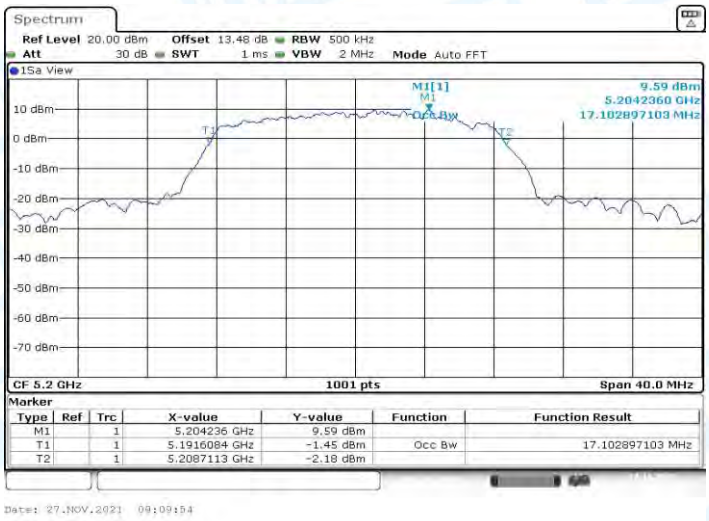

11A_Ant1_5200

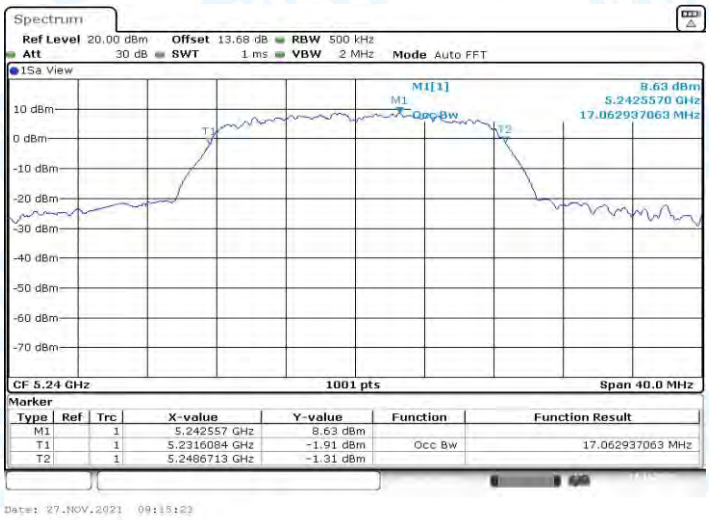

11A_Ant1_5240

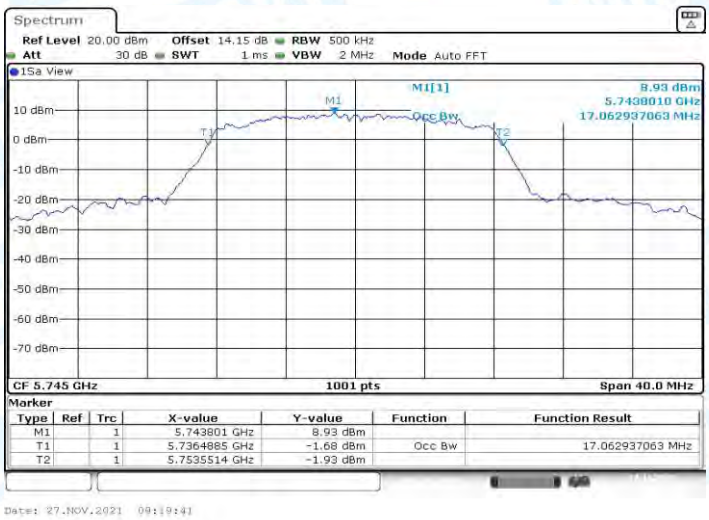

11A_Ant1_5745

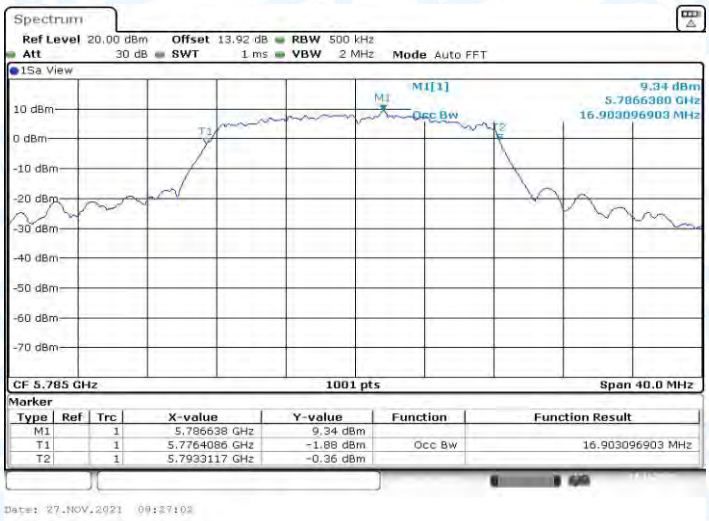

11A_Ant1_5785

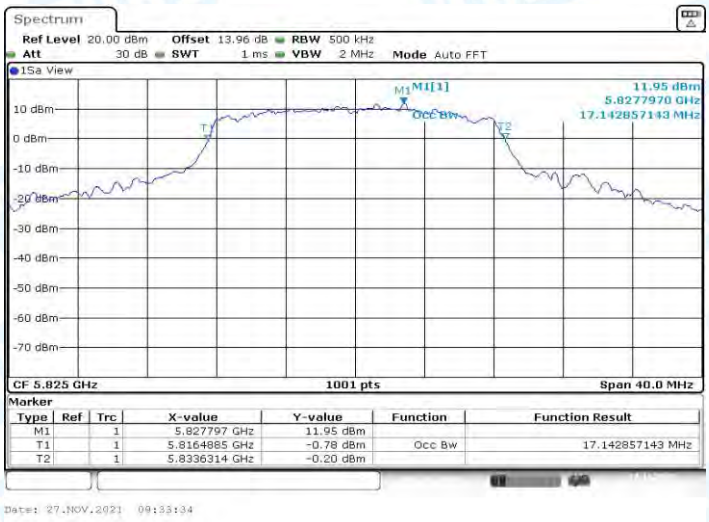

11A_Ant1_5825

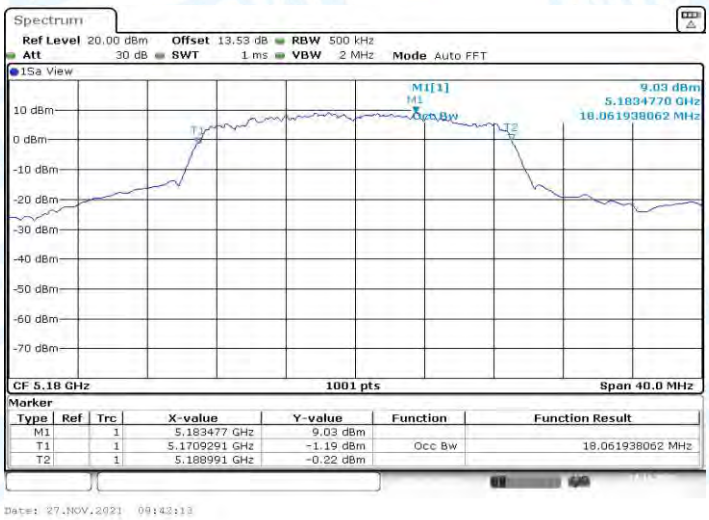

11N20SISO_Ant1_5180

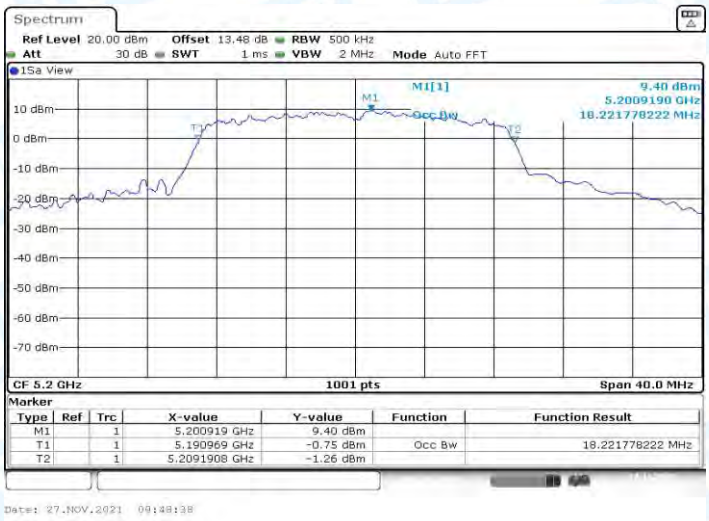

11N20SISO_Ant1_5200

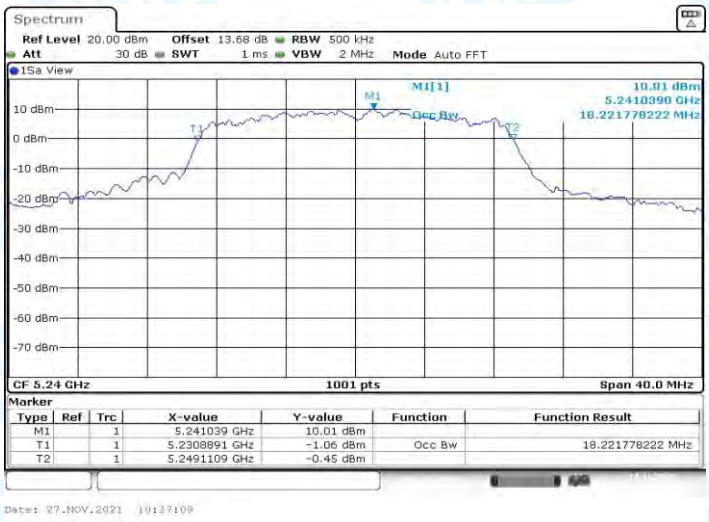

11N20SISO_Ant1_5240

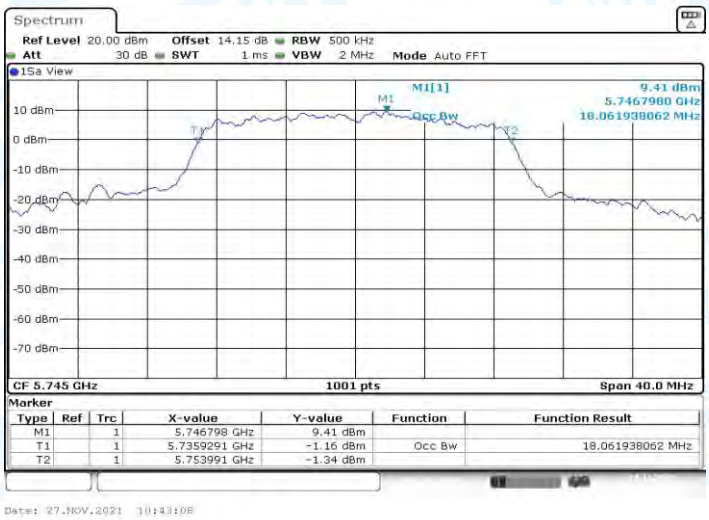

11N20SISO_Ant1_5745

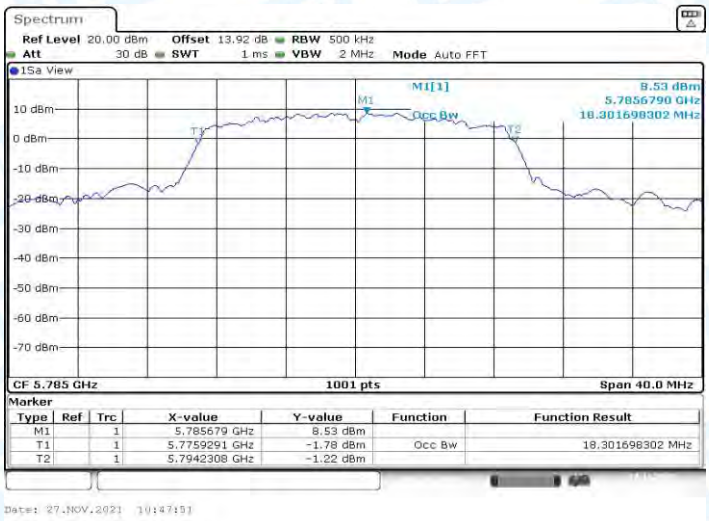

11N20SISO_Ant1_5785

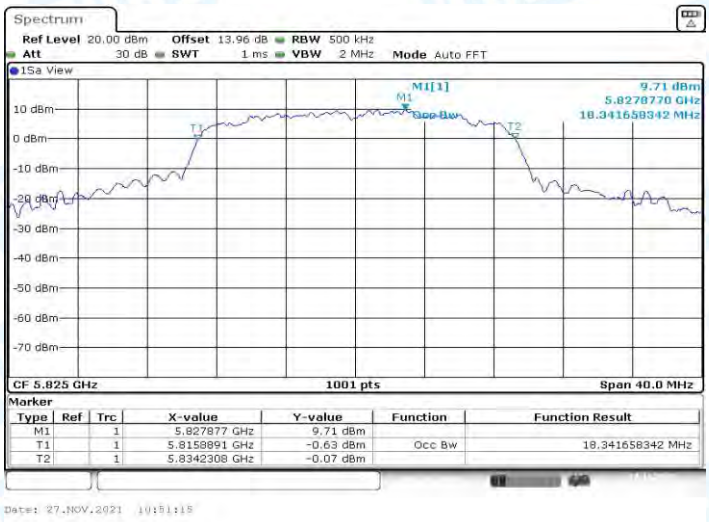

11N20SISO_Ant1_5825

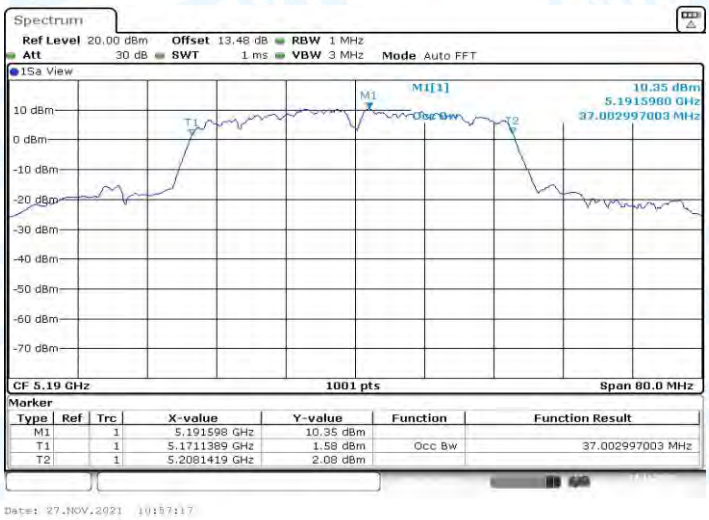

11N40SISO_Ant1_5190

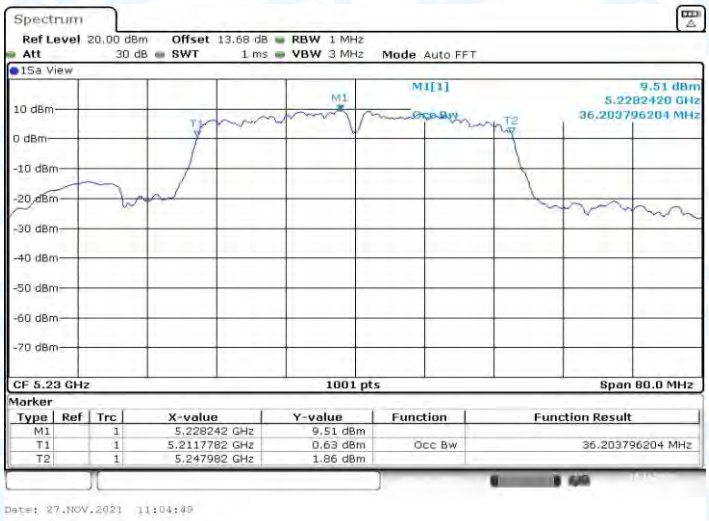

11N40SISO_Ant1_5230

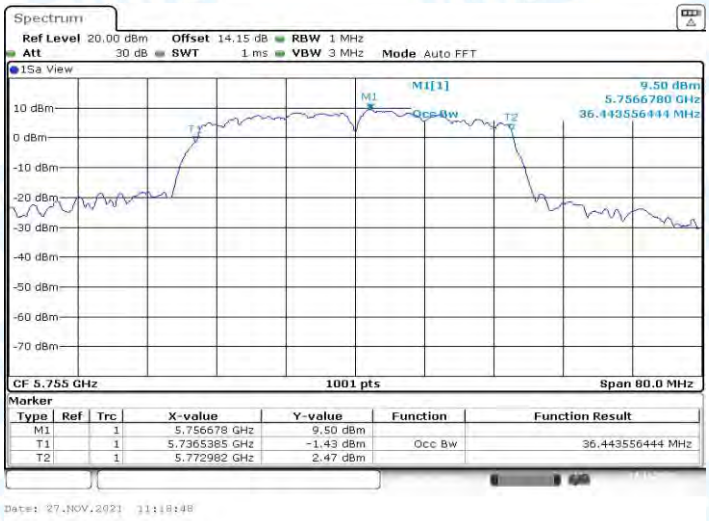

11N40SISO_Ant1_5755

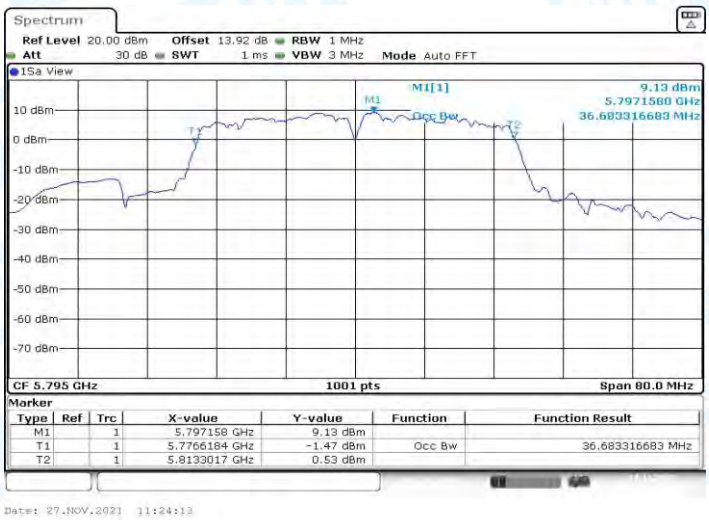

11N40SISO_Ant1_5795

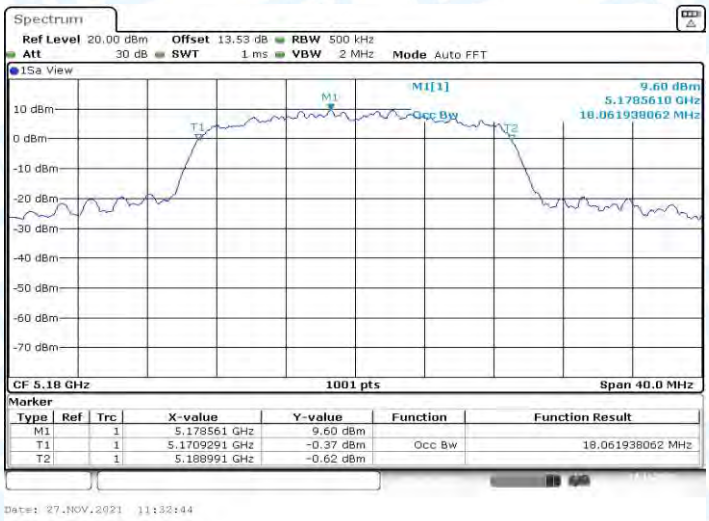

11AC20SISO_Ant1_5180

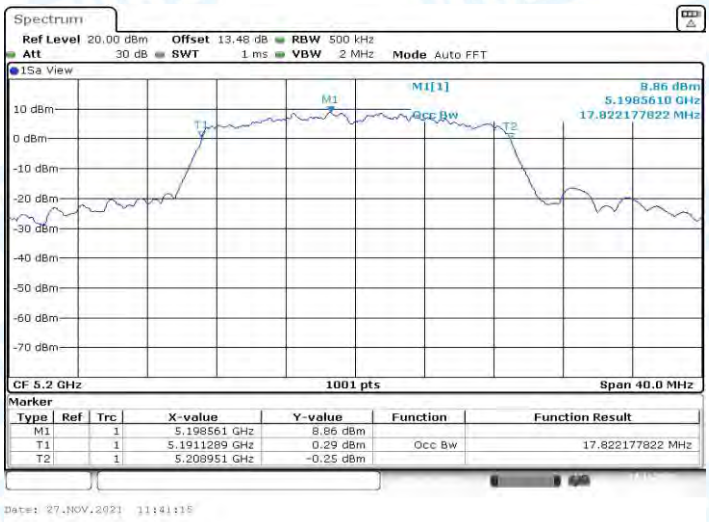

11AC20SISO_Ant1_5200

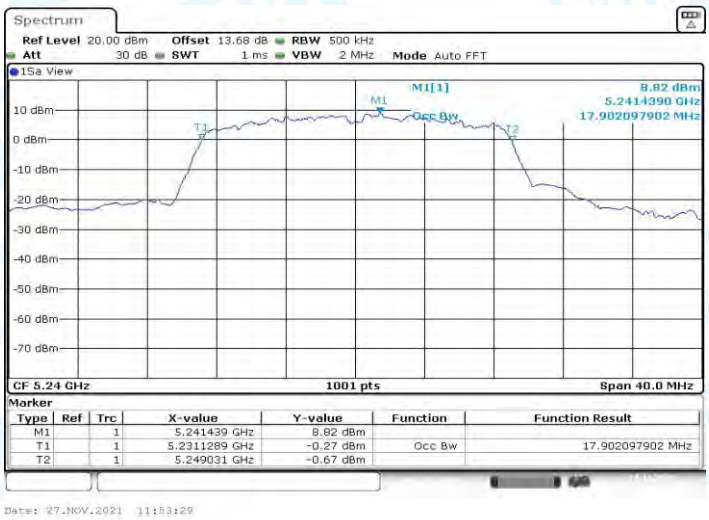

11AC20SISO_Ant1_5240

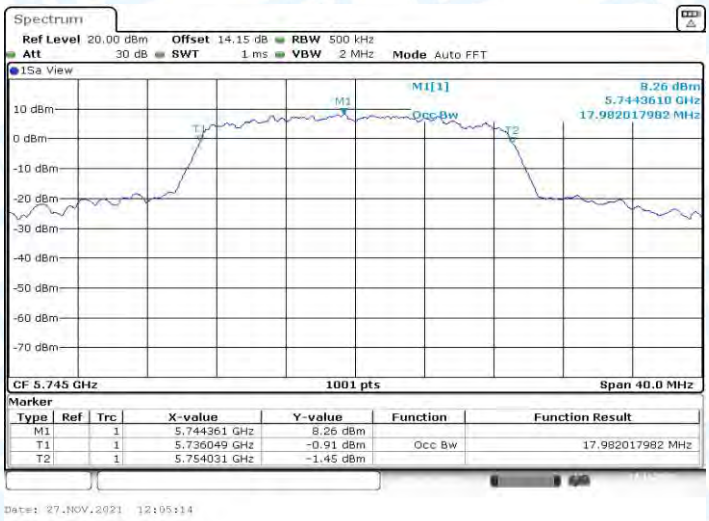

11AC20SISO_Ant1_5745

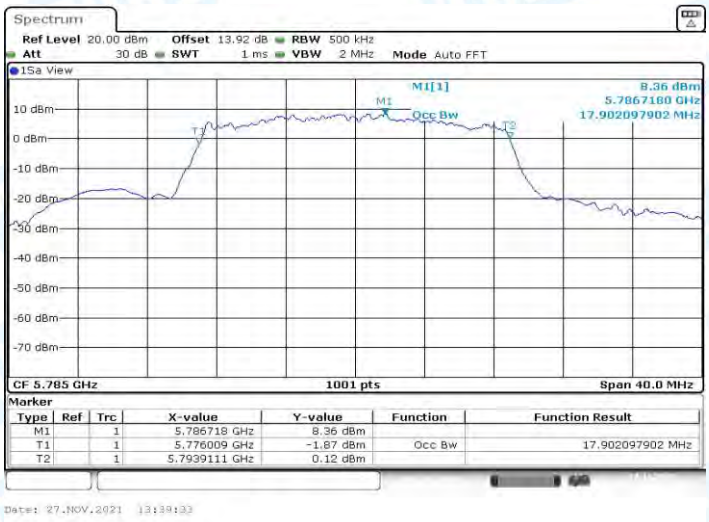

11AC20SISO_Ant1_5785

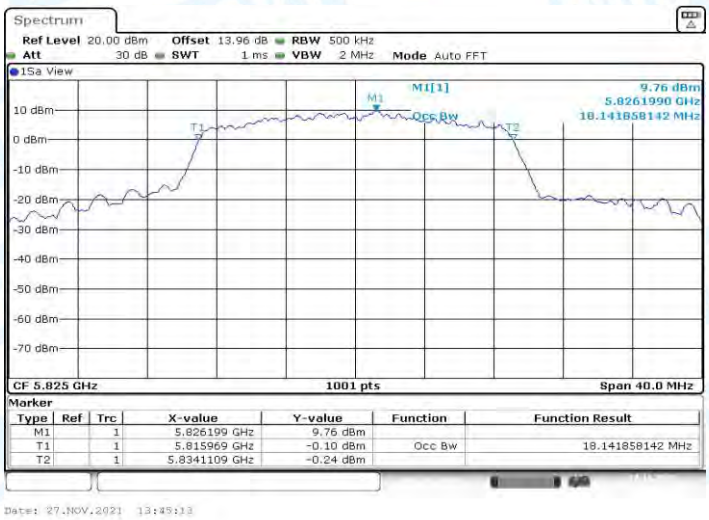

11AC20SISO_Ant1_5825

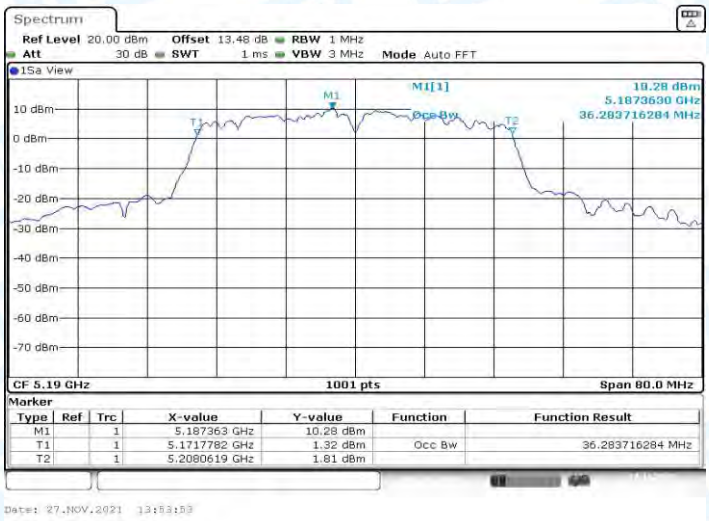

11AC40SISO_Ant1_5190

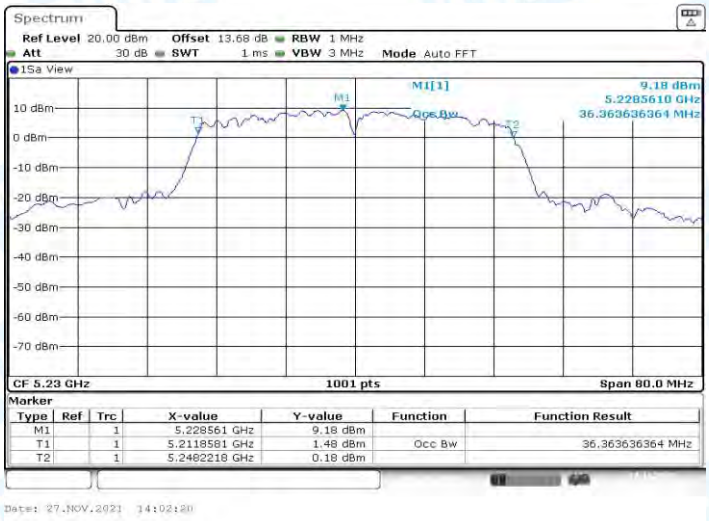

11AC40SISO_Ant1_5230

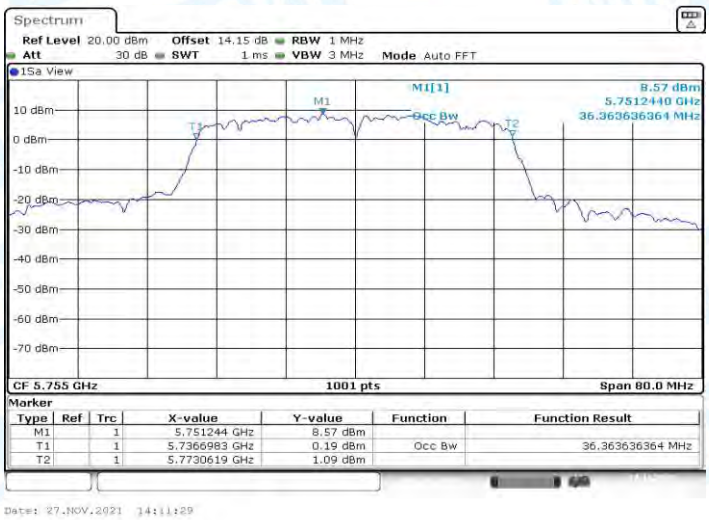

11AC40SISO_Ant1_5755

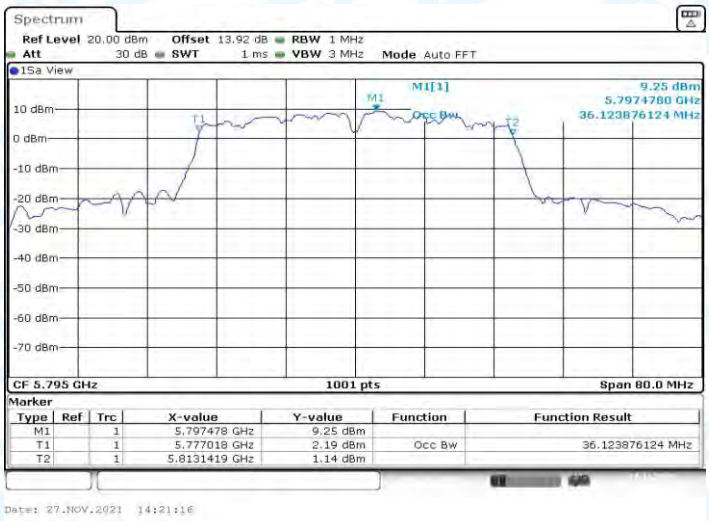

11AC40SISO_Ant1_5795

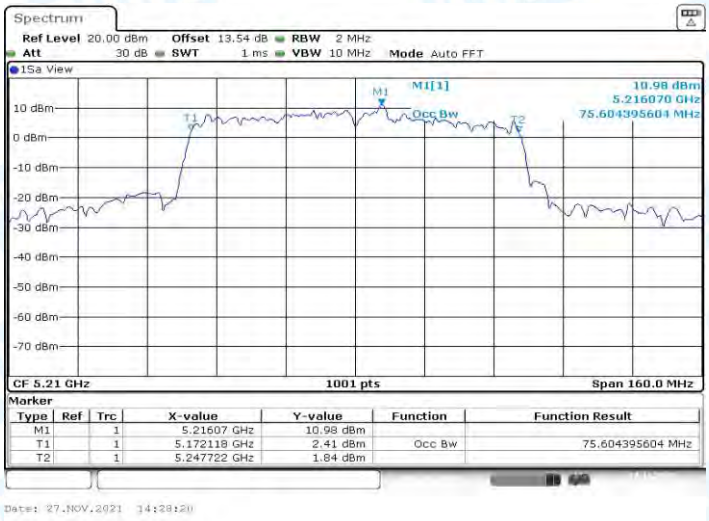

11AC80SISO_Ant1_5210

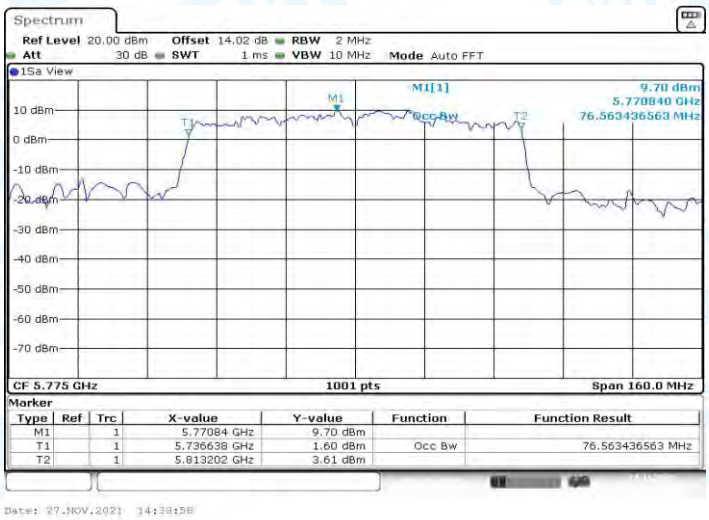

11AC80SISO_Ant1_5775

3. Min emission bandwidth

3.1.Test Result

TestMode	Antenna	Channel	6db EBW [MHz]	FL[MHz]	FH[MHz]	Limit[MHz]	Verdict
11A	Ant1	5745	15.48	5737.12	5752.60	0.5	PASS
		5785	15.64	5777.12	5792.76	0.5	PASS
		5825	15.44	5817.12	5832.56	0.5	PASS
11N20SISO	Ant1	5745	15.72	5736.88	5752.60	0.5	PASS
		5785	15.44	5777.12	5792.56	0.5	PASS
		5825	15.32	5817.28	5832.60	0.5	PASS
11N40SISO	Ant1	5755	35.12	5737.48	5772.60	0.5	PASS
		5795	35.12	5777.48	5812.60	0.5	PASS
11AC20SISO	Ant1	5745	15.96	5736.64	5752.60	0.5	PASS
		5785	16.88	5776.52	5793.40	0.5	PASS
		5825	15.96	5817.44	5833.40	0.5	PASS
11AC40SISO	Ant1	5755	35.52	5737.08	5772.60	0.5	PASS
		5795	35.12	5777.48	5812.60	0.5	PASS
11AC80SISO	Ant1	5775	75.20	5737.40	5812.60	0.5	PASS

3.2.Test Graphs

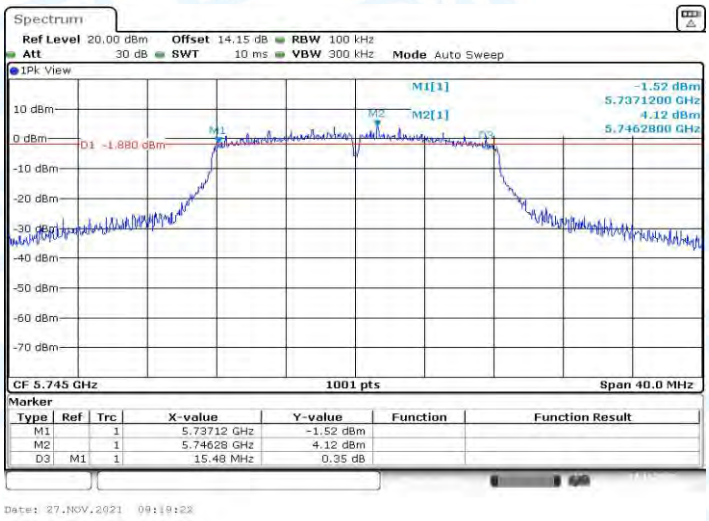

11A_Ant1_5745

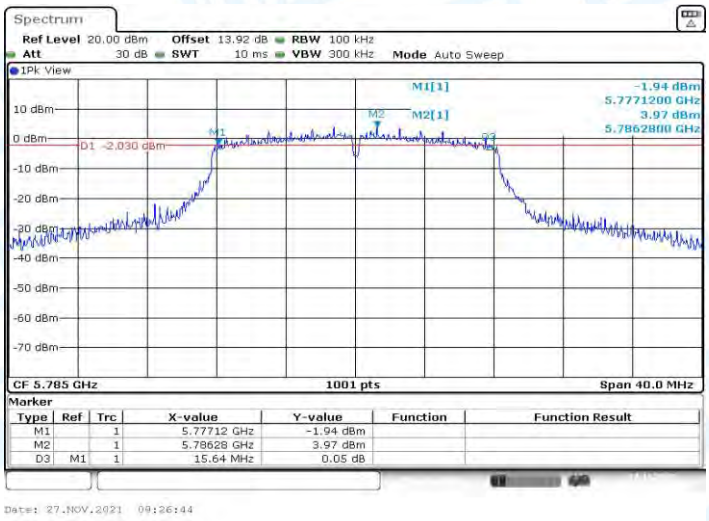

11A_Ant1_5785

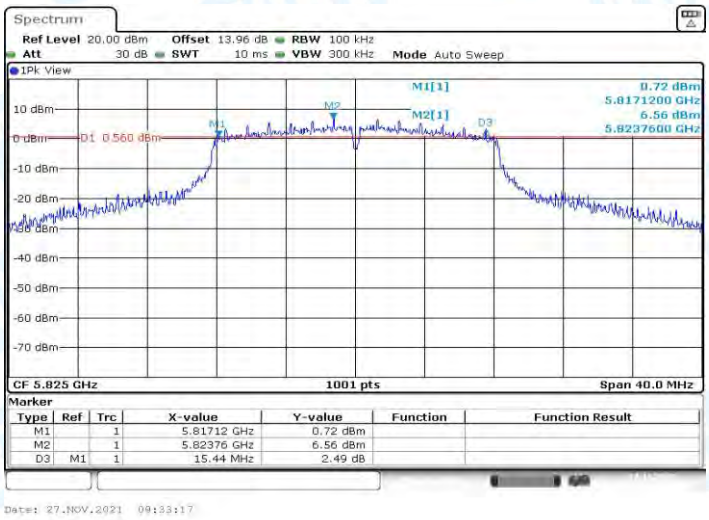

11A_Ant1_5825

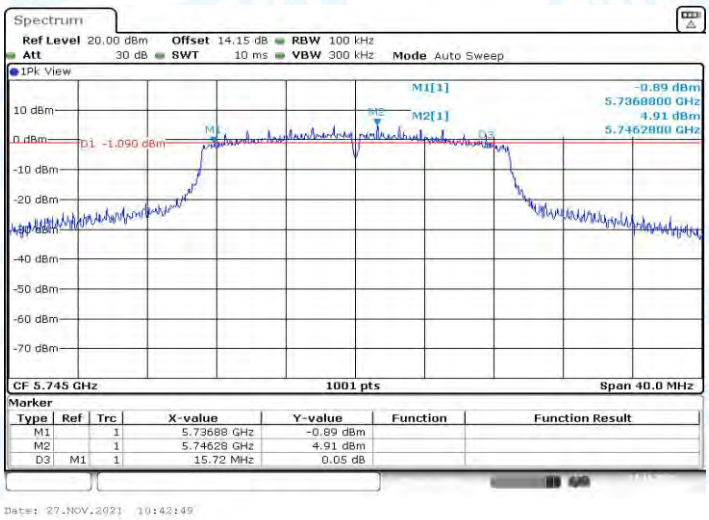

11N20SISO_Ant1_5745

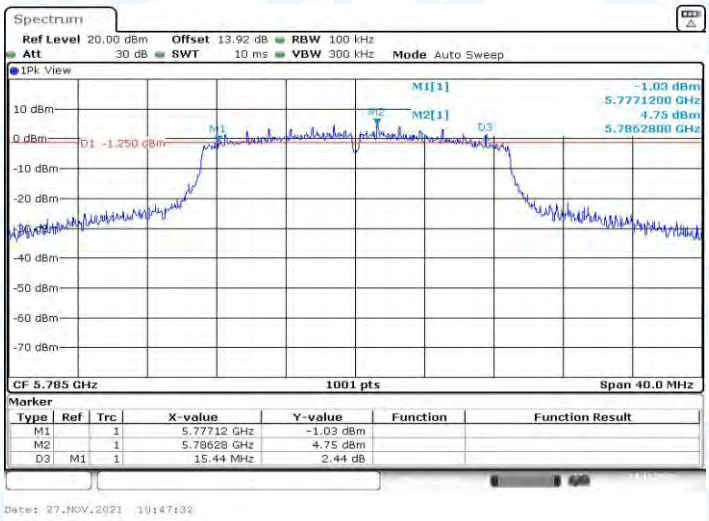

11N20SISO_Ant1_5785

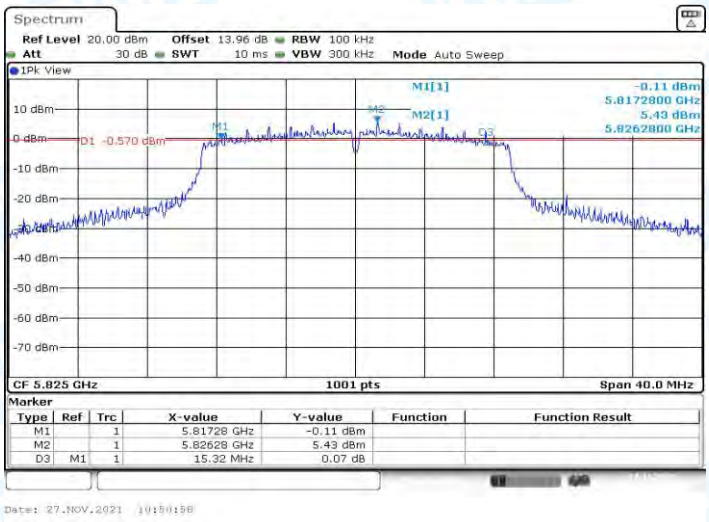

11N20SISO_Ant1_5825

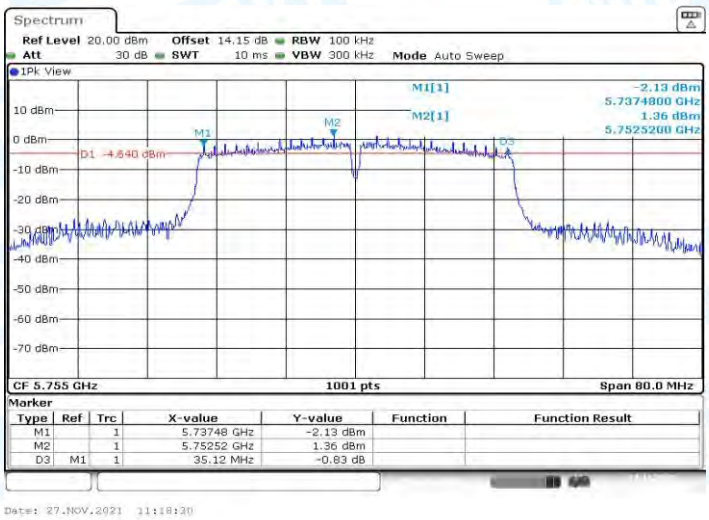

11N40SISO_Ant1_5755

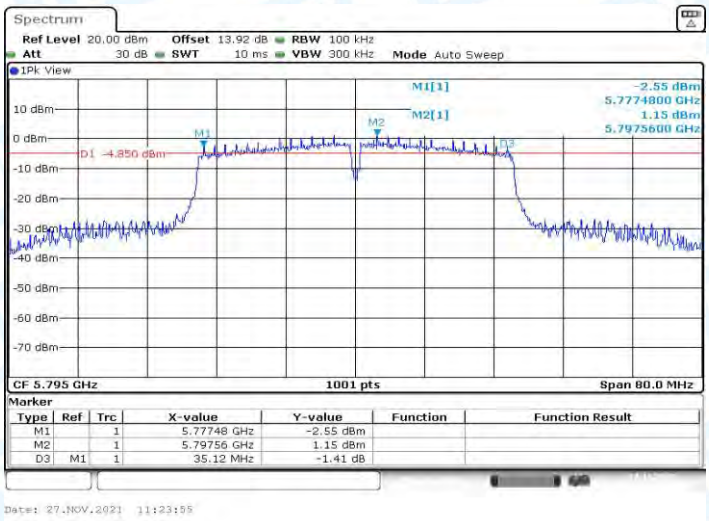

11N40SISO_Ant1_5795

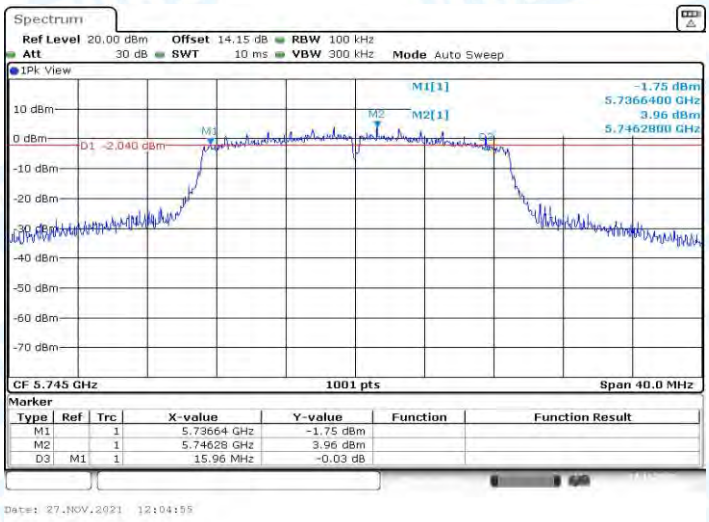

11AC20SISO_Ant1_5745

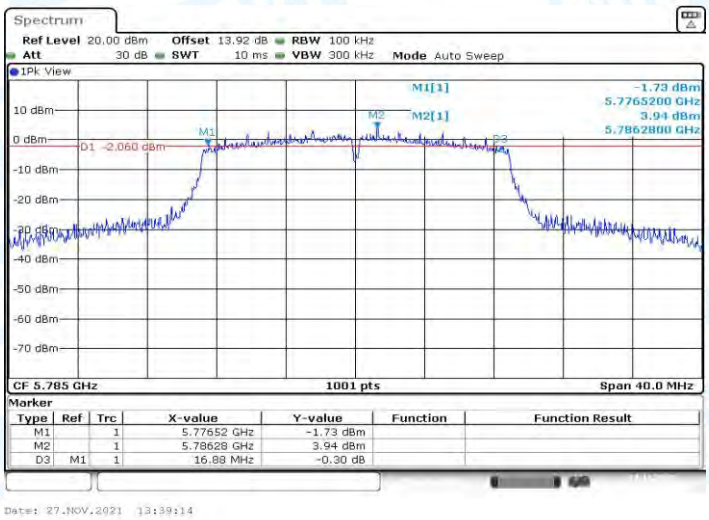

11AC20SISO_Ant1_5785

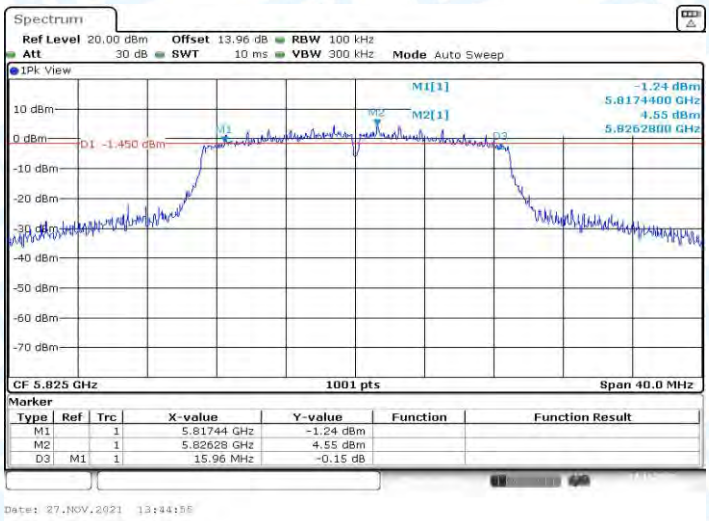

11AC20SISO_Ant1_5825

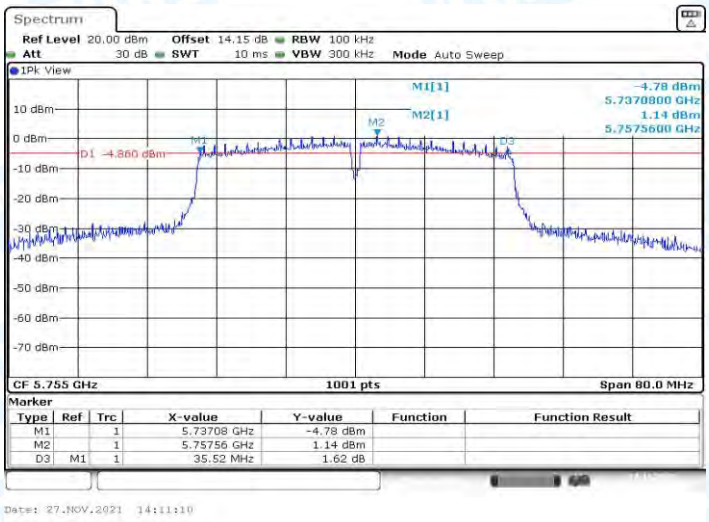

11AC40SISO_Ant1_5755

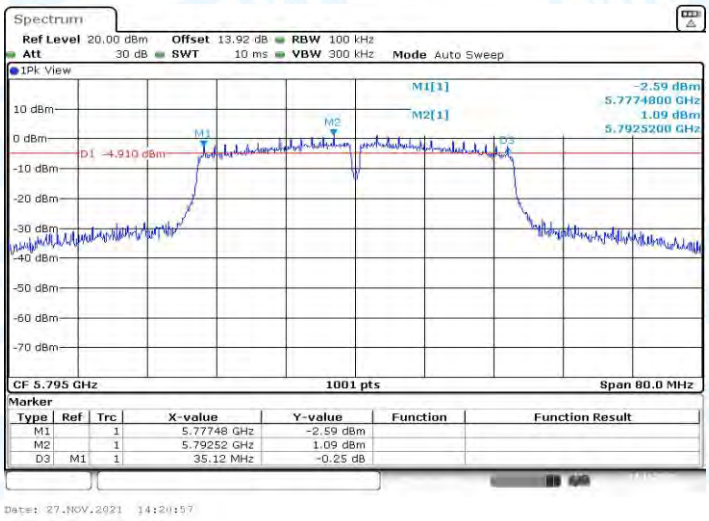

11AC40SISO_Ant1_5795

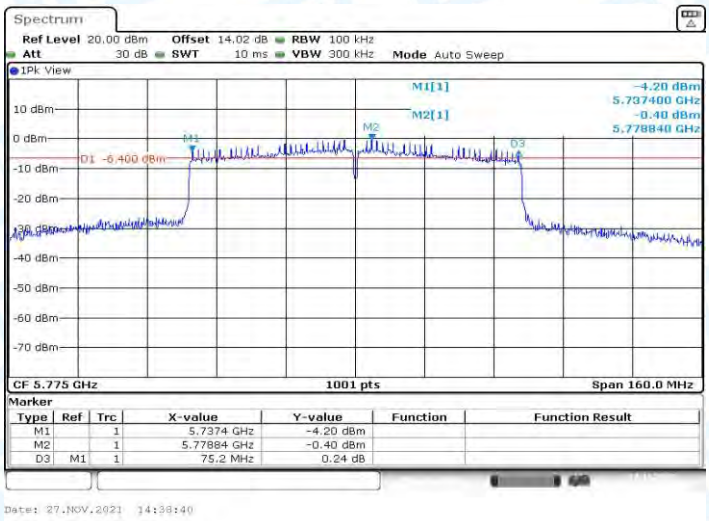

11AC80SISO_Ant1_5775

4. Maximum conducted output power

4.1.Test Result

TestMode	Antenna	Channel	Result[dBm]	Limit[dBm]	Verdict
11A	Ant1	5180	16.52	≤23.98	PASS
		5200	16.24	≤23.98	PASS
		5240	16.18	≤23.98	PASS
		5745	16.02	≤30	PASS
		5785	15.84	≤30	PASS
		5825	16.38	≤30	PASS
11N20SISO	Ant1	5180	16.53	≤23.98	PASS
		5200	16.20	≤23.98	PASS
		5240	16.14	≤23.98	PASS
		5745	16.33	≤30	PASS
		5785	15.92	≤30	PASS
		5825	16.59	≤30	PASS
11N40SISO	Ant1	5190	16.37	≤23.98	PASS
		5230	16.10	≤23.98	PASS
		5755	16.03	≤30	PASS
		5795	15.83	≤30	PASS
11AC20SISO	Ant1	5180	16.59	≤23.98	PASS
		5200	16.23	≤23.98	PASS
		5240	16.23	≤23.98	PASS
		5745	16.04	≤30	PASS
		5785	15.80	≤30	PASS
		5825	16.42	≤30	PASS
11AC40SISO	Ant1	5190	16.40	≤23.98	PASS
		5230	16.04	≤23.98	PASS
		5755	16.14	≤30	PASS
		5795	15.84	≤30	PASS
11AC80SISO	Ant1	5210	16.12	≤23.98	PASS
		5775	15.87	≤30	PASS

Note: The Duty Cycle Factor is compensated in the graph.

5. Maximum power spectral density

5.1.Test Result

TestMode	Antenna	Channel	Result [dBm/MHz]	Limit[dBm/MHz]	Verdict
11A	Ant1	5180	5.78	≤11.00	PASS
		5200	5.26	≤11.00	PASS
		5240	4.97	≤11.00	PASS
		5745	2.29	≤30.00	PASS
		5785	1.93	≤30.00	PASS
		5825	4.32	≤30.00	PASS
11N20SISO	Ant1	5180	5.25	≤11.00	PASS
		5200	5.74	≤11.00	PASS
		5240	5.62	≤11.00	PASS
		5745	2.59	≤30.00	PASS
		5785	2.35	≤30.00	PASS
		5825	2.94	≤30.00	PASS
11N40SISO	Ant1	5190	2.78	≤11.00	PASS
		5230	1.67	≤11.00	PASS
		5755	-1.22	≤30.00	PASS
		5795	-1.38	≤30.00	PASS
11AC20SISO	Ant1	5180	5.26	≤11.00	PASS
		5200	4.87	≤11.00	PASS
		5240	4.79	≤11.00	PASS
		5745	1.81	≤30.00	PASS
		5785	1.57	≤30.00	PASS
		5825	2.17	≤30.00	PASS
11AC40SISO	Ant1	5190	2	≤11.00	PASS
		5230	1.6	≤11.00	PASS
		5755	-1.35	≤30.00	PASS
		5795	-1.57	≤30.00	PASS
11AC80SISO	Ant1	5210	-0.86	≤11.00	PASS
		5775	-3.44	≤30.00	PASS

Note: 1.The Result and Limit Unit is dBm/500 kHz in the band 5.725–5.85 GHz.
2.The Duty Cycle Factor and RBW Factor is compensated in the graph.

5.2.Test Graphs

11A_Ant1_5180

11A_Ant1_5200

11A_Ant1_5240

11A_Ant1_5745

11A_Ant1_5785

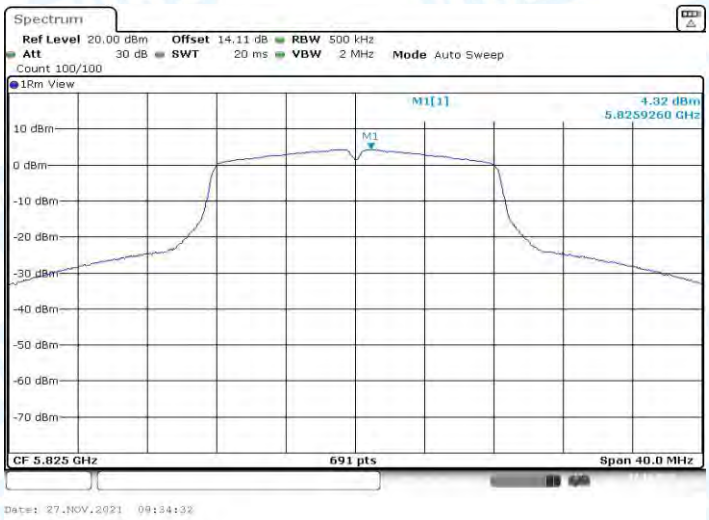

11A_Ant1_5825

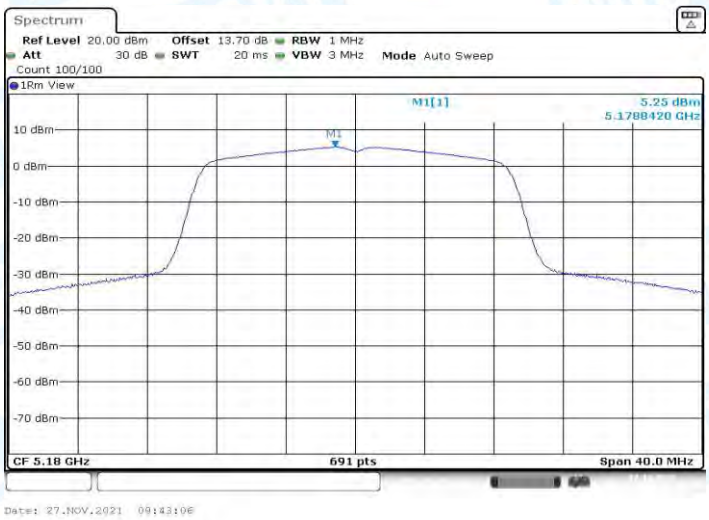

11N20SISO_Ant1_5180

11N20SISO_Ant1_5200

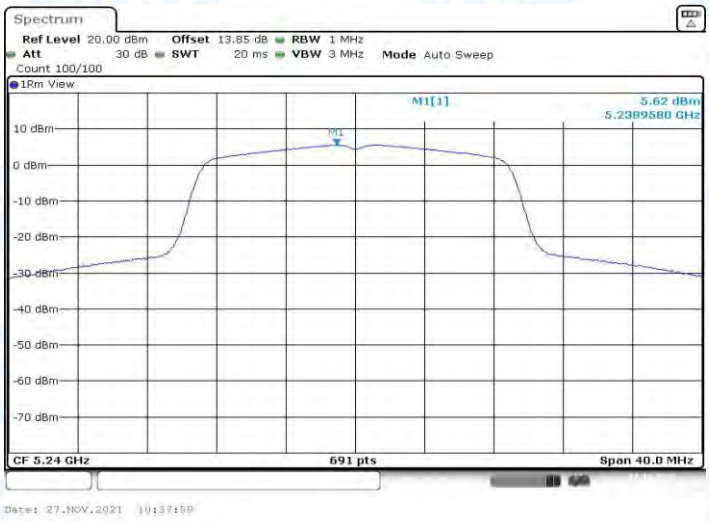

11N20SISO_Ant1_5240

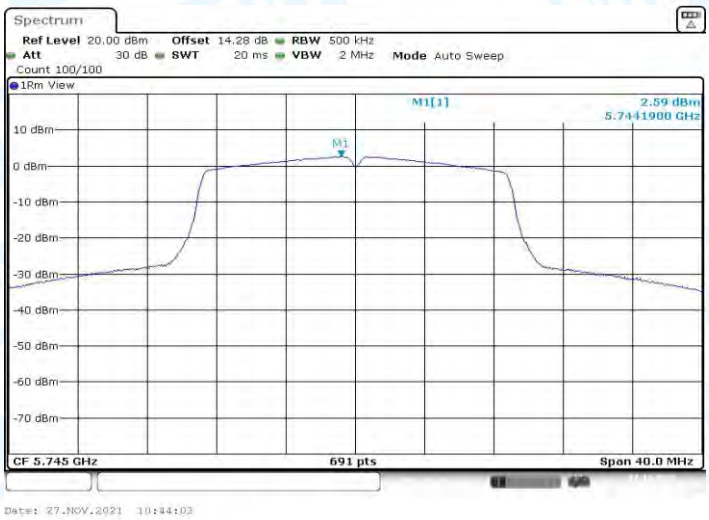

11N20SISO_Ant1_5745

11N20SISO_Ant1_5785

11N20SISO_Ant1_5825

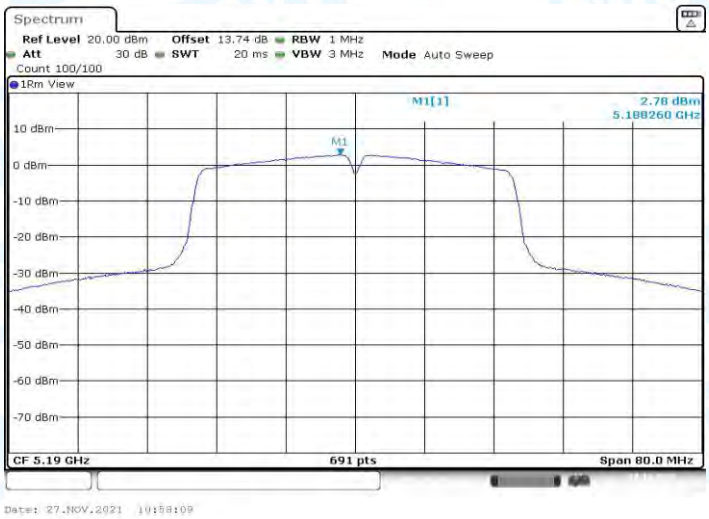

11N40SISO_Ant1_5190

11N40SISO_Ant1_5230

11N40SISO_Ant1_5755

11N40SISO_Ant1_5795

11AC20SISO_Ant1_5180

11AC20SISO_Ant1_5200

11AC20SISO_Ant1_5240

11AC20SISO_Ant1_5745

11AC20SISO_Ant1_5785

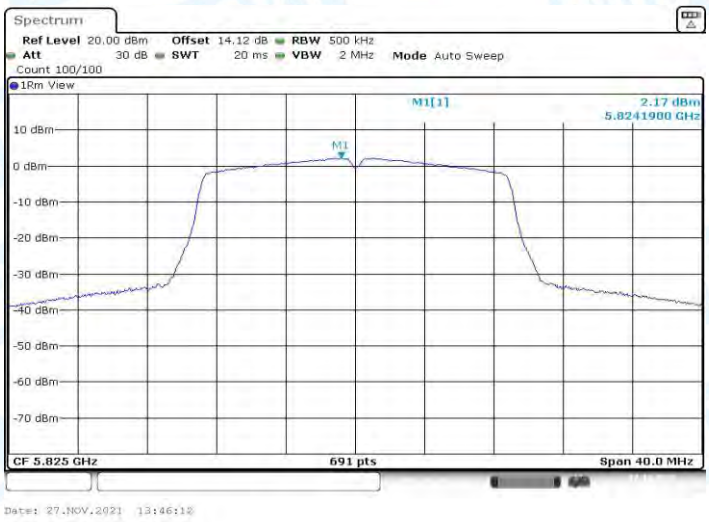

11AC20SISO_Ant1_5825

11AC40SISO_Ant1_5190

11AC40SISO_Ant1_5230

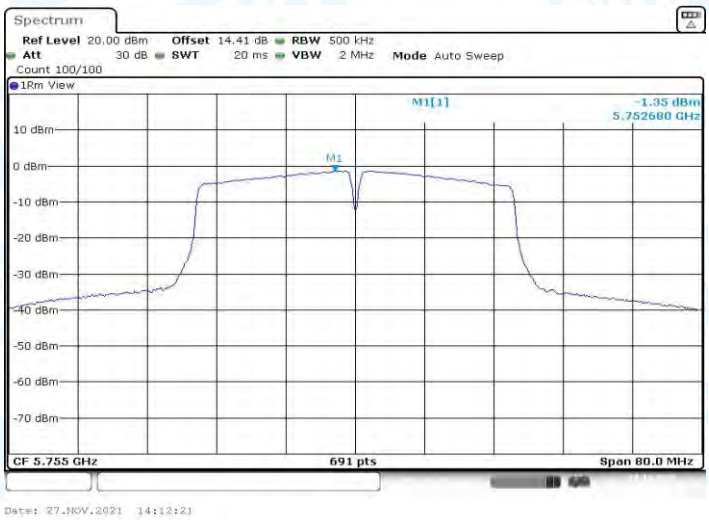

11AC40SISO_Ant1_5755

11AC40SISO_Ant1_5795

11AC80SISO_Ant1_5210

11AC80SISO_Ant1_5775

6. Band edge measurements

6.1.Test Result

TestMode	Antenna	ChName	Channel	Result[dBm]	Limit[dBm]	Verdict
11A	Ant1	Low	5180	-30.08	≤-27	PASS
		High	5240	-32.31	≤-27	PASS
11N20SISO	Ant1	Low	5180	-31.45	≤-27	PASS
		High	5240	-31.31	≤-27	PASS
11N40SISO	Ant1	Low	5190	-24.85	≤-27	FAIL
		High	5230	-30.3	≤-27	PASS
11AC20SISO	Ant1	Low	5180	-31.81	≤-27	PASS
		High	5240	-32.81	≤-27	PASS
11AC40SISO	Ant1	Low	5190	-37.67	≤-27	PASS
		High	5230	-32.14	≤-27	PASS
11AC80SISO	Ant1	Low	5210	-32.79	≤-27	PASS
		High	5210	-32.88	≤-27	PASS

TestMode	Antenna	ChName	Channel	FreqRange [MHz]	Result [dBm]	Limit [dBm]	Verdict
11A	Ant1	Low	5745	5650~5700	-32.92	≤0.50	PASS
				5700~5720	-27.38	≤15.60	PASS
				5720~5725	-23.08	≤27.00	PASS
				5760~5650	-34.58	≤-27	PASS
		High	5825	5850~5855	-31.92	≤26.06	PASS
				5855~5875	-32.27	≤14.54	PASS
				5875~5925	-32.2	≤7.12	PASS
				5925~5935	-33.69	≤-27	PASS
11N20SISO	Ant1	Low	5745	5650~5700	-32.68	≤3.83	PASS
				5700~5720	-32.82	≤12.99	PASS
				5720~5725	-32.92	≤25.10	PASS
				5760~5650	-33.29	≤-27	PASS
		High	5825	5850~5855	-33.17	≤18.48	PASS
				5855~5875	-32.12	≤12.62	PASS
				5875~5925	-30.55	≤-22.13	PASS
				5925~5935	-33.4	≤-27	PASS
11N40SISO	Ant1	Low	5755	5650~5700	-32.75	≤1.15	PASS
				5700~5720	-32.23	≤10.54	PASS
				5720~5725	-33.41	≤19.47	PASS
				5780~5650	-34.24	≤-27	PASS
		High	5795	5850~5855	-33.84	≤22.93	PASS
				5855~5875	-30.97	≤13.52	PASS
				5875~5925	-32.48	≤-11.09	PASS
				5925~5935	-33.11	≤-27	PASS
11AC20SIS	Ant1	Low	5745	5650~5700	-32.95	≤-17.38	PASS

O				5700~5720	-32.2	≤13.41	PASS
				5720~5725	-32.96	≤23.20	PASS
				5760~5650	-34.05	≤-27	PASS
		High	5825	5850~5855	-33.42	≤23.38	PASS
				5855~5875	-32.38	≤11.53	PASS
				5875~5925	-32.57	≤-19.08	PASS
				5925~5935	-33.24	≤-27	PASS
11AC40SISO	Ant1	Low	5755	5650~5700	-30.51	≤5.35	PASS
				5700~5720	-20.44	≤15.58	PASS
				5720~5725	-17.38	≤26.60	PASS
				5780~5650	-33.34	≤-27	PASS
		High	5795	5850~5855	-28.43	≤19.12	PASS
				5855~5875	-30.4	≤10.30	PASS
				5875~5925	-31.96	≤-15.69	PASS
				5925~5935	-32.73	≤-27	PASS
11AC80SISO	Ant1	Low	5775	5650~5700	-18.13	≤1.88	PASS
				5700~5720	-17.16	≤14.85	PASS
				5720~5725	-15.37	≤19.76	PASS
				5800~5650	-32.66	≤-27	PASS
		High	5775	5850~5855	-23.95	≤15.62	PASS
				5855~5875	-23.41	≤11.30	PASS
				5875~5925	-27.65	≤-24.86	PASS
				5925~5935	-32.07	≤-27	PASS

6.2.Test Graphs

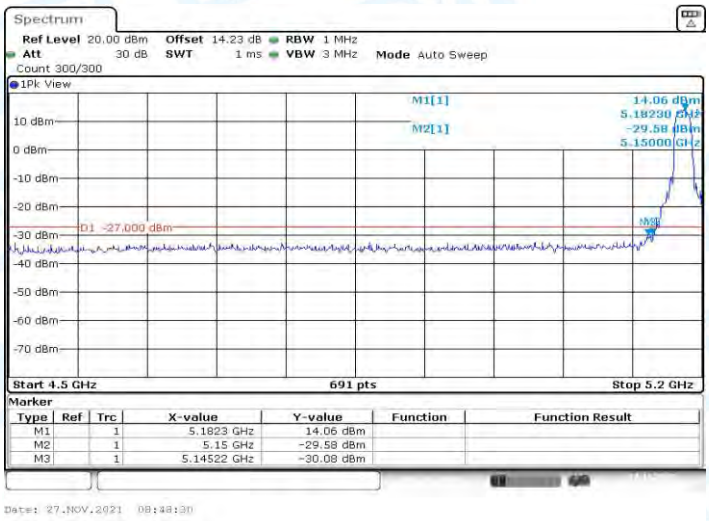

11A_Ant1_Low_5180

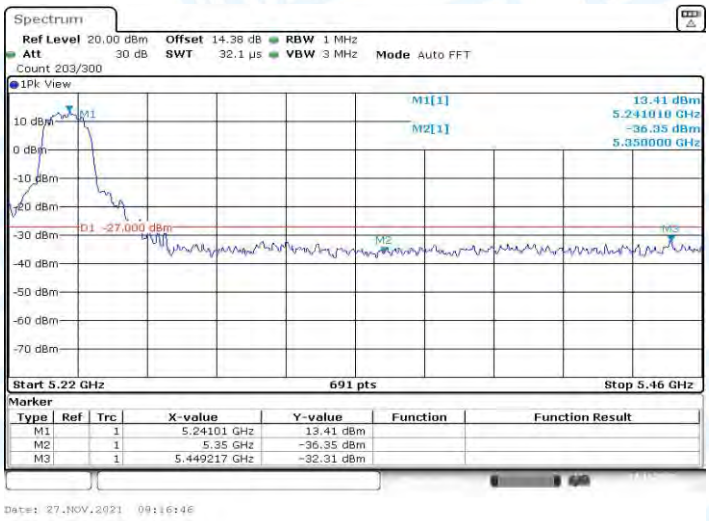

11A_Ant1_High_5240

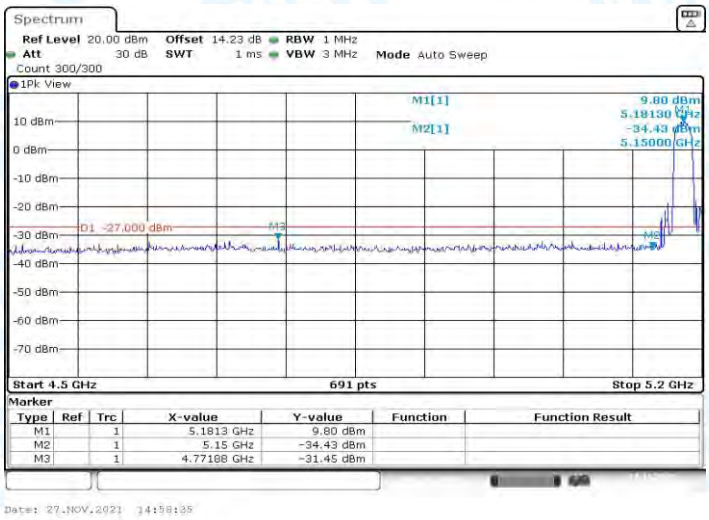

11N20SISO_Ant1_Low_5180

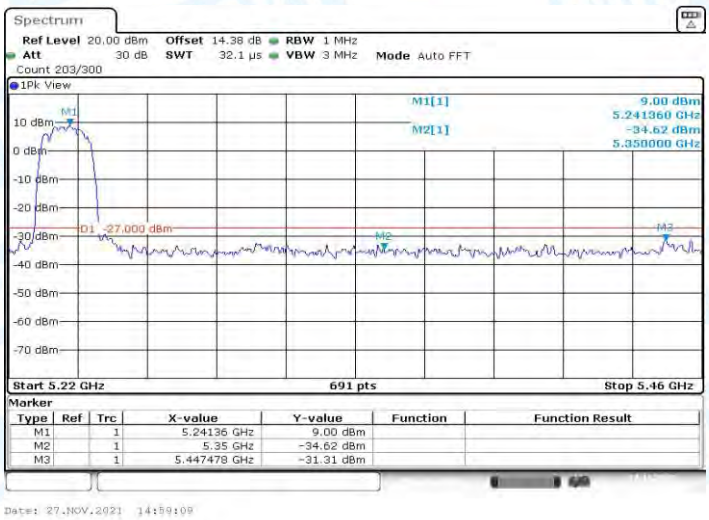

11N20SISO_Ant1_High_5240

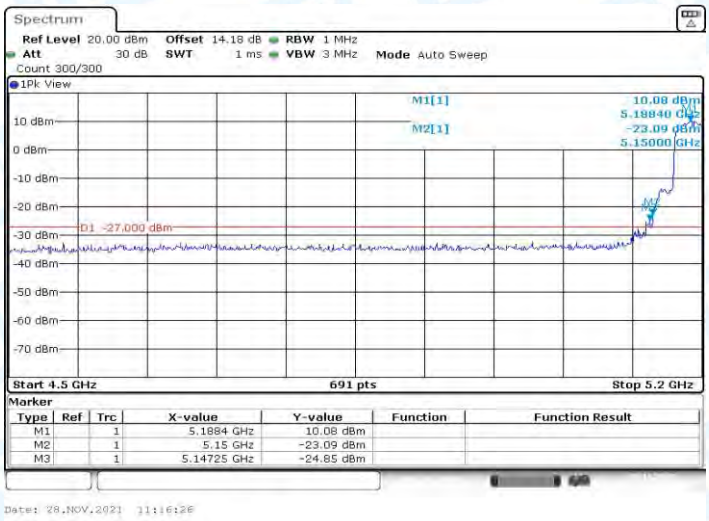

11N40SISO_Ant1_Low_5190

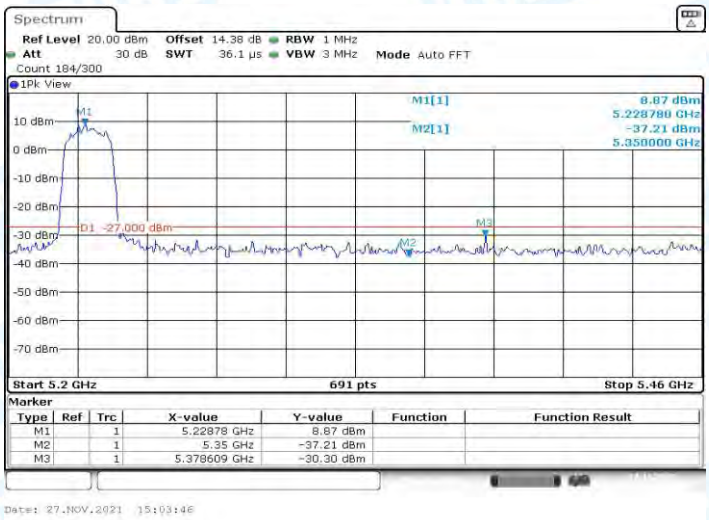

11N40SISO_Ant1_High_5230

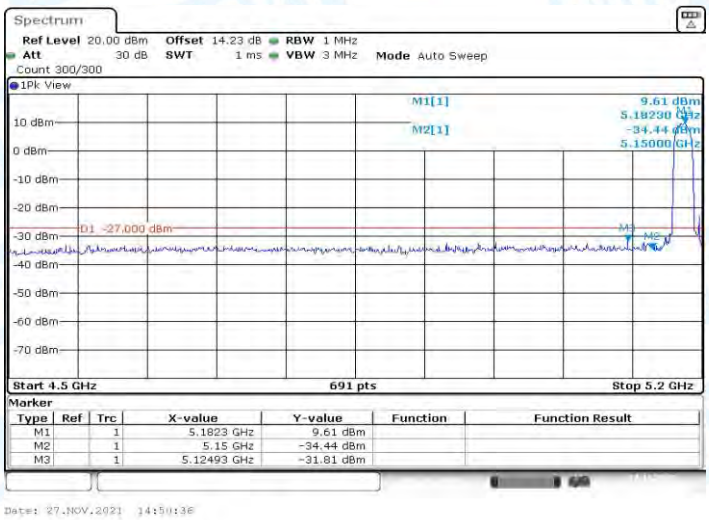

11AC20SISO_Ant1_Low_5180

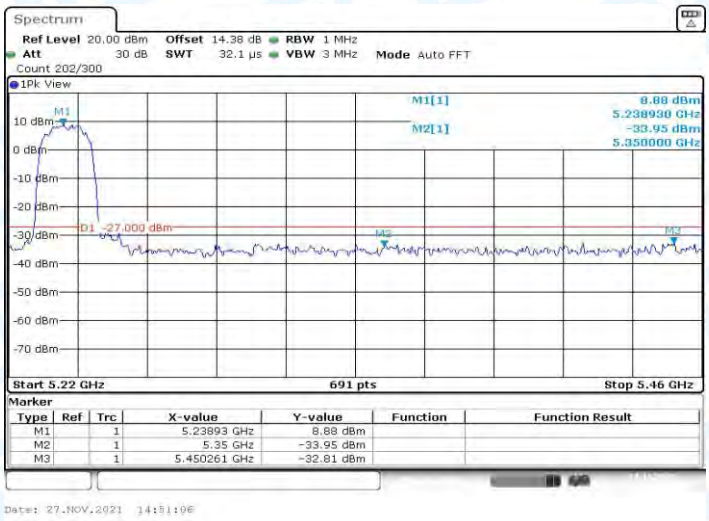

11AC20SISO_Ant1_High_5240

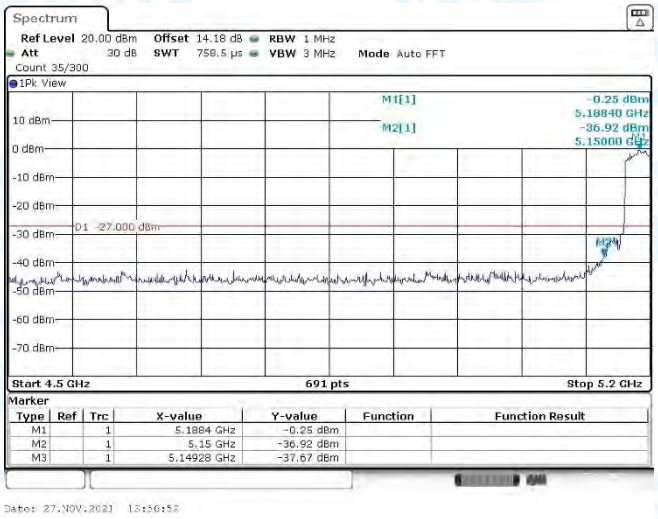

11AC40SISO_Ant1_Low_5190

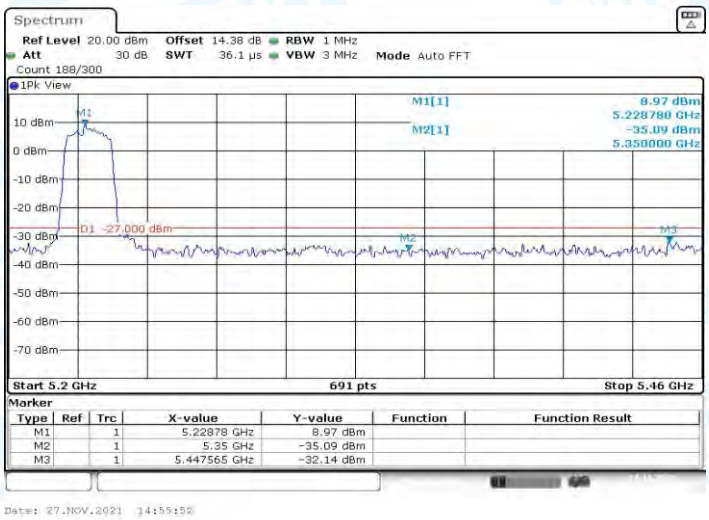

11AC40SISO_Ant1_High_5230

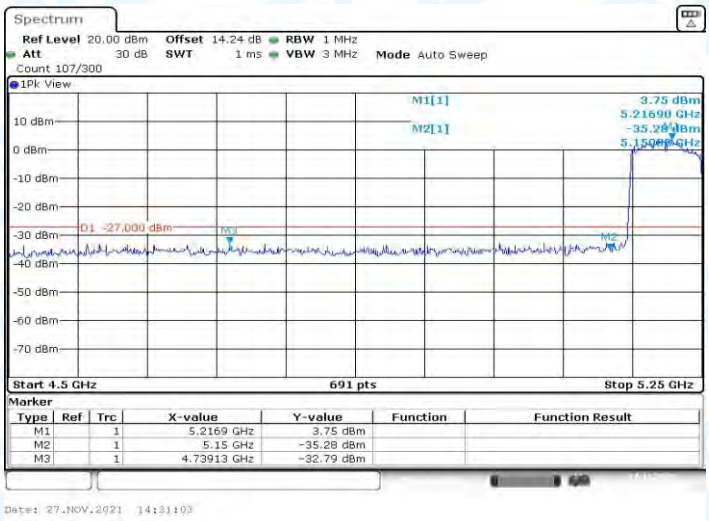

11AC80SISO_Ant1_Low_5210

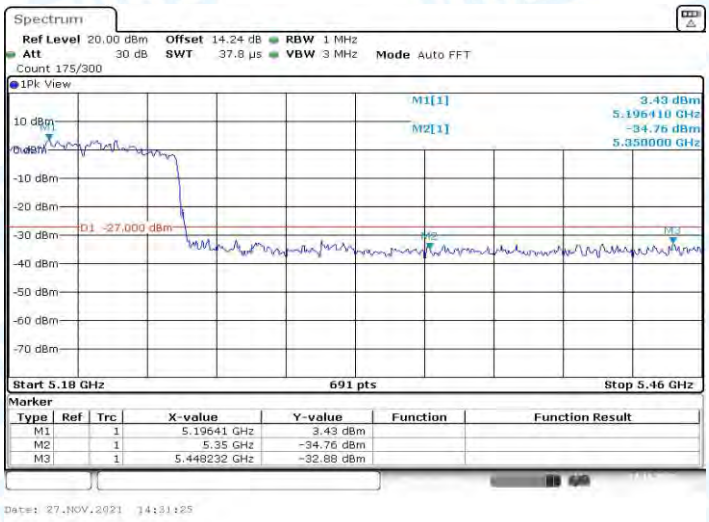

11AC80SISO_Ant1_High_5210

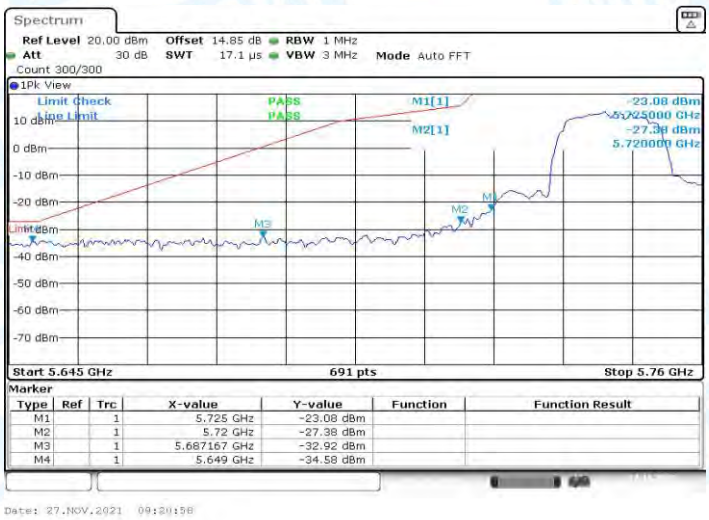

11A_Ant1_Low_5745

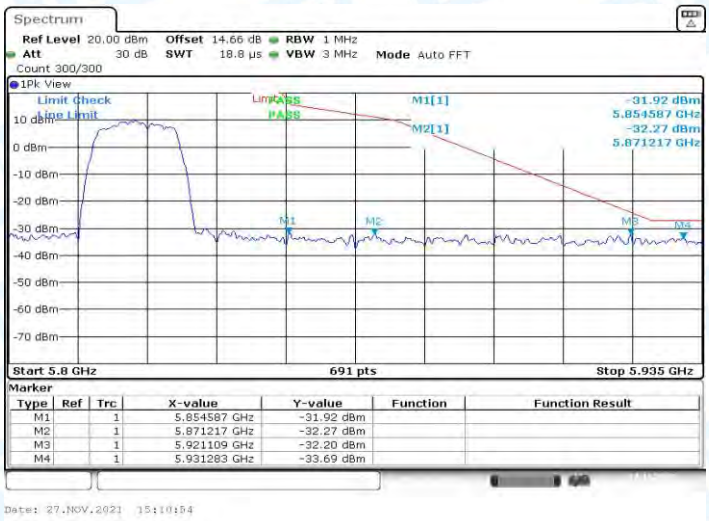

11A_Ant1_High_5825

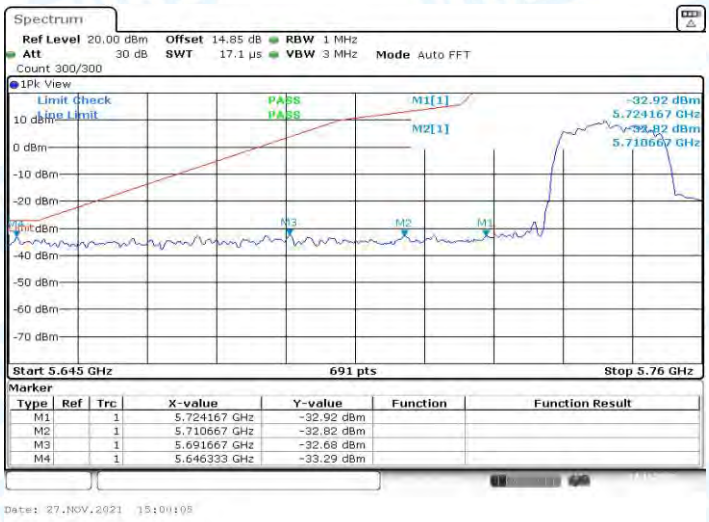

11N20SISO_Ant1_Low_5745

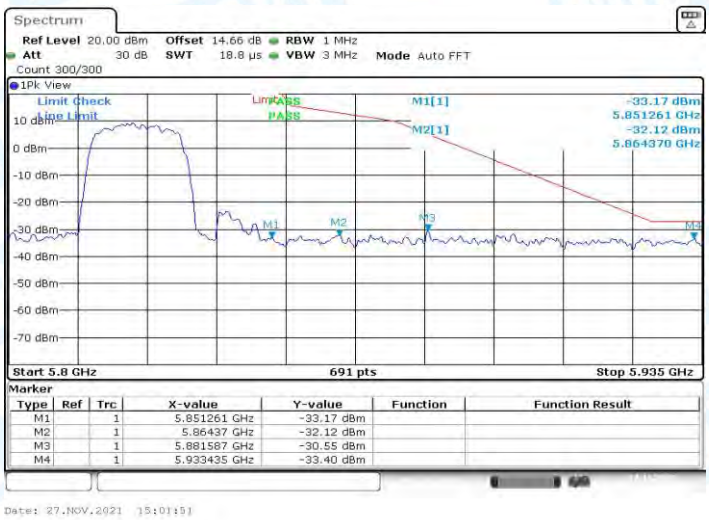

11N20SISO_Ant1_High_5825

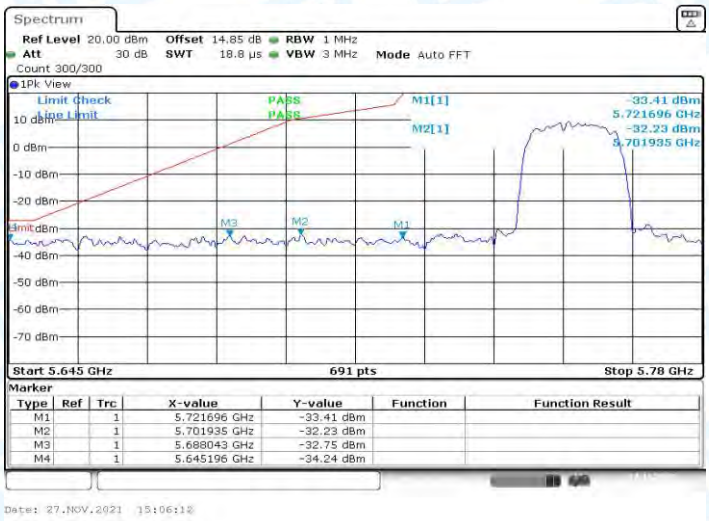

11N40SISO_Ant1_Low_5755

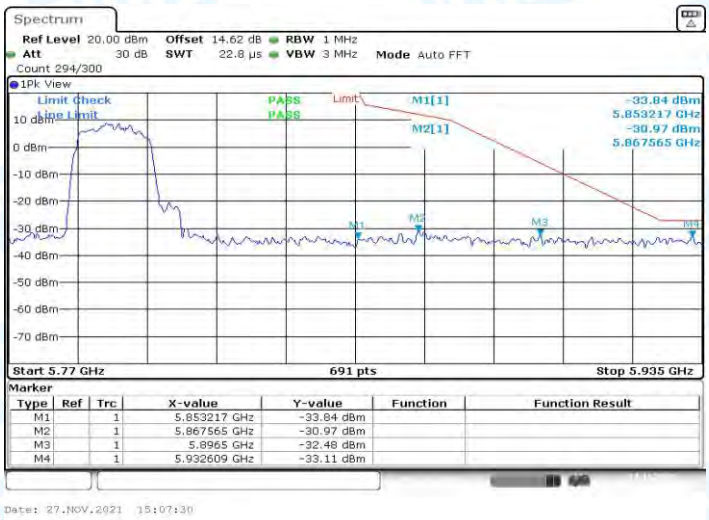

11N40SISO_Ant1_High_5795

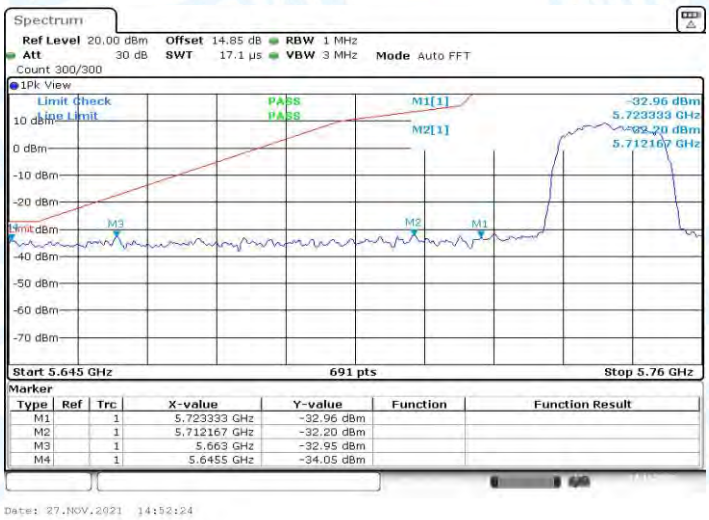

11AC20SISO_Ant1_Low_5745

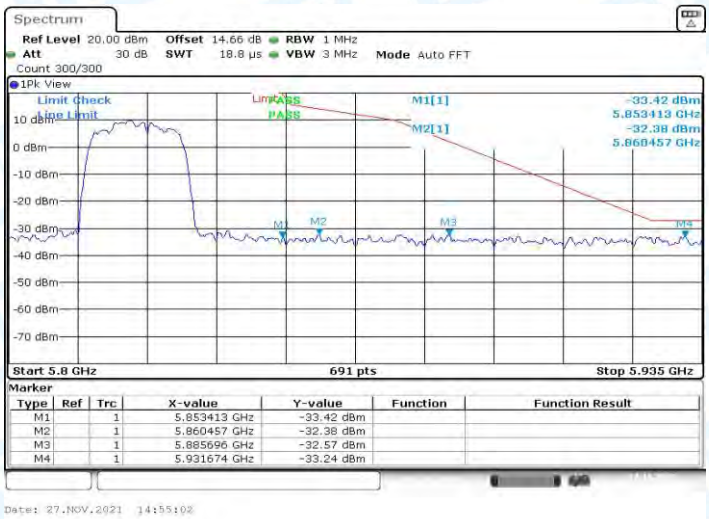

11AC20SISO_Ant1_High_5825

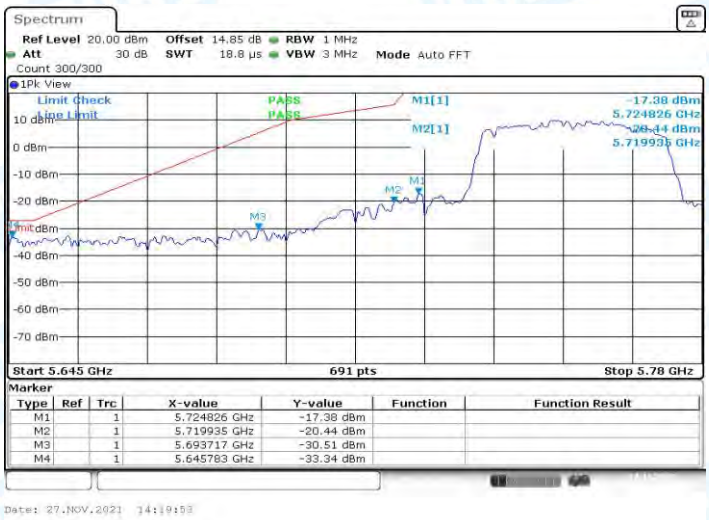

11AC40SISO_Ant1_Low_5755

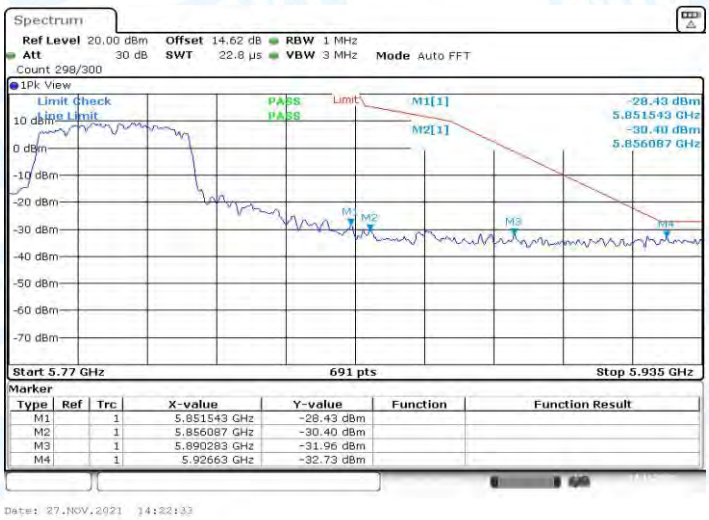

11AC40SISO_Ant1_High_5795

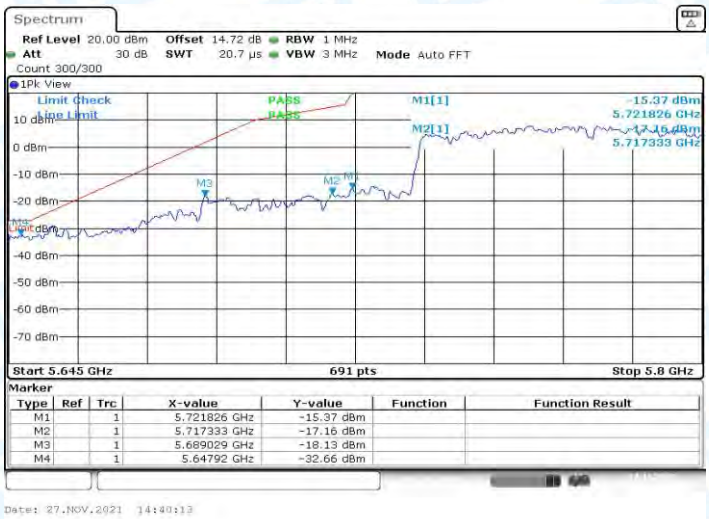

11AC80SISO_Ant1_Low_5775

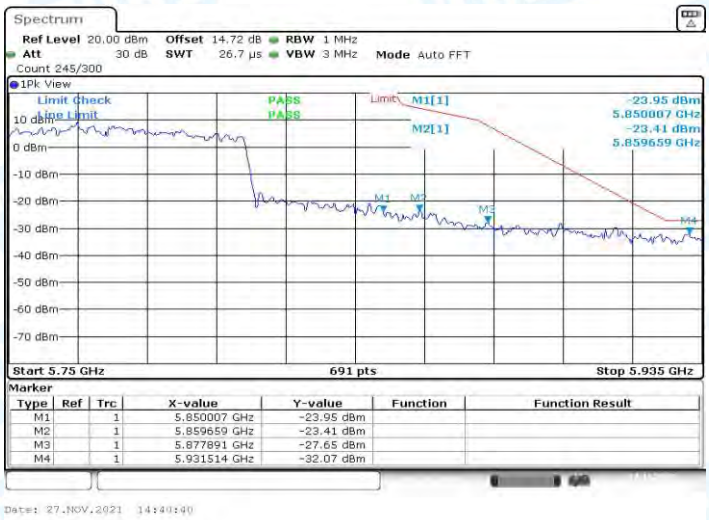

11AC80SISO_Ant1_High_5775

7. Emissions in Restricted Bands

7.1.Test Result

TestMode	Antenna	ChName	Channel	Detector	Freq [MHz]	EIRP [dBm]	Limit [dBm]	Verdict
11A	Ant1	Low	5180	AV	4500.000	-55.43	≤-41.20	PASS
				AV	5148.261	-47.16	≤-41.20	PASS
				AV	5150.000	-46.67	≤-41.20	PASS
				Peak	4500.000	-43.71	≤-21.20	PASS
				Peak	5148.261	-29.97	≤-21.20	PASS
				Peak	5150.000	-26.3	≤-21.20	PASS
		High	5240	AV	5350.000	-52.76	≤-41.20	PASS
				AV	5448.522	-51.48	≤-41.20	PASS
				AV	5460.000	-53.23	≤-41.20	PASS
				Peak	5350.000	-41.59	≤-21.20	PASS
				Peak	5364.000	-40.51	≤-21.20	PASS
				Peak	5460.000	-43.98	≤-21.20	PASS
		Low	5745	Peak	5650.000	-42.44	≤-27.00	PASS
				Peak	5700.000	-35.33	≤10.00	PASS
				Peak	5720.000	-26.68	≤15.60	PASS
				Peak	5725.000	-23.54	≤27.00	PASS
		High	5825	Peak	5850.000	-24.59	≤27.00	PASS
				Peak	5855.000	-25.89	≤27.00	PASS
				Peak	5875.000	-34.23	≤10.00	PASS
				Peak	5925.000	-41.01	≤-27.00	PASS
11N20SISO	Ant1	Low	5180	AV	4500.000	-55.38	≤-41.20	PASS
				AV	5149.275	-47.04	≤-41.20	PASS
				AV	5150.000	-46.59	≤-41.20	PASS
				Peak	4500.000	-43.86	≤-21.20	PASS
				Peak	5147.246	-25.59	≤-21.20	PASS
				Peak	5150.000	-25.72	≤-21.20	PASS
		High	5240	AV	5350.000	-52.29	≤-41.20	PASS
				AV	5447.478	-51.47	≤-41.20	PASS
				AV	5460.000	-53.12	≤-41.20	PASS
				Peak	5350.000	-41.72	≤-21.20	PASS
				Peak	5453.739	-39.72	≤-21.20	PASS
				Peak	5460.000	-43.26	≤-21.20	PASS
		Low	5745	Peak	5650.000	-42.1	≤-27.00	PASS
				Peak	5700.000	-33.01	≤10.00	PASS
				Peak	5720.000	-22.91	≤15.60	PASS
				Peak	5725.000	-17.84	≤27.00	PASS
		High	5825	Peak	5850.000	-20.96	≤27.00	PASS
				Peak	5855.000	-25.3	≤27.00	PASS
				Peak	5875.000	-36.39	≤10.00	PASS
				Peak	5925.000	-41.94	≤-27.00	PASS

11N40SISO	Ant1	Low	5190	AV	4500.000	-55.07	≤-41.20	PASS
				AV	5149.275	-42.33	≤-41.20	PASS
				AV	5150.000	-42.05	≤-41.20	PASS
				Peak	4500.000	-44.59	≤-21.20	PASS
				Peak	5148.261	-22.45	≤-21.20	PASS
				Peak	5150.000	-21.67	≤-21.20	PASS
		High	5230	AV	5350.000	-52.12	≤-41.20	PASS
				AV	5447.565	-50.95	≤-41.20	PASS
				AV	5460.000	-52.43	≤-41.20	PASS
				Peak	5350.000	-42.38	≤-21.20	PASS
				Peak	5447.188	-40.66	≤-21.20	PASS
				Peak	5460.000	-42.69	≤-21.20	PASS
		Low	5755	Peak	5650.000	-40.57	≤-27.00	PASS
				Peak	5700.000	-33.87	≤10.00	PASS
				Peak	5720.000	-24.9	≤15.60	PASS
				Peak	5725.000	-22.29	≤27.00	PASS
		High	5795	Peak	5850.000	-32.42	≤27.00	PASS
				Peak	5855.000	-30.74	≤27.00	PASS
				Peak	5875.000	-36	≤10.00	PASS
				Peak	5925.000	-43.27	≤-27.00	PASS
11AC20SISO	Ant1	Low	5180	AV	4500.000	-55.13	≤-41.20	PASS
				AV	5149.275	-46.87	≤-41.20	PASS
				AV	5150.000	-46.48	≤-41.20	PASS
				Peak	4500.000	-43.56	≤-21.20	PASS
				Peak	5147.246	-24.88	≤-21.20	PASS
				Peak	5150.000	-26.06	≤-21.20	PASS
		High	5240	AV	5350.000	-52.21	≤-41.20	PASS
				AV	5448.522	-51.41	≤-41.20	PASS
				AV	5460.000	-53.12	≤-41.20	PASS
				Peak	5350.000	-42.25	≤-21.20	PASS
				Peak	5372.348	-39.98	≤-21.20	PASS
				Peak	5460.000	-43.56	≤-21.20	PASS
		Low	5745	Peak	5650.000	-42.33	≤-27.00	PASS
				Peak	5700.000	-36.46	≤10.00	PASS
				Peak	5720.000	-24.12	≤15.60	PASS
				Peak	5725.000	-20.75	≤27.00	PASS
		High	5825	Peak	5850.000	-27.77	≤27.00	PASS
				Peak	5855.000	-29.17	≤27.00	PASS
				Peak	5875.000	-38.53	≤10.00	PASS
				Peak	5925.000	-42.04	≤-27.00	PASS
11AC40SISO	Ant1	Low	5190	AV	4500.000	-54.95	≤-41.20	PASS
				AV	5149.275	-44.22	≤-41.20	PASS
				AV	5150.000	-44.16	≤-41.20	PASS
				Peak	4500.000	-44.46	≤-21.20	PASS
				Peak	5149.275	-22.94	≤-21.20	PASS
				Peak	5150.000	-23.97	≤-21.20	PASS

		High	5230	AV	5350.000	-52.21	≤-41.20	PASS
				AV	5448.319	-50.97	≤-41.20	PASS
				AV	5460.000	-52.79	≤-41.20	PASS
				Peak	5350.000	-44.09	≤-21.20	PASS
				Peak	5366.928	-39.96	≤-21.20	PASS
				Peak	5460.000	-42.36	≤-21.20	PASS
		Low	5755	Peak	5650.000	-41.72	≤-27.00	PASS
				Peak	5700.000	-33.77	≤10.00	PASS
				Peak	5720.000	-24.87	≤15.60	PASS
				Peak	5725.000	-22.91	≤27.00	PASS
		High	5795	Peak	5850.000	-32.43	≤27.00	PASS
				Peak	5855.000	-33.09	≤27.00	PASS
				Peak	5875.000	-40.06	≤10.00	PASS
				Peak	5925.000	-42.77	≤-27.00	PASS
11AC80SISO	Ant1	Low	5210	AV	4500.000	-54.4	≤-41.20	PASS
				AV	5150.000	-48.02	≤-41.20	PASS
				Peak	4500.000	-43.93	≤-21.20	PASS
				Peak	5140.217	-31.96	≤-21.20	PASS
				Peak	5150.000	-32.22	≤-21.20	PASS
		High	5210	AV	5350.000	-51.92	≤-41.20	PASS
				AV	5447.420	-50.37	≤-41.20	PASS
				AV	5460.000	-52.53	≤-41.20	PASS
				Peak	5350.000	-42.58	≤-21.20	PASS
				Peak	5373.565	-40.84	≤-21.20	PASS
				Peak	5460.000	-43.46	≤-21.20	PASS
		Low	5775	Peak	5650.000	-32.67	≤-27.00	PASS
				Peak	5700.000	-19.77	≤10.00	PASS
				Peak	5720.000	-15.68	≤15.60	PASS
				Peak	5725.000	-12.37	≤27.00	PASS
		High	5775	Peak	5850.000	-21.22	≤27.00	PASS
				Peak	5855.000	-22.43	≤27.00	PASS
				Peak	5875.000	-27.77	≤10.00	PASS
				Peak	5925.000	-35.04	≤-27.00	PASS

Note:

1. The Antenna Gain is compensated in the graph.
2. For transmitters operating in 5150-5350 GHz band and 5470-5725 GHz band: The limit in dBm for average detector is conversion from 54dBuV/m, according to 15.209(a). The limit in dBm for peak detector is 20dB above the limit of average detector in dBm.

7.2.Test Graphs

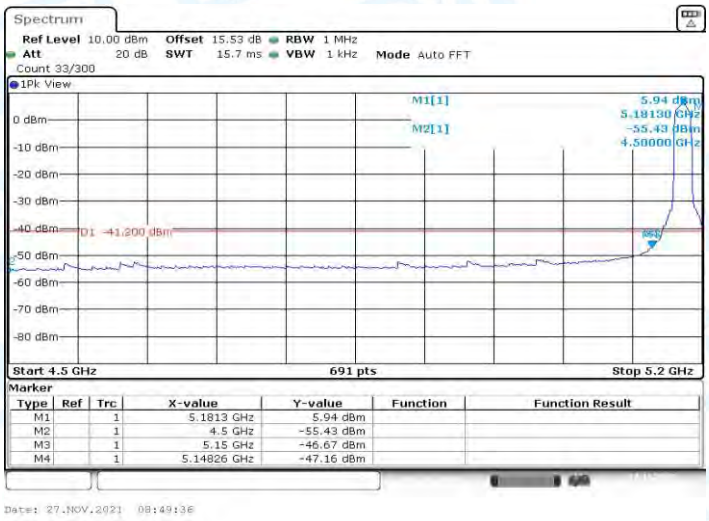

11A_Ant1_Low_5180_AV

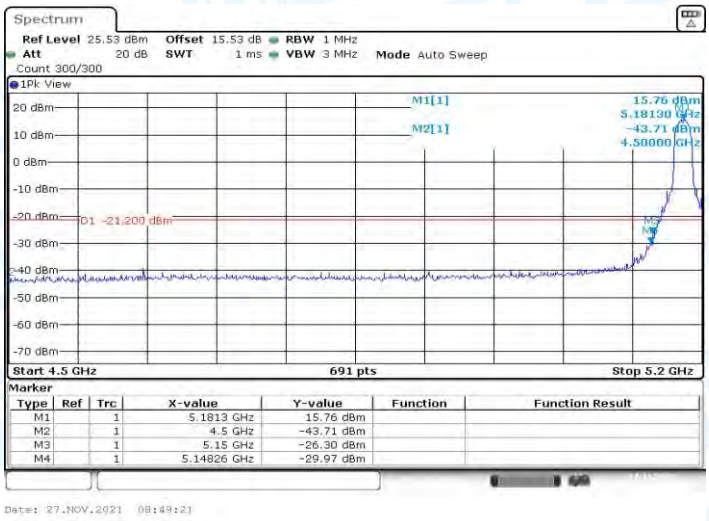

11A_Ant1_Low_5180_Peak

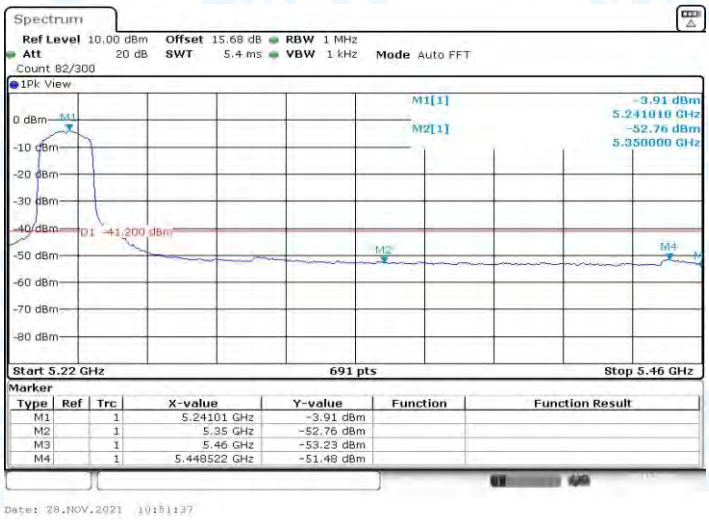

11A_Ant1_High_5240_AV

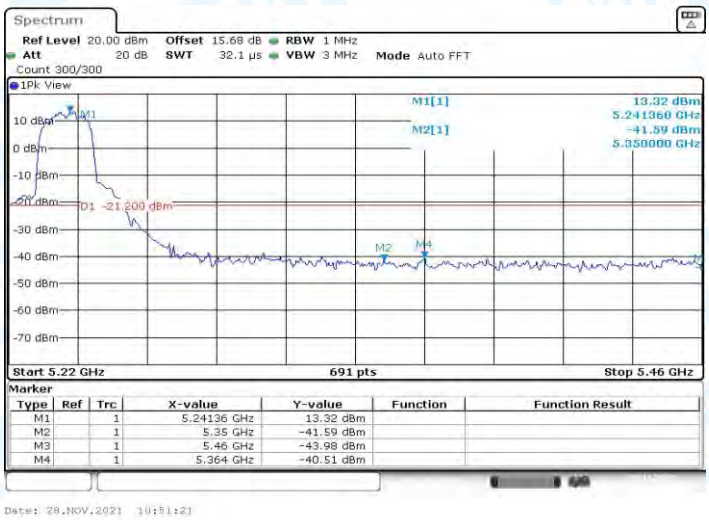

11A_Ant1_High_5240_Peak

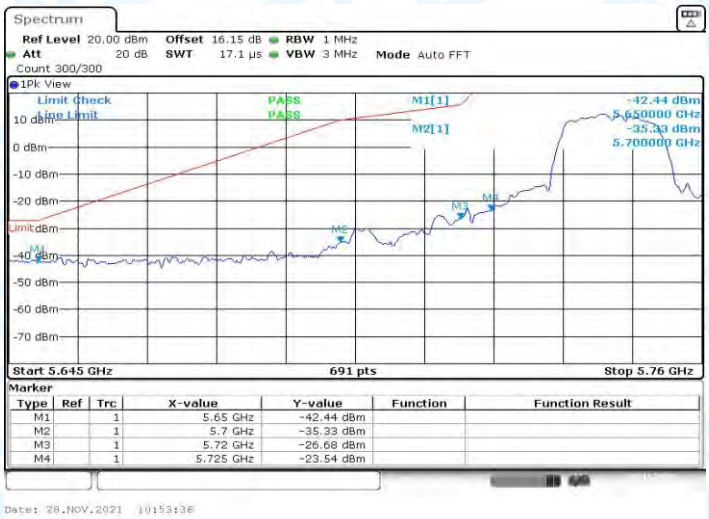

11A_Ant1_Low_5745_Peak

11A_Ant1_High_5825_Peak